

ANTHONY BANDIERO, ESQ.

NEW MEXICO

Search & Seizure Survival Guide

A FIELD GUIDE FOR LAW ENFORCEMENT



 Blue to Gold

New Mexico Search & Seizure Survival Guide

A FIELD GUIDE FOR LAW ENFORCEMENT

Anthony Bandiero, JD, ALM

Blue To Gold Law Enforcement Training, LLC
SPOKANE, WASHINGTON

Copyright © 2020 by Anthony Bandiero.

All rights reserved. No part of this publication may be reproduced, distributed or transmitted in any form or by any means, including photocopying, recording, or other electronic or mechanical methods, without the prior written permission of the publisher, except in the case of brief quotations embodied in critical reviews and certain other noncommercial uses permitted by copyright law. For permission requests, write to the publisher, addressed "Attention: Permissions Coordinator," at the address below.

Blue to Gold, LLC
1818 West Francis Ave #101
Spokane, WA 99205
info@bluetogold.com
www.bluetogold.com

Ordering Information:

Quantity sales. Special discounts are available on quantity purchases by government agencies, police associations, and others. For details, contact us at the address above.

New Mexico Search & Seizure Survival Guide
ISBN 979-8592919831
Last updated 04-2022

Note: This is a general overview of the classical and current United States court decisions related to search and seizure, liability, and confessions. As an overview, it should be used for a basic analysis of the general principles but not as a comprehensive presentation of the entire body of law. It is not to be used as a substitute for the opinion or advice of the appropriate legal counsel from the reader's department. To the extent possible, the information is current. However, very recent statutory and case law developments may not be covered.

Additionally, readers should be aware that all citations in this book are meant to give the reader the necessary information to find the relevant case. Case citations do not comply with court requirements and intentionally omit additional information such as pin cites, internal citations, and subsequent case developments. The citations are intended for police officers. Lawyers must conduct due diligence and read the case completely and cite appropriately.

Additional Training Resources

We offer the Nation's best search and seizure training. View our training calendar!

Visit bluetogold.com

Is your agency interested in hosting one of our training classes?

Call 888-579-7796 or email training@bluetogold.com

Want to purchase this book for your agency?

Call 888-579-7796 for bulk discount rates

— Anthony Bandiero

Overview

Let's Start with the Basics	14
Consensual Encounters	36
Investigative Detentions.....	55
Arrests.....	81
Vehicles.....	108
Homes	134
Businesses & Schools	172
Personal Property.....	186
Technology Searches	192
Miscellaneous Searches & Seizures.....	204
Search Warrants	215
Use of Force	233
Interview and Interrogation	242
Law Enforcement Liability.....	264
Index	286

Table of Contents

Let's Start with the Basics.....	14
Fourth Amendment.....	15
Fifth Amendment	16
Three Golden Rules of Search & Seizure	17
The Right 'To be Left Alone'.....	19
Decision Sequencing.....	20
C.R.E.W.....	21
Fourth Amendment Reasonableness.....	22
Private Searches.....	23
“Hunches” Defined	26
Reasonable Suspicion Defined.....	28
Probable Cause Defined.....	29
Collective Knowledge Doctrine.....	31
What is a “Search” Under the Fourth Amendment?	33
What is a “Seizure” Under the Fourth Amendment?.....	34
Consensual Encounters	36
Consensual Encounters	37
Knock and Talks	39
Investigative Activities During Consensual Encounter	41
Asking for Identification	43
Removing Hands from Pockets.....	46
Transporting to Police Station.....	47
Consent to Search.....	48
Third-Party Consent	50
Mistaken Authority to Consent.....	53
Investigative Detentions	55

Specific Factors to Consider	56
Detaining a Suspect.....	58
Officer Safety Detentions.....	59
How Long Can Detentions Last?.....	61
Investigative Techniques During a Stop.....	63
Identifications - in the Field.....	65
Unprovoked Flight Upon Seeing an Officer	66
Detentions Based on an Anonymous Tip	67
Handcuffing and Use of Force	69
Detaining Victims or Witnesses.....	71
Patdown for Weapons.....	72
Patdown Based on Anonymous Tips	75
Plain Feel Doctrine.....	76
Involuntary Transportation	78
Detaining People Who Publicly Record Police Officers...80	
Arrests.....	81
Lawful Arrest	82
Entry into Home with Arrest Warrant	84
Warrantless Entry to Make Arrest.....	86
Collective Knowledge Doctrine.....	88
Meaning of “Committed in the Officer’s Presence?”	90
Line-Ups.....	92
Protective Sweeps.....	94
When to “Unarrest” a Suspect.....	95
“Contempt of Cop” Arrests.....	97
Arrests at Public Protests	98
Search Incident to Arrest	99
Search Prior to Formal Arrest	100
Search Incident to a “Temporary” Arrest.....	101

Attempt to Swallow Drugs	103
DUI Breath Tests	104
DUI Blood Tests.....	105
Searching Vehicle Incident to Arrest	106

Vehicles108

General Rule.....	109
Scope of Stop Similar to an Investigative Detention	110
Community Caretaking Stops.....	111
Reasonable Suspicion Stops	112
Stops to Verify Temporary Registration	113
DUI Checkpoints	114
Information Gathering Checkpoints	115
Legal Considerations for Any Checkpoint	116
Ordering Passengers to Stay in, or Exit Vehicle.....	117
Detaining a Recent Vehicle Occupant	118
Consent to Search a Vehicle	119
Frisking Vehicle and Occupants for Weapons	120
Frisking People Who Ride in Police Vehicle	121
K9 Sniff Around Vehicle	122
Searching Vehicle Incident to Arrest	123
Searching Vehicle with Probable Cause	125
Dangerous Items Left in Vehicle	126
Inventories	127
Identifying Passengers.....	129
Unrelated Questioning	130
Constructive Possession.....	132

Homes134

Warrant Requirement.....	135
--------------------------	-----

Hotel Rooms, Tents, RVs, and so Forth.....	137
Knock and Talks	139
Open Fields	141
Curtilage	142
Plain View Seizure.....	144
Trash Searches	145
Consent to Search by Co-Occupants	146
Parental Consent to Search Child’s Room	149
Mistaken Authority to Consent.....	150
Protective Sweeps.....	151
Hot Pursuit and Fresh Pursuit	153
Warrantless Arrest at Doorway	156
Warrantless Entry to Make Arrest.....	158
Warrantless Entry for an Emergency.....	161
Warrantless Entry for Officer Safety	163
Warrantless Entry to Investigate Child Abuse.....	164
Warrantless Entry to Protect Property	165
Warrantless Entry to Investigate Homicide Crime	166
Warrantless Entry to Prevent Destruction of Evidence.....	167
Warrantless Entry Based on “Ruse” or Lie.....	168
Convincing Suspect to Exit Based on “Ruse” or Lie.....	169
Detaining a Home in Anticipation of a Warrant	170
Surround and Call-Out	171
Businesses & Schools.....	172
Warrantless Arrest Inside Business.....	173
Customer Business Records.....	174
Heavily Regulated Businesses	175
Fire, Health, and Safety Inspections.....	176
Government Workplace Searches	177

School Searches	178
Student Drug Testing.....	182
SROs, Security Guards, and Administrators.....	183
Use of Force Against Students.....	185
Personal Property	186
Searching Containers.....	187
Single Purpose Container Doctrine	188
Searching Abandoned or Lost Property.....	189
Searching Mail or Packages.....	191
Technology Searches	192
Sensory Enhancements	193
Flashlights.....	194
Binoculars.....	195
Night Vision Goggles	197
Thermal Imaging	198
Cell Phones, Laptops, and Tablets	199
Cell Phone Location Records	200
Aerial Surveillance	201
GPS Devices	202
Obtaining Passwords.....	203
Miscellaneous Searches & Seizures	204
Cause-of-Injury Searches	205
Medical Procedures.....	206
Discarded DNA	208
Fingernail Scrapes	209
Arson Investigations	210
Airport & Other Administrative Checkpoints	211
Border Searches.....	212

Probationer & Parolee Searches	214
Search Warrants	215
Overview	216
Why Get a Warrant, Even if You Don't Need to?.....	217
Particularity Requirement	218
Anticipatory Search Warrant	219
Confidential Informants.....	220
Sealing Affidavits.....	222
Knock and Announce	223
Detaining Occupants Inside and in Immediate Vicinity	225
Frisking Occupants	227
Handcuffing Occupants.....	229
Serving Arrest Warrant at Residence.....	230
Wrong Address Liability	231
Receipt, Return, and Inventory,	232
Use of Force.....	233
Non-Deadly Force	234
Use of Force to Prevent Escape	235
Deadly Force During Vehicle Pursuit	236
Improper Handcuffing	237
Pointing Gun at Suspect	239
Using Patrol (i.e. Bite) Dogs	240
Hog/Hobble Tie	241
Interview and Interrogation	242
When Miranda is Required.....	243
Miranda Elements	246
Coercive Influences and De Facto Arrests	247

Miranda Inside Jail and Prison	249
Miranda for Juveniles.....	250
Witnesses and Victims	252
Invocation Prior to Interrogation.....	253
Ambiguous Invocations.....	254
Suspect Invoked, Now What?.....	255
Suspect Invoked, Now Wants to Talk.....	257
Intentional Versus Accidental Miranda Violations.....	258
When to Provide Miranda Again	259
Public Safety Exception.....	260
Routine Booking Questions	261
Evidence Discovered after Miranda Violation	263
Law Enforcement Liability	264
Exclusionary Rule.....	265
Exceptions to the Exclusionary Rule.....	267
Fruit of the Poisonous Tree	268
Standing to Object.....	269
Good Faith Exception.....	270
Attenuation.....	271
Inevitable or Independent Discovery.....	272
Duty to Protect	274
Duty to Intervene	275
Supervisor Liability.....	277
Unequal Enforcement of the Law	278
Behavior that “Shocks the Conscience”	279
Deliberate Indifference	280
Sharing Crime Scene Photos on Social Media.....	281
§ 1983 Civil Rights Violations	282
§ 242 Criminal Charges	283

Bringing Non-Essential Personnel Into the Home	284
Qualified Immunity	285
Index	286

We have an incredible warrior class in this country - people in law enforcement..., and I thank God every night we have them standing fast to protect us from the tremendous amount of evil that exists in the world.

— Brad Thor



Let's Start with the Basics

Fourth Amendment

Out of all of the Bill of Rights, the Fourth Amendment is the most litigated. It is also the most important when it comes to your job as a police officer. At the core of every police action is the Fourth Amendment and you need to understand case law in order to do your job effectively and lawfully. That's what this book is all about.

The New Mexico Constitution states that it provides greater protection than the Fourth Amendment: "Under the Fourth Amendment of the United States Constitution, a law enforcement officer may repeat a private search and may exceed the scope of the private search, so long as (1) the expansion was only de minimus, and (2) obtaining a warrant would only minimally advance Fourth Amendment interests. We have consistently interpreted the search and seizure provision of the New Mexico Constitution, however, as imposing a greater requirement for a warrant than its federal counterpart."¹

Legal Standard

The Fourth Amendment is best understood in two separate parts:

Search and seizure clause:

1. The right of the people to be secure in their
2. persons, houses, papers, and effects,
3. against unreasonable searches and seizures,
4. shall not be violated, and

Search warrant clause:

1. no Warrants shall issue, but upon probable cause,
2. supported by Oath or affirmation,
3. and particularly describing the place to be searched,
4. and the persons or things to be seized.

¹ State v. Rivera, 148 N.M. 659 (2010)

Fifth Amendment

The Fifth Amendment is the most famous. Because of Hollywood, everyone seems to know their rights. Yet, the Fifth Amendment is extremely complex. For example, how many times has a suspect complained that you didn't read them his Miranda rights after an arrest, even though you didn't interrogate him? Better yet, what if you forget to read someone his rights and he confesses? How do you fix that mistake? This book gives you these answers (Interview and Interrogation section).

Legal Standard

There are a lot of subsections to the Fifth Amendment, and you probably won't deal directly with any of them except #4, the right against self-incrimination (i.e. Miranda):

1. No person shall be held to answer for a capital, or otherwise infamous crime,
2. unless on a presentment or indictment of a Grand Jury, except in cases arising in the land or naval forces, or in the Militia, when in actual service in time of war or public danger;
3. nor shall any person be subject for the same offense to be twice put in jeopardy of life or limb;
4. **nor shall be compelled in any criminal case to be a witness against himself,**
5. nor be deprived of life, liberty, or property, without due process of law;
6. nor shall private property be taken for public use, without just compensation.

Three Golden Rules of Search & Seizure

I want to share three overarching Golden Rules to help provide you with guidance in the field and to keep you out of trouble. These Golden Rules were developed after reading thousands of cases and I realized that there was a “theme” that developed when officers lost their cases or were successfully sued.

Embrace these Golden Rules and your career will benefit.

Three Golden Rules

The three Golden Rules of Search & Seizure are:

1. **The more you articulate why you did something, the more likely it will be upheld in court.**

This is the first and most important Golden Rule. Every time you make an intrusion into a person’s liberty or property interests (i.e. detain them or their property), you need to document why you did it. If not, you may be disciplined or successfully sued. Finally, you don’t necessarily need to produce a formal report. CAD and dispatch notes are also effective documentation when a formal report is unnecessary.

2. **The more serious the crime, the more reasonable your actions are likely to be viewed.**

The Fourth Amendment is like a human-sized rubber band around your body. It’s naturally constricting. But when you are dealing with violent people, or emergencies, or rapidly evolving situations, the court will give you more room to breathe. For example, courts may let you enter homes to prevent the destruction of a kilo of cocaine, but will criticize you for entering the same home to prevent the destruction of a marijuana cigarette. Use good judgment. Be willing to back down and seek judicial approval for minor crimes - use good judgment!

3. **Conduct all warrantless searches and seizures in the same manner as if you had a warrant.**

Most searches and seizures are warrantless. But that doesn't mean that you get any extra leeway when you proceed without judicial pre-approval. In fact, you get less leeway.

When you take the time to get judicial pre-approval courts like it. They respect it. And when your case goes to trial there is a legal presumption that you did the right thing. Therefore, the defendant must present evidence that your warrant is invalid. Good luck. The judge presiding over the case is likely the same judge who signed off on your warrant. Do you think that same judge will now decide the warrant was improperly issued? Yeah right!

On the other hand, when you proceed without a warrant there is a legal presumption that your search or seizure was unlawful! It's not personal - it's business. Without a warrant you have the burden to prove that what you did, and how you did it, was reasonable and lawful. Most of the time you will win these arguments with proper articulation (think Golden Rule #1) and your search or seizure was no more intrusive than what a judge would have allowed you to do.

Keep these Golden Rules in mind while in the field and your courtroom experience should be a tad less stressful.

The Right 'To be Left Alone'

The Supreme Court has recognized another “right,” though it is not solely defined in the Bill of Rights, and that is the right “to be left alone.” (The original phrase is the right “to be let alone.” Modern English prefers “left alone.”)

Whatever its source, whether common law, civil tort law, or the Bill of Rights, professional law enforcement officers must realize, and accept, that citizens have the right to be left alone. This is especially true today because more and more citizens are refusing police consensual encounters. I witnessed this first hand when subjects, whom I wanted to talk with, in order to develop intel, would bluntly ask me if they were free to go. When I replied “Yes,” a few would immediately leave (usually on their bicycle or moped). However, this country was founded on an unwavering respect for individual liberties. It's just one of many reasons why this country is the best.

As Justice Brandies wrote in a dissenting opinion that was later endorsed by courts around the country:

The makers of our Constitution undertook to secure conditions favorable to the pursuit of happiness. They recognized the significance of man's spiritual nature, of his feelings and of his intellect. They knew that only a part of the pain, pleasure and satisfactions of life are to be found in material things. They sought to protect Americans in their beliefs, their thoughts, their emotions and their sensations. They conferred, as against the Government, the right to be let alone—the most comprehensive of rights and the right most valued by civilized men. To protect that right, every unjustifiable intrusion by the Government upon the privacy of the individual, whatever the means employed, must be deemed a violation of the Fourth Amendment.¹

¹ Olmstead v. United States, 277 U.S. 438 (1928)

Decision Sequencing

Every search and seizure decision you make must be constitutional. If not, the evidence seized later will be “tainted” by the unconstitutional decision and the evidence may be suppressed. More importantly, an unconstitutional decision may have violated someone’s constitutional rights. If true, you may be successfully sued even if the suspect suffered no real harm. For example, if you illegally searched a backpack and found cocaine. The suspect may be able to recover damages and attorney’s fees even though they were never allowed to possess the cocaine in the first place.

A great way to conceptualize how this works is to think of constitutional decisions as upright dominos, each stacked next to each other.¹ Remember doing that as a kid...or last week? You line them up and when one falls, the rest fall *after* that one. In other words, if you just flicked the domino in the middle, only half the dominos would fall. Fourth Amendment decisions work the same way. For example, you make a *lawful* traffic stop (domino #1). You *lawfully* question the occupants about unrelated matters but it does not measurably extend the stop (domino #2). Eventually, you gain consent to search the trunk, but exceed the scope of search by searching inside the vehicle. This would violate the constitution and therefore that domino falls...and so do the decisions and evidence that come after it. Here, if you found drugs in the car, made an arrest, and found more drugs from a search incident to an arrest (another domino), that domino falls over too and that evidence is suppressed because it was tainted by a domino that fell over before.

Finally, remember everything that you found *before* the first domino that fell is constitutional. Any evidence discovered during that period would not be suppressed.

Legal Standard

Constitutional decisions are like upright dominos — an unconstitutional decision will cause the domino to fall over, knocking over (i.e. “tainting”) all the dominos that come later.

¹ This concept came from Bruce-Alan Barnard, JD

LET'S START WITH THE BASICS

C.R.E.W.

The Supreme Court stated that all Fourth Amendment searches are presumed unreasonable unless there is a warrant or recognized exception. There are several exceptions, including “consent.” C.R.E.W. is an acronym to help you remember this important limitation.

The “C” stands for consent. “R.E.” stands for recognized exceptions. “W” stands for, yep you guessed it, warrant.

Legal Standard

Whenever you conduct a search or a seizure you need one of the following:

1. Consent
2. Recognized Exceptions, examples include:
 - Exigency
 - Community caretaking
 - Reasonable suspicion
 - Probable cause arrest in public place
 - Mobile conveyance exception
 - Plain view (or smell, feel, hear)
 - Emergency searches
 - Hot/fresh pursuit
3. Warrant

Fourth Amendment Reasonableness

The ultimate touchstone of the Fourth Amendment is reasonableness.¹ In particular, the Fourth prohibits “unreasonable searches and seizures.” In other words, if a search or seizure is reasonable, it’s probably lawful.

Yet, how do we define what’s reasonable? Most of our definitions come from case law. What we can, and cannot, do is usually spelled out by judges. But remember, courts don’t expect you to do your job perfectly—cops are humans and make mistakes. But you must be able to articulate why you’re doing something. If you cannot, then it’s probably unreasonable.

Legal Standard

The "reasonable person" test asks, "not . . . what the defendant himself . . . thought, but what a reasonable man, innocent of any crime, would have thought had he been in the defendant's shoes."²

“An otherwise lawful seizure can violate the Fourth Amendment if it is executed in an unreasonable manner.”³

Finally, the "Fourth Amendment does not mandate that police officers act flawlessly, but only that they act reasonably."⁴

¹ Riley v. California, 134 S. Ct. 2473 (2014)

² United States V. Goddard (11th Circuit, 2002)

³ United States V. Jacobsen, 503 U.S. 540 (1992)

⁴ United States V. Rohrig (6th Circuit, 1996)

Private Searches

The Fourth Amendment controls government officials, not private actors. Therefore, there's generally no restriction on using information gained from a private citizen's search as long as he was not acting as a government agent. This is true even when the private search was conducted in a highly offensive, unreasonable, or illegal manner.¹

Remember, you may not exceed the scope of the original private search. The point here is that the suspect loses any reasonable expectation of privacy in those areas searched by the private person, so police can view the same evidence. But that doesn't mean the suspect lost his expectation of privacy in other, non-searched areas.

An agent is anyone who conducts the search or seizure on your behalf. Government agents must abide by the same rules you do, otherwise agents become a way to violate the Fourth Amendment. Again, as long as the person is not your agent, you can use any evidence they bring to you.

Legal Standard

Whether a private search becomes a government search depends on three factors:

- Did you encourage, **direct** or **participate** in the search or seizure? And,
- Did the private person conduct the search with the **intent to help police** or **discover evidence**? If so,
- Did you exceed the **scope** of the private search?

The first two factors must both be present for a private search to turn into a government search. The third factor will turn a private search into an unreasonable government search.

Case Examples

Private searches in New Mexico:

“New Mexico Constitution: an officer must obtain a valid warrant from a neutral and detached judge to expand the private search absent an exception to the warrant requirement. N.M. Const. art. II,

¹ Skinner v. Railway Labor Executives' Ass'n, 489 U.S. 602 (1989)

§ 10. Our approach encourages private citizens to assist police officers in the investigation of crimes, while faithfully safeguarding existing privacy interests as required by our constitution.”¹

Government did not exceed private search by opening another box on the same pallet:

Private carrier’s employee opened one of thirteen boxes on a pallet and discovered marijuana. Police later searched the other boxes without a warrant. Typically, this would have exceeded the “scope” of the original private search. However, the government effectively argued that the additional boxes on the same pallet were essentially a “single” box. The court agreed and the search was upheld.²

No government search where wife simply handed over evidence:

Officers went to the defendant’s home and questioned his wife. Officers asked if husband owned any guns and what clothes he had worn on the night of the crime. Wife then grabbed the items and gave them to police. This was a private search—no evidence that police *told* her to do it, she did it on her own to clear her husband’s name.³ That last part backfired!

Hotel manager was government agent while searching room for drugs:

Hotel manager called police and asked that police protect him while he searched a suspected drug dealer’s room. The officers stood guard at the door and listened to the manager describe the drug evidence found. This was a government search because police participated in (i.e. stood guard) and the manager was motivated to help police (i.e. look at what I just found boys!).⁴

FedEx employee not agent despite wanting to find evidence for police:

A FedEx employee who previously found drugs in eight packages, and testified in court two times, was not a government agent simply because he wanted to find evidence to turn over to the government.⁵

Private search exceeded after laboratory tests performed:

¹ State v. Rivera, 148 N.M. 659 (2010)

² U.S. v. Garcia-Bercovich, 582 F.3d 1234 (11th Cir. 2009)

³ Coolidge v. New Hampshire, 403 U.S. 443 (1971)

⁴ U.S. v. Reed, 15 F.3d 928 (9th Cir. 1994)

⁵ U.S. v. Koenig, 856 F.2d 843 (7th Cir. 1988)

Where a previous private search was limited to visual inspection of pills but the government subsequently had a series of tests performed on the material at a toxicology laboratory that revealed its precise molecular structure, the action was a search because of the danger that private facts about the items could be revealed and because the search exceeded the scope of the private search. The court distinguished a field test that would reveal only whether or not the pills were a particular contraband substance but would not otherwise reveal exactly what they were.¹

No violation where police viewed same child pornography wife viewed:

Police officers who examined defendant's child pornography obtained and brought to the officers by defendant's wife, did not violate defendant's privacy expectations, where defendant's wife had performed a private search of the materials, and the police officers only viewed those materials that had already been viewed by defendant's wife.² Still, officers are highly encouraged to get a search warrant for electronic devices, especially those suspected of containing child pornography.

¹ U.S. v. Mulder, 808 F.2d 1346 (9th Cir. 1987)

² U.S. v. Starr, 533 F.3d 985 (8th Cir. 2008)

“Hunches” Defined

You cannot make a stop or detention based “on mere curiosity, rumor, or hunch...even though the officer [you] may be acting in complete good faith.”¹ The solution is to work on converting those hunches into reasonable suspicion so they can make investigatory detentions. As the Court said:

The officer, of course, must be able to articulate something more than an “inchoate and unparticularized suspicion or ‘hunch.’” The Fourth Amendment requires “some minimal level of objective justification” for making the stop. That level of suspicion is considerably less than proof of wrongdoing by a preponderance of the evidence. We have held that probable cause means “a fair probability that contraband or evidence of a crime will be found,” and the level of suspicion required for a Terry stop is obviously less demanding than that for probable cause²

Legal Standard

You **cannot seize** a person or property based merely on a **hunch**. Instead, you may make a consensual encounter or pursue other investigative techniques that are not prohibited by the Fourth Amendment.

Case Examples

Particularized and objective basis for a stop is necessary:

An officer’s stop of an individual requires a particularized and objective basis, not a mere hunch. When an officer saw defendant “undertake precisely the type of conduct in which those selling drugs engage,” in a known drug selling location, the court found there was the proper basis for a stop.³

Hunches can’t support a stop, but are nevertheless valuable:

“A hunch may provide the basis for solid police work; it may trigger an investigation that uncovers facts that establish reasonable suspicion, probable cause, or even grounds for a conviction.”⁴

Criminal history alone is a hunch, not reasonable suspicion:

¹ In re Tony C. 21 Cal.3rd 888 (1978)

² U.S. v. Sokolow, 490 U.S. 1 (1989)

³ State v. Martinez, 457 P.3d 254 (N.M. 2020)

⁴ United States v. Thomas, 211 F.3d 1186, 1191 (9th Cir. 2000)

During a traffic stop, the facts that a computer check reveals that driver had once been involved in a hit-and-run incident and had once been arrested on a drug charge did not provide reasonable suspicion for further detention. Officer was impermissibly acting on a hunch that defendant might presently be involved in criminal activity.¹

¹ U.S. v. Sandoval, 29 F.3d 537, 543 (10th Cir. 1994)

Reasonable Suspicion Defined

You may conduct an investigative detention (i.e. Terry Stop) when you can “point to specific and articulable facts which, taken together with rational inferences from those facts, reasonably warrant” you to detain the suspect for further investigation.¹

Like probable cause, reasonable suspicion is fact-specific. Each situation is different. Therefore, the key is to articulate why this particular person appears to be engaged in criminal activity.

Legal Standard

Reasonable suspicion exists when:

- You can articulate **facts and circumstances** that would lead a **reasonable officer** to believe the suspect is, or is about to be, involved in **criminal activity**;
- If your suspicions are **dispelled**, the person must be **immediately released** or the stop converted into a consensual encounter.

Case Examples

Being unco-operative is a hunch, not reasonable suspicion:

The mere fact that a suspect refuses to cooperate with police, when the suspect has no duty to do so, is insufficient to support reasonable suspicion.²

The fact that car is parked in front of fugitive’s house is not enough for stop:

“That on one occasion a car is parked on a street in front of a house where a fugitive resides is insufficient to create reasonable suspicion that the car's occupants had been or are about to engage in criminal activity.”³

NM does make reasonable suspicion more strict:

“[W]e decline to broaden our analysis to consider whether the definition of reasonable suspicion might be more stringent under Article II, Section 10 of the New Mexico Constitution.”⁴

¹ Terry v. Ohio, 392 U.S. 1 (1968)

² I.N.S. v. Delgado, 466 U.S. 210, 216 (1984)

³ U.S. v. Green, 111 F.3d 515 (7th Cir. 1997)

⁴ State v. Quintana, 2014 N.M. App. Unpub. LEXIS 264 (2014)

Probable Cause Defined

Articulating precisely the definition of “probable cause” or “reasonable cause” is not possible. P.C. is a fluid concept and whether or not you had P.C. to arrest or conduct a search will be evaluated on a case-by-case basis. “On many occasions, we have reiterated that the probable-cause standard is a ‘practical, nontechnical conception’ that deals with the factual and practical considerations of everyday life on which reasonable and prudent men, not legal technicians, act.”¹

Remember, evidence found *after* a search cannot be used retroactively to establish probable cause.² It may be tempting to try to cure an unlawful search by telling the prosecutor, “But I found 100 kilos of cocaine! There must have been probable cause!” That’s a great argument, but it is legally flawed. Similarly, just because the evidence sought was not found does not mean that there was no probable cause at the beginning.³

Legal Standard

Probable cause to arrest:

Probable cause to arrest exists “where ‘the **facts and circumstances** within [the arresting officer’s] **knowledge** and of which he had **reasonably trustworthy information** [are] sufficient in themselves to warrant a man of reasonable caution in the belief that an offense has been or is being committed,”⁴ and that the **defendant is the perpetrator**.⁵

Probable cause to search:

Probable cause to search, on the other hand, arises when there are **reasonable grounds to believe**, “not that the owner of the property is suspected of a crime, but that there is reasonable cause to believe that the specific ‘things’ to be searched for and seized are **located** on the property to which entry is sought,”⁶ and there is probable cause to believe the **things sought are**

¹ Illinois v. Gates, 462 U.S. 213 (1983)

² Maryland v. Garrison, 480 U.S. 79 (1987)

³ United States v. Gaschler, 2009 U.S. Dist. LEXIS 48449 (N.D. W. Va. June 3, 2009)

⁴ Draper v. United States, 358 U.S. 307 (1959)

⁵ United States v. Watson, 423 U.S. 411 (1976)

⁶ Zurcher v. Stanford Daily, 436 U.S. 547 (1978)

evidence of a crime.¹ In fact, the identity of the offender need not be known.²

Case Examples

Officer had probable cause to search vehicle:

“There was probable cause to search a vehicle where police knew that a “blue compact station wagon” with four men in it had been circling a service station shortly before it was robbed by two men; and sped away from an area near the scene shortly thereafter; that one occupant wore a green sweater as did one of the robbers, [and] that there was a trench coat in the auto similar to that worn by another of the robbers.”³

Officer had probable cause that tied-off balloon contained narcotics:

Where an officer observed a tied-off, uninflated opaque party balloon in a vehicle together with additional balloons, small plastic vials, and white powder in the glove compartment, and when the officer knew from his experience that such balloons were often used to deal drugs, probable cause existed to believe that the balloon contained narcotics.⁴

Probable cause existed to arrest party-goers in near-empty house:

A reasonable officer could have concluded that there was probable cause to believe the partygoers knew they did not have permission to be in the house, and the officers had probable cause to arrest the partygoers because the officers found a group of people who claimed to be having a bachelor party with no bachelor, in a near-empty house, with strippers in the living room and sexual activity in the bedroom, and who fled at the first sign of police.⁵

Probable cause defines the scope of search:

Smelling the odor of drugs can give probable cause to search for drugs. Scope is always an issue with probable cause. For example, the odor of burnt marijuana may give probable cause to search the passenger compartment while a powerful smell of unburnt marijuana may give probable cause to search the vehicle’s trunk.⁶

¹ State v. Tamer, 475 So. 2d 918 (Fla. Dist. Ct. App. 3d Dist. 1985)

² State v. Warren, 301 S.E.2d 126 (N.C. Ct. App. 1983)

³ Chambers v. Maroney, 90 S. Ct. 1975 (1970)

⁴ Tex. v. Brown, 103 S. Ct. 1535 (1983)

⁵ District of Columbia v. Wesby, 138 S. Ct. 577 (2018)

⁶ U.S. v. Downs, 151 F.3d 1301 (10th Cir. 1998)

Collective Knowledge Doctrine

The collective knowledge doctrine is one of the most powerful and important doctrines in law enforcement. It allows a single police officer to benefit from the collective knowledge of all officers working on a case. For example, if a detective asks another officer to search a vehicle for drugs, the search would be valid even if the officer conducting the search had no idea why he was authorized to search the vehicle, as long as the detective had probable cause.

The key with the collective knowledge doctrine is that officers communicate with each other. This doesn't mean officers have to know everything about the case, but they at least have to be working together.

Legal Standard

The collective knowledge doctrine has two requirements:

- The officers must be involved in the **same investigation**, but may be from different departments (i.e. task forces); and
- Officers must be in **communication** with each other related to the investigation.

Case Examples

Collective knowledge doctrine applied to officer who stopped vehicle:

A narcotics task force requested that an officer stop a vehicle for any observed traffic violation. Though the arresting officer only observed a traffic offense, the collective knowledge of the task force permitted the later arrest and warrantless search of the vehicle for drugs.¹

Officer may wholly rely on the probable cause of a fellow officer:

A police officer relied on the instruction of a fellow officer, who had probable cause to believe that drugs were in a vehicle. The police officer stopped the vehicle and searched it under the automobile exception. Even though the initiating officer did not

¹ United States v. Thompson, 533 F.3d 964 (8th Cir. Mo. 2008)

have probable cause, because he was in communication with a fellow officer who did, the stop and search were lawful.¹

Intel from confidential informant contributed to collective knowledge:

Officers who stopped defendant for a traffic violation had probable cause to arrest him for drug trafficking. At the time of the stop, law enforcement collectively knew that a confidential informant made a controlled drug purchase from defendant five days earlier, the informant made a controlled drug payment of \$5,000 to defendant on the day of the stop, and defendant engaged in what appeared to be other drug transactions shortly before the stop.²

Collective knowledge doctrine controls even when agent told officer to develop his own probable cause:

A DEA agent had probable cause that the defendant was in possession of drugs. He told a local officer to watch out for the defendant, and to develop his own probable cause and stop the vehicle, but the officer had no knowledge of the facts underlying the DEA's probable cause. The officer stopped the vehicle and searched it. The court held that the officer had probable cause under the collective knowledge doctrine.³

Collective knowledge doctrine can also be used for investigatory detentions:

Officer worked in a fast-paced, dynamic situation in an area known for drug sales, in which the officers worked together as a unified and tight-knit team. One officer developed reasonable suspicion to stop the defendant. A fellow officer, unaware of the officer's reasonable suspicion, stopped the defendant without his own individualized suspicion. The court upheld the stop under the collective knowledge doctrine.⁴

Supervisor's knowledge, not on the scene, was too remote for collective knowledge doctrine:

Knowledge of all officers on the scene is imputed to each officer in determining whether "collective knowledge" provided probable cause, but knowledge of a supervisor not on the scene cannot be imputed when the information was not communicated to those on the scene.⁵

¹ U.S. v. Chavez, 534 F.3d 1338 (10th Cir. 2008)

² U.S. v. Nicksion, 628 F.3d 368 (7th Cir. 2010)

³ U.S. v. Williams, 627 F.3d 247 (7th Cir. 2010)

⁴ U.S. v. Whitfield, 634 F.3d 741 (3d Cir. 2010)

⁵ U.S. v. Edwards, 885 F.2d 377 (7th Cir. 1989)

What is a “Search” Under the Fourth Amendment?

It is important to understand that the term “search,” as used in this book at least, refers to conduct that invokes the protections of the Fourth Amendment. Police may engage in hundreds of “searches” every day, and yet invoke the Fourth Amendment only a few times.

For example, when police look into a stopped vehicle, they may be searching for weapons or contraband, but that conduct is not protected by the Fourth Amendment. In other words, just using your senses while lawfully positioned somewhere is not a Fourth Amendment search. On the other hand, opening the trunk of that same vehicle and looking around for contraband would be a protected search because that area is protected as a closed container.

There are two constitutional searches: a “physical intrusion” search; or a search where a person has a “reasonable expectation of privacy.”

Legal Standard

Physical intrusion:

A physical intrusion will be a search under the Fourth Amendment if:

- You make a **physical trespass** into a **constitutionally protected area** (i.e. persons, houses, papers, and effects); and
- You did it for the **purpose of obtaining information**.¹

Reasonable expectation of privacy:

A reasonable expectation of privacy will be violated if:

- The person exhibited an actual (**subjective**) expectation of privacy; and
- His expectation is one that society is prepared to recognize as reasonable (**objective**).²

¹ U.S. v. Jones, 565 U.S. 400 (2012)

² Katz v. U.S., 389 U.S. 347 (1967)

What is a “Seizure” Under the Fourth Amendment?

A seizure of a person occurs when a reasonable person would believe that he or she was not free to leave, even if for a brief period of time.

The test is necessarily imprecise because it is designed to assess the coercive effect of police conduct, taken as a whole, rather than to focus on particular details of that conduct in isolation. Moreover, what constitutes a restraint on liberty prompting a person to conclude that he is not free to “leave” will vary, not only with the particular police conduct at issue, but also with the setting in which the conduct occurs....¹

There are two ways to seize a person. First, and most obviously, you may use physical force to make the seizure. For example, intentionally grabbing a person’s shoulder or more drastically shooting him are both seizures. Alternatively, and more commonly, police may seize a person when there is a show of authority sufficient enough to lead a reasonable person to believe he was not free to avoid the officer without legal consequences and the person submits (i.e. doesn’t run away).

A Fourth Amendment seizure of property occurs whenever you intentionally interfere with an individual’s possessory interest in his property. The most important element here is intent. For example, if you blow a red light and run into another person’s car, you have unintentionally interfered with his property and will be subject to tort liability, not a constitutional violation.

Remember you can be held vicariously liable if you “keep the peace” while someone takes another person’s property. For example, if you’re called to a civil standby while a subject removes property from a residence, it may be unwise to allow any disputed property to leave the residence.

Legal Standard

A seizure of a **person** occurs under the Fourth Amendment when:

¹ Mich. v. Chesternut, 486 U.S. 567 (1988)

- You **use force** on a person with the **intent** to restrain,¹ even with minimal force. Additionally, a seizure occurs even if the suspect is trying to escape (submission is not required);² or
- There is a sufficient **show of authority** that would lead a **reasonable person** to believe he was **not free to leave** or avoid you without legal consequences, and **submits**.³

A seizure of **property** occurs under the Fourth Amendment when:

- You **intend** some **meaningful interference** with someone's **possessory interest** in his property.

Case Examples

No seizure by DEA agents airport:

The defendant was not seized under the Fourth Amendment when she was asked by airport DEA agents if she would accompany them back to their office to discuss some discrepancies with her plane ticket. Once there, they asked for consent to search and she was informed of her right to refuse. She agreed and a female officer asked her to partially disrobe, after which bundles of heroin were discovered. The whole encounter was consensual.⁴

Consensual contacts on a bus:

Narcotics agents boarded a Greyhound bus and without any reasonable suspicion asked various passengers for consent to search their luggage. Arrested smuggler later argued that he was not free to leave because he was stuck on the bus in order to complete his journey and therefore consent was tainted. The Supreme Court disagreed, and stated that the test for a consensual encounter is not only the ability to *leave*, but also the ability to *terminate* the encounter while staying on the bus (e.g. “Leave me alone officer”).⁵

Officers that “kept the peace” liable for seizure of property:

Police were called to “keep the peace” while a trailer park manager illegally removed a mobile home for non-payment. The trailer was removed and the homeowner was told by police to not interfere with the park manager. The Court said police transformed the situation into a government seizure.⁶

¹ *Brower v. County of Inyo*, 489 U.S. 593 (1989)


² *Torres v. Madrid*, 141 S. Ct. 989, 209 L. Ed. 2d 190 (2021)

³ *California V. Hodari* 499 U.S. 621 (1991)

⁴ *United States v. Mendenhall*, 446 U.S. 544 (1980)

⁵ *Fla. v. Bostick*, 501 U.S. 429 (1991)

⁶ *Soldal v. Cook County*, 506 U.S. 56 (1992)



Consensual Encounters

 CONSENSUAL ENCOUNTERS

Consensual Encounters

The most common police encounter is the consensual one. You don't need a specific reason to speak with people and consensual encounters are a great way to continue an investigation when you have neither reasonable suspicion nor probable cause. As the Supreme Court said, "Police officers act in full accord with the law when they ask citizens for consent."¹

Start a consensual encounter by asking a question: "Can I talk to you?" Not, "Come talk to me." Also, your conduct during the encounter must be reasonable. Lengthy encounters full of accusatory questioning will likely be deemed an investigative detention, not a consensual encounter.

Finally, your un-communicated state of mind has zero bearing on whether the person would feel free to leave. Therefore, even if you had probable cause to arrest, this factor will not be considered as long as the suspect did not know that you intended to arrest him.

Legal Standard

A consensual encounter does not violate the Fourth Amendment when:

- A reasonable person would believe he was **free to leave** or otherwise **terminate the encounter**.² In other words, a reasonable person would have believed he was not detained.

Case Examples

Tap on defendant's window is not a seizure:

An officer's approach, on foot, to a car idling in a parking lot and tapping lightly on the window as the car began to drive away did not constitute a seizure or stop. The encounter was consensual as the officer did not display authoritative actions like sirens and lights.³

Order to come over and talk is not consensual:

Suspect was observed walking in mall parking lot after stores were closed. Officer said, "Come over here, I want to talk to you." Court

¹ United States v. Drayton, 536 U.S. 194 (2002)

² Florida v. Bostick, 501 U.S. 429 (1991)

³ State v. Simpson, 446 P.3d 1160 (N.M. Cr. App. 2019)

held officer gave command to suspect and therefore needed reasonable suspicion. Evidence suppressed.¹

Suspect fit drug courier profile and police conduct was not a consensual encounter:

A suspect who fit the so-called “drug-courier profile” was approached at an airport by two detectives. Upon request, but without oral consent, the suspect produced for the detectives his airline ticket and his driver's license. The detectives, without returning the airline ticket and license, asked the suspect to accompany them to a small room approximately 40 feet away, and the suspect went with them. Without the suspect's consent, a detective retrieved the suspect's luggage from the airline and brought it to the room. When the suspect was asked if he would consent to a search of his suitcases, the suspect produced a key and unlocked one of the suitcases, in which drugs were found. Court found this was not a consensual encounter and suppressed the evidence.²

Even if police have probable cause, they can still seek a consensual encounter with the suspect:

“Therefore, even assuming that probable cause existed at some earlier time, there was no violation of the Fourth Amendment...No Fourth Amendment privacy interests are invaded when an officer seeks a consensual interview with a suspect.”³

Consensual encounter and search valid after officer released driver following a traffic stop:

Where the officer stopped a vehicle to issue a traffic citation, concluded the traffic stop, indicated to the driver that he was free to leave, but then asked if the driver had drugs and whether or not the officer could search the vehicle, consent to search was voluntary.⁴ Many cops call this move the “two step.” After releasing the offender, the officer will turn towards his patrol car, stop, turn around, and in a Columbo-like manner say, “Sir, can I ask one more question before you leave....” It's a solid way to separate the stop from the consensual encounter.

¹ People v. Roth, 219 Cal. App. 3d 211 (Cal. App. 4th Dist. 1990)

² Fla. v. Royer, 460 U.S. 491 (1983)

³ People v. Coddington, 23 Cal. 4th 529 (2000), as modified on denial of reh'g (Sep 27, 2000)

⁴ U.S. v. Rivera, 906 F.2d 319 (7th Cir. 1990)

 CONSENSUAL ENCOUNTERS

Knock and Talks

There is no Fourth Amendment violation if you try to consensually contact a person at his home. The key to knock and talks is to comply with social norms. Think about it this way, if the Girl Scouts could do it, you can too.

You must be reasonable when you contact the subject. Constant pounding on the door, for example, would likely turn the encounter into a detention if the subject knows that it's the police knocking (an objectively reasonable person would believe that police are *commanding* him to open the door). Additionally, waking a subject up at 4 a.m. was viewed as a detention requiring reasonable suspicion (see below). In other words, if the Girl Scouts wouldn't do then it's probably unreasonable.

What about "No Trespassing" signs? You can usually ignore them because trying to have a consensual conversation with someone is not typically considered trespassing. Same goes with "No Soliciting" signs.

Legal Standard

Knock and talks are lawful when:

- The **path** used to reach the door does not violate **curtilage** and appears available for **uninvited guests** to use;
- If the house has multiple doors, you chose the **door reasonably believed** to be available for uninvited guests to make contact with an occupant;
- You used typical, **non-intrusive methods** to contact the occupant, including making contact during a socially-acceptable time;
- Your conversation with the occupant remained **consensual**; and
- When the conversation ended or was terminated, you **immediately left** and didn't snoop around.

Case Examples

Knock and talk at 4 a.m. held invalid:

Officers went to suspect's residence at 4 a.m. with the sole purpose to arrest him. There was no on-going crime and the probable cause

was based on an offense that occurred the previous night. Violation of knock and talk because officers exceeded social norms.¹

Command to open door was not a consensual encounter:

“Officers were stationed at both doors of the duplex and [an officer] had commanded [the defendant] to open the door. A reasonable person in [defendant’s] situation would have concluded that he had no choice but to acquiesce and open the door.”²

Constant pressure to consent to search held unlawful:

During knock and talk officers continued to press defendant for permission to enter and search. Later consent-to-search was product of illegal detention.³

Unless there is an express order otherwise, officers have the same right to knock and talk as a pollster or salesman:

“Consensual encounters may also take place at the doorway of a home. In a frequently cited opinion, one federal appeals court stated more than forty years ago: ‘Absent express orders from the person in possession against any possible trespass, there is no rule of private or public conduct which makes it illegal per se, or a condemned invasion of the person’s right of privacy, for anyone openly and peaceably, at high noon, to walk up the steps and knock on the front door of any man’s ‘castle’ with the honest intent of asking questions of the occupant thereof—whether the questioner be a pollster, a salesman, or an officer of the law.’”⁴

Officer does not need to inform that consent can be refused:

“In conclusion, while heightened scrutiny must be applied to determine whether consent is voluntary in a “knock and talk” investigation, there is nothing inherent in its use that requires the police to first advise a person of his right to refuse consent in order to obtain a valid consent.”⁵

¹ United States v. Lundin, 47 F. Supp. 3d 1003 (N.D. Cal. 2014)

² United States v. Poe, 462 F.3d 997 (8th Cir. Mo. 2006)

³ United States v. Washington, 387 F.3d 1060 (9th Cir. Nev. 2004)

⁴ People v. Rivera, 41 Cal. 4th 304 (2007)

⁵ State v. Flores, 144 N.M. 217 (Crt. App. 2008)

Investigative Activities During Consensual Encounter

Just because you're engaged in a consensual encounter doesn't mean you can't investigate. However, be careful as to how you go about it. Be cool, low key, and relaxed. Make small talk and just present yourself as a curious cop versus someone looking to make an arrest (though that may be your goal).

During a consensual encounter, there are really three investigative activities you can engage in; questioning, asking for ID, and seeking consent to search.

“[L]aw enforcement officers do not violate the Fourth Amendment by merely approaching an individual on the street or in another public place, and asking him if he is willing to answer some questions, [or] by putting questions to him if the person is willing to listen.”¹

Asking for ID and running a subject for warrants doesn't automatically convert an encounter into a detention.² Hint, return ID as soon as possible so a reasonable person would still “feel free to leave.”³

Legal Standard

Questioning

Questioning a person does not convert a consensual encounter into an investigative detention as long as:

- Your questions are not **overly accusatory** in a manner that would make a reasonable person believe they were being detained for criminal activity.

Identification

Asking a person for identification does not convert a consensual encounter into an investigative detention as long as:

- The identification is **requested**, not demanded; and

¹ Fla. v. Royer, 460 U.S. 491 (1983)

² People v. Bouser, 26 Cal. App. 4th 1280 (Cal. App. 4th Dist. 1994)

³ United States v. Chan-Jimenez, 125 F.3d 1324 (9th Cir. Ariz. 1997)

- You **returned** the identification as soon as practicable; otherwise a reasonable person may no longer feel free to leave.

Consent to search

Asking a person for consent to search does not convert the encounter into an investigative detention as long as:

- The person's consent was **freely and voluntarily given**;
- He has **actual authority** to give consent to search the area or item; and
- You did not exceed the **scope** provided, express or implied.

Case Examples

Child illegally questioned at school while officer was present:

A child was illegally seized and questioned by a caseworker and police officer when they escorted the child off private school property, and interrogated the child for twenty minutes about intimate details of his family life and whether he was being abused. The government argued that this was a consensual encounter, but no reasonable child in that position would have believed they were free to leave.¹

Note: This case may have come out differently if they did not remove the child from school grounds. Involuntary transportation usually converts an encounter into an arrest.

Consent to search was involuntary after arrest-like behavior:

Suspect did not voluntarily consent to the search of his person, and suppression of a handgun discovered was warranted, where the suspect was in a bus shelter, was surrounded by three patrol cars and five uniformed officers, an officer's initial, accusatory question, combined with the police-dominated atmosphere, clearly communicated to the suspect that he was not free to leave or to refuse the officer's request to conduct the search. The officer never informed the suspect that he had the right to refuse the search, and the suspect never gave verbal or written consent, but instead merely surrendered to an officer's command.²

¹ Doe v. Heck, 327 F.3d 492 (7th Cir. 2003)

² U.S. v. Robertson, 736 F.3d 677 (4th Cir. 2013)

CONSENSUAL ENCOUNTERS

Asking for Identification

If you make a consensual encounter, you can always request that the subject identify themselves. But remember, there is no requirement that he do so. Additionally, there is likely no crime if the subject lied about his identity during a consensual encounter (however, possession of a fraudulent ID may be a crime).

I know a lot of officers don't understand how a person can lie about his identity and get away with it. But think about it; what law requires a person to identify himself during a consensual encounter? There may be a requirement the suspect identify himself during an investigative detention, but not a consensual one.

On the other hand, lying about ones' identity may help develop reasonable suspicion that the person is engaged in criminal activity, but this can't be the sole reason to detain or arrest the person.

Legal Standard

Asking a person for identification does not convert a consensual encounter into an investigative detention as long as:

- The identification is **requested**, not demanded; and
- You **return the identification** as soon as practicable; otherwise a reasonable person may no longer feel free to leave.

Case Examples

New Mexico and asking for identification:

“Both our courts and the federal courts have held that a police officer may approach an individual, ask questions, and request identification without the encounter becoming a seizure under the Fourth Amendment.”¹

Car parked for 30-minutes late at night did not arise to individualized suspicion:

When the officer demanded defendant's identification, and defendant refused, the defendant was seized. The seizure was unjustified as the officer's reasoning for stopping the defendant was he parked his car for 30-minutes on the street, late at night, in an

¹ State v. Walters, 123 N.M. 88 (Crt. App. 1996)

area that had experienced burglaries. These reasons did not give rise to individualized suspicion.¹

Detaining a subject for identification requires reasonable suspicion:

"When the officers detained [suspect] for the purpose of requiring him to identify himself, they performed a seizure of his person subject to the requirements of the Fourth Amendment.²

Providing a false name not a crime unless lawfully detained or arrested:

Defendant's arrest was premised on his giving a false name. The state statute criminalizes a person's false representation or identification of himself or herself to a peace officer "upon a lawful detention or arrest of [that] person ..." The law applies only where the false identification is given in connection with lawful detention or arrest, and does not apply to consensual encounters with police. Since defendant's subsequent arrest was based upon an unlawful detention, and the search incident to the arrest was likewise unlawful, suppression is required of contraband seized after search incident to unlawful arrest.³

Asking for identification, among other activities, held to be consensual:

Where a narcotics officer approached the defendant after she deplaned, identified himself and asked to speak with her; asked for her ticket, which she gave to him; asked for identification, which was produced; asked for permission to search her purse, which she allowed; and asked whether a female officer could pat her down for drugs, to which she agreed; all consents were voluntary even though the defendant was visibly nervous and became more so as the interview progressed.⁴

Consent to search for identification valid:

Following a patdown of defendant, and after defendant was not "immediately forthright" about his identity, giving only his first name and providing several false dates of birth, the officer asked defendant if he had any identification. Defendant indicated that it could be found in his back pocket. The officer asked for, and was granted, consent to retrieve the identification from defendant's back pocket, but the pocket turned out to be empty. When asked if the identification might be located elsewhere, defendant suggested

¹ City of Roswell v. Hudson, 141 N.M. 261 (Crt. App. 2007)

² Brown v. Tex., 99 S. Ct. 2637 (1979)

³ People v. Walker, 210 Cal. App. 4th 165 (Cal. App. 6th Dist. 2012)

⁴ U.S. v. Galberth, 846 F.2d 983 (5th Cir. 1988)

that it might be in his left front pocket, where the officer found not only an identification card, but what appeared to be cocaine.¹ Double prizes!

Holding passenger's identification while seeking consent to search from driver, held to be an unlawful detention:

After stopping a car, the trooper obtained the driver's license and the passenger's identification card. After writing the citation, the trooper spoke to the driver outside the car. He handed the driver a citation and his license, but held onto the passenger's identification. The trooper sought and obtained consent to search. The court held that since the passenger's ID was still being held, the driver was not truly free to leave and the search was suppressed.²

¹ U.S. v. Chaney, 647 F.3d 401 (1st Cir. 2011)

² United States v. Macias, 658 F.3d 509, 524 (5th Cir. 2011)

Removing Hands from Pockets

Generally, you may ask a subject to remove his hands from his pockets without worrying about converting the encounter into a detention. Courts understand the importance of officer safety.¹ What if the subject refuses to comply? If you can articulate a legitimate officer safety issue, then ordering a suspect to show his hands may be deemed reasonable.

Moreover, an order to show hands may not even implicate the Fourth Amendment, because the interference with a person's freedom is so minimal it may fall under the "minimal intrusion doctrine."

What if the suspect still refuses to show his hands and tries to leave? Remember, this is a consensual encounter and if you decided to detain the subject you would need reasonable suspicion.² An order to show hands may be a minimal intrusion, but a detention is not.

Legal Standard

Asking a person to remove his hands from his pockets does not convert a consensual encounter into an investigative detention as long as:

- You **requested** that he remove his hands from his pockets; and
- You did it for **officer safety** purposes.

Ordering a person to remove his hands from his pockets may not convert a consensual encounter into an investigative detention if:

- You had a **legitimate safety reason** for ordering it; and
- You articulate that ordering the person to remove his hands was a **minimal intrusion** of his freedom.³

¹ People v. Franklin, 192 Cal. App. 3d 935 (Cal. App. 5th Dist. 1987)

² State v. Talley, 145 N.M. 127 (Crt. App. 2008)

³ United States v. Enslin, 327 F.3d 788 (9th Cir. Cal. 2003)

Transporting to Police Station

There is no Fourth Amendment violation if you consensually transport a subject to the police station for a consensual interview or to a crime scene. The key is that the subject's consent must be freely and voluntarily given.

Legal Standard

You may voluntarily transport a person in a police vehicle. However, if the person is a suspect to a crime and you are transporting the person for an interview, remember:

- Make it clear to the person that he is **not under arrest**;
- Seek **consent to patdown** the suspect for weapons; if the patdown is denied, do not patdown and you probably should not transport.

Case Examples

No violation when a person agrees to accompany police:

Appellate courts have held that when a person agrees to accompany the police to a station for an interrogation or some other purpose, the Fourth Amendment is not violated.¹

Detention ended when suspect consented to go to police station:

Law enforcement officer's Terry stop of automobile ended when defendant, who was riding in the automobile, agreed to go to police station, rather than when defendant was arrested several hours later.²

Transporting a juvenile:

An officer transported a juvenile in his patrol vehicle after the juvenile was found to have broken curfew. Prior to placing him in the vehicle, the officer did a "limited patdown search" on the juvenile. The search produced several illegal items. The court upheld the search.³

¹ In re Gilbert R., 25 Cal. App. 4th 1121 (Cal. App. 2d Dist. 1994)

² United States v. Kimball, 25 F.3d 1 (1st Cir. 1994)

³ State v. Paul T., 128 N.M. 360 (1999)

Consent to Search

Absent good reason, you should routinely seek consent to search a person or his property even if you have reasonable suspicion or probable cause. Why? Because this will add an extra layer of protection to your case. For example, let's imagine you have probable cause to search a vehicle for drugs but still receive consent to search, the prosecution essentially needs to prove that consent was freely and voluntarily given.¹ If that fails, the prosecutor can fall back on your probable cause.

Without consent your case depends entirely on articulating P.C. Why not have both? Plus, juries like to see officers asking for consent. Either way, do your prosecutor a solid and write a complete and articulate report.

Legal Standard

Asking a person for consent to search does not convert the encounter into an investigative detention as long as:

- The person's consent was **freely and voluntarily given**;
- He had **actual authority** to give consent to search the area or item; and
- You did not exceed the **scope** provided, express or implied. Courts may look at four factors when evaluating whether or not the scope of search was exceeded: **time, duration, area, and intensity**. See case examples below.

Case Examples

Search of van two days after written consent received was upheld as reasonable:

In-custody suspect gave written consent to search van for forensic evidence of a rape. Van was searched two days later by different agents. Under these particular circumstances, the time of the search was reasonable.² Note: Ideally, the suspect would have been told the search would be executed two days later. But since he was in custody and never revoked consent, the court upheld it.

¹ Bumper v. North Carolina, 391 U.S. 543 (1968)

² U.S. v. White, 617 F.2d 1131 (5th Cir. 1989)

Request for a “real quick” search exceeded after 15 minutes and unscrewing speaker box:

With defendant agreeing to the officer’s request to “check (defendant’s car) real quick and get you on your way,” the scope of that consent was exceeded at some point before the search had continued for fifteen minutes without finding anything, and certainly when the officer later pulled a box from the trunk and removed the back panel to the box by unscrewing some screws.¹

Directly “touching” genitals outside implied consent:

Officer got consent to search for drugs and “within seconds” reached down the defendant’s crotch and felt the suspect’s genital area searching for drugs. This area was not included in the consent to search. Note, searching “near” genital area is often upheld.²

Damaging property requires “express consent”:

Officer got consent to search for drugs and opened a “tamales in gravy” can. Drugs were found inside. Since the officer “rendered the can useless” express permission was required.³

Consent to search and the (lack of) apparent authority exception in N.M.:

“[W]e conclude that where the State relies upon consent to justify a warrantless search of a residence, there is no “apparent authority” exception under Article II, Section 10 of the New Mexico Constitution.”⁴

Minors have no greater rights in context of consent to search:

An officer gained consent to search from a juvenile, and found marijuana and a pipe. The defendant argued that the officer did not advise the defendant that he could deny consent, and that minors had great protection under the Fourth Amendment (and N.M.’s equivalent statute). The court found neither argument persuasive.⁵

¹ People v. Cantor, 149 Cal.App.4th 961 (2007)

² U.S. v. Blake, 888 F.2d 795 (11th Cir. 1989)

³ U.S. v. Osage, 235 F.3d 518 (10th Cir. 2000)

⁴ State v. Wright, 119 N.M. 559 (Crt. App. 1995)

⁵ State v. Carlos A., 2012-NMCA-069 (2012)

Third-Party Consent

You may seek consent to search a residence from co-occupants. However, the situation changes when there is a present non-consenting co-occupant. If one occupant tells you to “Come on in and bring your friends!” and another yells “Get the hell out, I’m watching Netflix!” Well, you must stay out.

What about areas under the exclusive control of the consentor? For example, the “cooperative” tenant says you can still search his bedroom? Or a shed that he has exclusive control over in the backyard? There is no case that deals directly with this issue, but if the area is truly under the exclusive control of the consenting party, and you can articulate that the non-consenting party has no reasonable expectation of privacy in that area, it would likely be reasonable to search just that area. But one thing is certain, you still may not be able to access the area under the cooperative tenant’s control without walking through common areas—common areas would still be off limits.

The best practice is to wait until the non-consenting occupant has left the residence and then seek consent from the cooperative occupant. In other words, if the non-consenting occupant goes to work, a store, or is lawfully arrested, the remaining occupant can consent to a search. Still; do not search areas under the exclusive control of the non-consenting party. This may include file cabinets, “man-caves,” purses, backpacks, and so forth.

Finally, if the consenting party has greater authority over the residence, then police may rely on that consent. For example, if a casual visitor or babysitter objected to police entry, it may be overruled by the homeowner. Remember, you may not search personal property under the exclusive control of the visitor or babysitter.

Legal Standard

Spouses and Co-Occupants:

Spouses or co-occupants may consent to search inside a home if:

- The person has **actual authority**;
- Consent is only given for **common areas**, areas under his **exclusive control**, or areas or things the person has **authorized access** to; and

- A **non-consenting** spouse or co-occupant with the same or greater authority **is not present**.

Articulating Greater Authority:

An occupant with greater authority over the premises may consent to search over areas either under his exclusive control or common areas if:

- The co-occupant had **greater authority** over the area searched;
- You did not enter or walk through **any area** where the non-consenting occupant had **equal** or **greater authority**;
- You **did not search** any property under the **exclusive control** of the non-consenting occupant; and
- Your search **did not exceed the scope** provided by the consenting occupant.

Case Examples

If non-consenting occupant is arrested or leaves, remaining occupant may consent to search despite prior objection:

Police could conduct a warrantless search of defendant's apartment following defendant's arrest, based on consent to the search by a woman who also occupied the apartment, although defendant had objected to the search prior to his arrest and was absent at the time of the woman's consent because of his arrest.¹

Consent of wife valid after non-consenting husband left residence:

"The consent of one who possesses common authority over premises or effects" generally "is valid as against the absent, non-consenting person with whom that authority is shared."²

If an occupant invites police inside, police may assume other occupants wouldn't object:

"[S]hared tenancy is understood to include an "assumption of risk," on which police officers are entitled to rely, and although some group living together might make an exceptional arrangement that no one could admit a guest without the agreement of all, police need not assume that's the case"³

¹ Fernandez v. California, 571 U.S. 292 (2014)

² United States v. Cordero-Rosario, 786 F.3d 64 (1st Cir. P.R. 2015)

³ Georgia v. Randolph, 547 U.S. 103 (2006)

Consent of husband valid because no area of residence was reserved for the exclusive use of one spouse:

“[I]f no area of the home is reserved for the exclusive use of one spouse, or if the item searched or seized is not taken from an area reserved for the exclusive use of one person, then the consent of one spouse is valid.” In this case, the husband rightly gave consent to search a cosmetic pouch found in the bedroom, which contained drug paraphernalia.¹

¹ State v. Cline, 1998-NMCA-154, ¶ 14, 126 N.M. 77 (1998)

Mistaken Authority to Consent

If you're a prudent officer you normally ask for consent to search, even if you have P.C.. Why? Because valid consent adds an extra layer of protection for your criminal case.

But sometimes you may think you're dealing with an occupant who has the authority to consent, but later find out you were wrong. For example, the consent was received from a guest, not homeowner. Here, courts will look to see if your mistake was reasonable.

Note, however, that this standard is only applicable to federal trials. New Mexico State courts require actual authority. You cannot be wrong about the person's authority to consent. Therefore, ask questions and confirm their relationship to the place or item searched.

Legal Standard

If you mistakenly receive consent from a person who had "apparent authority," courts will employ a three-part analysis to determine if your mistake was reasonable:

- Did you believe some **untrue fact**?
- Was it **objectively reasonable** for you to believe that the fact was true under the circumstances at the time? and
- If it was true, would the consent giver have had **actual authority**?

Case Examples

Police may assume that the adult who answered the door had authority:

Police were trying to locate a robbery suspect and knocked on his door. A visitor answered and consented to their request to enter. "Police may assume, without further inquiry, that [an adult] person who answers the door in response to their knock has the authority to let them enter."¹

Simply claiming to live at a home may not be enough without more info:

¹ People v. Ledesma, 39 Cal. 4th 641 (Cal. 2006)

Even if person claims to live at a home, “the surrounding circumstances could conceivably be such that a reasonable person would doubt its truth and not act upon it without further inquiry.”¹

Being in an ex-partner’s apartment does not allow authority:

Defendant’s ex-girlfriend was in defendant’s apartment and gave police consent to search. The court found the consent was mistakenly given, as the ex-girlfriend was only at his apartment to allow her nephew and two other children to use the pool. In addition, she kept no belongings at his place, had her own apartment, and did not assist the defendant financially.²

¹ Ill. v. Rodriguez, 497 U.S. 177 (1990)

² U.S. v. Cos, 498 F.3d 1115 (10th Cir. 2007)

Qualified Immunity

You work in a dynamic and unpredictable environment. Therefore, you encounter situations where you are tasked to solve unique problems despite no direct training or case law to guide them. Qualified immunity protects you whenever you venture into constitutionally-unchartered territories.

Legal Standard

Even if a constitutional violation occurred and evidence is suppressed under the exclusionary rule, there is no § 1983 violation when:

- You violated a constitutionally or federally right; but
- That right was **not clearly established** at the time of the violation.

Case Examples

Officer that attempted knock and talk on side door, versus front door, entitled to qualified immunity:


It is an open, undecided issue, with authority going both ways, as to whether it is lawful for an officer to conduct a “knock and talk” at other than the front door. A trooper was sued by homeowners because he knocked on a side door, instead of the front door. The Supreme Court determined that the officer was entitled to qualified immunity in that the issue is the subject of conflicting authority.¹

No qualified immunity for prison guard who obviously violated rights:

Guard who handcuffed a shirtless prisoner to a hitching post as punishment was not eligible for qualified immunity since it obviously violated the Fourth Amendment.²

¹ Carroll v. Carman, 135 S. Ct. 348 (2014)

² Hope v. Pelzer, 536 U.S. 730 (2002)



Index

AIRPORT & OTHER ADMINISTRATIVE CHECKPOINTS 211**ARRESTS**

“Contempt of Cop” Arrests, 97
 Collective Knowledge Doctrine, 31, 88
 Drugs, attempt to swallow, 103
 DUI blood tests, 105
 DUI breath tests, 104
 Lawful, 82
 Line-Ups, 92
 Meaning of “Committed in the Officer’s Presence?” 90
 Private searches, 23
 Protective sweeps, 94
 Public protests, arrests at, 98
 Search, “temporary” arrest, 101
 Search, incident to, 99
 Search, prior to formal arrest, 100
 Vehicle search, incident to, 106
 Warrant, entry with, 84
 Warrantless entry, 86
 When to “Unarrest” a Suspect, 95

ARSON INVESTIGATIONS, 210**BORDER SEARCHES**, 212**BUSINESSES & SCHOOLS**

Customer business records, 174
 Fire, health, and safety inspections, 176
 Government workplace searches, 177
 Heavily regulated businesses, 175
 School searches, 178
 SROs, security guards, and administrators, 183
 Student drug testing, 182
 Use of force against students, 185
 Warrantless arrest inside business, 173

C.R.E.W., 21, 137, 161, 166, 167**CAUSE-OF-INJURY SEARCHES**, 205**CHECKPOINTS**

Airport & other administrative, 211
 DUI, 114

COLLECTIVE KNOWLEDGE DOCTRINE, 88**CONFIDENTIAL INFORMANTS**, 220**CONSENSUAL ENCOUNTERS**, 37**DECISION SEQUENCING**, 20**DISCARDED DNA**, 208**DUI**

blood tests, 105
 breath tests, 104
 checkpoints, 114

FIFTH AMENDMENT, 16**FINGERNAIL SCRAPES**, 209**FOURTH AMENDMENT**, 15

Reasonableness, 22
 Search, 33
 Seizure, 34

“HOMES

“Ruse” or lie, convincing suspect to exit, 169
 Child’s room, parental consent to search, 149
 Co-occupants, consent to search, 146
 Curtilage, 142
 Detaining a home in anticipation of a warrant, 170
 Fresh pursuit, 153
 Hot pursuit, 153
 Hotel rooms, 137
 Knock and talks, 139
 Mistaken authority to consent, 150
 Open fields, 141
 Plain view seizure, 144
 Protective sweeps, 151
 RVs, 137
 Surround and call-out, 171
 Tents, 145
 Trash searches, 145
 Warrant requirement, 135
 Warrantless arrest at doorway, 156
 Warrantless entry based on “ruse” or lie, 168

Warrantless entry for an emergency, 161
Warrantless entry for officer safety, 163
Warrantless entry to investigate child abuse, 164
Warrantless entry to investigate homicide crime, 166
Warrantless entry to make arrest, 158
Warrantless entry to prevent destruction of evidence, 167
Warrantless entry to protect property, 165

HUNCHES, 26

INTERVIEW AND INTERROGATION,

Ambiguous invocations, 254
Coercive influences and de facto arrests, 247
Evidence discovered after Miranda violation, 263
Invocation prior to interrogation, 253
Miranda violations, intentional versus accidental, 258
Miranda, elements, 246
Miranda, inside jail and prison, 249
Miranda, juveniles 250
Miranda, when required, 243
Miranda, when to provide again, 259
Public safety exception, 260
Routine booking questions, 261
Suspect invoked, 255, 257
Witnesses and victims, 252

INVESTIGATIVE ACTIVITIES, 41

INVESTIGATIVE DETENTIONS

Anonymous tip, 67
Detaining a suspect, 58
During stop, 63
Factors to consider, 56
Field identifications, 65
Flight, upon seeing officer, 66
Handcuffing, 69
Involuntary Transportation, 78
Length of detention, 61
Officer safety detentions, 59
Patdown, 72, 75
Plain Feel Doctrine, 76
Recording of Officer, 80
Use of force, 69

Victims, detaining, 71
Witnesses, detaining, 71

KNOCK AND ANNOUNCE, 223

KNOCK AND TALKS, 139

Homes, 139, 39

LAW ENFORCEMENT LIABILITY

Attenuation, 271
Behavior that “shocks the conscience”, 279
Deliberate indifference, 280
Duty to protect, 274
Exclusionary rule, 265
Exclusionary rule, exceptions, 267
Duty to intervene, 275
Fruit of the poisonous tree, 268
Good faith exception, 270
Inevitable or independent discovery, 272
Non-essential personnel, bringing into the home, 284
Qualified immunity, 285
Section 1983 civil rights violations, 282
Section 242 criminal charges, 283
Social media, sharing crime scene photos on, 281
Standing to object, 269
Supervisor liability, 277
Unequal enforcement of the law, 278

LEFT ALONE, RIGHT TO BE, 19

MEDICAL PROCEDURES, 206

MISCELLANEOUS SEARCHES & SEIZURES

Airport & other administrative checkpoints, 211
Arson investigations, 210
Border searches, 212
Cause-of-injury searches, 205
Discarded DNA, 208
Fingernail scrapes, 209
Medical procedures, 206
Probationer & parolee searches, 214

PATDOWNS

Based on anonymous tip, 75
Investigative detentions, 72

PERSONAL PROPERTY,

Abandoned or Lost Property, 189
 Containers, 187
 Mail or Packages, 191
 Single Purpose Container Doctrine, 188

PLAIN FEEL DOCTRINE, 76**PRIVATE SEARCHES, 23****PROBABLE CAUSE, 29****PROBATIONER & PAROLEE SEARCHES, 214****PROTECTIVE SWEEPS**

Arrests, 94
 Homes, 151

REASONABLE SUSPICION

Border search, 212
 Community caretaking, 111
 Confidential informants, 220
 Consensual encounters, 37
 Defined, 28
 Detaining suspect, 58
 Drug testing, students, 182
 Handcuffing, 69
 Hands in pockets, removing, 46
 Hot pursuit, 153
 Hunches, 26
 Identification, asking for, 43
 Investigative detentions, 55
 K9, 122
 Knock and talks, 39, 139
 Length of detention, 61
 Passengers, 117, 129, 132
 Protective sweep, 94, 151
 Recording of police, 80
 School search, 178,
 Stops, 63, 112
 Unrelated questioning, 130
 Vehicles, 112, 114, 115

REASONABLENESS, 22**RIGHT 'TO BE LEFT ALONE', 19****SEARCH WARRANTS**

Anticipatory search warrant, 219

Confidential informants, 220
 Detaining occupants inside and in immediate vicinity, 225
 Frisking occupants, 227
 Handcuffing occupants, 229
 Knock and announce, 223
 Overview, 216
 Particularity requirement, 218
 Receipt, return, and inventory, 232
 Sealing affidavits, 222
 Serving arrest warrant at residence, 230
 Wrong address liability, 231

SEARCH

Arrest, incident to, 99
 Border searches, 212
 Child's room, parental consent to search, 149
 Consent to search a vehicle, 119
 Co-occupants, consent to search by, 146
 Defined, 33
 Technology searches, 193 thru 203
 Prior to formal arrest, 100
 Private Searches, 23
 "Temporary" arrest, 101
 Vehicle search, incident to arrest, 106
 Government workplace searches, 177
 Probationer & parolee searches, 214
 School searches, 178
 Searching vehicle incident to arrest, 123
 Searching vehicle with probable cause, 125
 Trash searches, 145

SEIZURE (See also MISCELLANEOUS SEARCHES & SEIZURES)

Defined, 34

TECHNOLOGY SEARCHES

Aerial surveillance, 201
 Binoculars, 195
 Cell phone location records, 200
 Cell phones, laptops, and tablets, 199
 Flashlights, 194
 GPS devices, 202
 Night vision goggles, 197
 Obtaining passwords, 203
 Sensory enhancements, 193

Thermal imaging, 198

USE OF FORCE

Escape, use of force to prevent 235
Deadly force during vehicle pursuit, 236
Handcuffing, improper, 237
Hog/hobble tie, 241
Non-deadly force, 234
Pointing gun at suspect, 239
Using patrol (i.e., bite) dogs, 240

VEHICLES

Checkpoints, DUI, 114
Checkpoints, information gathering, 115
Checkpoints, legal considerations, 116
Community caretaking, 111
Consent to search a vehicle, 119
Constructive possession, 132
Dangerous items left in vehicle, 126
Detaining a recent vehicle occupant, 118

Frisking people who ride in police vehicle, 121
Frisking vehicle and occupants for weapons, 120
General rule, 109
Inventories, 127
K9 sniff around vehicle, 122
Ordering passengers to stay in, or exit vehicle, 117
Passengers, identifying, 129
Reasonable suspicion, 112
Scope of stop similar to an investigative detention, 110
Searching vehicle incident to arrest, 123
Searching vehicle with probable cause, 125
Temporary registration, verification of, 113
Unrelated questioning, 130

WRONG ADDRESS LIABILITY,
231



ABOUT THE AUTHOR

Anthony Bandiero, JD, ALM


Anthony is an attorney and retired law enforcement officer with experience as both a municipal police officer and sergeant with a state police agency. Anthony has studied constitutional law for over twenty years and has trained countless police officers around the nation in search and seizure.

View his bio at [BlueToGold.com/about](https://www.BlueToGold.com/about)

NEW MEXICO
Search & Seizure
Survival Guide

Your job as an officer is almost completely controlled by the Fourth and Fifth Amendments. Therefore, you need a reference that can break down these important constitutional doctrines into easy-to-apply checklists. That's what this book does. If you need guidance in the field, pick up this book. When you get back to the station and need help articulating the legal standards for your report, pick up this book.

There are other legal references out there and I highly recommend you read them. But this book has one serious competitive advantage: it was written by a retired police officer-turned-attorney who has been in your shoes, and knows what you need to know.



Visit: [Bluetogold.com](https://bluetogold.com)

Training | Legal Updates | Free Webinars