



DUOX plus

It takes 2 to connect

FERMAX

If you choose Fermax, you choose safety

A brand close to its customers

SPANISH BRAND

Founded in **1949** in **Valencia** (Spain), where we still have our **headquarters and our production centres.**



SPECIALIST MANUFACTURER

The entire **production process** is carried out in our factories in Valencia, which allows us to **guarantee supply in all circumstances.**



SUSTAINABLE COMPANY

Environmental protection, worker integration, equality and social action are the fundamental pillars of our corporate social responsibility policy



Rely on a leading manufacturer

Reference brand in the industry in more than 70 countries



SAFE HOME

Our **video door entry systems** have become an essential element in guaranteeing the **safety of homes and people.**



PRODUCT AND SPARE PARTS AVAILABILITY

Stock available both at our headquarters in Valencia and at our main international distributors and also our subsidiaries



FROM VALENCIA TO THE REST OF THE WORLD

With sales and technical teams in France, United Kingdom, Poland, Belgium, Singapore, China, Portugal, UAE, Colombia and Turkey.

+ 70 COUNTRIES

Large network of international distributors.



**The world's first
100% digital
Smart System
in 2 wires**

DUOX^{plus}

DUOX PLUS is the digital technology that simplifies installations, exceeds expectations and enables us to connect people and homes with the world.

It offers **higher performance and increased capacity, is faster and more user-friendly**. Above all, it brings us to a new dimension where all information (audio, video and data) is digital and transported using only two non-polarised wires.



The most powerful and fastest **2-wire** system to install and program



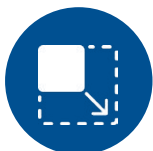
installation using **existing wiring**



2 communication channels within the same block



Consistent quality throughout the installation



Smart accessories for installations of all sizes



Up to 100 **blocks and sub-blocks**



Up to **10 panels and 10 guard units** at the **general entrance**



Up to **10 panels and 10 guard units** in each **building or block of apartments**

DUOX_{plus}

A system designed for the
professional installer ...

Wiring **flexibility**

2 NON-POLARISED WIRES

Compatible with a wide variety of wiring.

In replacement installations, DUOX PLUS can be installed using existing wiring.

Reduced errors, simplified installation on only 2 non-polarised wires.

Simplicity of installation

It saves time during installation and maintenance.



Easy **programming**

Monitors: one person can program the installation in a few seconds directly from the OSD menu.

Panels: digital panels are programmed from the keypad, while on our **push button** panels, the amplifier includes a voice-guided programming system.

Scalable system

For all kinds of projects; large or small, simple or complex, vertical structures or horizontal installations.

Digital transmission

FULL DIGITAL. All information (audio, video and data) is fully digital, ensuring the same audio and video quality throughout the installation.

... and for **the end-user**



Connectivity

WiFi

Our WiFi video door entry systems open up the world of connectivity to every type of building and home, with call forwarding to mobile phones built into even the most basic monitors.

Accessibility



Adapted and accessible products for everyone, both inside and outside the home.

Security

Photocaller


The video intercom automatically captures an image of the caller on the monitor and on the mobile phone in case of WiFi models.




PRODUCT
range

DUOX plus

FERMAX



It takes...



2 to
connect

Infinite possibilities



Fitted logo.
Fastening screw to the
panel

2W amplifier

Wide angle colour
camera

One-To-One module.
Visual information of
the communication



With inductive loop to
allow use by people with
hearing aids

Back lit push button

Curved-convex
aluminium profile

Proximity reader

Fastening screw

SKYLINE Panel



Modular panel.



Made in anodised aluminium (IP43 IK07).



Chromed zamak push buttons and reinforcements.



Wide angle colour camera (Vertical=80°, Horizontal=100°).



Illumination for vision in low-light conditions.

3.5" graphic display on digital panels:

- Display activation by presence sensors.
- Electronic directory agenda of residents.
- Menu-driven configuration from the keypad.
- Information pictograms (One-To-One) with the communication status (calling, in communication, door open, channel busy).
- Upload images, logos and personalised messages.
- Alphanumeric call to apartment.

Keypad:

- The metallic keys are made of zamak. It has permanent backlighting.
- Through the keypad it is possible to activate the installation's electric lock with a previously programmed PIN. 10,000 different users/codes in DUOX PLUS system.



SKYLINE consists of 9 different-sized frames where different modules can easily be fitted. Modules come in 2 sizes, designated V and W. W is twice the size of V.



ACCESSIBILITY

Voice synthesiser with the "The door is open" message in 32 languages.

Integrated One-To-One. Visual information of the communication status (calling, in communication, door open, channel busy). In the One-to-One module with inductive loop, the induction system included in this module allows to transform the audio signal into a magnetic field adapted to the hearing aids or prostheses of hearing impaired persons.

Numeric keypad backlighted in blue, with marking for blind people on the keys **5** and **Ⓜ**.

IP65
IK09



MARINE Panel



IP65 IK09 vandal-proof door entry panel.

Made in **stainless steel**, 2.5mm-thick.

AISI 316L

AISI 316L steel, of high quality and resistant to extreme or adverse climatic conditions, wet or corrosive climates.





Wide angle colour camera (Vertical=80°, Horizontal=100°).



Illumination for vision in low-light conditions.

3.5" graphic display on digital panels:

- Display activation by presence sensors.
- Electronic directory agenda of residents.
- Menu-driven configuration from the keypad.
- Information pictograms (One-To-One) with the communication status (calling, in communication, door open, channel busy).
- Upload images, logos and personalised messages.
- Alphanumeric call to apartment.

Keypad:

- The metallic keys are made of zamak. It has permanent backlighting.
- Through the keypad it is possible to activate the installation's electric lock with a previously programmed PIN. 10,000 different users/codes in DUOX PLUS system.

MARINE ELITE Panel

- Special formats and dimensions.
- Available in all RAL colours.
- Laser logo or text marking. The engraving is only available on the panels in stainless steel colour.

Our differentiating proposal to make your projects unique



Colour



Composition



Size



Engraving



ACCESSIBILITY

Voice synthesiser with the "The door is open" message in 32 languages.

Integrated One-To-One. Visual information of the communication status (calling, in communication, door open, channel busy).

Numeric keypad backlighted in blue, with marking for blind people on the keys  and .

VEO monitor

4.3" (16:9) colour screen
With handset



200x200x23 mm
(44 mm with handset)

VEO-XS monitor

4.3" (16:9) colour screen
Hands-free



125x165x21 mm

Made of high-impact ABS white plastic.

Silicone buttons.

Surface installation.

Additional configurable functions such as activating second access, courtesy light, etc. (DUOX PLUS relay required).

Colour screen with OSD menu.

Do not disturb function.

Settings: contrast, brightness, colour and volume.

Date and time setting.

Apartment entrance doorbell.

Automatic image capture per call (memory up to 150 photos).

Auto-on: activate the outdoor panel and switch the display to another panel or camera.

Doormatic function (VEO-XS y VEO-XL): Automatic door opening for professionals (offices, clinics, etc.).

The same wall mounting connector is used for all monitor models. This makes the installer's job easier and provides great flexibility, allowing each resident in the building to choose the monitor they prefer.

VEO-XL monitor

7" (16:9) colour screen
Hands-free



185x185x21 mm



Call divert to mobile

All the **WiFi** monitors are equipped with WiFi connection that allows forwarding calls to mobile devices.

The **BLUE** by FERMAX application allows end-users to manage the functions of the video door entry system and much more directly from their smartphone or tablet.



All **WiFi** monitors include a sticker with a **QR** code so that end-users can download the **BLUE** by FERMAX app. They can easily pair their monitor and enjoy the call divert to mobile.



ACCESSIBILITY

Voice synthesiser with the "The door is open" message in 32 languages.

Integrated One-To-One. Visual information of the communication status (calling, in communication, door open, channel busy).

In the One-to-One module with inductive loop, the induction system included in this module allows to transform the audio signal into a magnetic field adapted to the hearing aids or prostheses of hearing impaired persons.

Numeric keypad backlit in blue, with marking for blind people on the keys **5** and



Call divert to mobile/ tablet



More information on
BLUE by FERMAX



Free application BLUE by FERMAX

With the DUOX PLUS WiFi monitors, the **call divert to mobile phones** comes as standard.

It allows to **establish communication with the outdoor panels and open the door.**


It allows to **see who is calling** before answering and **open a second auxiliary door.**

Automatic image capture of the caller and their **register in the call log.**

Up to **8 smartphones/tablets in the same apartment** can receive the call **simultaneously.**

It is as simple as downloading the **BLUE by FERMAX** app from Google Play or the Apple Store.





Door opening without the keys

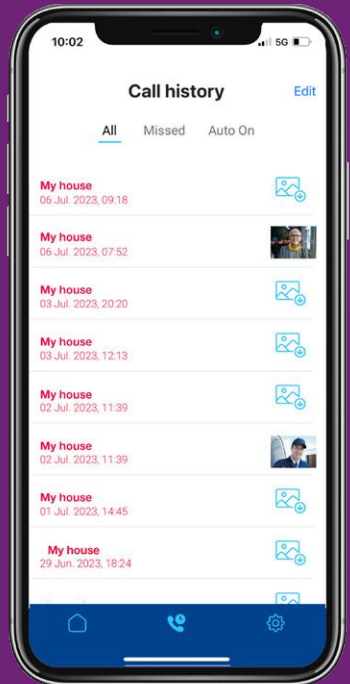


Image capture and call history

Change the camera

Hang up the call

Answer the call

Open the door

With the **BLUE by FERMAX** application the end-users can:

Pretend they are at home, even if they are not.

View the entrance camera via the auto-on function without the need of a previous call.

Open the door without the keys.

View the history of missed and received calls, as well as the images captured of the callers.

View other panels connected to your installation, either from the panel or via the camera interface.

Receive all calls from the video intercom on the mobile phone.

Answer and open the door from any location.


Invite their family to use the BLUE app when they require it.

Activate the additional functions configured in the video intercom from the mobile phone.

Request a concierge call in the installation with a DUOX PLUS guard unit.

Telephones

Made of high-impact ABS with a texturised finish for easy cleaning and ultraviolet protection.



VEO and **LOFT** telephones have a coiled cord with telephone plug connectors. A magnet located within the handset facilitates correct hangup position.

iLOFT telephone allows communication with the outdoor panel in hands-free mode.



VEO, LOFT and iLOFT telephones include the following features:

- Door opener button and call to guard.
- 5 selectable ringtones.
- Ring volume control and “do not disturb” function.
- Doorbell.



Loft Extra and iLOFT phones include buttons for additional functions:

- Lights on, 2nd door opening.
- Loft Extra: 2 additional buttons.
- iLOFT: 1 additional button.



Audio Guard Unit

DUOX^{plus}



DUOX PLUS Guard Unit has a multi-functional 4,3" capacitive touchscreen and quick function access buttons for easy and convenient management.

Its unique handset design incorporating a magnet enables the end-user to put it back into position correctly. It includes a stainless steel desktop support. It allows a surface installation.

References and diagrams

DUOX plus

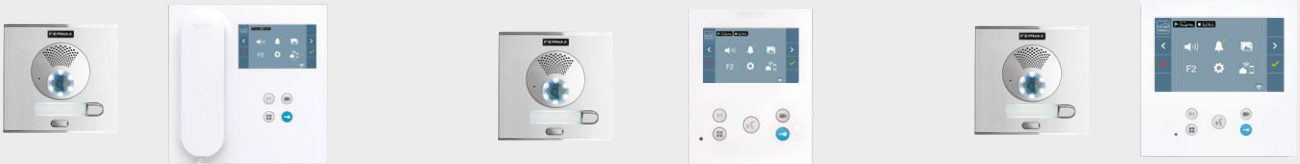
FERMAX





Video kits for residences and businesses

STANDARD SOLUTION




94411 1/W DUOX PLUS VEO WiFi KIT
94421 2/W DUOX PLUS VEO WiFi KIT

94511 1/W DUOX PLUS VEO-XS WiFi KIT
94521 2/W DUOX PLUS VEO-XS WiFi KIT

9471 1/W DUOX PLUS VEO-XL WiFi KIT
9472 2/W DUOX PLUS VEO-XL WiFi KIT

ACCESSIBILITY FOR ALL




49081 1/W DUOX PLUS ONE-TO-ONE VEO WiFi KIT

50781 1/W DUOX PLUS MARINE ONE-TO-ONE VEO-XS WiFi KIT



WITH VANDAL-PROOF PANEL MADE IN STAINLESS STEEL



50731 1/W DUOX PLUS MARINE VEO-XS WiFi KIT

50831 1/W DUOX PLUS MARINE BLACK VEO-XS WiFi KIT

WITH KEYPAD ACCESS CODE



49071 1/W DUOX PLUS MEMOVISION VEO WiFi KIT

49121 1/W DUOX PLUS MEMOVISION VEO-XS WiFi KIT

49171 1/W DUOX PLUS MEMOVISION VEO-XL WiFi KIT

Audio kits



49202 1/W DUOX PLUS AUDIO CITY VEO KIT
49212 2/W DUOX PLUS AUDIO CITY VEO KIT

50772 1/W DUOX PLUS AUDIO CITY iLOFT KIT

50762 1/W DUOX PLUS AUDIO MARINE iLOFT KIT

49132 1/W DUOX PLUS AUDIO MEMOPHONE CITY VEO KIT


Outdoor panels and accessories references

Skyline Panels

FRAMES




VIDEO



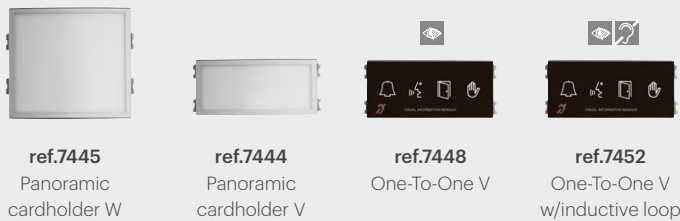
DOUBLE PUSH BUTTONS



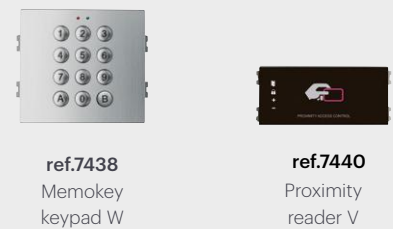
SIMPLE PUSH BUTTONS



INFORMATIVE MODULES



ACCESS CONTROL



DIGITAL MODULES


DIRECT PANEL



DIGITAL PANEL



ACCESSORIES



Dimensions: (width) x (height) x (depth) mm.

Outdoor panels and accessories references

Skyline / Cityline panel




	FLUSH BOX	SURFACE BOX	HOOD		MODULAR FRAME*	CITY FRAME		ANGULAR COMPLEMENT
			SINGLE	DOUBLE		SINGLE	DOUBLE	
S1	ref.8851 115x114x45	ref.7061 130x128x33	ref.8400 135x130	-	ref.9191 211x210	ref.8251 225x310	-	ref.8378
S2	ref.8852 115x138x45	ref.7062 130x151x33	ref.8401 135x155	-	ref.9192 211x234	ref.8252 225x310	-	ref.8379
S3	ref.8853 115x162x45	ref.7063 130x175x33	ref.8402 135x177,5	-	ref.9193 211x257	ref.8253 225x375	-	ref.8380
S4	ref.8854 115x185x45	ref.7064 130x199x33	ref.8403 135x203	ref.8411 265x203	ref.9194 211x281	ref.8254 225x375	ref.8427 355x385	ref.8381
S5	ref.8855 115x233x45	ref.7065 130x246x33	ref.8404 135x250	ref.8412 265x250	ref.9195 211x329	ref.8255 225x375	ref.8428 355x385	ref.8382
S6	ref.8856 115x280x45	ref.7066 130x294x33	ref.8405 135x300	ref.8413 265x300	ref.9196 211x376	ref.8256 225x450	ref.8429 355x460	ref.8383
S7	ref.8857 115x328x45	ref.7067 130x341x33	ref.8406 135x345	ref.8414 265x345	ref.9197 211x424	ref.8257 225x450	ref.8430 355x460	ref.8384
S8	ref.8858 115x375x45	ref.7068 130x389x33	ref.8407 135x393	ref.8415 265x393	ref.9198 211x471	ref.8258 225x450	ref.8431 355x460	ref.8385
S9	ref.8982 115x420,5x45	ref.7069 130x436,5x33	ref.8480 135x440,5	ref.8483 265x440,5	ref.9199 211x519	ref.8259 225x495	ref.8474 355x500	ref.8386
S10	ref.8983 115x471x45	ref.7081 130x486x33	ref.8481 135x488	-	ref.9198 211x567	ref.8264 225x543	-	ref.8387

* To make DOUBLE modular frames, add to the SINGLE frame a DOUBLE PANEL MODULAR FRAME KIT (ref.9200). Horizontal: 341mm.

* To make TRIPLE modular frames, add to the SINGLE frame a TRIPLE PANEL MODULAR FRAME KIT (ref.9201). Horizontal: 471mm.

If the configuration requires more than one panel



8829 JOINING BOLTS SET

It allows to combine two or more frames. One set is required for each additional frame installed on flush box.

A cable is required per each additional frame in order to connect the push button modules between both frames (70 cm).

2541 DUOX PLUS/VDS CONNECTION CABLE (6W)

2542 DUOX PLUS/VDS CONNECTION CABLE (5W)

Dimensions: (width) x (height) x (depth) mm.

Marine panel



ref.44438

1 Push button



ref.44338

1 Push button



ref.44348

2 Push buttons

Dimensions: 150x180mm

PUSH BUTTON PANELS

The MARINE outdoor panels with push buttons (except 1 and 2 ways panels), always require a call extension module, depending on the number of push buttons. (ref. 2008 - 8 call extension module, ref. 2441 - 16 call extension module).

	FLUSH BOX	SURFACE BOX (with hood)	SIMPLE HOOD (for flush box)
ST1	ref.4641 130x160x55	ref.4645 154x184x96	ref.4701

DIGITAL PANELS

- The DIGITAL MARINE panel includes a keypad to call the apartments by dialling the door number or the corresponding code.
- The DIRECTORY DISPLAY allows the user to search for residents and their door number.
- Once the code is dialled, press the BELL KEY to call.
- The metallic keys are made of zamak. It has permanent back lit keys.
- Through the keypad it is possible to activate the installation's electric lock with a previously programmed PIN. 10.000 different users/codes in DUOX PLUS system.



ref.55261

ref.5471

Dimensions: 150x360mm



ref.55281

Dimensions: 150x420mm

55261 DUOX PLUS DIGITAL MARINE VIDEO PANEL ST3

55281 DUOX PLUS DIGITAL MARINE VIDEO PANEL ST3+ PROX

5471 DIRECTORY PANEL ST3

If the configuration requires more than one panel, they will need to be connected together with a connection cable (ref. 2541) (1 cable for each additional panel) and a set of joining bolts (ref. 2289) to attach them to unite the flush boxes.

	FLUSH BOX	SURFACE BOX (with hood)	SIMPLE HOOD (for flush box)
ST3	ref.4643 130x340x55	ref.4647 154x364x96	ref.4703
ST3+	ref.4653 130x400x55	ref.4654 154x423x96	ref.4655



Dimensions: (width) x (height) x (depth) mm.

Marine Elite panel

31728 DUOX PLUS MARINE ELITE PANEL

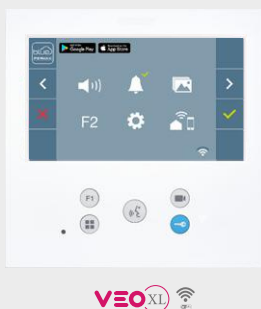
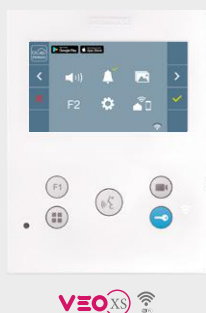
4579 MARINE ELITE RAINHOOD FOR FLUSH BOX PANEL

4580 MARINE ELITE FLUSH BOX

4581 MARINE ELITE SURFACE BOX WITH HOOD

Indoor terminals and complements references

VEO and VEO-XS 4.3" colour monitors and VEO-XL 7" colour monitors are made from high-impact ABS plastic. They include automatic capture of images with the call (memory up to 150 photos), adjustment of contrast, brightness, colour, audio volume and call tone volume, "do not disturb" function, doorbell, date and time settings, silicone door opener buttons to activate the door opener, access the on-screen OSD menu, activate the outdoor panel camera or any another additional function that can be configured as for example activate a second access, courtesy light, etc. Available in white and surface installation.



ref.9447

VEO, VEO-XS and VEO-XL WIFI monitors



DUOX PLUS VEO, VEO-XS and VEO-XL WiFi monitors are equipped with WiFi connection that allows to forward calls to mobile devices. Thanks to BLUE by FERMAX app, the functions of the video door phone and much more can be managed from a smartphone or a tablet.

- 9446 DUOX PLUS VEO WiFi MONITOR**
-  **9456 DUOX PLUS VEO WiFi MONITOR WITH INDUCTIVE LOOP**
Dimensions: 200x200x23mm (44 mm with handset).
- 9449 DUOX PLUS VEO-XS WiFi MONITOR**
-  **9459 DUOX PLUS VEO-XS WiFi MONITOR WITH INDUCTIVE LOOP**
Hands-free. Dimensions: 125x165x21 mm.
- 9469 DUOX PLUS VEO-XL WiFi MONITOR**
-  **9479 DUOX PLUS VEO-XL WiFi MONITOR WITH INDUCTIVE LOOP**
Hands-free. Dimensions: 185x185x21mm.

9447 DUOX PLUS CONNECTOR

The same wall mounting connector is used for all monitor models. This makes the installer's job easier and provides great flexibility, allowing each resident in the building to choose the monitor they prefer.

Note: The WiFi option does not require additional power supply compared to the non-WiFi alternative.

VEO, VEO-XS and VEO-XL monitors

- 9445 DUOX PLUS VEO MONITOR**
-  **9455 DUOX PLUS VEO MONITOR WITH INDUCTIVE LOOP**
Dimensions: 200x200x23mm (44 mm with handset).
- 9448 DUOX PLUS VEO-XS MONITOR**
-  **9458 DUOX PLUS VEO-XS MONITOR WITH INDUCTIVE LOOP**
Hands-free. Dimensions: 125x165x21 mm.
- 9468 DUOX PLUS VEO-XL MONITOR**
-  **9478 DUOX PLUS VEO-XL MONITOR WITH INDUCTIVE LOOP**
Hands-free. Dimensions: 185x185x21mm.

9447 DUOX PLUS CONNECTOR

The same wall mounting connector is used for all monitor models. This makes the installer's job easier and provides great flexibility, allowing each resident in the building to choose the monitor they prefer.



Note: In models with inductive loop, the induction system included in the monitors allows to transform the audio signal into a magnetic field adapted to the hearing aids or prostheses of hearing impaired persons.

Dimensions: (width) x (height) x (depth) mm.

TELEPHONES



VEO



LOFT



iLOFT

3444 DUOX PLUS VEO TELEPHONE

Dimensions: 82x214x43mm

3452 DUOX PLUS LOFT EXTRA TELEPHONE

Dimensions: 85x220x40mm

3450 DUOX PLUS iLOFT TELEPHONE

Dimensions: 90x146,5x20mm.

GUARD UNIT



DUOX PLUS Audio Guard Unit has a multi-functional 4,3" capacitive touchscreen and quick function access buttons for easy convenient management. Its unique handset design incorporating a magnet enables the end-user to put it back into position correctly. It includes a stainless steel desktop support. It allows a surface installation.

9423 DUOX PLUS AUDIO VEO GUARD UNIT

Dimensions: 200x200mm

Monitors and telephones COMPLEMENTS



ref.9410



ref.9420



ref.5636



ref.3749

9410 VEO MONITOR DESKTOP SUPPORT

9420 VEO-XS AND VEO-XL MONITOR DESKTOP SUPPORT

3749 VEO/LOFT TELEPHONE DESKTOP SUPPORT

5636 ILOFT TELEPHONE DESKTOP SUPPORT

FERMAX desktop supports allow to answer a call to the entrance panel from the office desktop. Made of stainless steel (AISI 316L).


3388 UNIVERSAL DECORATIVE FRAME. 120X240

3389 UNIVERSAL LARGE DECORATIVE FRAME. 210X240

FERMAX Decorative Frames are aesthetic complements. Useful in retrofitting applications or replacement of previous equipment.



ref.3388



ref.3389



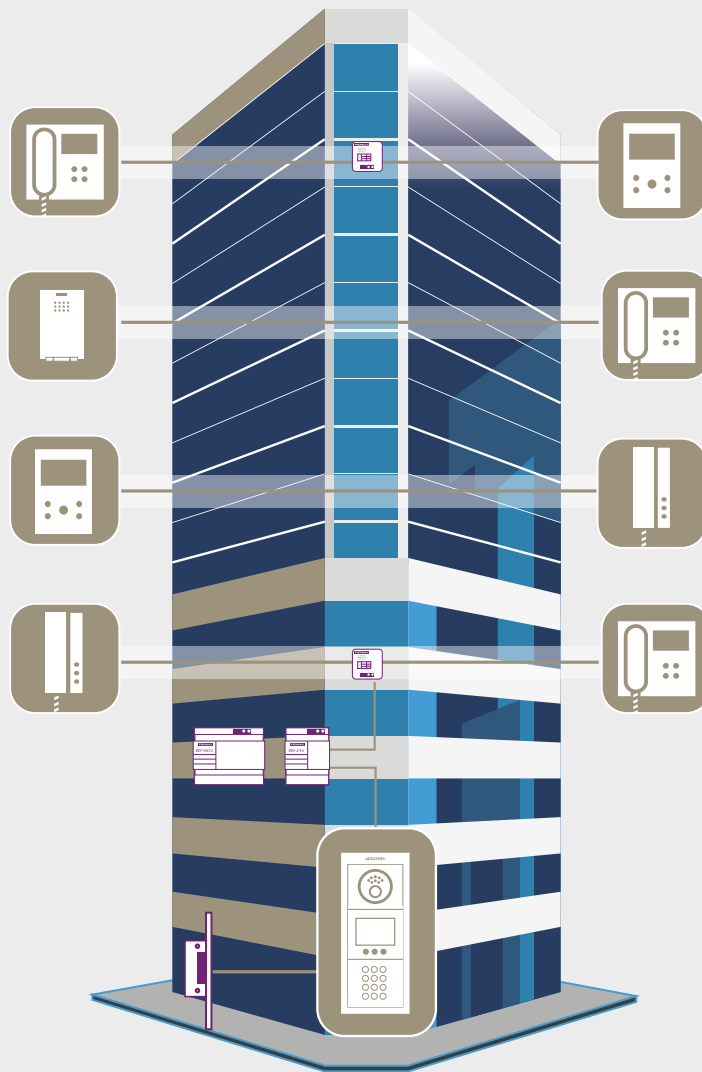
3441 LOFT HANDSET WITH INDUCTIVE LOOP

3443 VEO HANDSET WITH INDUCTIVE LOOP

Dimensions: (width) x (height) x (depth) mm.

SIMPLE INSTALLATION (1 Building)

LESS COMPONENTS REQUIRED FOR INSTALLATION.
NO FLOOR DISTRIBUTORS. NO DECODERS. NO SWITCHERS



The only materials required are:

- Panel
- Power Supply
- Monitors and telephones
- Line adaptors

Apartments are easily connected at each level using simple terminal strips.

NOTE: Depending on the type and condition of cable and distances, additional regenerators, decoders or power supply might be required.

Easy to install, program and maintain. Save time during the installation and maintenance. Judge for yourself!

Power supply and Adaptors

For most common cases

In the most common installations, DUOX PLUS does not require any installation devices other than the power supply and a pair of line adapters per riser. The maximum number of monitors that can be connected to each power supply ref. 4825 depends on the installation topology, cable type and monitor model, as shown in the tables below.



ref.3255



ref.4825

3255 DUOX PLUS LINE ADAPTOR

Necessary at the beginning and the end of every riser.

4825 POWER SUPPLY + FILTER 24Vdc-2.5A DIN10

TERMINAL CONSUMPTION TABLE PER POWER SUPPLY IN **DISTRIBUTION (6 PER FLOOR)**

	NO WIFI			WIFI		
	VEO	VEO-XS	VEO-XL	VEO	VEO-XS	VEO-XL
1.0mm	40	40	34	28	28	24
0.5mm ²	40	38	30	24	24	18
0.2mm ²	32	26	20	18	18	12

TERMINAL CONSUMPTION TABLE PER POWER SUPPLY **IN CASCADE**

	NO WIFI			WIFI		
	VEO	VEO-XS	VEO-XL	VEO	VEO-XS	VEO-XL
1.0mm	40	38	30	26	22	20
0.5mm ²	32	28	22	20	18	14
0.2mm ²	16	14	10	12	10	8

For specific cases



ref.4840



ref.3289

4840 POWER SUPPLY DIN-6 100-240VAC/24VDC-2A

To be used exclusively with the filter ref. 3289 or with the 2-way regenerator ref. 3269.

3289 DUOX PLUS FILTER 24VDC

In case the ref. 4825 cannot be installed due to lack of space. This filter can be used only with 24Vdc power supply (ref. 4840). Do not use it with 18Vdc. power supply.



ref.4802



ref.4800

4802 POWER SUPPLY DIN4 230VAC 12VAC/1A

12Vac for altern current lock release.

4800 POWER SUPPLY DIN4 230VAC 12VAC/1,5A

12Vac for altern current lock release.

Door lock release



UNIVERSAL DOOR LOCK RELEASE

67501 UNIV. LOCK RELEASE 990N-P22 MAX 10-24Vac/dc

UNIVERSAL ELECTRIC STRIKE

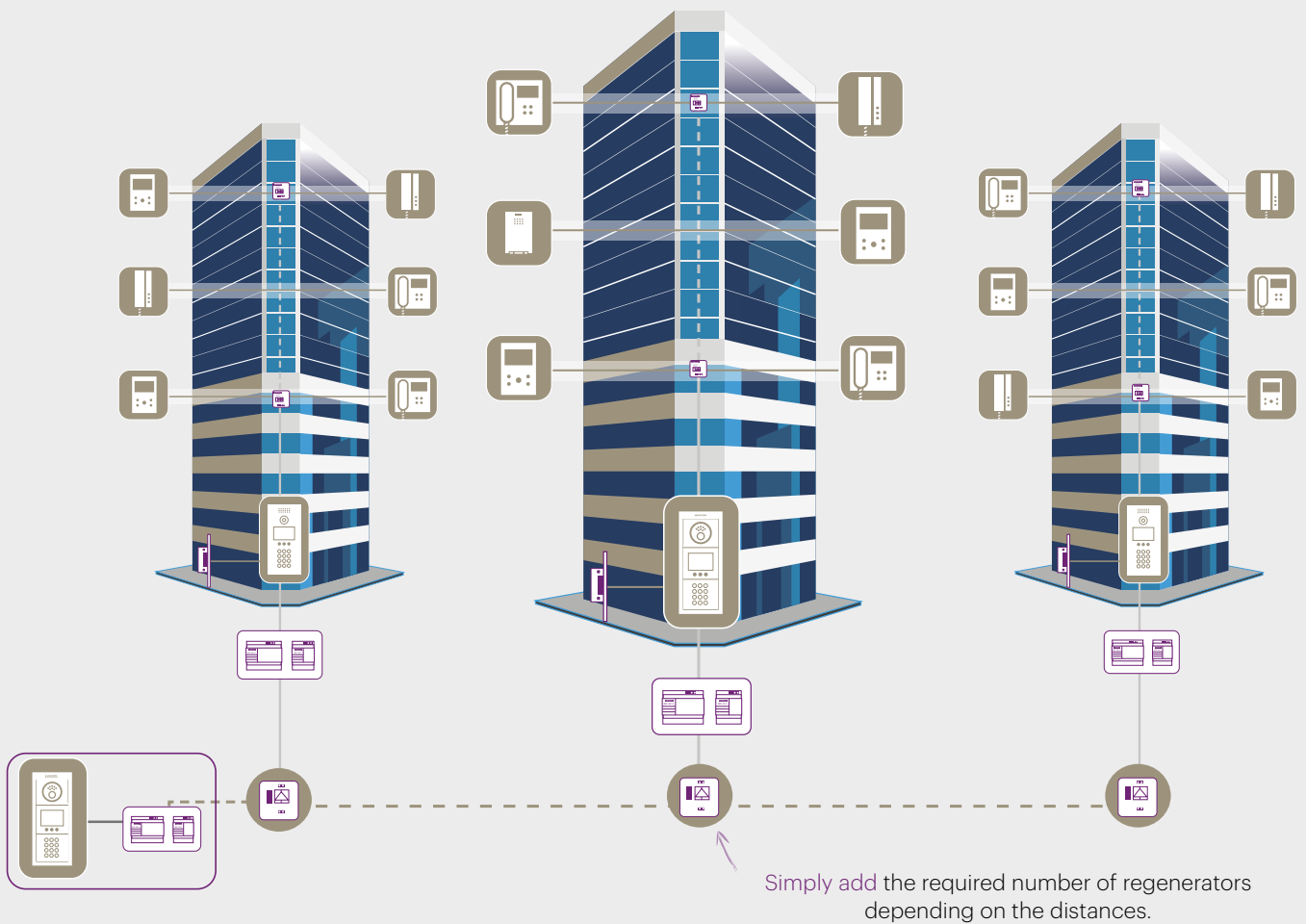
6750 UNIV. ELECTRIC STRIKE 990N MAX 10-24Vac/dc

6752 UNIV. ELECTRIC STRIKE 990A MAX 12-24Vac/dc

Note: If other models of door lock release are used and their power consumption is greater than 250mA, an additional separate power supply must be used.

EXTENDED INSTALLATION (multiple buildings or longer distances)

FOR ALL KINDS OF PROJECTS WITH LONGER DISTANCES, VERTICAL STRUCTURES OR HORIZONTAL INSTALLATIONS




DUOX PLUS allows you to push the boundaries of digital technology.

Thanks to the digitalisation of the system, it can now be used in all kinds of installations. The more complex the installation is, the more powerful DUOX PLUS will be. Regenerators and decoders are the only elements to be added for large installations or long distances.

Regenerators and Decoders

Regenerators and decoders take scalability to the next level. No installation, no matter how large, can resist DUOX PLUS.



ref.3269



ref.3268



ref.9419



ref.9425

REGENERATORS

It allows to regenerate and amplify the signal in both ways, as well as amplify distances and number of indoor terminals. Moreover, the connected sections to input and output protect against short-circuit, charge and signal reflections mutually. Maximum 5 units in cascade. Up to 99 if connected in parallel.

3269 2/W DUOX PLUS REGENERATOR

It has 1 input and 2 outputs. By having 2 outputs (also isolated from each other) it enables the number of risers to be increased. Requires 24Vdc power supply without filter (ref. 4840).

For more information: <https://fermax.com/intl-en/documents>

3268 1/W DUOX PLUS DUAL REGENERATOR

It has 1 input and 1 output. As per factory default settings, electrical energy does not flow, but this can be configured via a dipswitch so that the data (which regenerates) as well as the power supply can pass through. That way there is no need to always install a power supply at the output. The number of devices that can be fed at the output without an additional power supply units will depend on the power that reaches the regenerator. For more information: <https://fermax.com/intl-en/documents>

	3269	3268
Number of inputs	1	1
Number of outputs	2	1
Regenerates	YES	YES
Isolates	YES	YES
Incorporates power supply filter	YES	NO
Additional conversation channel per riser	NO	YES
		(in multichannel mode)

DECODERS

9419 10/W DUOX PLUS DECODER/ISOLATOR

10-outputs floor decoder. One output per home, allowing up to 3 terminals (monitors/telephones) per home. Multiple decoders can be installed on each floor. Each output allows to increase the diversion distances on a floor up to 100 m.

In the event of a malfunction (short circuit) of any of the decoder's outputs, both the input DUOX PLUS bus and the rest of the outputs will continue to operate normally. In addition, when a short-circuit occurs on an output, the red LED associated with the output will light up, indicating the output on which the fault has occurred.

It is not necessary to enter a house to program the address of the terminal since the decoder includes a group of microswitches (dipswitches) to program the addresses of each of its outputs (sequential programming). Also, the decoder addresses can be programmed non-sequentially (open programming).

The decoder is powered directly from the DUOX PLUS bus. With DIN10 rail mounting and removable terminal strips for easy wiring and installation.

9425 4/W DUOX PLUS DECODER/ISOLATOR

Same as ref. 9419 but this is a 4-outputs floor decoder (DIN4) and the terminal strips are not removable.

WHEN IS IT RECOMMENDED TO INSTALL THE SMART DECODER?

- When we have to install more than 6 terminals per floor in the building.
- When the distance between the terminals and the riser is greater than 25 metres or when this distance is unknown.
- When different types of wires are mixed in the same installation or all the cables go to the same point.

ADDITIONAL FUNCTIONS

MORE SECURITY

Add IP cameras to monitor specific areas of the building

Bring security to all your installations!



ref.9454



9454 IP/DUOX PLUS CAMERA INTERFACE

Allows the integration of IP video CCTV cameras into a DUOX PLUS installation. It transforms the IP video signal (standard RTSP) into a DUOX PLUS signal that is connected directly to the DUOX PLUS bus.

- Generally, one interface will be required for each camera installed in the DUOX PLUS installation. However, in the particular case of 2 cameras in the same block, up to 2 cameras can be configured on the same interface (in this case a PoE switch is required).
- Each camera will be powered externally with its additional power supply (ref. 9982+ref. 9984) or via a PoE switch.
- The interface is powered directly from the DUOX PLUS bus.

An outdoor panel can be associated to the interface, so that, while the IP camera is being viewed, it is possible to activate the opening of this panel.

9453 IP/DUOX PLUS INTERFACE+CAMERA KIT



It includes the IP/DUOX PLUS camera interface (ref.9454) and the IP camera (ref.9985) already pre-configured for the most common case of an outdoor panel and an additional camera. It also includes the camera power supply (ref.9982) and its adapter (ref.9984).

9985 PERIPHERAL IP DOME CAMERA

IP minidome camera (ceiling mount), 2MP resolution, 2.8mm fixed lens, IR LEDs, 30m range.

9982 POWER SUPPLY PERIPHERAL CCTV CAMERA

Power supply for analogue or IP auxiliary cameras.

9984 POWER ADAPTOR PERIPHERAL CCTV CAMERA

Power adaptor, with a jack plug to connect the power supply to the camera.

1586 4 POE PORTS SWITCH



ref.9985



ref.1586

MORE FUNCTIONS

Activate a second gate, garden gate, or garage entrance door with DUOX PLUS relays that connect directly to the system bus, without additional wiring



ref.3233

3233 DUOX PLUS BASIC RELAY


Basic functions. Allows you to activate an additional function from F1 or F2 of the DUOX PLUS terminals, without additional wiring. The relay can also be activated by the call or by activating the lock release. It can be connected at any point of the bus.



ref.3267

3267 DUOX PLUS RELAY MODULE

Advanced functions. Allows you to pair 2 relays, 1 as a transmitter and other as a receiver, to perform remote activations. An address can be programmed with the address assistance (001-999) using the DUOX PLUS Programmer ref. 3254 via the relay's telephone connector.



ref.2040

CALL ACCESSORIES

2040 ELECTRONIC CALL EXTENSION BELL



ref.5925

CABLES

5925 DUOX PLUS PARALLEL CABLE 2x1mm2

TESTER



ref.9404

9404 DUOX PLUS TESTER

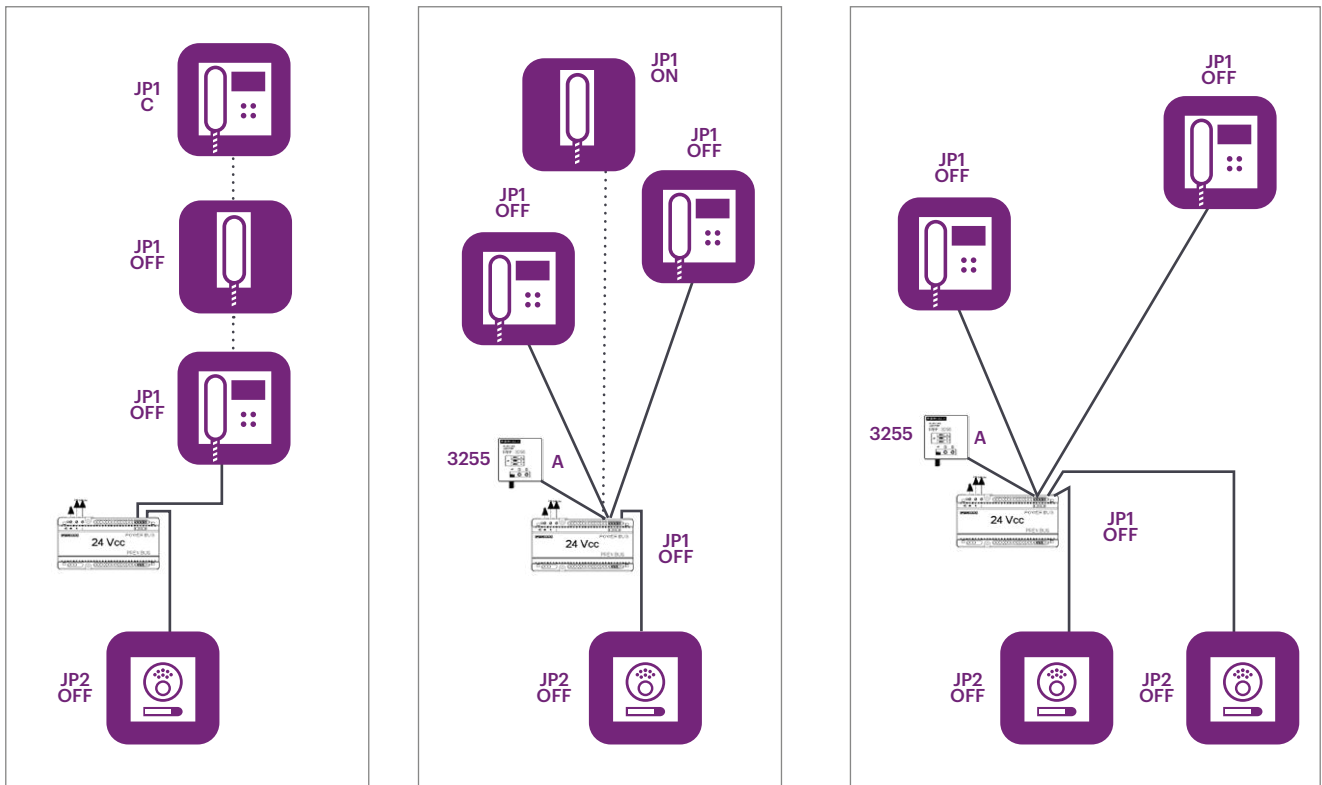
The DUOX PLUS Tester is the ideal tool for the installer. It is used to assess the operation of each outdoor panel with the DUOX PLUS terminals in an installation, without the need to enter the apartments.

A test is initiated from a panel to one or more terminals and the operation of that panel with those terminals is checked.

This action is performed from a user interface on a web browser. From a mobile phone, tablet or computer we can connect to the installation through the WiFi generated by the TESTER DUOX PLUS.

Video Kit Diagram

KITS EXTENSIONS



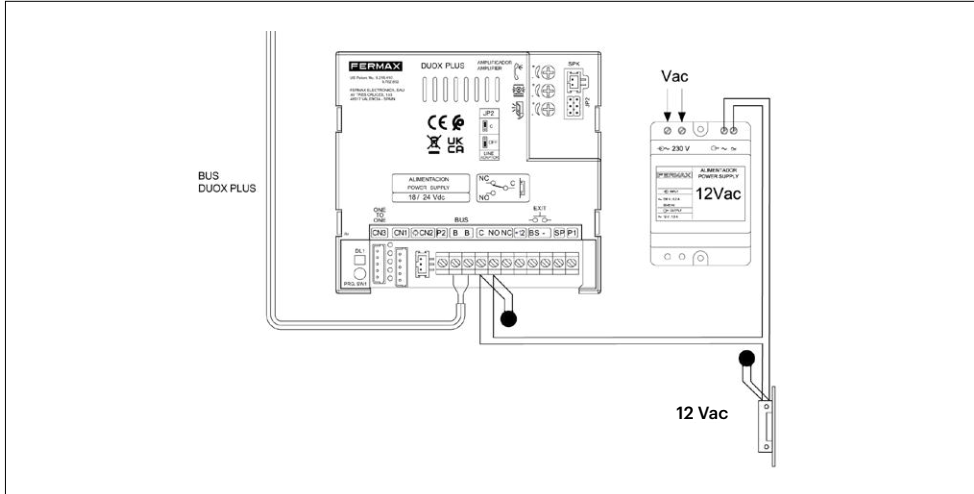
INDOOR: the kit allows a maximum of 3 terminals (the included one and 2 additional ones). Depending on the type of cable and distances, an additional power supply (ref.4825), line adaptor ref.3255 and/or regenerators might be required.

OUTDOOR: it is possible to extend the installation by adding more outdoor panels (up to 10). Depending on the type of cable and topology, it may be required an additional power supply (ref.4825), line adaptors ref.3255 and/or regenerators might be required.

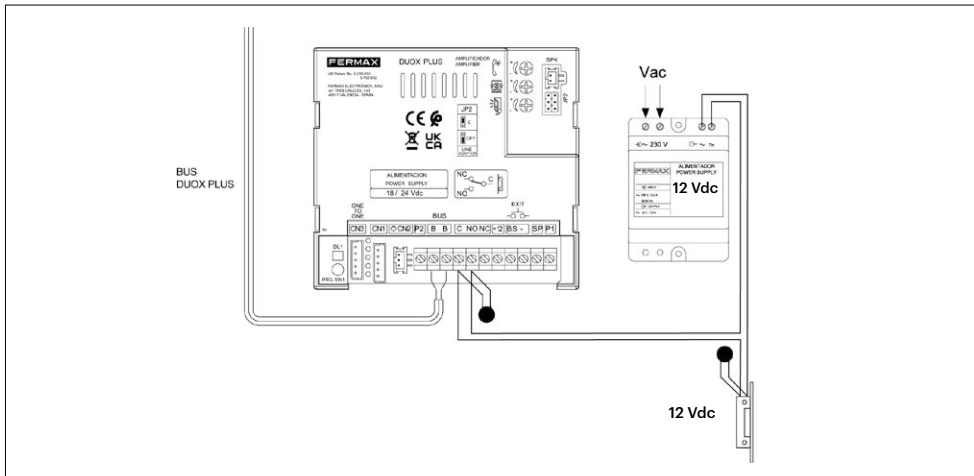
Possibility of adding an **IP CAMERA/DUOX PLUS INTERFACE**.

IMPORTANT: Remember to install the supplied protective varistors in the amplifier and in the opener. Failure to do so may result in damage to the amplifier due to current spikes during opening.

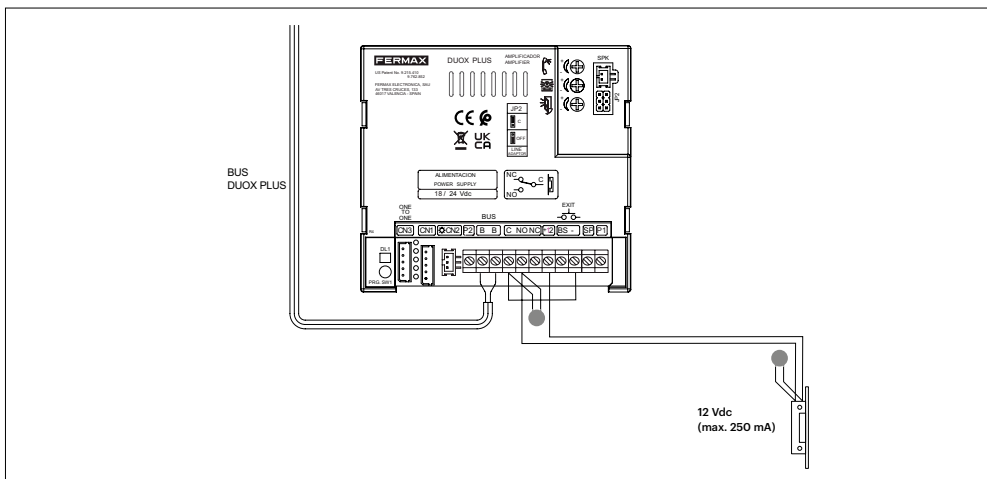
AC ELECTRIC LOCK RELEASE CONNECTION



AC ELECTRIC LOCK RELEASE CONNECTION (Consumption > 250mA)



DC ELECTRIC LOCK RELEASE CONNECTION (Consumption < 250 mA)



For more information about DUOX PLUS, see the technical books available at: <https://fermax.com/intl-en/documents>

Project material list with **Duox Plus WiFi Monitors**

DUOX PLUS VIDEO. SKYLINE PANEL/VEO WIFI AND VEO-XS WIFI MONITOR



SKYLINE PANEL	FRAME 3V	FLUSH BOX 3V	FRAME 4V	FLUSH BOX 4V	FLUSH BOX 5V	FLUSH BOX 5V	FLUSH BOX 6V	FLUSH BOX 6V	FLUSH BOX 7V	FLUSH BOX 7V	FLUSH BOX 8V	FLUSH BOX 8V	JOINING BOLTS	AMPLIF. MODULE	PUSH BUTTON MODULES	BLANK MODULES	POWER SUPPLY	LINE ADAPTOR	RESERVE RATOR	VEO MONIT. + CONNECT.	VEO-XS MON. + CONNECT.	
No. SERIES APAL	ref. 7333	ref. 8854	ref. 7334	ref. 8855	ref. 7335	ref. 8856	ref. 7336	ref. 8857	ref. 7337	ref. 8858	ref. 7338	ref. 8882	ref. 8829	ref. 73911	ref. 201	ref. 202	ref. 204	ref. 2V	ref. 3255	ref. 3268	ref.9446 + ref.9447	ref.9449 + ref.9447
2	S4	1	1										1	1			1	2		2	2	2
4	S4	1	1											1	1		1	2		4	4	4
6	S5			1	1									1	1		1	2		6	6	6
8	S5			1	1									1		1	1	2		8	8	8
10	S6					1	1							1	1		1	2		10	10	10
12	S6					1	1							1	1		1	2		12	12	12
14	S7							1	1					1	1		1	2		14	14	14
16	S7							1	1					1	1		1	2		16	16	16
18	S8									1	1			1	1		1	2		18	18	18
20	S8									1	1			1	1		1	2		20	20	20
22	S9													1	1		1	2		22	22	22
24	S9											1	1	1	1		1	2		24	24	24
24	S5			2	2								1	1		3	3	2		24	24	24
26	S6					2	2						1	1		2	2	2		26	26	26
28	S6					2	2						1	1		3	3	2		28	28	28
30	S6					2	2						1	1		3	3	2		30	30	30
32	S6					2	2						1	1		2	2	2		32	32	32
32	S7							2	2				1	1		4	4	1		32	32	32
34	S7							2	2				1	1		4	4	1		34	34	34
36	S7					2	2						1	1		4	4	1		36	36	36
38	S7					2	2						1	1		4	4	1		38	38	38
40	S7					2	2						1	1		5	5	1		40	40	40

For installations where WiFi and NON-WiFi monitors are combined, in the consumption tables one WiFi monitor is equivalent to 3 NON-WiFi monitors. This table has been configured based on 1mm² multi-wire parallel cable and floor distribution. For other situations please refer to the tables on page 50 of DUOX PLUS section in the 2023 General Catalogue.

Project material list with **Duox Plus Standard Monitors**

DUOX PLUS VIDEO. SKYLINE PANEL/VEO AND VEO-XS MONITOR

SKYLINE PANEL	FRAME 3V	FLUSH BOX	FRAME 4V	FRAME 5V	FLUSH BOX	FRAME 6V	FLUSH BOX	FRAME 7V	FLUSH BOX	FRAME 8V	FLUSH BOX	JOINING BOLTS	CABLE	AMPLIF. MODULE	PUSH BUTTON MODULES	BLANK MODULES	POWER SUPPLY + FILTER	LINE ADAPTOR	REGENERATOR	VEO MONIT. + CONNECT	VEO-XS MON. + CONNECT
No. SERIES	ref. 7333	ref. 8854	ref. 7334	ref. 8855	ref. 7335	ref. 8856	ref. 7336	ref. 8857	ref. 7337	ref. 8858	ref. 7338	ref. 8829	ref. 2541	ref. 7391	ref. 201	ref. 202	ref. 204	ref. 3255	ref. 3268	ref. 9445	ref. 9447
2 S4	1	1												1	1			1		2	2
4 S4	1													1	1			1		4	4
6 S5		1	1											1	1			1		6	6
8 S5		1	1											1	1			1		8	8
10 S6				1	1									1	1			1		10	10
12 S6				1	1									1	1			1		12	12
14 S7						1	1							1	1			1		14	14
16 S7						1	1							1	1			1		16	16
18 S8								1	1					1	1			1		18	18
20 S8								1	1					1	1			1		20	20
22 S9										1	1			1	1			1		22	22
24 S9										1	1			1	1			1		24	24
24 S5		2	2									1	1	1	1			1		24	24
26 S6						2	2					1	1	1	1			1		26	26
28 S6						2	2					1	1	1	1			1		28	28
30 S6						2	2					1	1	1	1			1		30	30
32 S6						2	2					1	1	1	1			1		32	32
32 S7								2	2			1	1	1	1			1		32	32
34 S7								2	2			1	1	1	1			1		34	34
36 S7								2	2			1	1	1	1			1		36	36
38 S7								2	2			1	1	1	1			1		38	38
40 S7								2	2			1	1	1	1			1		40	40

This table has been configured assuming 1mm2 multi-core parallel cable and floor distribution. For other situations, see the tables on page 50 of DUOX PLUS section in the 2023 General Catalogue.

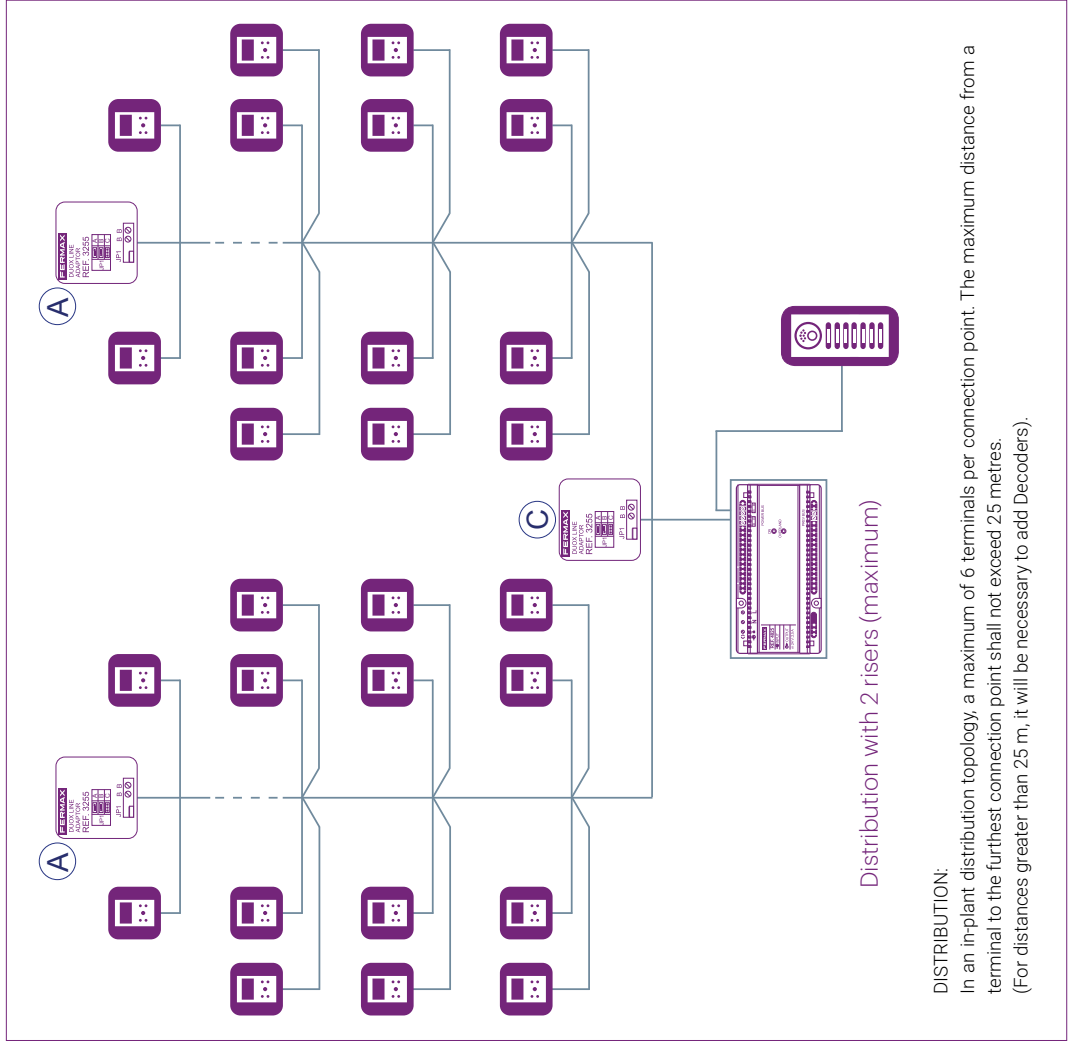
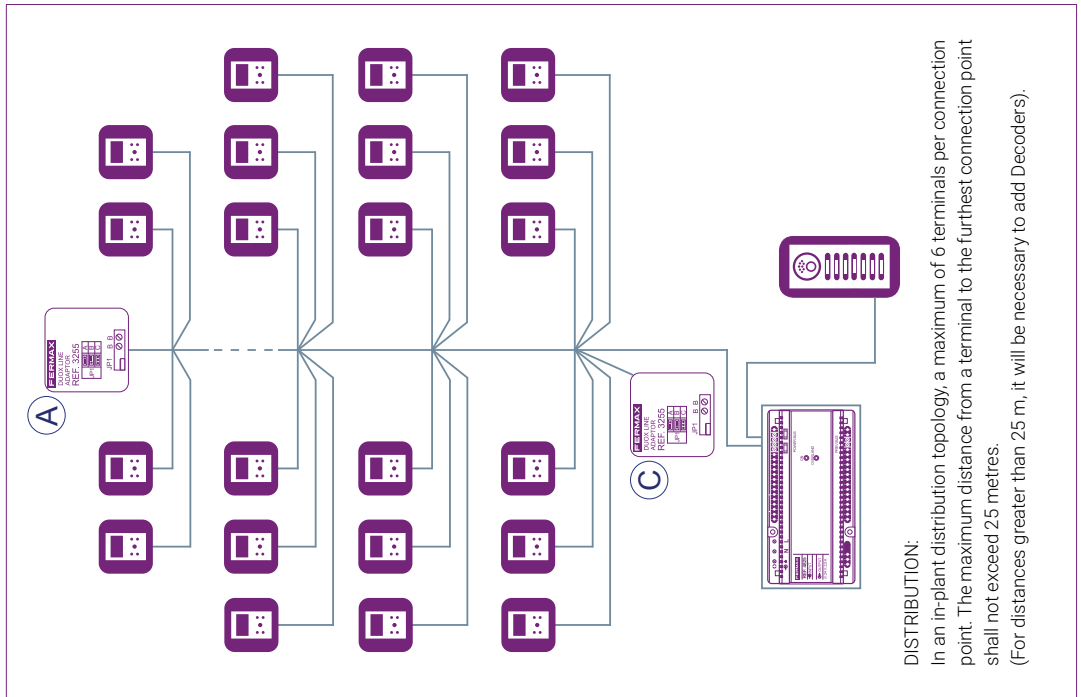
Duox Plus Video Diagram

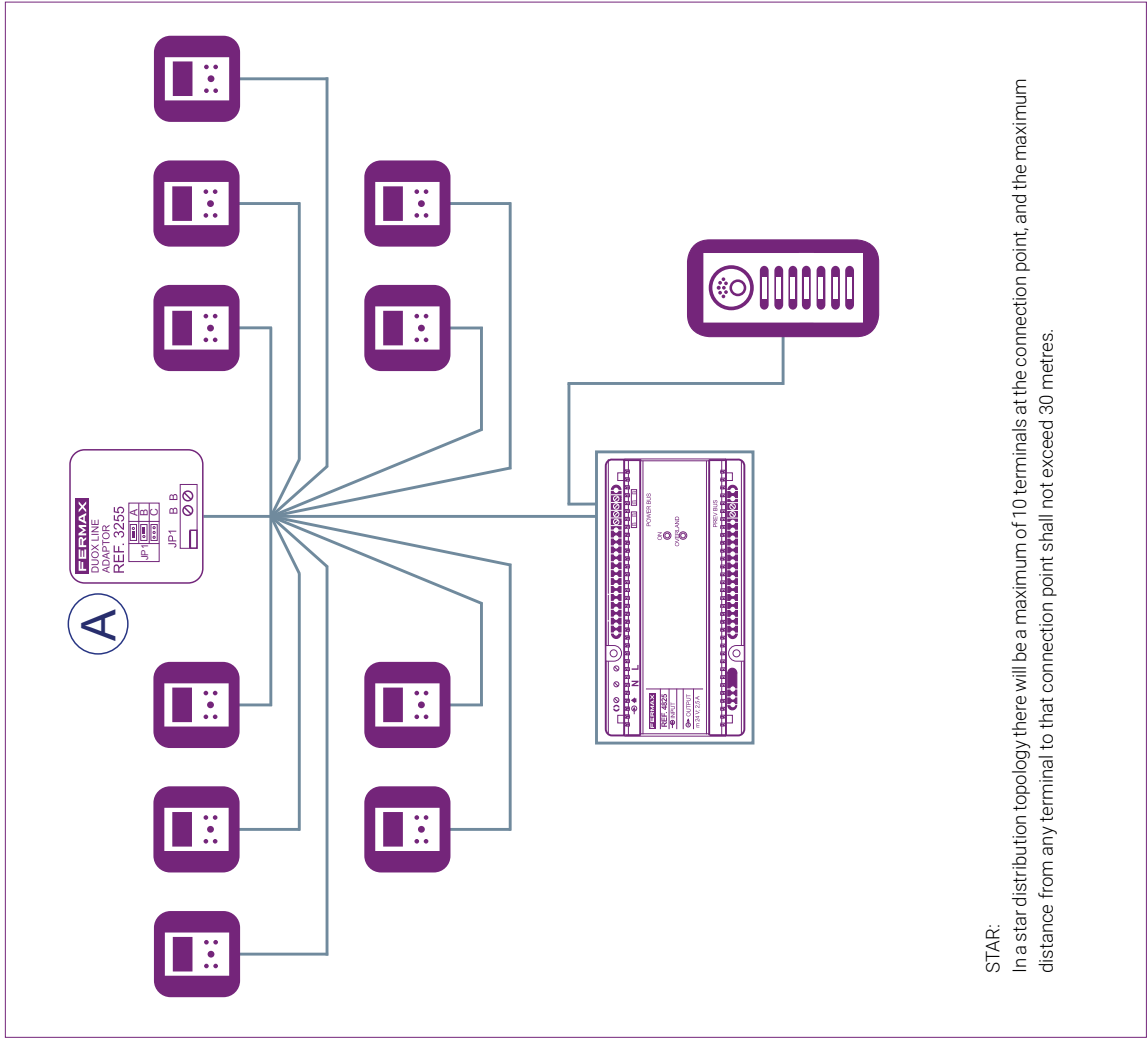
MAXIMUM DISTANCE FROM THE OUTDOOR PANEL TO THE FIRST CONNECTION POINT

Cascade 1 riser	Cascade 2-4 risers	Star	Distribution 1 riser	Distribution 2 risers
55 m	25 m	30 m	55 m	35 m

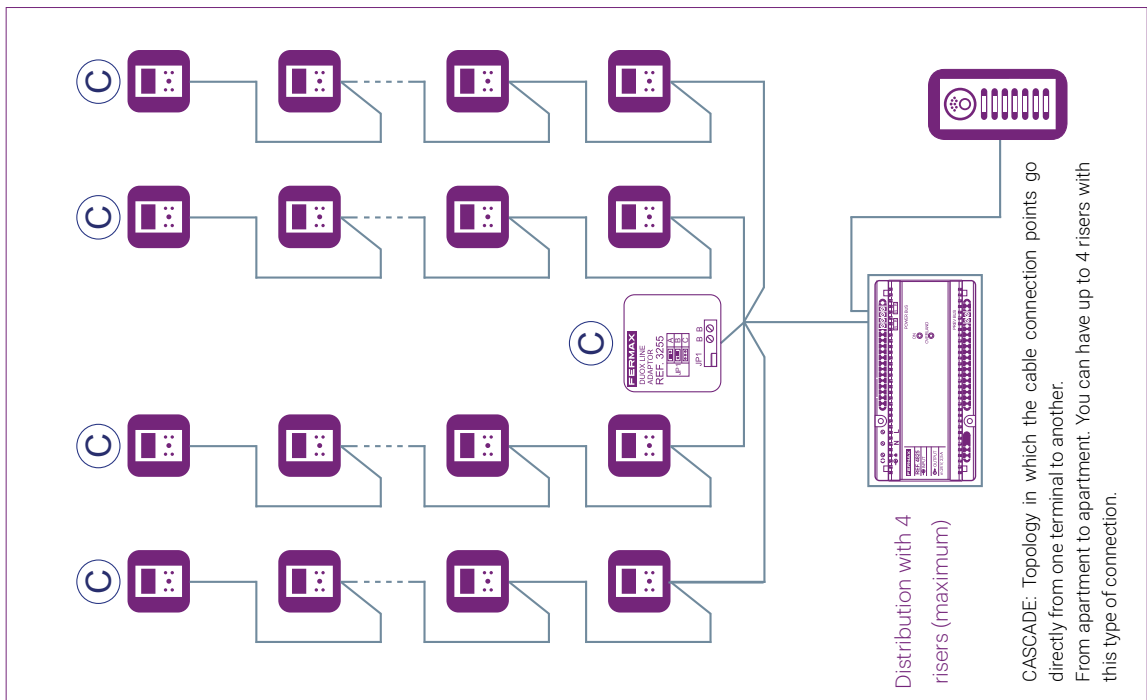
For more information about DUOX PLUS, see the technical books available at: <https://fermax.com/intl-en/documents>

Distance between connection points: A minimum distance of 3 metres between different connection points is always recommended.





STAR:
In a star distribution topology there will be a maximum of 10 terminals at the connection point, and the maximum distance from any terminal to that connection point shall not exceed 30 metres.



Distribution with 4 risers (maximum)

CASCADE: Topology in which the cable connection points go directly from one terminal to another.
From apartment to apartment. You can have up to 4 risers with this type of connection.

FERMAX
CONNECTIVITY FOR ALL

www.fermax.com | www.fermax.com/blue/en

