




# ACTIVITIES

[StoryMonstersInk.com](http://StoryMonstersInk.com)



**Writing Prompt:**

How can someone use their courage to help others?



# QUEEN BEE

From *Queen Bee* • Story by Scott Evan Davis, Art by Tadgh Bentley • [www.queenbeabook.com](http://www.queenbeabook.com)



# THE FLY WHO FLEW

Follow Flynn the Fly on an unforgettable adventure!



THE *collective* BOOK STUDIO

flywhoflew.com  
thecollectivebook.studio



# RHYME TIME

Which words rhyme in the stanzas below?  
Fill in each blank with a rhyming word that fits the pattern!

Drop our anchor, wade to land,  
spread our blanket on the sand.  
We'll eat an island lunch at noon.  
You and I are fork and \_\_\_\_\_.

Back on shore, you disappear.  
Where did you go? You were just here!  
I closed my eyes and didn't peek.  
You and I are hide and \_\_\_\_\_.

Find the trail that leads below  
to where the fisherwomen go.  
Race me down the mountainside.  
You and I are slip and \_\_\_\_\_.


Bring your favorite books to bed.  
Read until they've all been read.  
We'll cuddle up before we rest.  
You and I are egg and \_\_\_\_\_.

Read back through all the stanzas once you've filled in the rhyming words. In each stanza, underline the first rhyming pair and circle the second pair.

**YOU AND I ARE STARS AND NIGHT** by Kate Hosford, illustrated by Richard Jones

Illustrations copyright © 2026 by Richard Jones. All rights reserved. This page may be reproduced for free distribution. REPRODUCIBLE





A classroom workbook companion to **Louisa Learns to Write: Louisa May Alcott Creates 'Little Women'** by Kate Hannigan, illustrated by Sofia Moore (Calkins Creek/Astra Books for Young Readers; January 2026)

## First habit to becoming a writer

Since *Little Women* was published over 150 years ago, Louisa May Alcott's beloved novel has never gone out of print. But Louisa didn't always meet with success. She struggled for years to learn how to write well. What follows are ten habits writers like Louisa developed on the way to becoming authors, as well as "writing sprints" to help build writing muscles!

**Read!** Pick up a book and get lost in a story.

When we read, we build new connections in our brains! These pathways help us learn information and decode language. Reading not only makes us smart, it builds our emotional intelligence too!

**Writing Sprint!** Grab your pencil and paper!

Think of a favorite book you've read. How did the story make you feel? Name the book and describe what moved you—to tears, laughter, frustration, or even relief.

---

---


How did the author stir your emotions? Through dialogue? Figurative language?

---

---



COLORING WITH  
*The Flops!*



ENCHANTED LION BOOKS

# AUTUMN TREASURES

## Scavenger Hunt!

- Dry leaves
- Pinecones
- Small twigs
- Smooth rocks or pebbles
- A rain puddle to splash in
- A leaf pile to run in

### \*Bonus Activity:

Make a bug hotel with your treasures!  
Find a sheltered spot outside. Lay a few pinecones flat on the ground for the base, and stick twigs in between the scales to hold them together. Stack up your pinecone bases, and fill in any gaps with dry leaves. Make a border of smooth rocks or pebbles, and add a roof over your hotel using two pieces of cardboard, flat pieces of wood, or tiles to keep it dry!

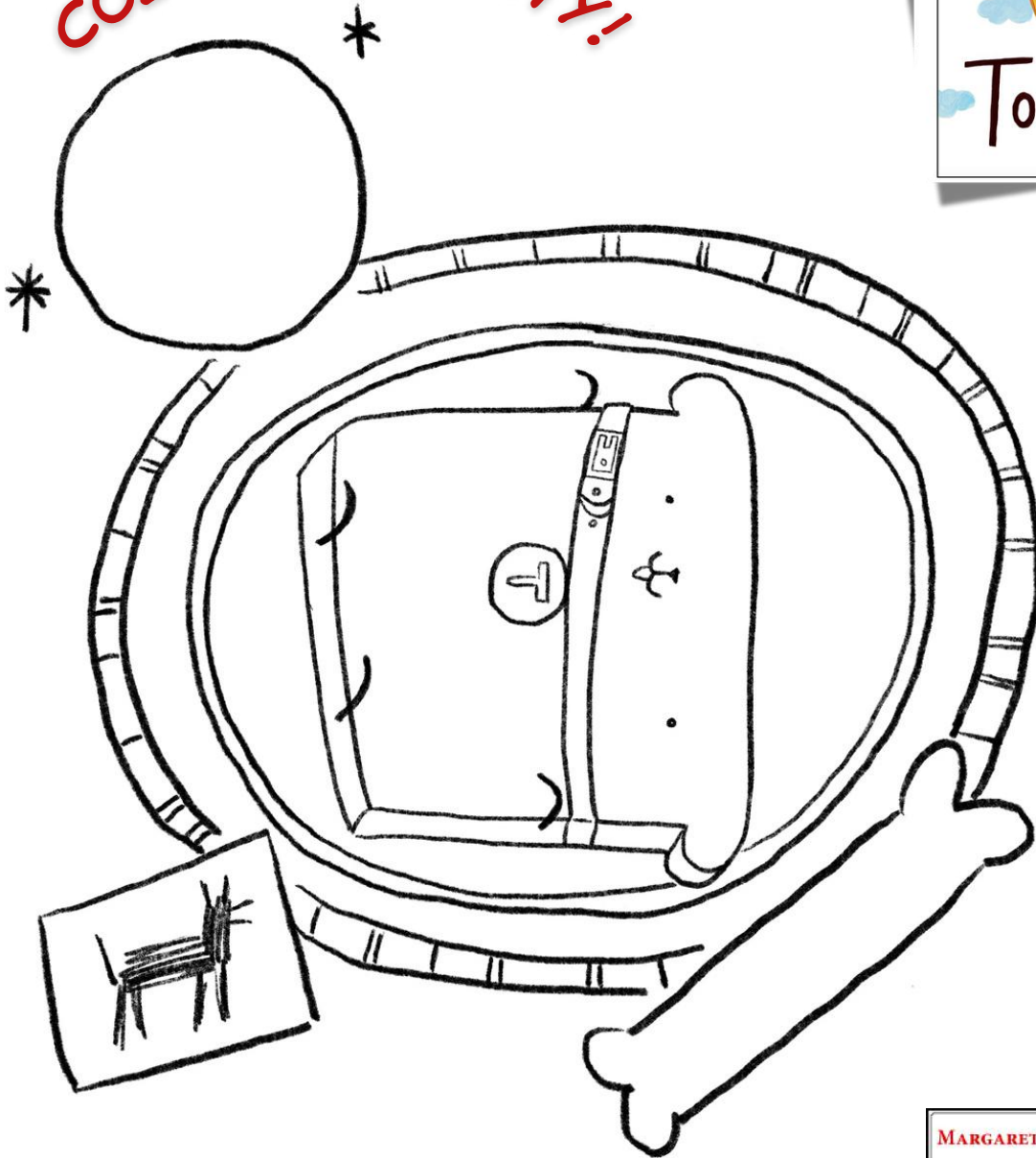



Illustration & activity by Anny Chen.

I love illustrating for children. If you'd like to explore more of my work, visit: [www.annychen.art](http://www.annychen.art)

anny chen art

PRINT OUT AND  
COLOR IN TOASTY!



# SPOT THE DIFFERENCE!

**MARCEL**, what have you been up to?!

Can you spot what's changed? Write down the **5** differences below!



1 .....

2 .....

3 .....

4 .....

5 .....



**ANSWERS:**

1. Marcel's hat band is yellow.
2. Steve has gone.
3. Marcel's scarf has a different pattern.
4. Marcel's tail feathers are purple.
5. Marcel's napkin has gone.



## WHO ATE STEVE?

SUSANNAH LLOYD  
& KATE HINDLEY




FIND MORE ACTIVITY SHEETS ON OUR WEBSITE! [WWW.NOSYCROW.COM/ACTIVITY-SHEETS/](http://WWW.NOSYCROW.COM/ACTIVITY-SHEETS/)



ASTRA BOOKS FOR YOUNG READERS

CAN YOU HELP RED FIND HIS WAY HOME?



Piece Out

www.alexwillan.com

Illustrations © Alex Willan

REPRODUCIBLE



# Rachel Carson's Wonder-Filled World

By Kate Hannigan and illustrated by Katie Hickey

### About the Book:

This STEAM picture book biography highlights how scientist and writer Rachel Carson became the author of the groundbreaking book *Silent Spring* and the mother of the modern environmental movement.



Rachel Carson loves to explore nature by getting outside and taking notes about what she observes! Take a notebook with you outside and engage your senses. What do you observe?


WHAT DO YOU FEEL?

WHAT DO YOU TASTE?

WHAT DO YOU SMELL?

WHAT DO YOU HEAR?

WHAT DO YOU SEE?



# Word Search


- Ping • Pot • Clay • Grandpa • Prosperity • Family
- Tradition • Harmony • Creativity • Reunion

I	R	A	A	N	N	U	S	Y	T	R	M	A	Y
U	E	E	S	Y	C	G	R	R	A	O	U	I	A
R	V	N	U	O	T	G	P	Y	N	P	A	E	P
N	C	O	M	N	R	P	Y	S	E	E	T	P	D
L	R	I	I	T	I	D	O	V	Y	Y	I	A	N
I	E	T	L	I	N	O	C	A	T	H	N	E	A
A	A	I	N	I	R	I	N	I	R	S	C	Y	R
Y	T	D	I	A	N	H	R	I	P	I	N	G	G
C	I	A	O	T	O	E	A	S	N	C	P	O	D
Y	V	R	O	R	P	N	A	R	T	R	L	O	C
C	I	T	T	S	T	I	O	N	M	Y	T	A	T
R	T	O	O	A	Y	O	N	I	P	O	G	Y	Y
P	Y	R	Y	L	I	M	A	F	R	D	N	E	I
A	P	Y	L	I	R	N	I	L	T	S	P	Y	N



# MYSTERY DRIVER

Spot 11 Differences




Author: [www.drliztracy.com](http://www.drliztracy.com)

Illustrator: [www.annaaronsondraws.com](http://www.annaaronsondraws.com)

arts &  
crafts  
simple sensory

## MACARONI & RICE FLOUNDER



*Start with a simple fish template.*




*Paint your fish the color of your choice.  
Glue on a googly eye.*



*Paint colorful macaroni noodles.*




*Glue them on the fish body.*



*Spread glue on the fish tail.  
Sprinkle rice to coat, and let dry!*





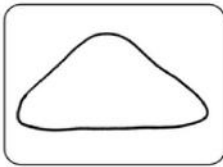
Do you love muffins?  
A MORNING WITH BLUEBERRY  
is the perfect pastry tale.




Tielmour Press

## Draw a Muffin Like Blueberry!


FOLLOW THE INSTRUCTIONS BELOW TO LEARN HOW TO DRAW YOUR VERY OWN MUFFIN—JUST LIKE BLUEBERRY! USE THE SPACE PROVIDED ON THE FOLLOWING PAGE TO DRAW YOUR MUFFIN.




1. START BY DRAWING A LARGE TRIANGLE SHAPE WITH ROUNDED CORNERS.



2. ADD A LONG LETTER "U" AT THE BOTTOM, AND A FEW SEMI-CIRCLES ON THE TOP FOR THE BLUEBERRIES!



3. ADD TWO CIRCLES FOR THE EYES (WITH DOTS INSIDE), A FINGER SHAPE FOR THE NOSE, AND LONG CURVED LINE FOR THE MOUTH.



4. ADD THE FINAL DETAILS LIKE WAVY LINES FOR THE MUFFIN LINER, CHEEKS, AND LOTS OF DOTS!

\*ADDING DOTS FOR SHADING OR FORM IS CALLED "STIPPLING".

Draw Your Own Muffin HERE!



Story Monsters Ink Fun Printables! [storymonstersink.com](http://storymonstersink.com)  
 THE LITERARY RESOURCE FOR TEACHERS, LIBRARIANS, AND PARENTS.

# Easy ONE-ROPE KNOTS

**Tips:**

Create each knot on a flat surface. It's easier to see the pattern that way.

♥ Take your time! ♥

Don't pull any part of the knot tight until the full pattern is created.



## #DYK



Pieces of old ropes and knots that are 15,000 to 17,000 years old show that people have been using knots for a very long time—long before they invented the wheel or the axe!

Knots have been super important for making things like fishing nets, hunting traps, and baskets.

Even though they might seem simple, knots are the key part of these inventions.

## ? Can You Find...

- OVERHAND - FIGURE EIGHT - COW HITCH
- CLOVE HITCH - SHEEPHANK KNOT
- BOWLINE KNOT - RUNNING BOWLINE - ROPES
- FISHING NETS - HUNTING TRAPS - BASKETS





## Sensory Play: Make Snow

If Mother Nature is not giving you snow  
where you live, you can make it!

### Ingredients:

- 1 lb baking soda
- 1 can unscented shaving cream
- 2 drops lavender oil (optional)



First, find an adult to help you make your snow.

Place a tarp or sheet on the floor for playtime and easy clean up.

In a large bowl, add 1 pound baking soda.

Squirt shaving cream into bowl (start with a large handful of it, then add as needed).

Add 2 drops of lavender oil if desired.

"Knead" the snow, letting it squish between your fingers. Does it feel cold?

Children must be supervised. Do not eat.


More ideas for your snow:


Add glitter for sparkly fun.

Place in a clear container and give a gift of snow to a friend.

ARCTIC WHITE By Danna Smith, Illustrations by  
Lee White, Published by Henry Holt & Co.

For more from children's author Danna Smith,  
go to <https://dannasmithbooks.com/>.





## from *The School of Failure: A Story About Success*

Written by Rosie J. Pova, Illustrated by Monika Filipina

### WORD SEARCH

fairy tale character classmate audition failure  
success school castle prince comedy baking haiku

A I E R P R H W R I M C O M E D Y N F L  
P H Z L M C L A S S M A T E C X M Q M Z  
F F A Y K W S S N W D I K R G F U W M W  
I X E X T K B U N F B I S T B J T E U T  
W C C H O T P V C H W I V Q Q T T G T P  
H H H J U K S W T C F B D Y E O Z C Y N  
U E H A E J U X P O E A T B Y B P K G N  
X M A G R D T K D D S S I B D U C N T C  
B A I E O A J U S C O B S L E Y T I D A  
W N K M L P C J Y U U V O U U W Z F S B  
N Y U U P Q K T T Y G R J N I R O Z V A  
J T X A A T U S E W S X S X W O E W K K  
U L D H U O D C S R E C R X O T K P O I  
Q V U K D D G A J X G W H N O Y E T W N  
C R J I I O K S G G E N R O B J R O J G  
K T Z S T F U T U U M B D P O Y Y H V G  
S X V G I P C L F R I J L M B L M J H C  
G X S W O M I E C J B C S Y Y B R L D A  
R V B J N U B Q G M F A I R Y T A L E C  
M C F Y T X P R I N C E A V B G P E J E



## The Most Perfect **PERSIMMON**

HANNAH CHUNG

Joo Hong is enjoying her picnic with Mama and Grandma.  
Color this scene with cozy fall colors!



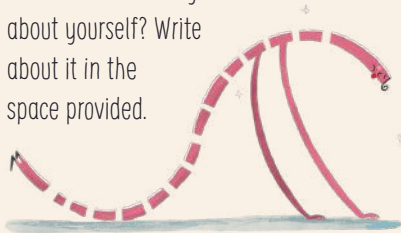
**ASTRA YOUNG READERS**

# Writing Prompts


In the story, Line becomes broken and chipped on his long journey to the library. But Line has a determination and resilience that is unmatched.

**Think about a time when you faced a tough challenge or obstacle.**

How were you able to overcome the obstacle? What did you learn about yourself? Write about it in the space provided.



**What are your favorite things about yourself?** Write a list of all of the things that make you special and uniquely you.



*Line Leads the Way* by Laura Purdie Salas, illustrated by Alice Caldarella

CapstonePub.com

capstone

Blank lined writing area for the first prompt.

Blank lined writing area for the second prompt.

*Betty has a message just for you!  
Can you work out what it is?*

<b>A</b>	<b>B</b>	<b>C</b>	<b>D</b>	<b>E</b>	<b>F</b>	<b>G</b>	<b>H</b>	<b>I</b>	<b>J</b>	<b>K</b>	<b>L</b>	<b>M</b>
<b>1</b>	<b>2</b>	<b>3</b>	<b>4</b>	<b>5</b>	<b>6</b>	<b>7</b>	<b>8</b>	<b>9</b>	<b>10</b>	<b>11</b>	<b>12</b>	<b>13</b>
<b>N</b>	<b>O</b>	<b>P</b>	<b>Q</b>	<b>R</b>	<b>S</b>	<b>T</b>	<b>U</b>	<b>V</b>	<b>W</b>	<b>X</b>	<b>Y</b>	<b>Z</b>
<b>14</b>	<b>15</b>	<b>16</b>	<b>17</b>	<b>18</b>	<b>19</b>	<b>20</b>	<b>21</b>	<b>22</b>	<b>23</b>	<b>24</b>	<b>25</b>	<b>26</b>

9      1 13      7 18 1 20 5 6 21 12

25 15 21      1 18 5      25 15 21 **!**



Art © 2024 by Michal Plysler from Constance Lombardo's *itty Bitty Betty Blob*

BREEZY VALLEY

AT WORK

# FIREFIGHTERS TO THE RESCUE!

Help the Firefighters puzzle out these **CROSSWORD** clues.



## Across Clues: →

1. What protects a firefighter's head?
5. At the Firehouse, these go up before Fire Engines zoom out.
6. Firefighters slide down this.
7. This puts out fires.
9. Often the color of Firefighters' suspenders that keep their pants up.
10. Firefighters use this to chop smoke vents.

## Down Clues: ↓

1. What Firefighters unroll when they first get to a fire.
2. Firefighters climb up this.
3. Fire Engines roll on big, rubber \_\_\_\_\_.
4. What protects a firefighter's toes?
8. This rings when a 9-1-1 call comes into the Firehouse.

Don't Peek!

## Answers

- Across: ↓
1. Helmet
  5. Doors
  6. Pole
  7. Water
  9. Tires
  10. Ax
- Down:
1. Ladder
  2. Ladder
  3. Tires
  4. Boot
  8. Alarm
  9. Red

© R.W. Alley



# If I Didn't Have You

Alan Katz

ILLUSTRATED BY  
Chris Robertson



NAME: \_\_\_\_\_

# FIND A FRIEND SCAVENGER HUNT

Bear believes that she and Fish have nothing in common and that Fish needs to live elsewhere. Fortunately, Fish points out many similarities with Bear, and the two form a friendship. Investigate what you have in common with people in your class by going on a friendly scavenger hunt. Fill in the two lines in the second row of the chart with your personal preferences, then walk around your classroom and find out who matches each statement. List their names in your chart. **CASEL 5 Relationship Skills**



<b>SPEAKS MORE THAN ONE LANGUAGE</b>	<b>HAS THE SAME EYE COLOR AS ME</b>	<b>HAS A PET</b>	<b>LIKES TO READ BOOKS</b>	<b>LOVES TO DRAW</b>
<b>HAS A BROTHER OR SISTER</b>	<b>NAME STARTS WITH THE SAME LETTER AS MINE</b>	<b>LIKES TO</b> _____	<b>LOVES ICE CREAM</b>	<b>LIKES THE COLOR</b> _____

**BIG BEAR AND LITTLE FISH CURRICULUM GUIDE**

Illustrations copyright © 2022 by Il Sung Na. All rights reserved. This page may be photocopied for free distribution.

# LEMONY ORZO AND SPINACH SOUP

A Recipe from author Emma Bland Smith

## Directions

1. In a medium or large pot, bring chicken broth to a full boil.
2. Add the orzo. Stirring at first to keep it from clumping, cook the orzo in the broth for 10-12 minutes, or until it is tender when tasted. (Check the cooking time on the box of orzo. Try not to overcook the orzo, or it will become soggy.) Keep the broth on a medium boil.
3. When orzo is almost done (about a minute left of cooking time), add the spinach leaves. Stir gently to distribute. Spinach is cooked when it is wilted. Keep in mind that spinach cooks very fast.
4. Stir in the lemon juice.
5. Taste the soup. If you like it more lemony, add more lemon juice. Add salt and pepper to taste.

## Ingredients


Makes 4 small servings or 2-3 larger ones.

- 4 cups (1 quart) chicken broth
- ½ cup orzo
- 5 ounces fresh spinach leaves (not frozen)
- 1 tablespoon fresh lemon juice, or more to taste
- Salt and pepper to taste

6. Optional: Add a splash (2-4 tablespoons) of heavy cream, half-and-half, or whole milk when soup is done. This will make it deliciously creamy.

7. Optional: For a decadent touch, put some shredded cheddar cheese in the bottom of each bowl before serving. Pour the hot soup over and wait for a few moments. The cheese will melt and make the soup cheesy.

Check out Emma's latest book — available wherever books are sold!



CALKINS CREEK  
Illustrated by David Kruger  
©2024





## BEDTIME DADDY

Unscramble the words.

1. mibdeet

\_\_\_\_\_

-----

\_\_\_\_\_

2. ywna

\_\_\_\_\_

-----

\_\_\_\_\_

3. ermodbo

\_\_\_\_\_

-----

\_\_\_\_\_

4. ajapams

\_\_\_\_\_

-----

\_\_\_\_\_

5. paoshteott

\_\_\_\_\_

-----

\_\_\_\_\_

6. yostr

\_\_\_\_\_

-----

\_\_\_\_\_

7. skahsr

\_\_\_\_\_

-----

\_\_\_\_\_

8. udcsk

\_\_\_\_\_

-----

\_\_\_\_\_

9. rmtosesn

\_\_\_\_\_

-----

\_\_\_\_\_

10. sypra

\_\_\_\_\_

-----

\_\_\_\_\_

11. tdignoohg

\_\_\_\_\_

-----

\_\_\_\_\_

12. ddady

\_\_\_\_\_

-----

\_\_\_\_\_

### Word Box

spray

yawn

ducks

sharks

daddy

pajamas

monsters

story

bedtime

goodnight



bedroom

toothpaste

Created by Sharon Giltrow and Katrin Dreiling using Word Scramble Generator on Super Teacher Worksheets ([www.superteacherworksheets.com](http://www.superteacherworksheets.com))



# Color with Joy!



Art from Jump for Joy. Written by Karen Gray Ruelle. Illustrated by Hadley Hooper

**ASTRA YOUNG READERS**

# Queen of physics: How Wu Chien Shiung helped unlock the secrets of the atom

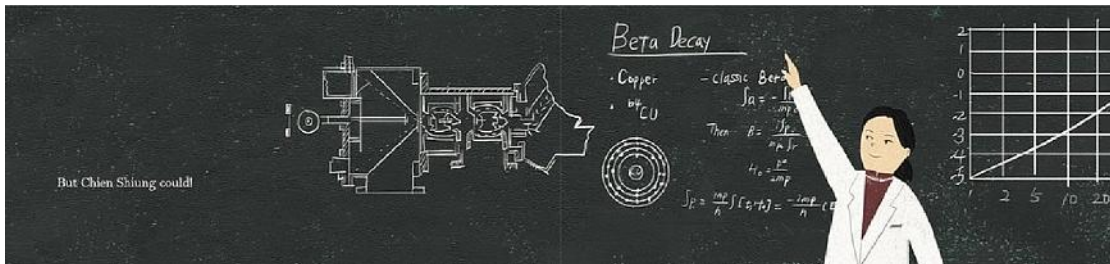
## Find the words in the puzzle

Words can go in any direction.


Words can share letters as they cross over each other.

R O B B V M R A J X M Z Q L S  
 U D C D M U E T Q U D V Y U F  
 X T T V S S G O M Z M M Z A Z  
 B T D V E O K M W U W H M B H  
 M S A N H I A R E Z O E H T L  
 V I I M B O B Q O U L J A N E  
 Q H B R A A A F Q Y P M L A B  
 C Z I M L M B D V H W U H N O  
 L E A R N I N G Y T Q E X J N  
 C M F K X Y U S H V H O N I X  
 R U W M Y V I H O P F E B N E  
 B W W D V C E R E J F Q S G V  
 H B X X S Y A C E D A T E B P  
 B Y O L S C I E N T I S T W Y  
 S A X X C W V C Q G T P G W K

ATOM  
 CHINESE  
 MAMA  
 NEW YORK  
 SCIENTIST  
 BABA  
 LEARNING  
 MATH  
 NOBEL  
 SUZHOU  
 BETA DECAY  
 LIUHE  
 NANJING  
 PHYSICS  
 WU




**HOW TO DRAW A SNOWMAN PENGUIN BY ADAM WALLACE - A QUICK INTRO!**



If you want to get your penguin done,  
Begin with a snowman.  
Yeah. That'd be fun.



A big rock for a button,  
little pebbles for eyes,  
Then a nice big mouth  
to yell, **"SURPRISE!"**



We want a penguin,  
draw a vest and beak,  
Come on, hurry up, we  
don't have all week!




Draw over the rock  
eyes, however you like,  
I like eyes where the  
cuteness will spike.



Some feet are handy  
for walking on ice,  
Then flippers, because  
swimming is nice.



Color the black, some  
hair up high,  
And, if you want, a  
fancy bow tie!




You don't have to draw your penguin just one way,  
So mix it up, it's time to play!

Activity courtesy of Adam Wallace. View more of his free drawing ebooks [here](#).

# ARNIE the DOUGHNUT

## SPOT THE DIFFERENCES

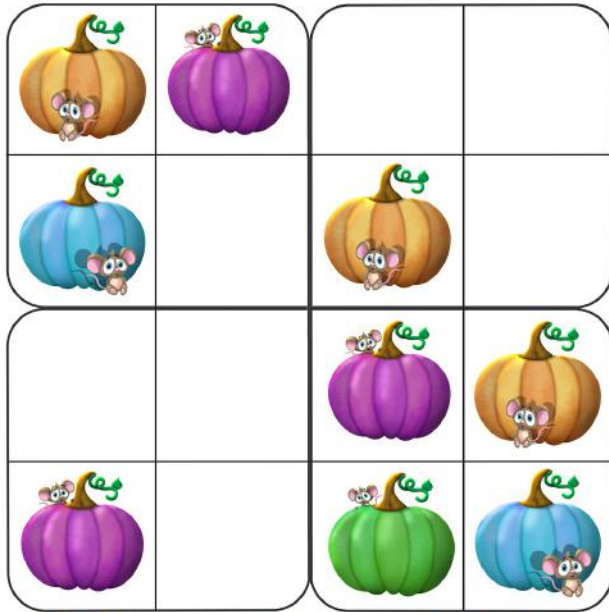
Can you find all ten?



1) Blue eyes 2) Eyes looking in opposite direction 3) Wearing glasses 4) Red left eyebrow 5) Missing right eyebrow 6) Five fingers on each hand 7) Left arm pointing up 8) Legs are crossed 9) Closed-mouth smile 10) Wearing shoes

Activity courtesy of Laurie Keller. View more of her work at [lauriekellerbooks.com](http://lauriekellerbooks.com).

## Autumn Picture Sudoku



**Rules:**  
 Each row, each column, and each of the 4 large squares should have 4 different colored pumpkins in the first puzzle and 4 different colored moons in the next puzzle. The pumpkin puzzle is easy. The moon is more difficult.



## Halloween Picture Sudoku



Activity courtesy of Jack Foster. View more of his work at [jackfosterart.com](http://jackfosterart.com).