

MAY 12th, 2026

CRYPTONAIRE WEEKLY

CRYPTO INVESTMENT JOURNAL

426TH
EDITION

**BITCOIN MINER IREN SECURES
\$3.4 BILLION NVIDIA AI DEAL!**



PLATINUM
CRYPTO ACADEMY

CONTENTS

05 WEEKLY CRYPTOCURRENCY MARKET ANALYSIS

07 PRESS RELEASE

LABGEMTRADERS OPENS FAIRCARATS (FCAR) TO ALL, 07
BACKED BY CERTIFIED LAB-GROWN GEMSTONES

BITCOIN HOLDS \$80K INTO WEEKLY CLOSE AS 10
TRADERS SAY BTC PRICE DIP NOT YET OVER

MORGAN STANLEY'S MSBT ENDS FIRST TRADING 11
MONTH WITH 0 OUTFLOWS AMID BITCOIN ETFS
6-WEEK INFLOW STREAK

CRYPTO FIRMS RACE TO 'QUANTUM-PROOF' 11
WALLETS BEFORE BITCOIN, ETHEREUM
NETWORKS CATCH UP

TRUMP MEDIA'S CRYPTO BET IMPLODES WITH 12
MASSIVE \$406M QUARTERLY LOSS

BLACKROCK DEEPENS TOKENIZATION PUSH WITH 12
NEW ONCHAIN FUND OFFERINGS

13 HOW MAYA PREFERRED POSITIONED EARLY FOR THE NEXT FINANCIAL TRANSITION?

MICROSTRATEGY REVEALS IT WILL SELL BITCOIN 16
UNDER THESE CONDITIONS

CLARITY ACT POLL: 52% SUPPORT, 70% SAY US 16
SHOULD HAVE PASSED CRYPTO LEGISLATION

17 BITCOIN BATTLES \$84K RESISTANCE AS MARKET SENTIMENT TURNS CAUTIOUS

JPMORGAN, MASTERCARD AND RIPPLE COMPLETE 20
CROSS-BORDER XRP TOKENIZED TREASURY
SETTLEMENT

STABLECOIN MARKET ADDS \$2 BILLION IN 7 DAYS AS 20
USDT HOLDS NEAR \$190 BILLION

KRAKEN PARTNERS WITH MONEYGRAM TO ENABLE 21
CRYPTO-TO-FIAT WITHDRAWALS IN 100+ COUNTRIES


A BITCOIN WHALE THAT WENT SILENT IN 2013 21
MOVES \$40 MILLION IN BTC

ETHEREUM DOWN 35% VERSUS BITCOIN IN A YEAR: 22
WILL THE ETH PRICE DOWNTREND CONTINUE?

BITCOIN MINER IREN SECURES \$3.4 BILLION NVIDIA 22
AI DEAL, WITH \$2.1 BILLION SHARE OPTION

TETHER RAMPS UP WALLET FREEZES, BLOCKING 23
OVER \$500M IN USDT

INTERNATIONAL CRACKDOWN TAKES DOWN NINE 23
CRYPTO INVESTMENT SCAM CENTERS, LEADS TO
ARREST OF 276 INDIVIDUALS



EDITORS

Bitcoin continues to struggle near the \$84K resistance zone, but bulls are still maintaining short-term control as long as price stays above the 20-day EMA. The market structure remains constructive, although momentum has clearly slowed near the top of the range. Several major altcoins have also started pulling back, which suggests that sellers are still active whenever price pushes into resistance. Bitcoin is currently trying to hold above the \$81.5K area, and this level has become important for maintaining bullish momentum in the near term.

Sentiment data is sending mixed signals. According to crypto analytics platform Santiment, bullish comments on social media are currently outweighing bearish comments by roughly 1.5 to 1. While that may sound positive on the surface, overly confident market sentiment often becomes a warning sign in crypto. Historically, rallies backed by excessive optimism tend to lose momentum faster, especially when traders start crowding into the same direction. Another technical concern is Bitcoin's repeated rejection at the 200-day EMA around \$82K. Since late 2025, every rejection from this moving average has led to sharp corrections ranging between 25% and 36%. If history repeats again, Bitcoin could potentially revisit the \$56K zone in a worst-case scenario.

LETTER

Bitcoin continues to face strong resistance near the \$84K region, with buyers once again failing to break through the level. This shows that sellers are still very active at higher prices and are defending the top of the range aggressively. Despite the rejection, the overall structure has not broken down yet. The pullback is expected to find support around the 20-day EMA near \$78.8K, which has now become an important short-term demand zone. If BTC holds this level and buyers step in again, another attempt at reclaiming \$84K looks likely. A successful breakout above that resistance could trigger a strong momentum move toward \$92K and potentially \$97.9K, confirming that the market likely formed a major bottom around the \$60K region earlier in the cycle.

Ethereum is showing signs of hesitation near higher levels, struggling to build enough momentum to challenge the \$2,465 resistance. This suggests that buyers are becoming cautious and demand is weakening as price moves up. Sellers will likely try to use this slowdown to push ETH back below the moving averages, which could drag the pair toward the lower boundary of the ascending channel. On the other hand, if ETH quickly reclaims strength and bounces sharply from the moving averages, it would signal that buyers are still active on dips. That would increase the probability of a breakout above \$2,465, opening the door for a move toward the upper resistance line of the channel.

XRP rejected from the downtrend line this week, showing that sellers are still trying to keep the asset trapped inside the descending channel structure. However, the long wick on the candle also confirms that buyers are stepping in aggressively on dips, preventing a sharper breakdown. If XRP manages to bounce from the current zone or from the moving averages, the chances of a breakout above the downtrend line increase significantly. That move could then send price toward the key \$1.61 resistance level. This is an important breakout zone because a close above \$1.61 would signal a larger trend reversal and could quickly push XRP toward the \$2 mark. On the downside, if the moving averages fail to hold, XRP could revisit the \$1.27 support.

BNB has also started to pull back after failing to sustain momentum near the \$666 region, showing that bears are defending the upper part of the range strongly. The 20-day EMA near \$635 is now the key support level to watch. If buyers defend this area successfully, another attempt at breaking above the \$687 resistance is likely. A breakout above \$687 would be a strong bullish signal and could drive BNB toward \$730 and eventually \$790. However, if the price slips below the moving averages, it would indicate that the asset is still stuck in consolidation mode, with the broader \$570 to \$687 range remaining intact. Solana continues to show relative strength but is also running into resistance near the \$98 level. Sellers are clearly defending this area, but the fact that SOL is holding above the 20-day EMA near \$88 suggests that sentiment remains positive. If buyers maintain control above this support, another breakout attempt above \$98 is likely.

Traders Outlook:

The market is currently in a critical phase where major assets are testing key resistance zones while still holding bullish structures overall. Bitcoin remains the leader, and the \$84K level is the most important breakout trigger in the market right now. If BTC breaks above it with volume, the next leg higher could happen very quickly. However, repeated rejections at resistance also increase the risk of a deeper pullback if buyers lose momentum. Ethereum is still constructive, but it needs to reclaim \$2,465 to confirm strength and attract more aggressive buyers. XRP is building pressure inside its descending structure, and a breakout above the trendline could lead to one of the sharper moves among large-cap altcoins. BNB continues to trade inside a broad range, making it more suitable for short-term range trading until a breakout confirms direction. Solana remains one of the stronger setups, especially if it clears \$98 and holds above it. Across the market, dip buying is still active, which is a positive sign for bulls. At the same time, resistance zones are proving difficult to break, meaning traders should stay patient and avoid chasing candles.

Lastly please check out the advancement's happening in the cryptocurrency world

Enjoy the issue!

Karnav Shah

Karnav Shah
Founder, CEO & Editor-in-Chief



CRYPTONAIRE WEEKLY




Cryptonaire Weekly is one of the industry's longest-running and most trusted sources for cryptocurrency news, market insights, and blockchain analysis. Created to support our Platinum Crypto Academy clients and global subscribers, the magazine delivers clear research, actionable technical analysis, and strong thought leadership across the digital asset space.

Each week, we provide readers with in-depth articles, project updates, and market commentary that cover the rapidly evolving world of blockchain and Web3. For traders, investors, developers, and entrepreneurs, navigating this fast-changing environment can be challenging. Our mission is to simplify that journey and help readers make informed, confident decisions.

Since our launch in 2017, we've covered every major cycle in crypto from Bitcoin's early rally past **\$20,000 in 2017** to its sharp correction near **\$3,200 in 2018**, marking one of the strongest bear markets in the sector's history. We followed Bitcoin's surge to **\$69,000 in 2021** and its deep pullback to around **\$16,000 in 2022** during a period of global uncertainty and high-profile exchange failures. Most recently, we've tracked Bitcoin's powerful 2025 resurgence as it broke into six-figure territory, hitting levels above **\$123,000** and reaffirming long-term market confidence.

Our **Platinum Crypto Academy** community includes thousands of students and traders worldwide. Over time, **Cryptonaire Weekly** has grown to more than **250,000 active subscribers** and a **social reach of over 1.2 million followers across multiple platforms and community groups**. Through our research-driven insights and strategic relationships, we've also helped **350+ blockchain and crypto projects gain** meaningful traction and visibility in the global market.

For anyone looking to stay informed, identify opportunities, and understand the technologies shaping the future of finance, Cryptonaire Weekly remains a trusted and valuable resource.



Featuring in this weeks Edition:

- LabGemTraders
- UK Financial Ltd

Also Get,

- Markets Analysis
- Market News Update
- Read Our Latest Blog:

HOW MAYA PREFERRED POSITIONED EARLY FOR THE NEXT FINANCIAL TRANSITION?

BITCOIN BATTLES \$84K RESISTANCE AS MARKET SENTIMENT TURNS CAUTIOUS

For Latest update

SUBSCRIBE NOW



426th EDITION

RESERVE YOUR SPACE NOW

ADVERTISE WITH US @ CRYPTONAIRE WEEKLY

THE #1 CRYPTO TRADING MAGAZINE | WEEKLY TOP TRADES, ICOs AND MARKET UPDATES

WEEKLY CRYPTOCURRENCY MARKET ANALYSIS

Hello, welcome to this week's 426th edition of Cryptonaire Weekly Magazine. The global crypto market cap is \$2.7 trillion, UP \$30 billion since last week. The total crypto market trading volume over the last 24 hours is \$86.44 billion, which makes a 9.21% decrease in the last 24 hours. The Fear & Greed index is 50% Neutral and the Altcoin season index is 51% which makes a 13% increase since last week.

Bitcoin's price has increased by 0.42% from \$80,800 last week to around \$81,140 and Ether's price has decreased by 3.03% from \$2,380 last week to \$2,308 Bitcoin's market cap is \$1.62 Trillion and the altcoin market cap is \$1.08 Trillion

Bitcoin continues to struggle near the \$84K resistance zone, but bulls are still maintaining short-term control as long as price stays above the 20-day EMA. The market structure remains constructive, although momentum has clearly slowed near the top of the range.

Several major altcoins have also started pulling back, which suggests that sellers are still active whenever price pushes into resistance. Bitcoin is currently trying to hold above the \$81.5K area, and this level has become important for maintaining bullish momentum in the near term.

Sentiment data is sending mixed signals. According to crypto analytics platform Santiment, bullish comments on social media are currently outweighing bearish comments by roughly 1.5 to 1. While that may sound positive on the surface, overly confident market sentiment often becomes a warning sign in crypto. Historically, rallies backed by excessive optimism tend to lose momentum faster, especially when traders start crowding into the same direction. Another technical concern is Bitcoin's repeated rejection at the 200-day EMA around \$82K. Since late 2025, every rejection from this moving average has led to sharp corrections ranging between 25% and 36%. If history repeats again, Bitcoin could potentially revisit the \$56K zone in a worst-case scenario.

However, the market is not entirely bearish. One of the strongest bullish signals remains the continued inflows into US spot Bitcoin ETFs. The market has now recorded six straight weeks of positive inflows, marking the longest streak since August 2025. This indicates that institutional investors are still accumulating and positioning for a longer-term recovery, even while short-term traders remain cautious. Macro headlines are also continuing to drive volatility. Bitcoin briefly dropped after US President

Donald Trump rejected Iran's latest peace proposal, increasing fears that tensions in the Middle East could continue for longer than expected. BTC initially dipped sharply before recovering quickly and surging back above \$82K, showing that buyers are still willing to step in aggressively during panic moves. The rebound also triggered a wave of short liquidations, with around \$64 million wiped out in just a few hours. This kind of whipsaw price action highlights how reactive the current market remains to geopolitical developments. Oil prices have also been moving aggressively due to the ongoing dispute around the Strait of Hormuz, which continues to create uncertainty across traditional financial markets. Despite this, risk assets have shown resilience, with equities and crypto both attempting to stabilize. The market is clearly balancing between macro fear and strong underlying institutional demand.

On the regulatory front, discussions around the Digital Asset Market Clarity Act continue to gain attention in Washington. Lawmakers are still negotiating key issues including stablecoin yield, tokenized assets, and ethics provisions tied to crypto regulation. Kirsten Gillibrand expressed optimism that bipartisan progress can still be achieved, which the market views as a positive sign for long-term regulatory clarity in the US crypto sector.

Meanwhile, Circle is expanding deeper into blockchain infrastructure with its ARC token sale and Arc network development. Backed by major institutions including BlackRock and a16z crypto, the project aims to position Arc as a settlement layer for stablecoin finance and tokenized markets. This move reflects a broader trend where traditional finance and crypto infrastructure are increasingly converging, especially around stablecoins and tokenization narratives.

Market Outlook:

The market remains in a cautious bullish phase, with Bitcoin still holding key support despite repeated resistance rejections. The \$84K level continues to act as the main breakout trigger for BTC. If buyers manage to reclaim and hold above that level, momentum could accelerate quickly toward new highs. However, repeated failures at resistance are also increasing the risk of a larger correction. Institutional inflows remain a strong positive signal and continue to support the broader bullish case. At the same time, macro uncertainty and geopolitical tensions are keeping volatility elevated. Altcoins are beginning to lose some momentum, suggesting traders are becoming more selective with risk exposure. Regulatory developments in the US are slowly improving sentiment, especially around stablecoins and market structure. The market is still heavily headline-driven, meaning quick reversals and liquidations can happen at any time. Traders should continue focusing on key support and resistance zones rather than emotional sentiment. The next major move will likely come from either a confirmed breakout above resistance or a failure to hold current support levels.

Percentage of Total Market Capitalization (Domnance)

BTC	60.10%
ETH	10.31%
USDT	7.02%
BNB	3.30%
SOL	2.06%
Others	17.20%



introducing
FAIRCARATS

FAIRCARATS TOKEN INTRODUCTION

Bridging Lab-Grown Gemstones and Decentralized Finance
In the evolving landscape of digital assets, LabGemTraders OÜ is proud to introduce the restructured FairCarats (FCAR) token. More than just a digital asset, FCAR is a utility-driven bridge between the timeless elegance of premium lab-grown gemstones and the efficiency of the Polygon blockchain.

labgemtraders.info

FAIRCARATS (FCAR) — PUBLIC SALE

FairCarats (FCAR) is a digital utility voucher that can be redeemed for FairStones™ certified lab-grown gemstones and services.

FCAR gives early participants access and enhanced purchasing power inside the FairStones ecosystem.

Asset: FCAR (FairCarats) on Polygon Chain
Price: 14.85 USDC

Min/Max: No Minimum / 50,000 USDC
Vesting: Quarterly releases starting
June 2026

[official whitepaper](#)

[Public Sale Offering](#)



The LabGemTraders company is
the sole supplier of gemstones
to FairStones:

<https://fairstones.eu/>



PRESS RELEASE



LABGEMTRADERS OPENS FAIRCARATS (FCAR) TO ALL, BACKED BY CERTIFIED LAB-GROWN GEMSTONES

Labgem Traders' FairCarats (FCAR), a digital utility voucher redeemable for certified lab-grown gemstones, is now available to the public with no participation barriers.

The launch comes amid a clear market shift. The lab-grown gemstone market is **forecast** to grow from USD 33.54 billion in 2026 to USD 91.85 billion by 2034. Consumer demand for traceable, ethically sourced stones is increasing, and **LabGemTraders** responds with a structured voucher system tied to verified inventory.

FCAR is a digital utility voucher that participants redeem for FairStones certified lab-grown gemstones and services. It operates on the Polygon blockchain network for efficient, automated transactions. It is not a share, a security, or an investment product. No dividends, profit rights, or ownership claims apply to FCAR. Its value comes entirely from use and redemption within the FairStones ecosystem.

Public Sale Now Open to Everyone

The FCAR public sale is now underway where price will be set at \$14.85, open to all without whitelisting. Any participant can acquire FCAR tokens at a 10% discount before the official webshop launch in June 2026. Each voucher carries an estimated retail redemption value of €22 to €26 inside the FairStones store, giving participants meaningful

purchasing power from day one. FCAR is also tradable on Uniswap at any time, offering liquidity flexibility even before the webshop opens.

Alongside the public sale discount, LabGemTraders grants an extra 10% discount on webshop purchases to users who verify their identity and whitelist their wallet. This brings the total potential benefit to verified buyers well above the standard public rate.

To qualify for the additional whitelist discount, participants must follow these steps:

Submit your Polygon Network ERC-20 wallet address for whitelisting

Provide a valid email address to receive the secure verification link

Complete the Optional KYC verification through Shufti, a regulated identity partner

Enter your full name and date of birth exactly as shown on your government-issued ID

The FairStones webshop is scheduled to open in June 2026. Participants who acquire FCAR during the public sale and complete wallet verification will be fully ready to redeem their vouchers at launch. All FCAR vouchers are backed by physical gemstone inventory held by LabGemTraders. The company

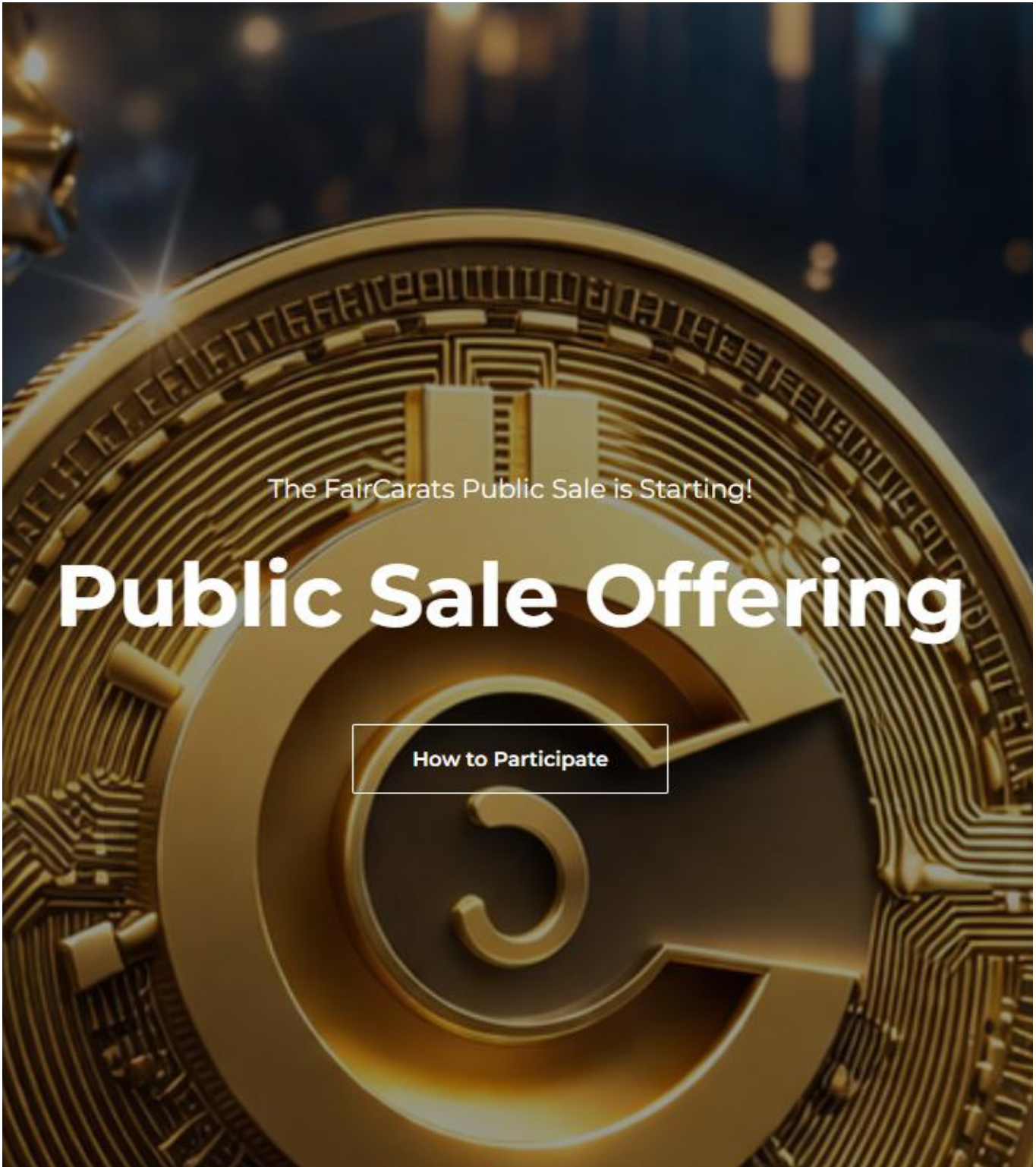
publishes supply data publicly and commits to annual reporting on reserves.

About LabGemTraders

LabGemTraders specializes in sourcing, certifying, and distributing premium lab-grown gemstones. The company operates a private certification facility with precise gemstone evaluation and authentication capabilities. It serves as the exclusive

supplier of certified gemstones to FairStones, an ethical gemstone platform focused on non-mined alternatives and environmental stewardship.

LabGemTraders is registered in Estonia and operates in compliance with EU financial regulations. Its mission is to make the gemstone market open, ethical, and verifiable for buyers and stakeholders worldwide.





WHAT IS MAYA PREFERRED?

U.K. Financial Ltd.^[1]

A Real World Asset (RWA) Backed Cryptocurrency

1 What is Maya Preferred?



RWA Token ^[1]

BACKED BY PHYSICAL PRECIOUS METALS RESERVES ^[1,2]



- Mina Del Oro

La Fortuna

Guadalupe



Stable and decentralized monetary instrument for global payments and transfers ^[3,4]

High volatility mitigation ^[3,3]



2. HOW DOES ITS ECOSYSTEM & BLOCKCHAIN WORK?

1 Infrastructure on Ethereum & Ethereum Classic:



3 Multi-Token Ecosystem



4 Transparency and Audits



5 Transparency and Audits



2 Transparency and Audits





ADVANCEMENTS IN THE CRYPTOCURRENCY WORLD

BITCOIN HOLDS \$80K INTO WEEKLY CLOSE AS TRADERS SAY BTC PRICE DIP NOT YET OVER

Bitcoin avoided a weekend drop as \$80,000 stayed in place, but traders saw BTC price action dipping below before continuing higher.

Bitcoin (BTC) eyed \$81,000 into Sunday's weekly close as traders saw a fresh support retest next.

Bitcoin preserves \$80,000 over the weekend, but traders are waiting for a dip to retest a familiar chart feature.

Continuation higher remains the overall consensus for what happens afterward. US CPI data is due out, with Bitcoin already "pricing in" the result.

Bitcoin traders: Sub-\$80,000 retest next
Data from TradingView showed BTC price action trending higher after a mostly flat weekend, avoiding a return below \$80,000.

After a midweek trip to near \$83,000 failed to hold, however, traders saw the need for BTC/USD to retest support — something that they now reiterated.

Of particular interest was the bull market support band — two moving averages just below the \$80,000 mark.

"On the low-timeframes, after rejecting at the high-timeframe resistance range marked in purple, I believe the most likely outcome is a short-term pullback toward the 2D Bull Market Support Band, which has been a strong reversal zone over the last couple of months," analytics account Cryptic Trades wrote alongside a chart in its latest post on X.

"As long as price continues to hold above the support band and the broader high-timeframe support range marked in blue around \$75K, which aligns with the April 2025 bottoming formation, I believe the most likely outcome remains further upside."

Trader Daan Crypto Trades agreed, calling the initial move above the support band "not a clean break."

[Read more...](#)



Morgan Stanley's MSBT ends first trading month with 0 outflows amid Bitcoin ETFs 6-week inflow streak

US spot Bitcoin ETFs have drawn \$3 billion since early April, providing a strong macroeconomic tailwind for MSBT's zero-outflow first month.

The Morgan Stanley Bitcoin Trust completed its first month of trading without a single day of net outflows, providing an early test case for how a Wall Street bank's brand, pricing, and distribution network can alter the competitive landscape of the digital-asset market.

The product, trading under the ticker MSBT,

launched on April 8 and has since attracted about \$193 million in net inflows, while managing over \$240 million in assets.

Data from SoSoValue shows the fund's inaugural month included 17 days of positive inflows and five days of flat flows, with zero daily redemptions recorded.

That streak stands out amid a period of localized volatility for rival US spot Bitcoin funds. For context, the broader Bitcoin ETF category bled \$422 million in combined outflows during the last two trading sessions,

[Read more...](#)

Crypto Firms Race to 'Quantum-Proof' Wallets Before Bitcoin, Ethereum Networks Catch Up

Crypto companies are upgrading wallets to counter the coming quantum computing threat, but gaps remain.

Firms are building quantum-resistant wal-

lets ahead of blockchain upgrades.

Approaches range from MPC upgrades to layer-2 overlays.

Experts say user behavior and coordination remain weak points in quantum upgrade rollouts.



Crypto companies are moving to secure their wallet and custody offerings against a future quantum computing threat, aiming to upgrade user-facing infrastructure faster than blockchains can change their core protocols.

The shift reflects a growing view that network-level upgrades to blockchains like Bitcoin and Ethereum could take years, leaving wallets exposed in the meantime. And the timeline for the purported "Q-Day" threat to crypto could be coming faster than

expected, with one recent estimate putting it as soon as 2030.

One company working to bring post-quantum security to crypto wallets is Silence Laboratories, which said it has added support for distributed—or multi-party computation (MPC)—signatures using ML-DSA, a cryptographic algorithm selected by the National Institute of Standards and Technology (NIST).

Jay Prakash, CEO and co-founder of Silence Laboratories, said

[Read more...](#)



Trump Media's Crypto Bet Implodes With Massive \$406M Quarterly Loss

Trump Media & Technology Group's stock now trades around \$8.93. That number tells a story on its own. The parent company of Truth Social once peaked at \$97.50 a share back in early 2022, and it has shed more than 90% of its value since then.

CEO Devin Nunes stepped down on April 22, adding leadership uncertainty to a company already under financial pressure.

A Bad Deal Gets Worse 756 million Cronos tokens sit on Trump Media's books, purchased for close to \$114 million as part of a deal with Crypto.com. By March 31, those tokens were valued at just \$53 million — less than half what the company paid.

That loss compounded an already bruising quarter driven largely by Bitcoin purchases made near last summer's market peak. The company bought roughly 9,500 Bitcoin at an average cost of around \$108,519 per coin.

At quarter-end, the 9,542 Bitcoin it held carried a cost basis of \$1.13 billion but a fair value of only \$647 million — a gap of nearly \$500 million. Bitcoin has since climbed back above \$80,000, pushing the position's value closer to \$770 million.

The total damage for the first quarter of 2026 came to \$406 million in net losses, up sharply from \$31.7 million during the same period a year earlier.

[Read more...](#)

BlackRock deepens tokenization push with new onchain fund offerings

The most dangerous stablecoin scam probably looks nothing like what most people picture. There's no anonymous founder, no Discord full of bots, no promise of returns that defy basic economic logic.

The world's largest asset manager filed paperwork to expand its tokenized fund lineup as real-world assets grow 200% year over year.

BlackRock filed for a new tokenized Treasury reserve fund with Securitize.



The asset manager also proposed to create onchain shares for a \$7 billion money-market fund.

The moves add to BlackRock's growing bet on tokenized finance as the sector surpasses \$30 billion, tripling in a year.

BlackRock (BLK), the world's largest asset manager, overseeing \$14 trillion in assets, is deepening its push into tokenized finance with a pair of new filings tied to blockchain-based U.S. Treasury and money-market funds.

In a Friday filing with the U.S. Securities and Exchange Commission (SEC), the asset

management giant proposed launching the BlackRock Daily Reinvestment Stablecoin Reserve Vehicle, a new fund that invests in cash, short-term U.S. Treasury securities, and overnight repurchase agreements backed by Treasuries.

The fund would issue "OnChain Shares" through a permissioned system connected to multiple public blockchains. Securitize Transfer Agent LLC will maintain the official ownership records for those tokenized shares. According to the filing, the transfer agent will use a permissioned framework tied to public blockchain networks.

[Read more...](#)



Did you know over 18,000 cryptocurrencies exist today with almost no regulatory foundation? Early public markets once had the same problem. Companies entered freely, disclosures were weak, and speculation drove everything. The outcome was damaging for investors. For years, crypto followed that same path. However, the era of projects operating without compliance structures or institutional accountability is ending. With major frameworks like Europe's MiCA now in full effect and stricter reporting standards taking hold globally, the market is shifting toward transparency, and the cracks in unregulated models are starting to show.

Why Does Today's Crypto Market Resemble the Speculative Era of the 1980s?

In the early 1980s, the U.S. public market was flooded with speculative, low-quality listings. Companies entered with minimal disclosure and little accountability. Retail investors had almost no protection during this period. The SEC stepped in and took a firm gatekeeping role to address the damage.

Rule 144, originally adopted in 1972, became a central tool in this evolving response. It restricted how unregistered, low-disclosure shares could be resold publicly. Through various amendments in the following years, holding periods were solidified and transparency requirements increased significantly.

Weaker companies exited and the market became healthier over time.

Today, while some estimate millions of tokens exist, over 18,000 active crypto projects face a similar classification risk. Most were built for rapid launches rather than regulatory durability. However, the landscape of anonymous participation and absent identity verification is rapidly closing. Major regulatory frameworks are now in full effect, and strict reporting penalties for non-compliant platforms are being introduced globally.

The pattern from the 1980s is repeating clearly. Crypto projects without compliance infrastructure face the same filtering that removed low-quality stocks decades ago.

Why Are Traditional Token Standards Vulnerable to Future Regulation? Permitted Infrastructure

Institutional investors require legal guardrails before entering any market. Banks and regulated funds operate under obligations that standard ERC-20 token infrastructure cannot satisfy. Any wallet can send or receive ERC-20 tokens with zero verification. That open design creates unacceptable legal exposure for serious capital.

Afterthought Compliance

Many crypto projects delayed compliance planning until after launch. Token supply, community growth, and trading volume took priority instead. That approach worked during years of limited enforcement. However, that window has closed, and the consequences of prior oversights are now being addressed through a fundamental shift in the regulatory environment.

Mandatory Identity Verification

Regulators across major jurisdictions are moving toward mandatory identity requirements for digital assets. The EU's MiCA regulation fully applied in December 2024, ending the era of cross-border regulatory fragmentation. It requires issuers to maintain verified holder records and enforce compliant transfer restrictions for regulated assets like stablecoins and asset-referenced tokens. Any Crypto-Asset Service Provider (CASP) operating without full MiCA authorization faces a mandatory cease-and-desist or delisting from EU markets by the final July 1, 2026, deadline.

Standard token architectures cannot meet these requirements at the protocol level. Off-chain verification creates compliance gaps that regulators are already challenging. On ERC-20 tokens, a lost private key means permanent asset loss with no legal recovery available. Identity-linked token standards solve this at the architecture level, which is exactly where regulators now expect the solution to exist.

Complex Cross-Border Rules

Operating across multiple markets once meant navigating loose, inconsistent guidelines. That reality has shifted significantly in 2025 and into 2026. The EU, Singapore, UAE, and United States are each building distinct but increasingly strict digital asset frameworks. Satisfying all of them with one unverified token structure is becoming legally impractical.

The Rise of Compliance-Native Infrastructure in Digital Finance

A new compliance benchmark is forming across global markets. ERC-3643 is the only open token standard that embeds decentralized identity (ONCHAINID) and regulatory checks directly into the smart contract itself. In March 2025, the DTCC

joined the ERC3643 Association and committed to integrating this compliant token standard into its ComposerX platform. The DTCC, which processed securities transactions valued at \$4.7 quadrillion in 2025, announced this move to provide the automated risk management and identity verification necessary for institutional-grade tokenization.

Following a December 2025 SEC no-action letter, the DTCC is launching its tokenization service in two phases: limited production trades in July 2026 and a full service launch in October 2026. When institutions of that size align with a specific standard, the rest of the market is forced to follow. Projects built on this foundation will not need to retrofit rules later because compliance is already part of the architecture.

The Market Is Shifting Toward ERC-3643?

Regulatory endorsement of ERC-3643 is no longer limited to one country. In July 2025, the ERC-3643 Association presented the standard to the SEC Crypto Task Force, highlighting its role in identity-linked compliance. In December 2025, the SEC issued a no-action letter identifying ERC-3643 as a compliance-aware protocol approved for the DTCC's three-year tokenization pilot. That same month, representatives from Chainlink Labs, the Enterprise Ethereum Alliance, and Linux Foundation Decentralized Trust met with the SEC Crypto Task Force, an interaction described as extraordinarily open and motivated.

The recognition extends well beyond the United States. In late 2025, the Spanish national committee of ISO TC 307 submitted a formal proposal to standardize ERC-3643 as an international reference for tokenized securities. Partners in that process include ANNA, INATBA, and CEN/CENELEC. The EU's MiCA framework natively aligns with ERC-3643's identity and transfer control requirements. Singapore and UAE regulators have both advanced frameworks demanding the same compliance features ERC-3643 provides by design.

The global direction is clear. Projects built on compliant infrastructure today will not be scrambling to catch up when enforcement arrives tomorrow.

How Maya Preferred Is Getting Ahead of the Regulatory Curve?

Migrating a token ecosystem to ERC-3643 is not a simple upgrade. It requires rebuilding identity registries, compliance modules, and investor onboarding from scratch. Companies that start this process after regulation tightens face technical costs and regulatory pressure at the same time. **Maya Preferred** faces neither, because the work was completed before the pressure arrived.

When regulators restrict trading to compliant security tokens, Maya Preferred's portfolio stays tradeable without any modification needed. Competitors still relying on ERC-20 structures face trading suspension or forced migration. Both outcomes damage liquidity and shake investor confidence significantly. Maya Preferred's investors hold assets built to remain eligible under any regulatory outcome.

What makes Maya Preferred's position genuinely different is the scope of its commitment. Most projects apply compliance selectively. Maya Preferred applies ERC-3643 across its entire token portfolio, including its stablecoin division. That level of portfolio-wide compliance is currently unmatched in the market.

Three verified smart contracts operate publicly on Etherscan for anyone to review. The compliance contract checks every rule before approving any transfer. The identity registry (ONCHAINID) tracks ownership and permissions continuously without delays. This is not a compliance patch added later. It is compliance built into the foundation from the beginning.

Maya Preferred Has Already Built What the Industry Is Moving Toward

Maya Preferred made every infrastructure decision based on where regulation was heading, not where it stood at the time. The result is a token portfolio that is already operating at the standard most projects will eventually be forced to meet. SMPRA, the Maya Preferred PRA token, launched in August 2025 as a preferred-class regulated security token built natively on ERC-3643. It integrates on-chain KYC, whitelisting, and compliant transfer restrictions from day one. SMCAT made history in January

2026 as the world's first exchange-traded ERC-3643 security token, with every interacting wallet required to be KYC-verified. Both tokens are backed by verifiable gold and silver reserves from Mexican mining operations.

The companies defining the future of digital finance are not waiting for rules to force their hand. They are building now with the infrastructure that tomorrow demands. Maya Preferred is already there. The tokens are live, the compliance is verified on-chain, and the portfolio is structured to operate freely in the regulated market that is forming around it.

Takeaway

Regulation is not the enemy of crypto. It is the filter that separates projects built to last from those built to sell. Projects without compliance foundations are the most exposed to what regulators are preparing. Projects engineered to meet those standards are the ones still trading when the landscape settles.

Maya Preferred's tokens were built to pass that filter from the start. SMPRA and SMCAT were not retrofitted for compliance. They were designed around it using the ERC-3643 standard. In late 2025 and early 2026, UK Financial Ltd completed the mandatory transition of its flagship assets into fully regulated structures. This included the January 2026 launch of SMCAT as the world's first exchange-traded ERC-3643 security token.

If you are looking for a crypto project built on verified infrastructure, real gold and silver backing, and a compliance framework that regulators are already recognizing globally, Maya Preferred is worth a serious look.





MicroStrategy Reveals It Will Sell Bitcoin Under These Conditions

MicroStrategy says it will sell Bitcoin only if doing so helps shareholders, mainly when selling BTC is better than issuing equity to pay Stretch preferred stock dividends. A key trigger is valuation pressure: if MSTR trades below book value or mNAV falls below around 1.22. The firm may also sell BTC for tax reasons, such as realizing deferred gains or capturing tax losses.

MicroStrategy CEO Phong Le confirmed the Bitcoin (BTC) treasury firm will sell BTC only under specific conditions.

The remarks followed Executive Chairman Michael Saylor's earlier suggestion that Strategy might sell Bitcoin to cover dividends. The comment

triggered a 4% drop in MSTR shares and rattled the market.

Stretch (STRC) Reshapes MicroStrategy's Bitcoin Playbook
The first condition relates to Strategy's Series A Perpetual Stretch Preferred Stock, also known as Stretch (STRC). The instrument carries an 11.5% dividend.

Stretch shifted the calculus, according to Le. The CEO said in a CNBC interview that the product opened strategic optionality.

"We have raised \$8.5 billion in 10 months, and with that, we look at optionality, we look at our strategy, and we say now let's look at Bitcoin and see if it can provide us value from time to time to sell it," Le mentioned.

[Read more...](#)

CLARITY Act Poll: 52% Support, 70% Say US Should Have Passed Crypto Legislation

Voters showed broad support for the CLARITY Act after Harrisx found 52% backed the crypto market structure bill after reviewing a policy summary of the proposal, while 11% opposed it. The survey also found 70% said the United States should already have passed clear cryptocurrency legislation.

Voters Link Crypto Rules to U.S. Financial Leadership
Harrisx, a public opinion research and polling firm, released a national survey on May 7 showing broad voter support for the Digital Asset Market Clarity (CLARITY) Act of 2025. The poll found 52% supported the bill after voters reviewed a policy summary of the legislation, while 11% opposed it. Harrisx surveyed 2,008 registered voters from May 1-4, 2026, with a margin of error of

2.2 percentage points.

Support for the CLARITY Act extended across political groups after voters reviewed a summary of the legislation. Republicans, Democrats, independents, and likely mid-term voters all backed the bill by wide margins. Support was strongest among crypto owners, voters familiar with digital assets, and respondents already aware of CLARITY. Awareness of the legislation remained limited overall, with 64% saying they had not heard of the bill before the survey. Another 14% said they had heard a lot, while 22% had heard a little.

The survey noted:

"52% support the CLARITY Act after a neutral description; 11% oppose. Support is bipartisan, and the persuadable middle is large."



[Read more...](#)



Bitcoin continues to struggle near the \$84K resistance zone, but bulls are still maintaining short-term control as long as price stays above the 20-day EMA. The market structure remains constructive, although momentum has clearly slowed near the top of the range. Several major altcoins have also started pulling back, which suggests that sellers are still active whenever price pushes into resistance. Bitcoin is currently trying to hold above the \$81.5K area, and this level has become important for maintaining bullish momentum in the near term.

Sentiment data is sending mixed signals. According to crypto analytics platform Santiment, bullish comments on social media are currently outweighing bearish comments by roughly 1.5 to 1. While that may sound positive on the surface, overly confident market sentiment often becomes a warning sign in crypto. Historically, rallies backed by excessive optimism tend to lose momentum faster, especially when traders start crowding into the same direction. Another technical concern is Bitcoin's repeated rejection at the 200-day EMA around \$82K. Since late 2025, every rejection from this moving average has led to sharp corrections ranging between 25% and 36%. If history repeats again, Bitcoin could potentially revisit the \$56K zone in a worst-case scenario.

However, the market is not entirely bearish. One of the strongest bullish signals remains the continued inflows into US spot Bitcoin ETFs. The market has now recorded six straight weeks of positive inflows, marking the longest streak since August 2025. This indicates that institutional investors are still accumulating and positioning for a longer-term recovery, even while short-term traders remain cautious. Macro headlines are also continuing to drive volatility. Bitcoin briefly dropped after US President Donald Trump rejected Iran's latest peace proposal, increasing fears that tensions in the Middle East could continue for longer than expected. BTC initially dipped sharply before recovering quickly and surging back above \$82K, showing that buyers are still willing to step in aggressively during panic moves. The rebound also triggered a wave of short liquidations, with around \$64 million wiped out in just a few hours. This kind of whipsaw price action highlights how reactive the current market remains to geopolitical developments. Oil prices have also been moving aggressively due to the ongoing dispute around the Strait of Hormuz, which continues to create uncertainty across traditional financial markets. Despite this, risk assets have shown resilience, with equities and crypto both attempting to stabilize. The market is clearly balancing between macro fear and strong underlying institutional demand.

On the regulatory front, discussions around the Digital Asset Market Clarity Act continue to gain attention in Washington. Lawmakers are still negotiating key issues including stablecoin yield, tokenized assets, and ethics provisions tied to crypto regulation. Kirsten Gillibrand expressed optimism that bipartisan progress can still be achieved, which the market views as a positive sign for long-term regulatory clarity in the US crypto sector.

Meanwhile, Circle is expanding deeper into blockchain infrastructure with its ARC token sale and Arc network development. Backed by major institutions including BlackRock and a16z crypto, the project aims to position Arc as a settlement layer for stablecoin finance and tokenized markets. This move reflects a broader trend where traditional finance and crypto infrastructure are increasingly converging, especially around stablecoins and tokenization narratives.

The market remains in a cautious bullish phase, with Bitcoin still holding key support despite repeated resistance rejections. The \$84K level continues to act as the main breakout trigger for BTC. If buyers manage to reclaim and hold above that level, momentum could accelerate quickly toward new highs. However, repeated failures at resistance are also increasing the risk of a larger correction. Institutional inflows remain a strong positive signal and continue to support the broader bullish case. At the same time, macro uncertainty and geopolitical tensions are keeping volatility elevated. Altcoins are beginning to lose some momentum, suggesting traders are becoming more selective with risk exposure. Regulatory developments in the US are slowly improving sentiment, especially around stablecoins and market structure. The market is still heavily headline-driven, meaning quick reversals and liquidations can happen at any time. Traders should continue focusing on key support and resistance zones rather than emotional sentiment. The next major move will likely come from either a confirmed breakout above resistance or a failure to hold current support levels.

Bitcoin continues to face strong resistance near the \$84K region, with buyers once again failing to break through the level. This shows that sellers are still very active at higher prices and are defending the top of the range aggressively. Despite the rejection,

the overall structure has not broken down yet. The pullback is expected to find support around the 20-day EMA near \$78.8K, which has now become an important short-term demand zone. If BTC holds this level and buyers step in again, another attempt at reclaiming \$84K looks likely. A successful breakout above that resistance could trigger a strong momentum move toward \$92K and potentially \$97.9K, confirming that the market likely formed a major bottom around the \$60K region earlier in the cycle. However, if Bitcoin loses the 20-day EMA, it would suggest that short-term traders are taking profits and momentum is fading. In that case, the next downside targets come in around the 50-day SMA near \$74.1K, followed by the broader support trendline.

Ethereum is showing signs of hesitation near higher levels, struggling to build enough momentum to challenge the \$2,465 resistance. This suggests that buyers are becoming cautious and demand is weakening as price moves up. Sellers will likely try to use this slowdown to push ETH back below the moving averages, which could drag the pair toward the lower boundary of the ascending channel. On the other hand, if ETH quickly reclaims strength and bounces sharply from the moving averages, it would signal that buyers are still active on dips. That would increase the probability of a breakout above \$2,465, opening the door for a move toward the upper resistance line of the channel. A confirmed breakout above that resistance would put bulls firmly back in control and could kickstart a much stronger recovery phase.

XRP rejected from the downtrend line this week, showing that sellers are still trying to keep the asset trapped inside the descending channel structure. However, the long wick on the candle also confirms that buyers are stepping in aggressively on dips, preventing a sharper breakdown. If XRP manages to bounce from the current zone or from the moving averages, the chances of a breakout above the downtrend line increase significantly. That move could then send price toward the key \$1.61 resistance level. This is an important breakout zone because a close above \$1.61 would signal a larger trend reversal and could quickly push XRP toward the \$2 mark. On the downside, if the moving averages fail to hold, XRP could revisit the \$1.27 support. A breakdown below that level would

weaken the structure considerably and expose the pair to further downside toward \$1.11.

BNB has also started to pull back after failing to sustain momentum near the \$666 region, showing that bears are defending the upper part of the range strongly. The 20-day EMA near \$635 is now the key support level to watch. If buyers defend this area successfully, another attempt at breaking above the \$687 resistance is likely. A breakout above \$687 would be a strong bullish signal and could drive BNB toward \$730 and eventually \$790. However, if the price slips below the moving averages, it would indicate that the asset is still stuck in consolidation mode, with the broader \$570 to \$687 range remaining intact.

Solana continues to show relative strength but is also running into resistance near the \$98 level. Sellers are clearly defending this area, but the fact that SOL is holding above the 20-day EMA near \$88 suggests that sentiment remains positive. If buyers maintain control above this support, another breakout attempt above \$98 is likely. A successful breakout could trigger a fast move toward \$117, with the \$106 region acting as only minor resistance along the way. However, if SOL loses momentum and falls below the moving averages, it would signal that the market is not ready for a trend breakout yet, keeping price trapped within the wider \$76 to \$98 range.

Traders Outlook:

The market is currently in a critical phase where major assets are testing key resistance zones while still holding bullish structures overall. Bitcoin remains the leader, and the \$84K level is the most important breakout trigger in the market right now. If BTC breaks above it with volume, the next leg higher could happen very quickly. However, repeated rejections at resistance also increase the risk of a deeper pullback if buyers lose momentum. Ethereum is still constructive, but it needs to reclaim \$2,465 to confirm strength and attract more aggressive buyers. XRP is building pressure inside its descending structure, and a breakout above the trendline could lead to one of the sharper moves among large-cap altcoins. BNB continues to trade inside a broad range, making it more suitable for short-term range trading until a breakout confirms direction. Solana remains one of the stronger setups, especially if it clears \$98 and holds above it. Across the market, dip buying is still active, which is a positive sign for bulls. At the same time, resistance zones are proving difficult to break, meaning traders should stay patient and avoid chasing candles. Volatility is likely to increase around these major breakout levels. Fakeouts and liquidity grabs are still possible in both directions. The next confirmed breakout from these structures will likely define the trend heading into the next phase of the market cycle.





JPMorgan, Mastercard and Ripple complete cross-border XRP tokenized Treasury settlement

The pilot linked an XRP Ledger redemption of Ondo's tokenized Treasury fund to a USD payout in Singapore via Mastercard, Kinexys by J.P. Morgan, and J.P. Morgan's correspondent banking rails. Ondo Finance said Ripple has redeemed OUSG on XRP Ledger and received a USD payout in Singapore through Mastercard and Kinexys by J.P. Morgan.

The May 6 pilot tested whether a tokenized fund redemption on a public blockchain could trigger a bank-account payout across borders and banks, using a transaction path that Ondo said operated outside traditional banking windows.

Ondo said the XRP Ledger leg processed in under five seconds. The cash leg stayed inside bank infrastructure, moving through Mastercard's Multi-Token Network, Kinexys by J.P. Morgan, and J.P. Morgan's correspondent banking network.

That split is the core of the development. The pilot links public-chain settlement speed to bank-account completion while keeping the USD payout on bank infrastructure. The available record separates XRP Ledger's asset role from the USD payout, which was initiated on Kinexys and delivered to Ripple's Singapore bank account through J.P. Morgan's rails.

[Read more...](#)

Stablecoin Market Adds \$2 Billion in 7 Days as USDT Holds Near \$190 Billion



After hovering slightly above the \$320 billion threshold last week, the stablecoin sector pulled in more than \$2 billion in fresh capital over the past seven days. Data from Defillama shows the stablecoin economy now carries a combined market capitalization of \$322.74 billion.

Stablecoin Market Starts Swelling Again
As of this weekend, tether (USDT) remains the unquestioned heavyweight of the sector, holding a towering \$189.63 billion market valuation; the asset posted a mild 0.05% increase over the past week. USDT's share of the \$322.74 billion stablecoin market now stands at 58.76%, giving tether a commanding lead over the rest of the sector and further cementing its role as the dominant liquidity

vehicle across the crypto economy.

Defillama.com stablecoin stats show that Circle Internet Group's USDC showed a bit more energy, posting a 2.08% gain over the last seven days as it comfortably held onto the No. 2 position with a \$78.96 billion market capitalization. Roughly \$1.61 billion in fresh inflows poured into USDC between May 3 and May 10, 2026, giving the stablecoin one of the strongest weekly performances among the sector's largest issuers.

Sky's USDS claimed the bronze position with a \$7.88 billion market cap, though the token clearly endured a bruising week after slipping 6.37%. Meanwhile, Sky's DAI held steady in fourth place at \$4.66 billion.

[Read more...](#)

Kraken Partners With MoneyGram To Enable Crypto-to-Fiat Withdrawals in 100+ Countries

Crypto exchange Kraken has announced a global partnership with MoneyGram aimed at making it easier for users to convert digital assets into cash.

The collaboration will allow millions of Kraken customers to withdraw crypto as fiat currency across more than 100 countries, leveraging MoneyGram's extensive global cash pickup network.

Users will be able to access payouts in hundreds of fiat currencies, with transactions processed instantly or near instantly in many cases.

The move targets one of crypto's persistent challenges – reliable off ramps into local currency.

By integrating Kraken's exchange and liquidity infrastructure with MoneyGram's payments network, the companies aim to bridge the gap




between digital assets and traditional financial systems.

Kraken Co CEO Arjun Sethi emphasized the broader significance of the partnership, stating that digital assets achieve real utility only when they can connect with existing financial infrastructure.

He described the integration as part of a shift toward a unified financial system where crypto and traditional rails operate together. Tokenized assets remain small relative to traditional markets, but growth has accelerated.

[Read more...](#)



A bitcoin whale that went silent in 2013 moves \$40 million in BTC

A long-dormant bitcoin "whale" wallet moved about \$40 million in BTC on Sunday. The transfer, detected around 7:16 p.m. UTC, shifted funds to a new address that is not associated with any known exchange, leaving the motive for the move unclear.

The transfer took place at around 19:16 UTC, according to blockchain tracking service Whale Alert.

The wallet had remained inactive since November 2013, when BTC was originally acquired and subsequently held untouched for more than a decade.

The reason behind the latest transfer remains unclear. Large hold-

ers often move coins between wallets for address management or security purposes, though such activity can also precede sales or transfers to exchanges. In this case, the destination address does not appear to be linked to a known exchange wallet.

Dormant bitcoin wallets have increasingly resurfaced since BTC first crossed the \$100,000 mark in late 2024. Several early investors and miners have moved long-held coins over the past year, with some ultimately taking profits after bitcoin's massive rally.

The trend was most intense in July last year, when blockchain analytics firms flagged.

[Read more...](#)

Ether down 35% versus Bitcoin in a year: Will the ETH price downtrend continue?



Ether's ongoing downtrend against Bitcoin mirrors the bearish structure seen in 2024–2025, raising the risk of another 40% decline.

Ethereum's native token, Ether (ETH), has fallen more than 35% against Bitcoin (BTC) over the past year, and the downtrend may still have further to go.

Key takeaways: ETH may plunge another 40% as it mirrors the 2025 bear trend setup. Rising Ether reserves on Binance, even as Bitcoin reserves decline, add to the case for further ETH downside.

ETH risks 40% decline after topping near multi-year trend line
ETH/BTC remains stuck below a multi-year descending trend line

that has capped every breakout attempt since 2022, including one that preceded the nearly 70% decline between 2024 and 2025.

A similar setup now appears to be taking shape again.

After retesting the same trend line in August 2025, ETH/BTC was rejected near a confluence of resistance that included the 0.382 Fibonacci retracement level and the 50-month exponential moving average (50-month EMA, red).

The pair has since turned lower and slipped back below its 20-month EMA (green) support near 0.034 BTC, a sign that sellers continue to dominate the trend.

[Read more...](#)

Bitcoin Miner IREN Secures \$3.4 Billion Nvidia AI Deal, With \$2.1 Billion Share Option

Nvidia gains rights to invest up to \$2.1 billion in IREN as companies race to lock down massive AI compute capacity.

Nvidia and IREN Limited announced a \$3.4 billion cloud services deal, with plans to deploy up to 5 gigawatts of AI infrastructure using Nvidia's DSX architecture.

Nvidia received a five-year option to purchase up to 30 million IREN shares at \$70 per share, representing potential investment rights of \$2.1 billion.

IREN stock surged in after-hours trading, but the buzz cooled after IREN shared its earnings miss afterwards.

Nvidia and Bitcoin mining firm turned AI compute provider IREN Limited announced a deal late Thursday to deploy up to 5 giga-

watts of next-generation AI infrastructure.

The partnership centers on deploying Nvidia's DSX architecture across IREN's global data center pipeline, with implementation beginning at the company's 2-gigawatt Sweetwater campus in Texas. As part of the agreement, Nvidia received a five-year option to purchase up to 30 million IREN shares at \$70 per share.

The deal structure extends beyond equity rights. IREN will provide Nvidia with \$3.4 billion in managed GPU cloud services over five years for the chipmaker's internal AI and research workloads.

"AI factories are becoming foundational infrastructure for the global economy," Nvidia founder and CEO Jensen Huang said.



[Read more...](#)

Tether Ramps Up Wallet Freezes, Blocking Over \$500M In USDT



Once frozen, a Tether-blacklisted wallet almost never comes back. Only 3.6% of addresses placed on the blocklist in 2025 were later removed, according to BlockSec data.

More than half of the funds tied to those wallets were permanently destroyed using the contracts' "destroy-BlackFunds" function — a detail that underscores just how final these enforcement actions tend to be.

Freezes Surge Across Tron And Ethereum
In the past 30 days alone, Tether froze over \$514 million in USDT across 370 addresses on the Ethereum and Tron networks.

BlockSec's USDT Freeze Tracker shows 328 of those addresses were on Tron, with about \$506 million locked there.

Ethereum accounted for 42 addresses and \$8.73 million. The gap between the two networks points to Tron as the main front in Tether's enforcement push.

The pace is picking up. All of 2025 saw Tether blacklist 4,163 addresses and freeze a combined \$1.26 billion. At the current rate, that annual total could be surpassed well before December.

A broader study covering 2023 through 2025 put the cumulative figure at roughly \$3.3 billion across 7,268 addresses — far ahead of rival stablecoin issuer Circle over the same period.

Seeing Tether freeze over \$500M in USDT across Tron and Ethereum really shows how much compliance still shapes crypto behind the scenes.

[Read more...](#)

International Crackdown Takes Down Nine Crypto Investment Scam Centers, Leads to Arrest of 276 Individuals

Law enforcement authorities arrested at least 276 individuals following an international crackdown that targeted scam centers engaged in cryptocurrency investment fraud schemes.

In a statement, the US Justice Department says that a cooperation between the FBI, Dubai Police Department and Chinese Ministry of Public Security led to the dismantling of at least nine crypto scam centers that targeted Americans.

Among those apprehended is Burmese national Thet Min Nyi who is believed to be a manager and recruiter for the Ko Thet Company that

allegedly operated several scam centers. The coordinated effort also led to the arrest of Indonesia nationals Wiliang Awang, Andreas Chandra and Lisa Mariam. All four were charged with federal fraud and money laundering in San Diego on April 29th.

The DOJ says the defendants worked for and recruited others to work for Ko Thet Company, Sanduo Group and Giant Company that are allegedly connected with crypto scam centers engaged in pig butchering, a type of fraud that involves gaining the victims' trust before persuading them to use their money on fake investments.



[Read more...](#)



WWW.PLATINUMCRYPTOACADEMY.COM