


iCHECK

Implant Stability Meter

Insightful and precise control

Abandoning the traditional detection method using torque wrenches. Simplified measurement, more convenient operation. Utilizing tapping technology and an automatic safety system, it is used to examine the early integration of implants.




Smart monitoring

Data is obtained after 6 taps
When stability is less than 59
The tapping rod will stop after just 2 taps and enter the protection program



Three color smart indicator


Red data **01~59** substandard
Yellow data **60~64** to be observed
Green data **65~99** complaint



Say good-bye to complexity by One-click Quick Check

Comparison of measuring steps

VS



iCHECK
Measurement Method

Measuring by one click
as soon as turn on

- 1 Uninstall abutment

- 2 Install measuring rod

- 3 Measuring

- 4 Uninstall measuring rod

- 5 Install abutment

Tradition steps

