



Click on each item for more detail

# APRIL 2026 LABOR MARKET REVIEW

APRIL 2026



**4.0%**  
Unemployment Rate

**421,878**  
Labor Force

**16**  
Avg. Weeks Return to Work (Last 12 Mos.)

**935**  
Active UI Claimants

**1,200**  
Jobs Added

**-400**  
Jobs Lost

**53 Hot Jobs**  
FY 2026



**1,420**  
Current Job Openings

Click on each item for more detail

QUARTER

**415**  
Number of Grads  
2025Q2

**\$1,029**  
Avg. Weekly Wage  
2025Q4

**87.7**  
Cost of Living Index  
2026Q1

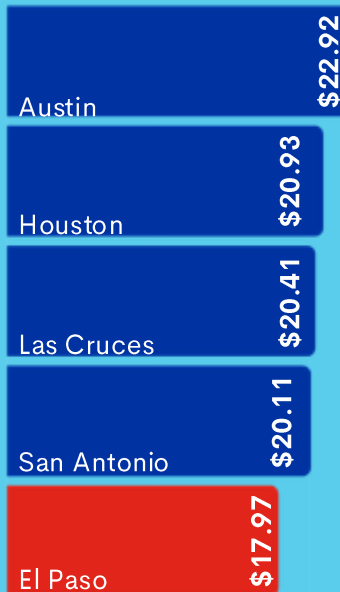
Click on each item for more detail

ANNUAL

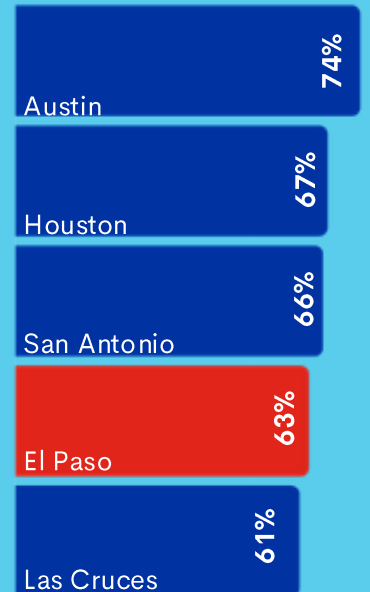
**\$17.97**  
Living Wage

**\$17.04**  
Median Wage

Median vs WSB  
Living Wage



Living Wage FY26  
Comparison



Labor Force  
Participation 2024

Click on each item for more detail



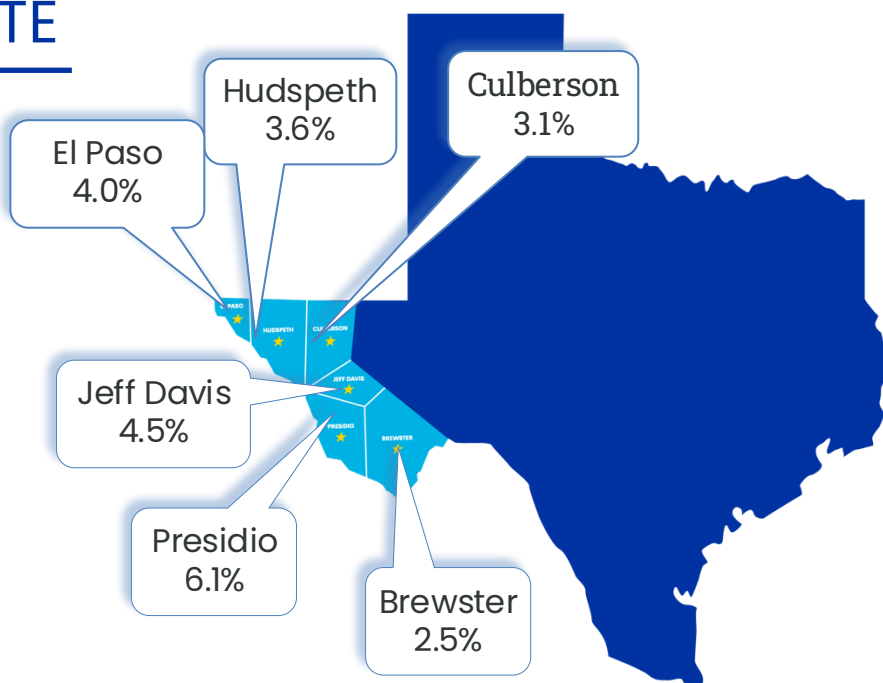
# APRIL 2026 LABOR MARKET REVIEW

## LABOR FORCE, EMPLOYMENT & UNEMPLOYMENT

		April 2026				March 2026				April 2025			
		Labor Force	Employment	Unemployment	Rate	Labor Force	Employment	Unemployment	Rate	Labor Force	Employment	Unemployment	Rate
Texas	State	15,867,910	15,235,151	632,759	4.0	15,852,169	15,203,169	649,000	4.1	15,903,872	15,309,900	593,972	3.7
El Paso	MSA	421,878	404,929	16,949	4.0	421,889	404,382	17,507	4.1	422,386	405,749	16,637	3.9
Borderplex	WDA	432,086	414,767	17,319	4.0	431,895	414,022	17,873	4.1	432,434	415,441	16,993	3.9
Brewster	County	5,809	5,662	147	2.5	5,723	5,574	149	2.6	5,688	5,550	138	2.4
Culberson	County	1,112	1,078	34	3.1	1,102	1,065	37	3.4	1,108	1,065	43	3.9
El Paso	County	420,740	403,832	16,908	4.0	420,797	403,328	17,469	4.2	421,271	404,675	16,596	3.9
Hudspeth	County	1,138	1,097	41	3.6	1,092	1,054	38	3.5	1,115	1,074	41	3.7
Jeff Davis	County	646	617	29	4.5	612	583	29	4.7	639	616	23	3.6
Presidio	County	2,641	2,481	160	6.1	2,569	2,418	151	5.9	2,613	2,461	152	5.8
El Paso	City	334,260	321,126	13,134	3.9	334,156	320,725	13,431	4.0	334,460	321,796	12,664	3.8
Socorro	City	18,995	18,287	708	3.7	19,047	18,264	783	4.1	19,084	18,325	759	4.0

## UNEMPLOYMENT RATE

**4.0%**  
EL PASO, MSA  
UNEMPLOYMENT RATE

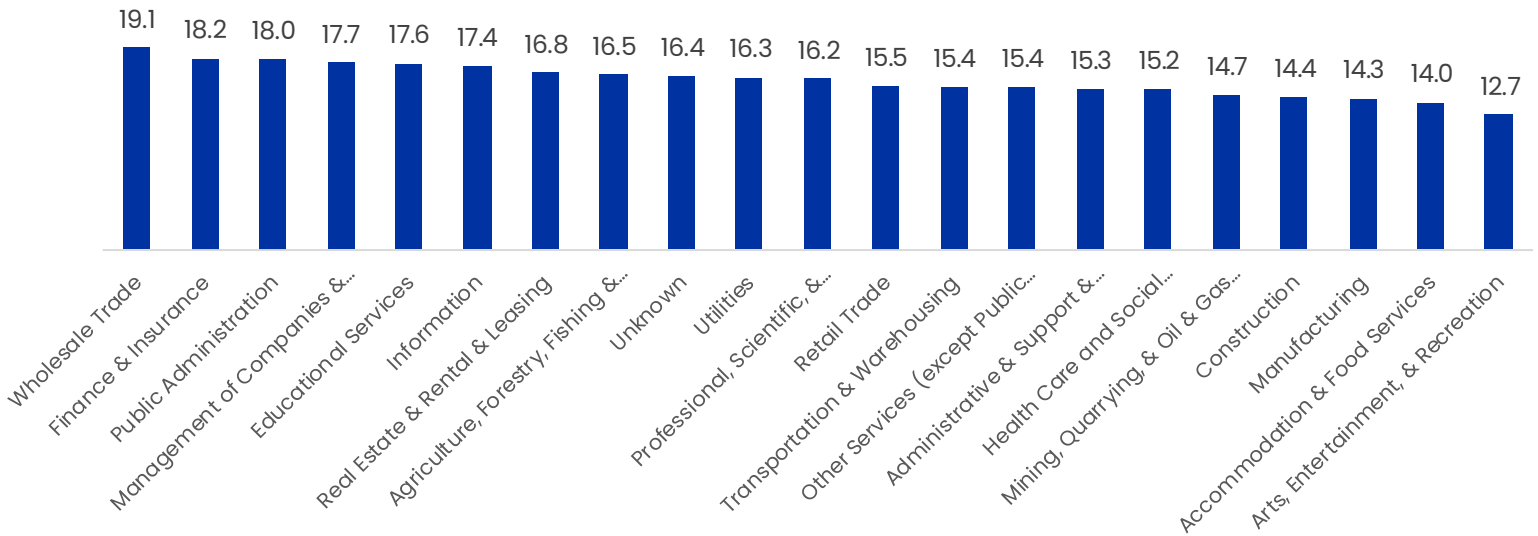




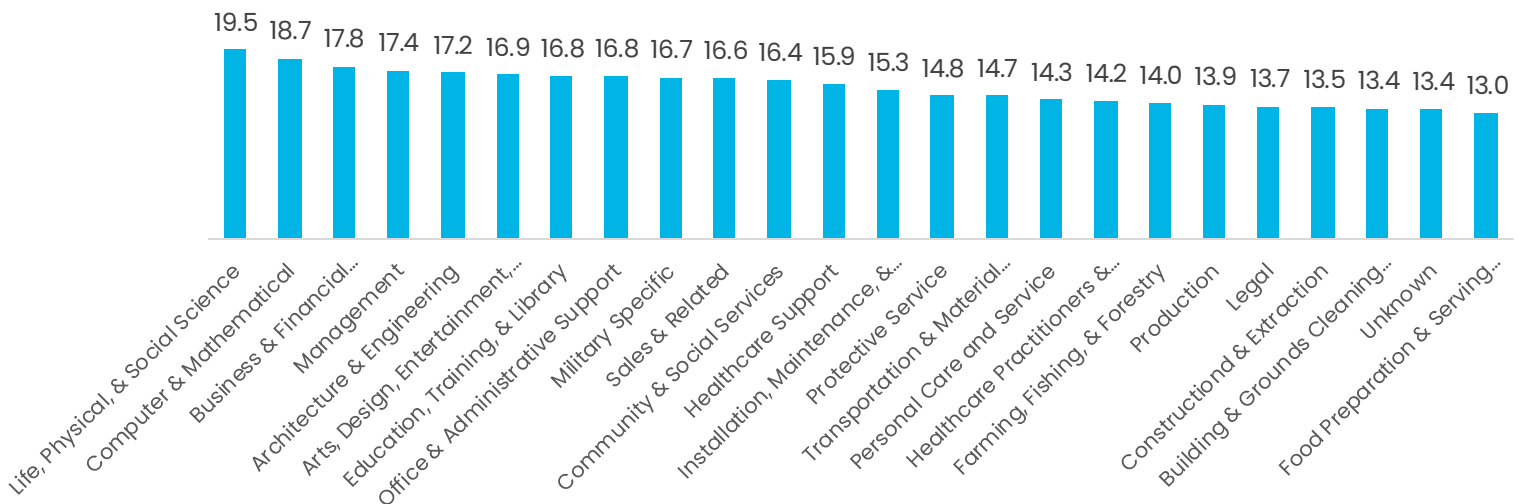
# APRIL 2026 LABOR MARKET REVIEW

## RETURN TO WORK (LAST 12 MOS.)

### By Industry



### By Occupation





# APRIL 2026 LABOR MARKET REVIEW

## UNEMPLOYMENT INSURANCE CLAIMANT DATA

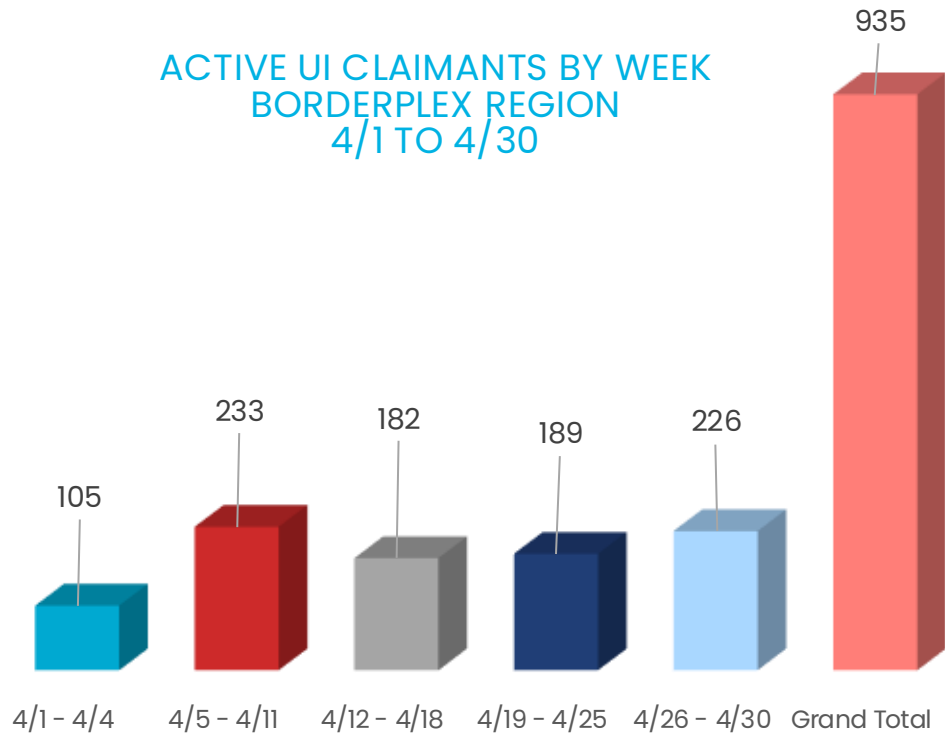
This report reflects the **Borderplex Region**.  
Including these 6 counties:

- Brewster
- Culberson
- El Paso
- Hudspeth
- Jeff Davis
- Presidio

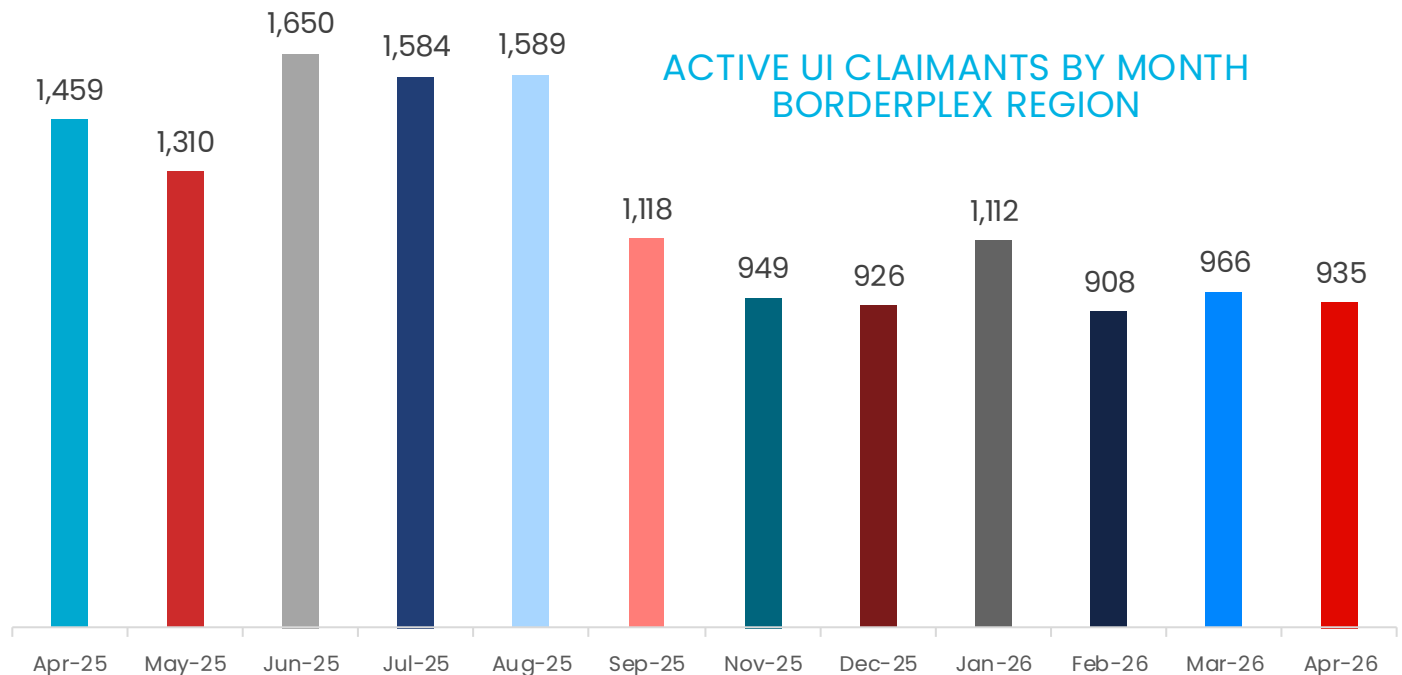
An Active Claimant is someone who meets any of these conditions:

- Claimant had to have a payment within 21 days
- The most recent Claimant certified date is within 21 days
- The claim status date is within 28 days

ACTIVE UI CLAIMANTS BY WEEK  
BORDERPLEX REGION  
4/1 TO 4/30



ACTIVE UI CLAIMANTS BY MONTH  
BORDERPLEX REGION

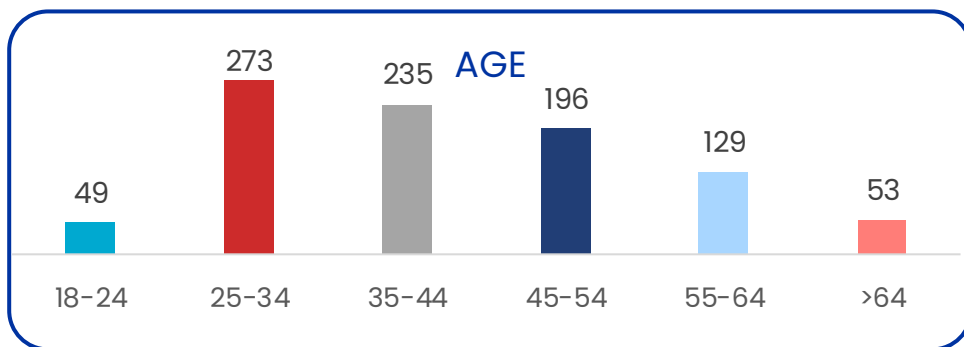
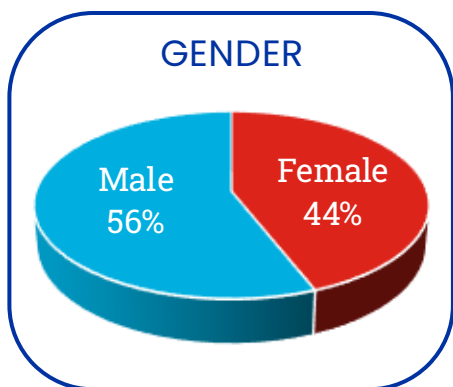




# APRIL 2026 LABOR MARKET REVIEW

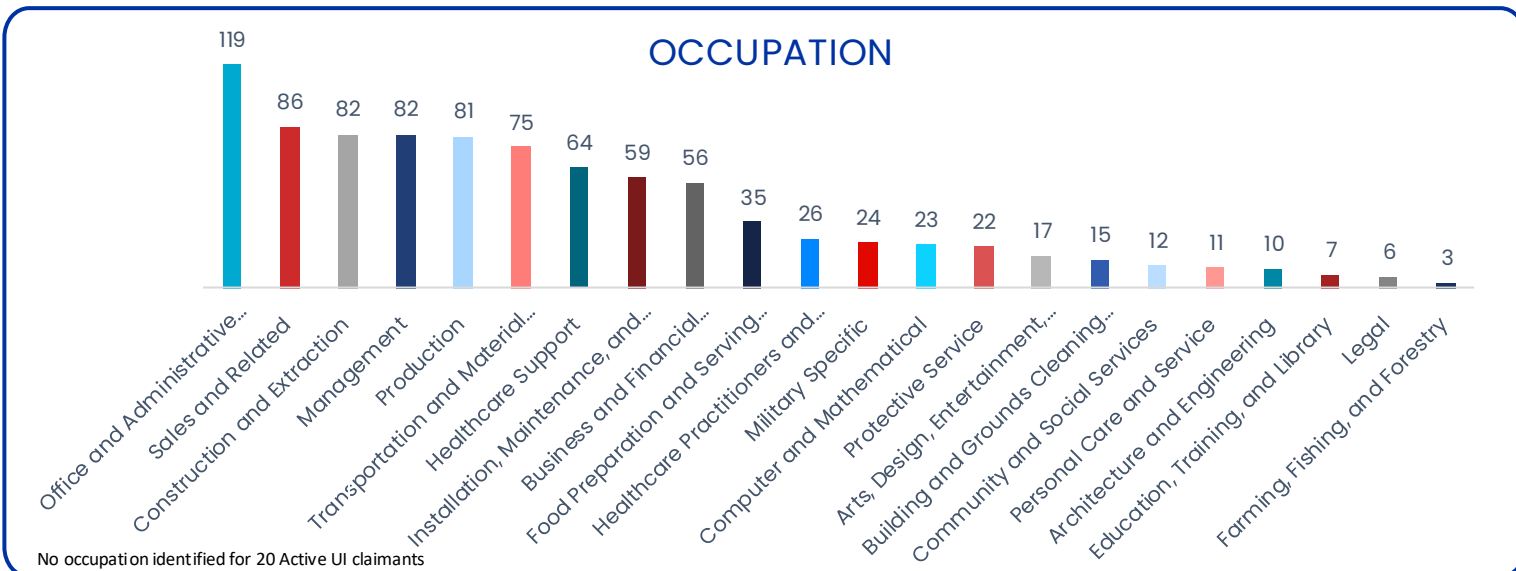
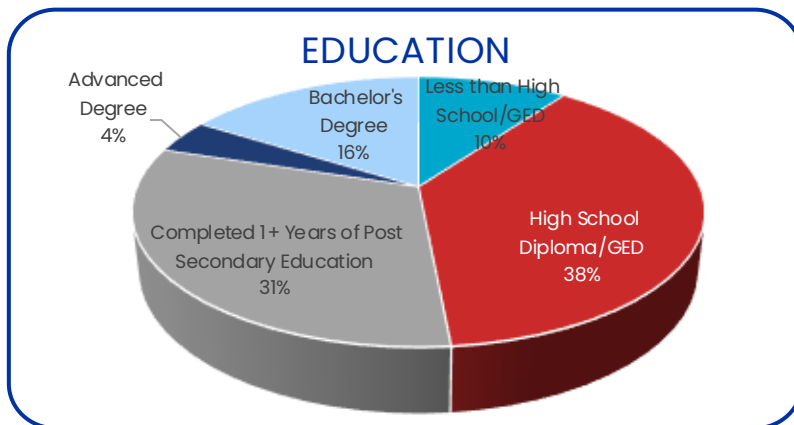
## UNEMPLOYMENT INSURANCE CLAIMANT DATA

### ACTIVE UI CLAIMANTS BY WEEK BORDERPLEX REGION 4/1 TO 4/30



An Active Claimant is someone who meets any of these conditions:

- Claimant had to have a payment within 21 days
- The most recent Claimant certified date is within 21 days
- The claim status date is within 28 days

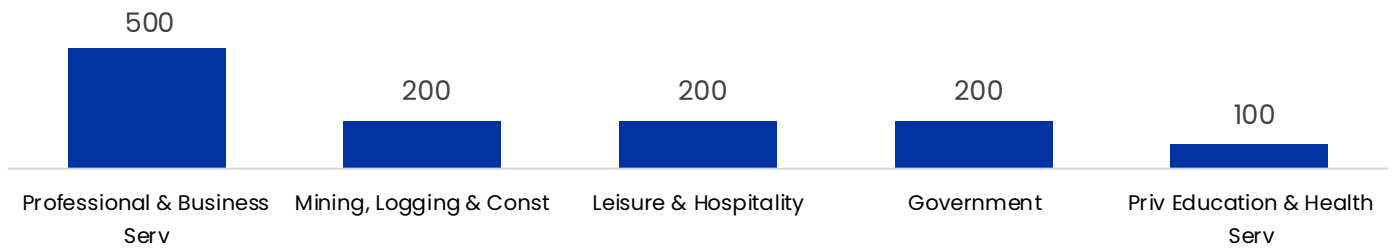




# APRIL 2026 LABOR MARKET REVIEW

## JOBS ADDED

### INDUSTRIES SECTORS THAT ADDED JOBS




### TOP 5 JOB POSTINGS IN THE EL PASO, TX MSA


Occupation	Vacancies	Median Hourly Earnings BLS 2024
Retail Salespersons	618	\$13.43
Registered Nurses	544	\$39.13
First-Line Supervisors of Retail Sales Workers	452	\$17.42
Fast Food and Counter Workers	358	\$10.82
First-Line Supervisors of Food Preparation and Serving Workers	342	\$15.14

## JOBS LOST

### INDUSTRIES SECTORS THAT LOST JOBS



### TOP 5 UNEMPLOYMENT CLAIMANTS OCCUPATIONS

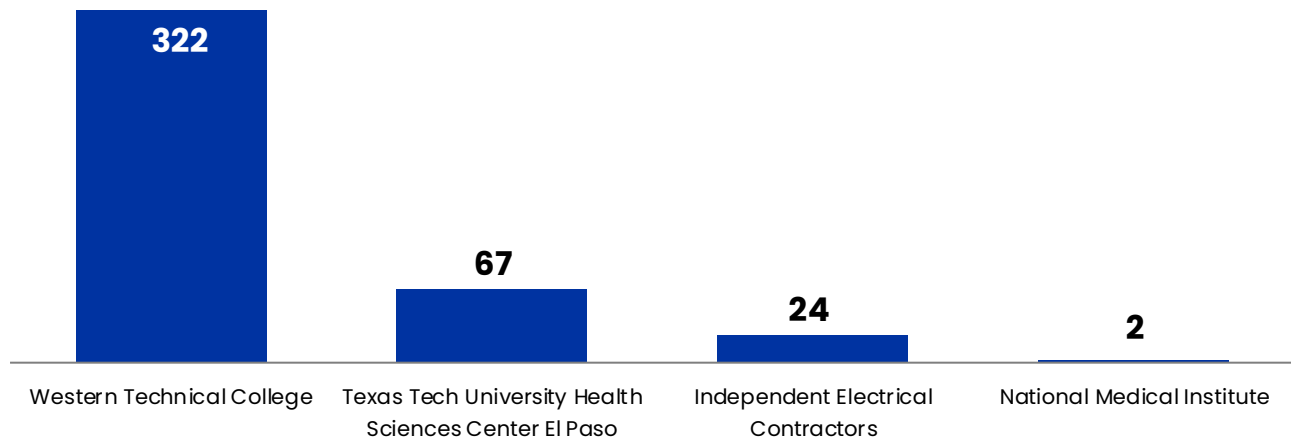


No occupation identified for 20 Active UI claimants

# APRIL 2026 LABOR MARKET REVIEW



## NUMBER OF GRADUATES (Apr – Jun 2025, Q2)



## THANK YOU TO OUR SURVEY PARTICIPANTS!

- WESTERN TECHNICAL COLLEGE
- TEXAS TECH UNIVERSITY HEALTH SCIENCES CENTER EL PASO
  - INDEPENDENT ELECTRICAL CONTRACTORS
  - NATIONAL MEDICAL INSTITUTE



# APRIL 2026 LABOR MARKET REVIEW

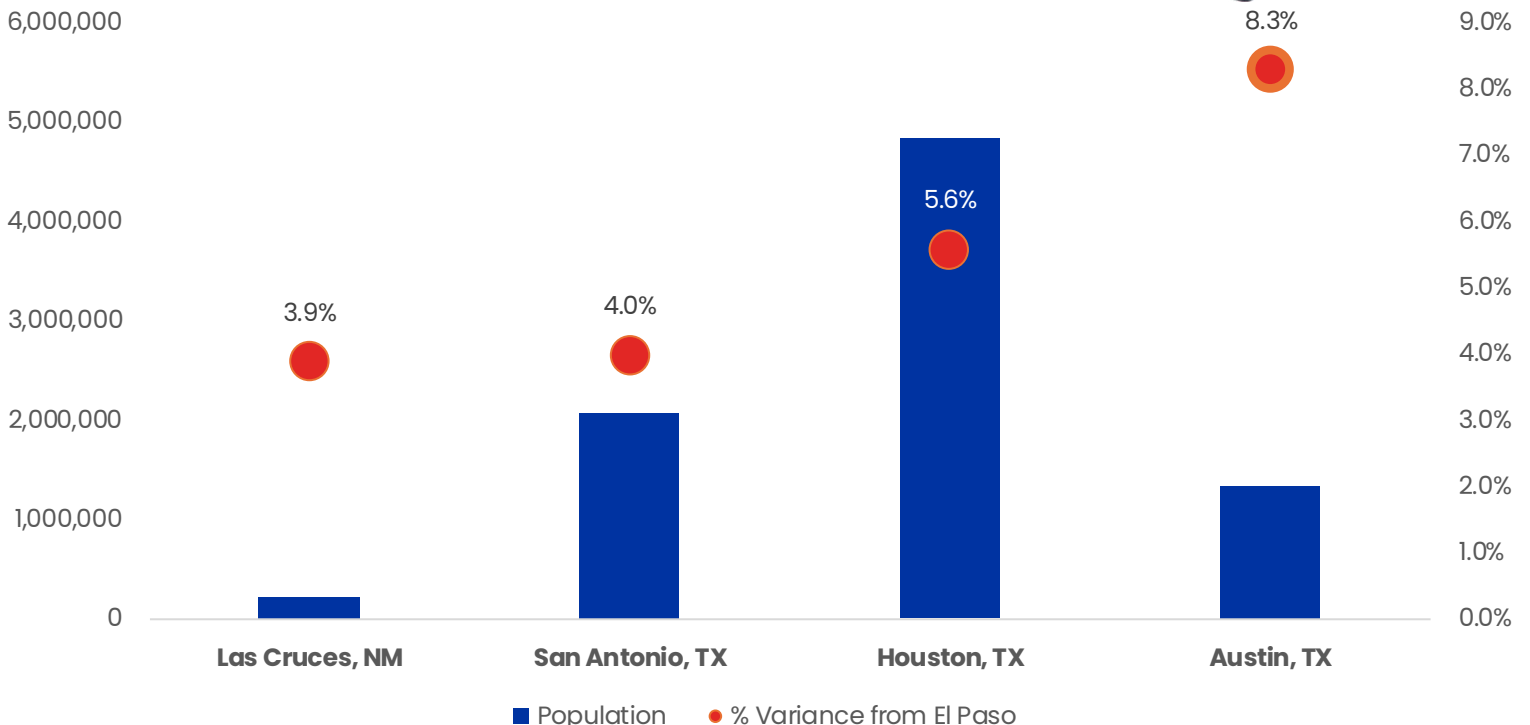
## AVERAGE WEEKLY WAGES (Q4 2025)

Average Weekly Wage (4 <sup>th</sup> Quarter 2025)					
	Q4 2025	Q3 2025	Q4 2024	Quarterly Change	Yearly Change
Borderplex	\$ 1,029	\$994	\$989	\$35	\$40
Texas	\$1,549	\$1,444	\$1,488	\$105	\$61
USA	N/A	\$1,459	\$1,506	N/A	N/A

## COST OF LIVING COMPARISON (2025)



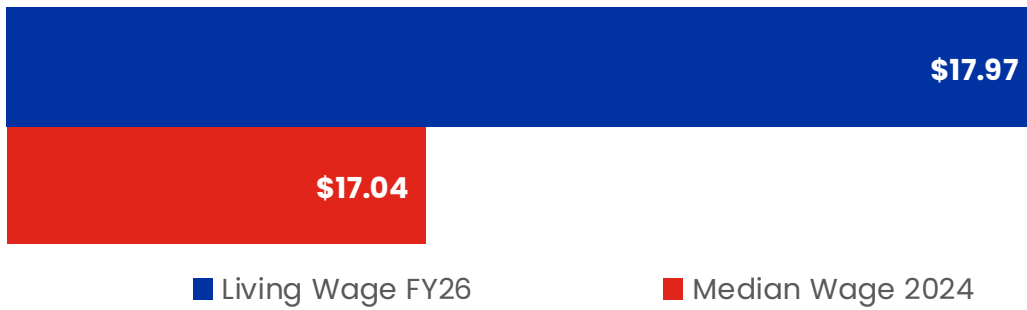
87.7  
El Paso, MSA  
[Cost of Living Calculator](#)



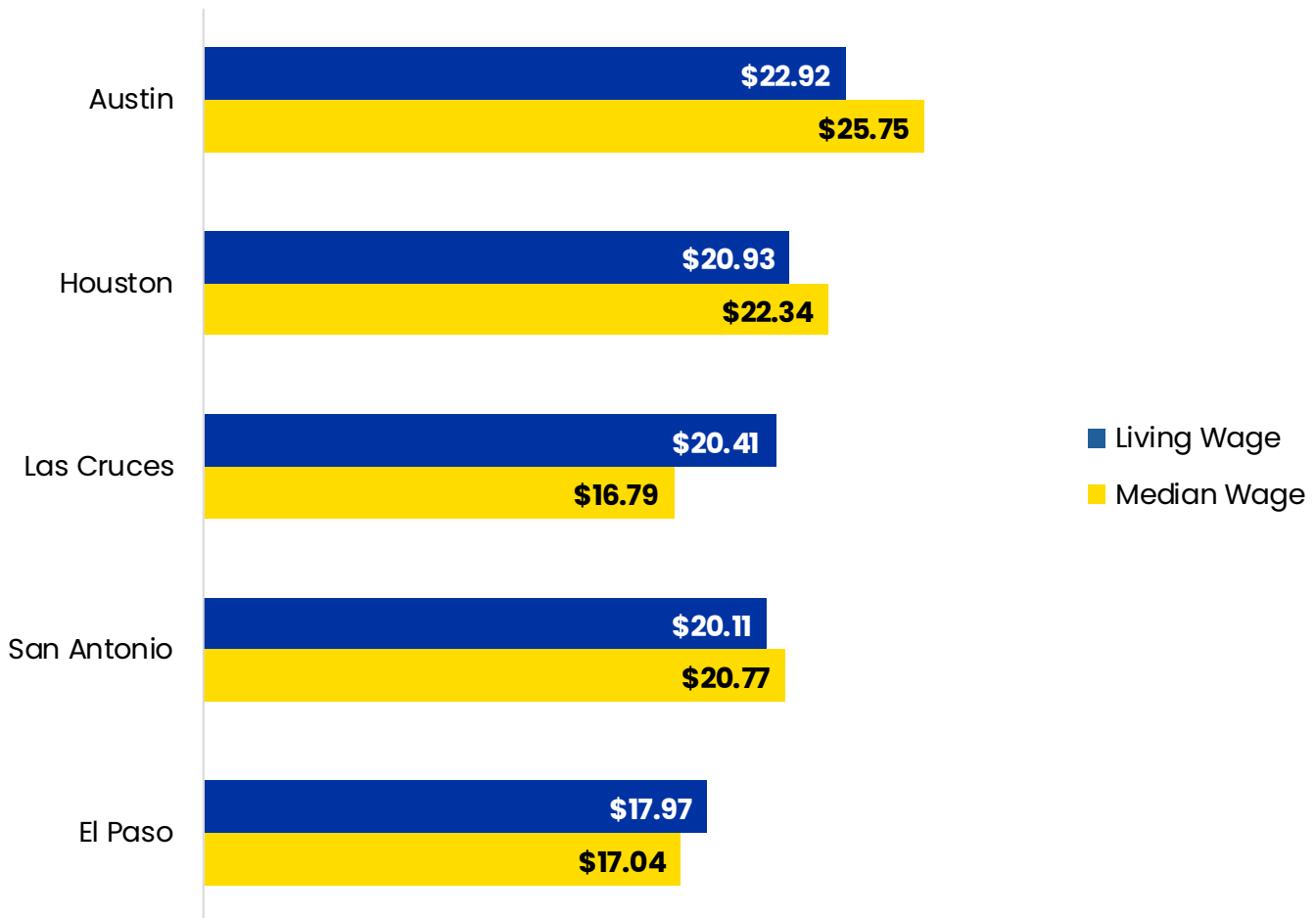


# APRIL 2026 LABOR MARKET REVIEW

## MEDIAN VS LIVING WAGE (FY26 VS 2024)



## LIVING WAGE COMPARISON (FY26)

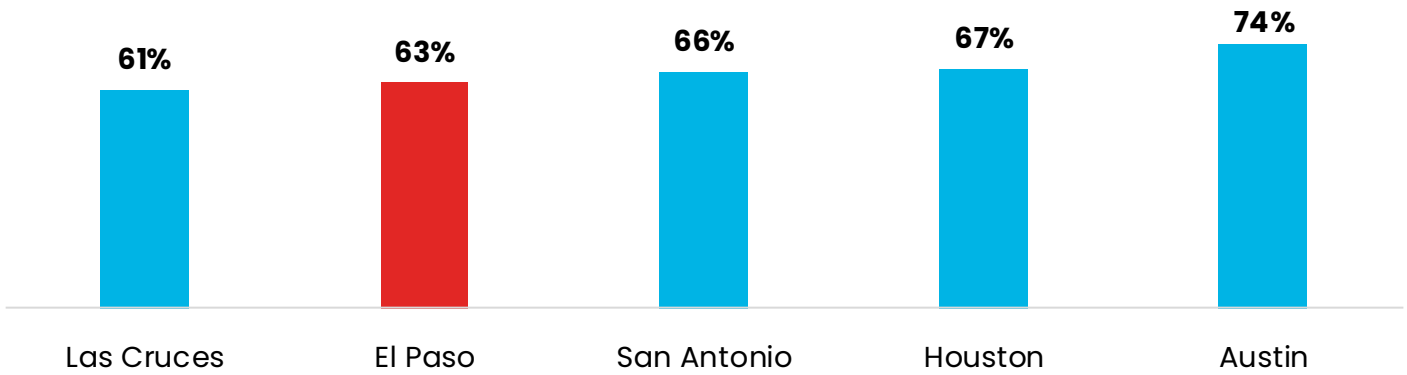




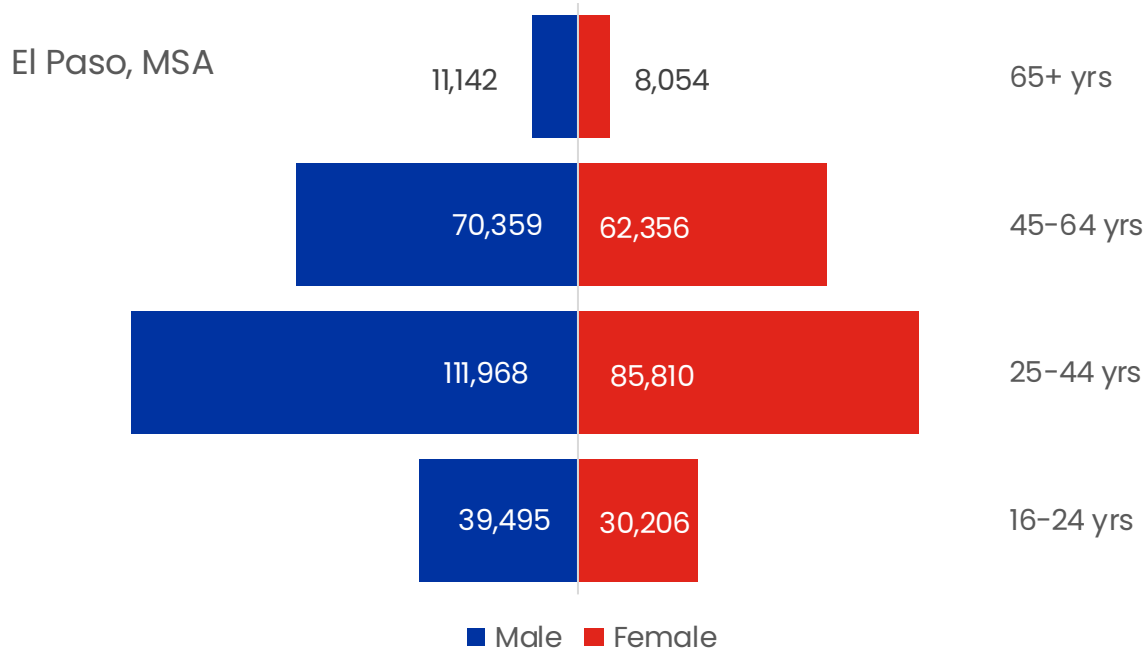
# APRIL 2026 LABOR MARKET REVIEW

## LABOR FORCE PARTICIPATION RATE (2024)

POPULATION OVER 16 YEARS, BY COUNTY



## LABOR FORCE DEMOGRAPHICS (2024)



# APRIL 2026 LABOR MARKET REVIEW



## WSB HOT JOBS (FY 2026)

### A HOT JOB HAS:

- AN ENTRY WAGE OF **\$17.97 OR MORE**
- **10% OR MORE** GROWTH IN THE NEXT 10 YEARS
- **20 OR MORE** ANNUAL JOB OPENINGS



WSB DIRECTS TRAINING FUNDS TOWARDS THESE OCCUPATIONS



UPDATED ANNUALLY



CURRENTLY 53 HOT JOBS



WSB CAN MAKE EXCEPTIONS AS NEEDED (LOCAL WISDOM)

[WSB HOT JOBS LINK](#) 

**2026 HOT JOBS**

YOUR *GUIDE* TO JOBS, PATHWAYS, AND TALENT IN THE BORDERPLEX

**Inside the 2026 Hot Jobs You'll Discover:**

-  **What Makes These Jobs So Hot:** Wages, Growth, and Opportunity
-  **Where You Fit In:** Pathways for Students, Jobseekers and Employers
-  **Your First Look** at AI-Enhanced Careers in the Borderplex region.

**WORKFORCE**  
SOLUTIONS BORDERPLEX  
A proud partner of the americanjobcenter network

 borderplexjobs.com

# APRIL 2026 LABOR MARKET REVIEW

## SOURCES

Labor Market & Career Information, Texas Workforce Commission April 2026, JobsEQ April 2026, Bureau of Labor Statistics May 2024, US Census 2024. To access previous reports, please visit our website: [Labor Market Reviews](#)

Equal Opportunity Employer/Program. Auxiliary aids and services are available upon request to individuals with disabilities. Relay Texas: 711 (Voice) or 1-800-735-2989 (TTY). Funded by all or in part of, the Department of Labor/ETA WIOA Formula Grants and Wagner-Peyser; the Department of Health and Human Services TANF and Child Care Development Fund; and the Food and Nutrition Service SNAP Employment & Training.

Igualdad de oportunidades de Empleo/Programas. Equipo auxiliar y servicios de apoyo están disponibles para personas con discapacidad al ser requeridos. Relay Texas: 711 (Voz) o 1-800-735-2989 (TTY). Este documento contiene información importante sobre los requisitos, los derechos, las determinaciones y las responsabilidades del acceso a los servicios del sistema de la fuerza laboral. Hay disponibles servicios de idioma, incluida la interpretación y la traducción de documentos, sin ningún costo y a solicitud.

