

 **Beta**
WORKER

2025/2



**PROMOCIÓN VÁLIDA DEL
01/09/2025 AL 28/02/2026**

Precios IVA no incluido (Península y Baleares).

Beta Worker es la gama de herramientas desarrollada para satisfacer las necesidades de los profesionales, aportando soluciones esenciales y funcionales, basadas en una excelente relación calidad/precio.



LA NUEVA CARRACA DE Beta



La gama se ha mejorado aún más, alcanzando así estándares de calidad cada vez más altos gracias a la incorporación de la **NUEVA CARRACA DE BETA**. Fabricada en las fábricas de Beta en Italia, la carraca destaca por su alto rendimiento y su nuevo diseño con palanca curva y mango ergonómico. Estas características garantizan comodidad y facilidad de uso en cualquier lugar, incluso en espacios reducidos.



Además, la gama de cajoneras móviles con surtidos es aún más exclusiva con la introducción de la **LLAVE COMBINADA ICÓNICA DE BETA, ART. 42**, para ofrecer las mejores soluciones posibles tanto en calidad como en prestaciones.

LA LLAVE COMBINADA ICÓNICA DE Beta



ÍNDICE

PUNTAS Y SOBRE DE HERRAMIENTAS



3-4

LLAVES DE VASO EN MALETINES



4-9

MALETAS Y CAJAS DE HERRAMIENTAS Y TROLLEYS



10-19

CARROS CON SURTIDO



20-37

SURTIDO C45PRO 2.0



38

012566122



BW 1256/C21-1

Juego de 21 puntas con portapuntas magnético, en estuche de plástico

X
22



18,00 €

●	BW 1256LP	1,5-2-2,5 mm
⊕	BW 1256PH	PH0-PH1
⊕	BW 1256PZ	PZ0-PZ1
○	BW 1256PE	0,7-0,9-1,3-1,5-2-2,5-3 mm
⊗	BW 1256TX	T4-T5-T6-T7
⊗	BW 1256RTX	T8-T10-T15
4 mm		99 mm

008606992



BW 860EA/31

Juego de 30 puntas con portapuntas magnético, en estuche de plástico

X
31



20,50 €

●	BW 861LP	0,5x3-0,6x4,5-0,8x5,5-1,0x5,5-1,2x6,5-1,6x8 mm
⊕	BW 861PH	1-2-3
⊕	BW 861PZ	1-2-3
○	BW 861PE	2-3-4-5-6-8 mm
⊗	BW 861TX	T8-T9-T10-T15-T20-T25-T27-T30-T40
○	BW 861PQ	1-2-3 mm
	BW 882M1	○ 1/4 - ● 1/4

008616961



BW 861/C61

Juego de 60 puntas con portapuntas magnético, en estuche de bolsillo

X
61



32,00 €

●	BW 861LP	0,5x3 (2)-0,5x4(2)-0,6x4,5(2)-0,8x5(2)-1,0x5,5(2)-1,0x6(2)-1,6x8(2) mm
⊕	BW 861PH	PH0(2)-PH1(7)-PH2(7)-PH3(2)
⊕	BW 861PZ	PZ0(2)-PZ1(3)-PZ2(3)-PZ3(2)
○	BW 861PE	1,5-2-2,5-3-4-4,5-5-5,5-6-8 mm
⊗	BW 861TX	T9-T10-T15-T20-T25 T27-T30-T40
	BW 882M1	○ 1/4 - ● 1/4

008616998



861/C100

Juego de 98 puntas con 2 portapuntas, en estuche

X
100



50,00 €

●	861LP	3-4-4,5-5,5(x3)-6,5(x2)-8(x2) mm
⊕	861PH	PH0(X2)-PH1(X3)-PH2(X3)-PH3(X2)-PH4
⊕	861PZ	PZ1(X3)-PZ2(X3)-PZ3(X2)-PZ4
○	861PE	2-2,5(x2)-3(x2)-4(x2)-5(x2)-6(x2)-8-10 mm
⊗	861TX	T6-T7-T8-T9-T10(X2)-T15-T20(X2)-T25(X2)-T27-T30(X2)-T40(X2)
⊗	861RTX	T6-T7-T8-T10-T15-T20-T25-T27-T30-T40
○	861XZN	M5-M6-M8
⊕	861TQS	0-1-2-3-4-5-6-8-10
⊕	861TRW	1-2-3-4-5-6
●	861SP	4-6-8-10-12
●	861SQ	0-1(x2)-2(x2)-3
		○ 1/4 - ● 1/4 (X2)

020026920



BW 2002/B20

Sobre enrollable de tela,
con surtido de 20 herramientas

NEW

**X
20**

63,00 €

600x300 mm



	BW 42	⊗	7-8-10-13-17-19 mm
	BW 96/SC9	○	1,5-2-2,5-3-4-5-6-8-10 mm
	BW 1150BM	=	180 mm
	1201E	●	0,8x4x100 mm
	1202E	⊕	PH1x80 - PH2x100 mm
	BW 1128BMX		150 mm

1/4"

009036142

BW 903E/C42

Surtido de 13 vasos hexagonales,
18 puntas, 4 llaves Allen acodadas
y 7 accesorios,
en maletín de plástico

**X
42**

	BW 900	○	4-4,5-5-5,5-6-7-8-9-10-11-12-13-14 mm
	900E/55	⊗	125 mm
	BW 900/25		
	BW 900/20		50 mm
	BW 900/20L		100 mm
	BW 900/42		115 mm
	BW 900/30		150 mm
	BW 96	○	1,3-1,5-2-2,5 mm
	BW 895/1	□ 1/4 - ○ 1/4	
	BW 861LP	●	⊗ 0,6x4-0,8x5,5-1,2x6,5 mm
	BW 861PH	⊕	⊗ PH1-PH2-PH3
	BW 861PZ	⊕	⊗ PZ1-PZ2-PZ3
	BW 861PE	○	⊗ 3-4-5-6 mm
	BW 861TX	⊕	⊗ T10-T15-T20-T25-T30



48,00 €









190x160x60 mm

009136133

3/8"

BW 913E/C33

Surtido de 28 vasos hexagonales y 5 accesorios, en maletín de plástico

	BW 910A	○	6-7-8-9-10-11-12-13-14-15-16-17-18-19-20-21-22-24 mm
	BW 910AL	○	8-9-10-12-13-14-17-19 mm
	BW 956C	○	16 mm (5/8") 21 mm (13/16")
	910E/55	⊗	204 mm
	BW 910/25		
	BW 910/20		75 mm
	BW 910/22		150 mm
	BW 920/15F	□ 1/2" - ■ 3/8"	

**X
33**



66,00 €

285x210x84 mm

009236125

1/2"

BW 923E/C25

Surtido de 20 vasos hexagonales y 5 accesorios, en maletín de plástico

	BW 920A	○	8-9-10-11-12-13-14-15-16-17-18-19-20-21-22-23-24-27-30-32 mm
	920E/55	⊗	267 mm
	BW 920/25		
	BW 920/21		125 mm
	BW 920/22		250 mm
	BW 910/16F	□ 3/8" - ■ 1/2"	

**X
25**



80,00 €

285x210x84 mm




009236028

1/2" 

BW 923E-PE/C18

Surtido de 18 vasos con punta Allen, en maletín de plástico

70,00 €

 55 mm	BW 920PE	○	4-5-6-7-8-10-12-14-17-19 mm
 100 mm	BW 920PE-L	○	4-5-6-7-8 mm
 140 mm	BW 920PE-XL	○	10-12-14 mm

X
18

285x210x84 mm






009236018

1/2" 

BW 923E-TX/C18

Surtido de 18 vasos con punta Torx®, en maletín de plástico

63,00 €

 55 mm	BW 920TX	⊗	T20-T25-T27-T30-T40-T45-T50-T55-T60-T70
 100 mm	BW 920TX-L	⊗	T20-T25-T27-T30-T40
 140 mm	BW 920TX-XL	⊗	T45-T50-T55

X
18

285x210x84 mm





009236017

1/2"  

BW 923E-FTX/C17

Surtido de 8 vasos Torx® y 9 vasos con punta Torx®, en maletín de plástico

45,00 €

	BW 920FTX	⊗	E10-E12-E14-E16-E18-E20-E22-E24
	BW 920TX	⊗	T20-T25-T27-T30-T40-T45-T50-T55-T60

X
17

285x210x84 mm



009286017 **3/4"**
BW 928E/C17

Surtido de 12 vasos hexagonales y 5 accesorios, en maletín de plástico

**X
17**

219,00 €

	BW 928A	○	22-24-27-30-32-34-36 38-41-46-50-55 mm
	BW 928/55	⊕	500 mm
	BW 928/25		
	BW 928/21		100 mm
	BW 928/22		200 mm
	BW 928/42		455 mm

555x370x92 mm











009036198 **1/4"** **1/2"**
BW 903E/C98

Surtido de 45 vasos hexagonales, 35 puntas, 4 llaves Allen acodadas y 14 accesorios, en maletín de plástico
















**X
98**

135,00 €








1/4"

	BW 900	○	4-4,5-5-5,5-6-7-8-9-10-11-12-13-14 mm
	BW 900L	○	6-7-8-9-10-11-12-13 mm
	900E/55	⊕	125 mm
	BW 900/25		
	BW 900/20		50 mm
	BW 900/20L		100 mm
	BW 900/30		150 mm
	BW 900/42		115 mm

375x295x84 mm

	BW 910/16F	□ 3/8" - ■ 1/2"
	BW 895/6	□ 1/2" - ◇ 5/16"
	BW 895/1	□ 1/4" - ◇ 1/4"
	BW 892/0	● 1/4" - ■ 1/4"
	BW 861PH	⊕ PH1-PH2
	BW 861PZ	⊕ PZ1-PZ2
	BW 861PE	○ 3-4-5-6 mm
	BW 861LP	● 0,6x4-0,8x5,5-1,2x6,5 mm
	BW 861TX	⊕ T10-T15-T20-T25-T27-T30
	BW 866LP	● 1,6x8-1,6x10-2,0x12 mm
	BW 866PH	⊕ PH3-PH4
	BW 866PZ	⊕ PZ3-PZ4
	BW 866PE	○ 7-8-10-12-14 mm
	BW 866TX	⊕ T40-T45-T50-T55-T60-T70
	BW 96	○ 1,3-1,5-2-2,5 mm

1/2"

	BW 920A	○	10-11-12-13-14-15-16-17-18-19-20-21- 22-24-27-30-32 mm
	BW 920AL	○	14-15-17-19-22 mm
	BW 956C	○	16 mm (5/8") - 21 mm (13/16")
	920E/55	⊕	267 mm
	BW 920/25		
	BW 920/21		125 mm
	BW 920/22		250 mm

009036070

1/4" 3/8" 1/2"

BW 903E/C170

Surtido de 74 vasos hexagonales,
42 puntas, 30 vasos con punta,
7 llaves Allen acodadas y 17 accesorios,
en maletín de plástico

**X
170**

229,00 €

453x375x90 mm



1/4"

	BW 900	○	4-4,5-5-5,5-6-7-8-9-10-11-12-13-14 mm
	BW 900L	○	4-5-6-7-8-9-10 mm
	900E/55	⊗	125 mm
	BW 900/25		
	BW 900/20		50 mm
	BW 900/20L		100 mm
	BW 900/30		150 mm
	BW 900/42		115 mm
	BW 900FTX	⊗	E4-E5-E6-E7-E8
	BW 900LP	●	0,8x4-1,0x5,5-1,2x6,5-1,2x8 mm
	BW 900PH	⊕	PH0-PH1-PH2
	BW 900PZ	⊕	PZ0-PZ1-PZ2
	BW 900ME	○	3-4-5-6 mm
	BW 900TX	⊗	T08-T09-T10-T15-T20-T25-T27-T30
	BW 900RTX	⊗	T08-T09-T10-T15-T20-T25-T27-T30

3/8"

	BW 910A	○	10-11-12-13-14-15-16-17-18-19 mm
	BW 910AL	○	10-11-12-13-14-15 mm
	BW 910FTX	⊗	E10-E11-E12-E14-E16
	BW 956E	○	18 mm (11/16")
	910E/55	⊗	204 mm
	BW 910/25		
	BW 910/22		150 mm

1/2"

	BW 920A	○	10-11-12-13-14-15-16-17-18-19-20-21-22-24-27-30-32 mm
	BW 920AL	○	16-17-18-19-22 mm
	BW 920FTX	⊗	E18-E20-E24
	BW 956C	○	16 mm (5/8") - 21 mm (13/16")
	920E/55	⊗	267 mm
	BW 920/25		
	BW 920/21		125 mm
	BW 920/22		250 mm
	BW 910/16F	□ 3/8" - ■ 1/2"	

	BW 96	○	0,9-1,5-2-2,5-3-4-5 mm
	BW 895/4	□ 3/8" - ○ 5/16"	
	BW 895/6	□ 1/2" - ○ 5/16"	
	BW 895/1	○ 1/4" - □ 1/4"	
	BW 892/0	● 1/4" - ■ 1/4"	
	BW 861RTX	⊗	T9-T10-T15-T20-T25-T27-T30-T40
	BW 861TX	⊗	T6-T7-T8
	BW 861RIBE	⊗	7-8-9 mm
	BW 861XZN	○	5-6-8 mm
	BW 866LP	●	1,6x8-1,6x10-2,0x12 mm
	BW 866PH	⊕	PH3-PH4
	BW 866PZ	⊕	PZ3-PZ4
	BW 866PE	○	7-8-10-12-14 mm
	BW 866TX	⊗	T40-T45-T50-T55-T60-T70
	BW 866RTX	⊗	T40-T45-T50-T55-T60-T70

020466316



1/2" 1/4"

BW 2046E/C116

Maleta portaherramientas de plástico con surtido de 116 herramientas para el mantenimiento general

X
116

219,00 €

453x375x90 mm



1/4"

	BW 900	○	4-4,5-5-5,5-6-7-8-9-10-11-12-13-14 mm
	BW 900L	○	6-7-8-9-10-11-12-13 mm
	900E/55	⊕	125 mm
	BW 900/25		
	BW 900/20		50 mm
	BW 900/20L		100 mm
	BW 900/30		150 mm
	BW 900/42		115 mm

1/2"

	BW 920A	○	10-11-12-13-14-15-16-17-18-19-20-21-22-24-27-30-32 mm
	BW 920AL	○	14-15-17-19-22 mm
	BW 956C	○	16 mm (5/8") - 21 mm (13/16")
	920E/55	⊕	267 mm
	BW 920/25		
	BW 920/21		125 mm
	BW 920/22		250 mm
	BW 910/16F	□ 3/8" - ■ 1/2"	
	BW 895/6	□ 1/2" - ○ 5/16"	

	BW 895/1	□ 1/4" - ○ 1/4"
	BW 892/0	● 1/4" - ■ 1/4"
	BW 861PH	⊕ 10 PH1-PH2
	BW 861PZ	⊕ 10 PZ1-PZ2
	BW 861PE	○ 10 3-4-5-6 mm
	BW 861LP	● 10 0,6x4-0,8x5,5-1,2x6,5 mm
	BW 861TX	⊕ 10 T10-T15-T20-T25-T27-T30
	BW 866LP	● 10 1,6x8-1,6x10-2,0x12 mm
	BW 866PH	⊕ 10 PH3-PH4
	BW 866PZ	⊕ 10 PZ3-PZ4
	BW 866PE	○ 10 7-8-10-12-14 mm
	BW 866TX	⊕ 10 T40-T45-T50-T55-T60-T70
	BW 42	⊕ 7-8-9-10-11-12-13-14-15-16-17-18-19 mm
	BW 96/SC9	○ 1,5-2-2,5-3-4-5-6-8-10 mm

020476308



1/4" 1/2"

X
108

BW 2047E/C108

Maleta portaherramientas de plástico con surtido de 108 herramientas para el mantenimiento general

274,00 €

555x370x92 mm



1/4"

	BW 900	○	4-4,5-5-5,5-6-7-8-9-10-11-12-13-14 mm
	900E/55	⊕	125 mm
	BW 900/25		
	BW 900/20		50 mm
	BW 900/20L		100 mm
	BW 900/30		150 mm
	BW 900/42		115 mm

BW 860EA/31

	BW 861LP	0,5x3-0,6x4,5-0,8x5,5-1,0x5,5-1,2x6,5-1,6x8 mm
	BW 861PH	1-2-3
	BW 861PZ	1-2-3
	BW 861PE	2-3-4-5-6-8 mm
	BW 861TX	T8-T9-T10-T15-T20 T25-T27-T30-T40
	BW 861PQ	1-2-3 mm
	BW 882M1	○ 1/4 - ● 1/4



1/2"

	BW 920A	○	10-11-12-13-14-15-16-17-18-19-20-21-22-24-27-30-32 mm
	BW 956C	○	16 mm (5/8") - 21 mm (13/16")
	920E/55	⊕	267 mm
	BW 920/25		
	BW 920/21		125 mm
	BW 920/22		250 mm
	BW 910/16F	□ 3/8" - ■ 1/2"	

	BW 895/1	□ 1/4" - ○ 1/4"
	BW 42	7-8-9-10-11-12-13-14-15-16-17-18-19 mm
	BW 96/SC9	○ 1,5-2-2,5-3-4-5-6-8-10 mm
	BW 1048	250 mm
	BW 1082BM	160 mm
	BW 1150BM	180 mm
	BW 1166BM	160 mm
	1201E	3x75-4x100-5,5x125 6,5x150mm
	1202E	PH1-PH2
	BW 1370	300 g

020546011



1 1/4"

BW 2054E-100

Maleta portaherramientas con surtido de 100 herramientas para el mantenimiento general

- Termoformado de espuma incluido

259,00 €

400x300x140 mm



X
100

	BW 42	6-7-8-9-10-11-12-13-14-15-16-17-19 mm
	BW 96BPC/SC9	1,5-2-2,5-3-4-5-6-8-10 mm
	BW 1048	250 mm
	BW 1082BM	160 mm
	BW 1150BM	180 mm
	BW 1166BM	160 mm
	1201E	3x75-5,5x100-6,5x150 mm
	1202E	PH0x60-PH1x80-PH2x100 mm
	BW 1253	3,5x100 mm
	BW 1370	300 g
	BW 1692/3	3 m
	1770A	9 mm
	BW 1770RL	10x
	BW 1778SCL	170 mm
	BW 1725CR	150 mm

BW 860EA/31

1 1/4"

	BW 861LP	0,5x3-0,6x4, 5-0,8x5,5-1,0x5,5-1,2x6,5-1,6x8 mm
	BW 861PH	1-2-3
	BW 861PZ	1-2-3
	BW 861PE	2-3-4-5-6-8 mm
	BW 861TX	T8-T9-T10-T15-T20 T25-T27-T30-T40
	BW 861PQ	1-2-3 mm
	BW 882M1	○ 1/4 - ● 1/4



1 1/4"

	BW 882P/80	○ 1/4 - ● 1/4
	BW 895/1	○ 1/4 - □ 1/4
	BW 900	○ 4-4,5-5-5,5-6-7-8-9-10-11-12-13-14 mm
	BW 900/20	50 mm
	BW 900/20L	100 mm
	BW 900/25	
	BW 900/30	150 mm
	BW 900/42	115 mm
	900E/55	⊕ 125 mm

020546012



14" 3/8"

BW 2054E-128

Maleta portaherramientas con surtido de 128 herramientas para el mantenimiento general

- Termoformado de espuma incluido

299,00 €



BW 860EA/31

1/4"

⊖	⊖	BW 861LP	0,5x3-0,6x4,5-0,8x5,5-1,0x5,5-1,2x6,5-1,6x8 mm
+	+	BW 861PH	1-2-3
+	+	BW 861PZ	1-2-3
○	○	BW 861PE	2-3-4-5-6-8 mm
⊕	⊕	BW 861TX	T8-T9-T10-T15-T20 T25-T27-T30-T40
○	○	BW 861PQ	1-2-3 mm
○	○	BW 882M1	○ 1/4 - ● 1/4



BW 1256/C21-1

4 mm

⊖	⊖	BW 1256LP	1,5-2-2,5 mm
+	+	BW 1256PH	PH0-PH1
+	+	BW 1256PZ	PZ0-PZ1
○	○	BW 1256PE	0,7-0,9-1,3-1,5-2-2,5-3 mm
⊕	⊕	BW 1256TX	T4-T5-T6-T7
⊕	⊕	BW 1256RTX	T8-T10-T15
4 mm	⊖		99 mm



**X
128**

400x300x140 mm

	BW 42	⊖	7-8-9-10-11-12-13-14-15-16-17-19 mm
	BW 96BPC/SC9	○	1,5-2-2,5-3-4-5-6-8-10 mm
	BW 1048		250 mm
	BW 1082BM	⌘	160 mm
	BW 1150BM	≡	180 mm
	BW 1166BM	●	160 mm
	1201E	●	3x75-5,5x100-6,5x150 mm
	1202E	⊕	PH0x60-PH1x80-PH2x100 mm
	BW 1128BMX		150 mm
	BW 1370	⚒	300 g
	BW 1692/3		3 m
	1771		18 mm
	BW 1771RL		10x
	BW 1833S		105 mm (1 pila AA - no incluida)

1/4"

	BW 895/1	○ 1/4 - □ 1/4
	BW 900	○ 4-4,5-5-5,5-6-7-8-9-10-11-12-13 mm
	BW 900/20L	100 mm
	BW 900/25	
	BW 900/30	150 mm
	BW 900/42	115 mm
	900E/55	⊕ 125 mm

3/8"

	BW 910A	○ 14-15-17-18-19-22-24 mm
	BW 910/22	150 mm
	BW 910/25	
	910E/55	⊕ 204 mm
	BW 920/15F	□ 1/2" - ■ 3/8"

020546380



14"

BW 2054EL-106

Maleta portaherramientas con surtido de 106 herramientas para electrónica y electrotecnia

- Termoformado de espuma incluido

X
106

NEW

269,00 €



BW 860EA/31

14"

●	BW 861LP	0,5x3-0,6x4, 5-0,8x5, 5-1,0x5, 5-1,2x6, 5-1,6x8 mm
⊕	BW 861PH	1-2-3
⊕	BW 861PZ	1-2-3
○	BW 861PE	2-3-4-5-6-8 mm
⊕	BW 861TX	T8-T9-T10-T15-T20 T25-T27-T30-T40
○	BW 861PQ	1-2-3 mm
	BW 882M1	○ 1/4 - ● 1/4

400x300x140 mm



	BW 96/SC9	○	1,5-2-2,5-3-4-5-6-8-10 mm	
	BW 1253	●		
	BW 1777BMT			
	BW 1772RL/2		10x	
	1128FXS		145 mm	
	1150MQ	=	180 mm	
	1272MQF	⊕	PH1X80-PH2x100 mm	
	1274MQF	●	0,6x3,5x100-1,0x4,5x100-1,0x5,5x125-1,2x6,5x150 mm	
	BW 111		200 mm	
	BW 1692/3		3 m	
	1695XS		50 mm	

BW 1256/C21-1

4 mm

●	BW 1256LP	1,5-2-2,5 mm
⊕	BW 1256PH	PH0-PH1
⊕	BW 1256PZ	PZ0-PZ1
○	BW 1256PE	0,7-0,9-1,3-1,5-2-2,5-3 mm
⊕	BW 1256TX	T4-T5-T6-T7
⊕	BW 1256RTX	T8-T10-T15
4 mm		99 mm



14"

	BW 895/1	○ 1/4 - □ 1/4
	BW 900	○ 4-4,5-5-5,5-6-7-8-9-10-11-12-13-14 mm
	BW 900/20	50 mm
	BW 900/20L	100 mm
	BW 900/25	
	BW 900/30	150 mm
	BW 900/42	115 mm
	900E/55	⊕ 125 mm
	BW 882P/80	80 mm

±1000 V

020566000



1/4" 1/2"

BW 2056E

Maleta portaherramientas con surtido de 163 herramientas para el mantenimiento general

- Panel de herramientas interno extraíble
- Termoformado de espuma incluido

465x330x170 mm



389,00 €

020566120



1/4" 1/2"

BW 2056T/E

Trolley portaherramientas con surtido de 163 herramientas para el mantenimiento general

- Mango telescópico ajustable
- Panel de herramientas interno extraíble
- Termoformado de espuma incluido

429,00 €

465x330x225 mm



+
163
HERRAMIENTAS

	BW 42		8-9-10-11-12-13-14-15-16-17-18-19 mm		1202E		PH1x80-PH2x100 mm
	BW 96BPC/SC9		1,5-2-2,5-3-4-5-6-8-10 mm		1209E/PZ		PZ1x80-PZ2x100 mm
	BW 111		250 mm		BW 1128BMX		150 mm
	BW 1048		250 mm		BW 1253		3,5x100 mm
	BW 1082BM		160 mm		BW 1370		300 g
	BW 1150BM		180 mm		BW 1692/5		5 m
	BW 1166BM		160 mm		BW 1725CR		150 mm
	1201E		2,5x50-3x75-4x125-5,5x150-6,5x150-8x150 mm		1771		18 mm

1/4"

	BW 895/1		○ 1/4 - □ 1/4
	BW 900		○ 4-4,5-5-5,5-6-7-8-9-10-11-12-13-14 mm
	BW 900/20		50 mm
	BW 900/20L		100 mm
	BW 900/25		
	BW 900/30		150 mm
	BW 900/42		115 mm
	900E/55		⊗ 125 mm

1/2"

	BW 920A		○ 10-11-12-13-14-15-16-17-18-19-21-22-24 mm
	BW 920/21		125 mm
	BW 920/22		250 mm
	BW 910/16F		□ 3/8" - ■ 1/2"
	BW 920/25		
	920E/55		⊗ 267 mm

BW 861/C61

		BW 861LP	0,5x3 (2)-0,5x4(2)-0,6x4,5(2)-0,8x5(2)-1,0x5,5(2)-1,0x6(2)-1,6x8(2) mm
		BW 861PH	PH0(2)-PH1(7)-PH2(7)-PH3(2)
		BW 861PZ	PZ0(2)-PZ1(3)-PZ2(3)-PZ3(2)
		BW 861PE	1,5-2-2,5-3-4-4,5-5-5,5-6-8 mm
		BW 861TX	T9-T10-T15-T20-T25 T27-T30-T40
		BW 882M1	○ 1/4 - ● 1/4



BW 1256/C21-1

		BW 1256LP	1,5-2-2,5 mm
		BW 1256PH	PH0-PH1
		BW 1256PZ	PZ0-PZ1
		BW 1256PE	0,7-0,9-1,3-1,5-2-2,5-3 mm
		BW 1256TX	T4-T5-T6-T7
		BW 1256RTX	T8-T10-T15
		4 mm	99 mm



020566032



X
147

BW 2056E 12V/19P

Maleta portaherramientas con surtido de 146 herramientas para el mantenimiento general y taladro atornillador 12 V

- Panel de herramientas interno extraíble
- Termoformado de espuma incluido

429,00 €



	BW 42		8-9-10-11-12-13-14-15-16-17-18-19 mm
	BW 96BPC/SC9		1,5-2-2,5-3-4-5-6-8-10 mm
	BW 111		250 mm
	BW 1048		250 mm
	BW 1082BM		160 mm
	BW 1150BM		180 mm
	BW 1166BM		160 mm
	1201E		2,5x50-3x75-4x125-5,5x150-6,5x150-8x150 mm
	1202E		PH1x80-PH2x100 mm
	1209E/PZ		PZ1x80-PZ2x100 mm
	BW 1128BMX		150 mm
	BW 1253		3,5x100 mm
	BW 1370		300 g
	BW 1692/5		5 m
	BW 1725CR		150 mm
	1771		18 mm
	BW 1696		300 mm

	1972/12V-10	
	1994BL 12V-2AH	
	1994CB 12V	
	410/SEL19	Ø 1±10x0,5 mm

1/4"

	BW 895/1	○ 1/4 - □ 1/4
	BW 900	○ 4-4,5-5-5,5-6-7-8-9-10-11-12-13-14 mm
	BW 900/20	50 mm
	BW 900/20L	100 mm
	BW 900/25	
	BW 900/30	150 mm
	BW 900/42	115 mm
	900E/55	125 mm

BW 861/C61

1/4"

	BW 861LP	0,5x3 (2)-0,5x4(2)-0,6x4,5(2)-0,8x5(2)-1,0x5,5(2)-1,0x6(2)-1,6x8(2) mm
	BW 861PH	PH0(2)-PH1(7)-PH2(7)-PH3(2)
	BW 861PZ	PZ0(2)-PZ1(3)-PZ2(3)-PZ3(2)
	BW 861PE	1,5-2-2,5-3-4-4,5-5-5,5-6-8 mm
	BW 861TX	T9-T10-T15-T20-T25 T27-T30-T40
	BW 882M1	○ 1/4 - ● 1/4



021206921



BW 2120L-E/T91

Caja de herramientas de chapa con surtido de 91 herramientas para el mantenimiento general

- Termoformados rígidos incluidos

X
91

329,00 €



550x200x210 mm

12"



BW 920A	○	10-11-12-13-14-15-16-17-18-19-20-21-22-23-24-27-30-32 mm	20
920E/55	⊗	267 mm	
920/25			



BW 920/21	○	125 mm	5
BW 920/22		250 mm	
BW 910/16F	□ 3/8" - ■ 1/2"		
BW 1048		250 mm	
1771		18 mm	



BW 42	⊕	8-9-10-11-12-13-14-15-16-17-19 mm	20
BW 96/SC9	○	1,5-2-2,5-3-4-5-6-8-10 mm	



1201E	●	2,5x50-3x75-4x100-5,5x125-6,5x150 mm	6
1201EN	●	4x30 mm	



BW 860EA/31	⊕ ⊖ ⊕ ⊕ ⊕ ⊕ ⊕		37
BW 895/1	○ 1/4 - □ 1/4		
BW 900/30		150 mm	
1202E	⊕	PH0x60-PH1x80-PH2x100 mm	
1202EN	⊕	PH1x30 mm	



BW 1082BM	⌢	160 mm	3
BW 1150BM	≡	180 mm	
BW 1166BM	●	160 mm	

022006130

BW C22E

129,00 €

Caja de herramientas con 3 cajones

- 3 cajones de 435x210x50 mm, montados sobre guías telescópicas de rodamientos
- Compartimento superior de 505x256x60 mm
- Cerradura centralizada frontal
- Asa en la tapa
- Tiradores laterales retráctiles para facilitar el transporte

n°	h	max
3	50 mm	5 kg

510x268x350 mm



20 kg

022006211

BW 2200E/N

Caja de herramientas con 3 cajones con surtido de 159 herramientas

- Termoformados de espuma incluidos


X
159

415,00 €



510x268x350 mm

	BW 1048	250 mm
	BW 1128BMX	150 mm
	BW 1370	300 g
	BW 1692	5 m




BW 96BPC/SC9
1201E
1201EN

1202E
1202EN
BW 1253

PH1X80-
PH2X100
PH1X30 mm
3,5x100 mm

1,5-2-2,5-3-4-5-6-
8-10 mm
2,5x50-3x75-
4x100-5,5x125 mm
4X30

18




BW 42
BW 1082BM

8-10-11-12-13-14-
15-17-19 mm
160 mm

BW 1150BM
1770A
BW 1770RL

180 mm
9 mm
10x

22



BW 861/C61
BW 1256/C21-1
900E/55
920E/55
BW 900/25
BW 900/42
BW 895/1

4-5-5,5-5,5-6-7-8-
9-10-11-12-13-14 mm
125 mm
267 mm
115 mm
115 mm

BW 900
BW 900/20
BW 900/20L
BW 920/25
BW 920/22
BW 910/16F
BW 920A

4-4,5-5-5,5-6-7-8-
9-10-11-12-13-14 mm
50 mm
100 mm
115 mm
250 mm
3/8" - 1/2"
13-14-15-16-17-
18-19-21-22 mm

115

1/4"
1/2"

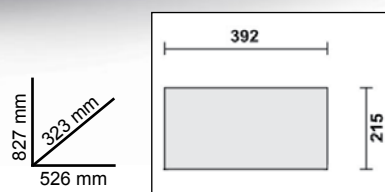
043006003

BW C43

175,00 €

Trolley portaherramientas de 3 módulos

- Estructura en chapa y material plástico
- 3 módulos separables:
 - 1 cesta superior (altura 222 mm)
 - 1 módulo central (altura 168 mm), con 2 cajones (altura 60 mm)
 - 1 módulo inferior (altura 332 mm), con puerta basculante (altura 280 mm), con ruedas
- Ruedas de \varnothing 128 mm
- Mango telescópico ajustable en 4 posiciones
- Sistema de desenganche de los módulos con acceso fácil a todos los compartimentos de herramientas
- Cesta superior con bandeja portaobjetos interno extraíble y 2 portapiezas pequeñas integrados en la tapa



3 módulos apilables



043006301



NEW

BW 4300E

Trolley portaherramientas con surtido de 251 herramientas para el mantenimiento general

	BW 42		7-8-9-10-11-12-13-14-15-16-17-18-19-22 mm
	BW 96BPC/SC9		1,5-2-2,5-3-4-5-6-8-10 mm
	BW 111		200 mm
	BW 1048		250 mm
	BW 1052		240 mm
	BW 1082BM		160 mm
	BW 1150BM		180 mm
	BW 1166BM		160 mm
	1201E		2,5x50-3x75-4x100-5,5x150-6,5x150 mm
	1201EN		4x30 mm
	1202E		PH0x60-PH1x80-PH2x100 mm
	1202EN		PH1x30 mm
	BW 1128BMX		150 mm
	BW 1253		3,5x100 mm
	BW 1370		300 g
	BW 1390		Ø 35 mm
	BW 1692		3 m
	BW 1696		300 mm
	1771		18 mm
	BW 1771RL		10x
	BW 1725CR		150 mm
	BW 1098		220 mm
	BW 1719BMA...P		200 mm
	BW 1719BMA...M		200 mm
	BW 1719BMA...R		200 mm
	BW 1833S		105 mm (1 pila AA - no incluida)

BW 923E/C25 1/2"

	BW 920A		8-9-10-11-12-13-14-15-16-17-18-19-20-21-22-23-24-27-30-32 mm
	920E/55		267 mm
	BW 920/25		
	BW 920/21		125 mm
	BW 920/22		250 mm
	BW 910/16F		□ 3/8" - ■ 1/2"



575,00 €

X
251



BW 1256/C21-1 4 mm

	BW 1256LP		1,5-2-2,5 mm
	BW 1256PH		PH0-PH1
	BW 1256PZ		PZ0-PZ1
	BW 1256PE		0,7-0,9-1,3-1,5-2-2,5-3 mm
	BW 1256TX		T4-T5-T6-T7
	BW 1256RTX		T8-T10-T15
	4 mm		99 mm



BW 903E/C42 1/4"

	BW 900		4-4,5-5-5,5-6-7-8-9-10-11-12-13-14 mm
	900E/55		125 mm
	BW 900/25		
	BW 900/20		50 mm
	BW 900/20L		100 mm
	BW 900/42		115 mm
	BW 900/30		150 mm
	BW 96		1,3-1,5-2-2,5 mm
	BW 895/1		○ 1/4 - □ 1/4
	BW 861LP		0,6x4-0,8x5-1,2x6,5 mm
	BW 861PH		PH1-PH2-PH3
	BW 861PZ		PZ1-PZ2-PZ3
	BW 861PE		3-4-5-6 mm
	BW 861TX		T10-T15-T20-T25-T30



861/C100 1/4"

	861LP		3-4-4,5-5,5(x3)-6,5(x2)-8(x2) mm
	861PH		PH0(X2)-PH1(X3)-PH2(X3)-PH3(X2)-PH4
	861PZ		PZ1(X3)-PZ2(X3)-PZ3(X2)-PZ4
	861PE		2-2,5(x2)-3(x2)-4(x2)-5(x2)-6(x2)-8-10 mm
	861TX		T6-T7-T8-T9-T10(X2)-T15-T20(X2)-T25(X2)-T27-T30(X2)-T40(X2)
	861RTX		T6-T7-T8-T10-T15-T20-T25-T27-T30-T40
	861XZN		M5-M6-M8
	861TQS		0-1-2-3-4-5-6-8-10
	861TRW		1-2-3-4-5-6
	861SP		4-6-8-10-12
	861SQ		0-1(x2)-2(x2)-3
			1/4 - 1/4" (X2)





BW 5000S/3M

Carro de herramientas auxiliar con 3 cajones con surtido de 189 herramientas, en termoformados de espuma

- Encimera de termoplástico
- 3 cajones de 588x367 mm, montados sobre guías telescópicas de rodamientos, altura 70 mm
- El fondo de los cajones está protegido por tapetes de goma expandida
- Cerradura de seguridad centralizada frontal
- Práctico soporte para destornilladores lateral incluido
- 2 soportes laterales para aerosoles incorporados
- Amplio estante inferior protegido con alfombrilla de caucho antiaceite y antigasolina
- 4 ruedas de Ø 125 mm: 2 fijas y 2 giratorias (1 con freno)
- Capacidad de carga estática: 400 kg
- Capacidad de cada cajón: 15 kg, distribuidos uniformemente

X
189

400 kg



899,00 €

AMPLIO ESTANTE INFERIOR



050006341

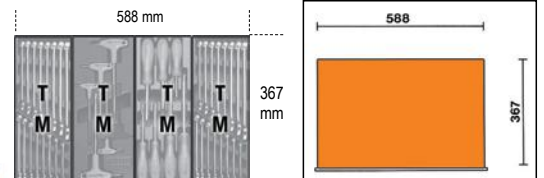


050006342



050006343

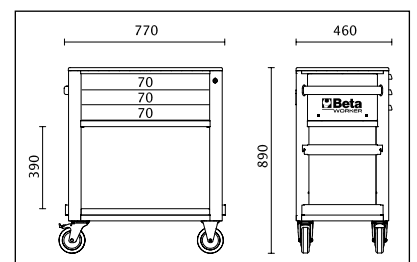
n°	h	max
3	70 mm	15 kg



Tirador de nailon de alta resistencia



Ruedas con núcleo de metal para mayor robustez





31

42 6-7-8-9-10-11-12-13-14-15-16-17-18-19-20-21-22-23-24 mm
 1201E 2,5x50-3x75-4x100-5,5x125-6,5x150-8x200 mm
 1202E PH0x60-PH1x80-PH2x100-PH3x150 mm
 1201EN 4x30 mm
 1202EN PH1x30 mm

145

1/4" BW 900 4-4,5-5-5,5-6-7-8-9-10-11-12-13-14 mm
 BW 900ME 3-4-5-6-7-8 mm
 BW 900TX T06-T07-T08-T09-T10-T15-T20-T25
 BW 900/20 50 mm
 BW 900/20L 100 mm
 BW 900/25
 BW 900/30 150 mm
 BW 900/42 115 mm
 900E/55 125 mm
 BW 895/1 1/4" - 1/4"

BW 96BPC/SC9 1,5-2-2,5-3-4-5-6-8-10 mm
 BW 111 250 mm

1/2" BW 920A 8-9-10-11-12-13-14-15-16-17-18-19-20-21-22-23-24-27-30-32 mm
 BW 920PE 5-6-7-8-9-10-12-14 mm
 BW 920TX T27-T30-T40-T45-T50-T55-T60
 BW 920/21 125 mm
 BW 920/22 250 mm
 BW 910/16F 3/8" - 1/2"
 BW 920/25
 920E/55 267 mm

BW 861/C61

	BW 861LP	0,5x3 (2)-0,5x4(2)-0,6x4,5(2)-0,8x5(2)-1,0x5,5(2)-1,0x6(2)-1,6x8(2) mm
	BW 861PH	PH0(2)-PH1(7)-PH2(7)-PH3(2)
	BW 861PZ	PZ0(2)-PZ1(3)-PZ2(3)-PZ3(2)
	BW 861PE	1,5-2-2,5-3-4-4,5-5-5,5-6-8 mm
	BW 861TX	T9-T10-T15-T20-T25 T27-T30-T40
	BW 882M1	1/4 - 1/4

13

BW 32 Ø 4 mm
 BW 34 150 mm
 BW 36 150 mm
 BW 1048 250 mm

BW 1082BM 160 mm
 BW 1150BM 180 mm
 BW 1166BM 200 mm
 BW 1370 500 g
 BW 1390 Ø 35 mm

1032 180 mm
 1034 170 mm
 1036 175 mm
 1038 175 mm

024006301



BW C04BOX-A VU

Cajonera móvil con 6 cajones con surtido de 196 herramientas para el mantenimiento general, en termoformados de espuma

- Encimera de ABS con 6 bandejas portapiezas pequeñas
- 6 cajones de 570x410 mm, montados sobre guías telescópicas de rodamientos
- El fondo de los cajones está protegido por tapetes de goma expandida
- 4 ruedas de Ø 125 mm: 2 fijas y 2 giratorias (2 con freno)
- Cerradura de seguridad centralizada frontal

X
196

150 kg

769,00 €



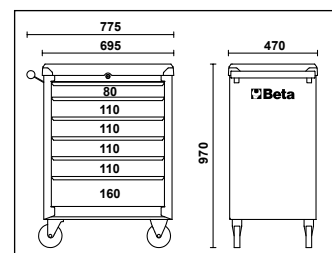
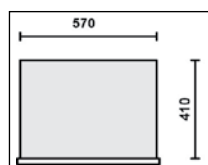
Encimera de ABS con 6 bandejas portapiezas pequeñas



Ruedas con núcleo de metal para mayor robustez



n°	h	max
1	80 mm	20 kg
4	110 mm	20 kg
1	160 mm	25 kg





36

- | | | | |
|----------------------|--|-------------------|----------------------------|
| BW 42 | 6-7-8-9-10-11-12-13-14-15-16-17-19-21-22-24 mm | BW 1128BMX | 150 mm |
| BW 96BPC/SC9 | 1,5-2-2,5-3-4-5-6-8-10 mm | 1201E | 3,5x100-5,5x150-6,5x150 mm |
| BW 1719BMA8/P | 200 mm | 1201EN | 4x30 mm |
| BW 1719BMA8/M | 200 mm | 1202E | PH1x80-PH2x100 mm |
| BW 1719BMA8/R | 200 mm | 1202EN | PH1x30 |



23

- | | | | |
|------------------|--------------|------------------|-----------|
| BW 31 | 2-3-4-5-6 mm | BW 1166BM | 160 mm |
| 1771 | 18 mm | BW 1692/3 | 3 m |
| BW 1048 | 250 mm | BW 1370 | 300 g |
| BW 1082BM | 160 mm | BW 1390 | 35 mm |
| BW 1150BM | 180 mm | BW 1771RL | 10x 18 mm |



137

- | | | |
|------------|-------------------|---------------------------------------|
| 14" | BW 900 | 4-4,5-5-5,5-6-7-8-9-10-11-12-13-14 mm |
| | BW 900L | 6-7-8-9-10-11-12-13 mm |
| | BW 895/1 | 1/4 - 1/4 |
| | BW 900/20 | 50 mm |
| | BW 900/20L | 100 mm |
| | BW 900/25 | |
| | BW 900/30 | 150 mm |
| | BW 900/42 | 115 mm |
| | 900E/55 | 125 mm |

BW 861/C61

14"	BW 861LP	0,5x3 (2)-0,5x4(2)-0,6x4,5(2)-0,8x5(2)-1,0x5,5(2)-1,0x6(2)-1,6x8(2) mm
14"	BW 861PH	PH0(2)-PH1(7)-PH2(7)-PH3(2)
14"	BW 861PZ	PZ0(2)-PZ1(3)-PZ2(3)-PZ3(2)
14"	BW 861PE	1,5-2-2,5-3-4-4,5-5-5,5-6-8 mm
14"	BW 861TX	T9-T10-T15-T20-T25 T27-T30-T40
14"	BW 882M1	1/4 - 1/4

- | | | |
|------------|-------------------|---|
| 12" | BW 920A | 12-13-14-15-16-17-18-19-20-21-22-24-27-30-32 mm |
| | BW 920AL | 14-15- 17-19 mm |
| | BW 920/21 | 125 mm |
| | BW 920/22 | 250 mm |
| | BW 910/16F | 3/8" - 1/2" |
| | BW 920/25 | |
| | 920E/55 | 267 mm |
| | BW 956C | 16- 20,8 mm |

BW 1256/C21-1

4 mm	BW 1256LP	1,5-2-2,5 mm
4 mm	BW 1256PH	PH0-PH1
4 mm	BW 1256PZ	PZ0-PZ1
4 mm	BW 1256PE	0,7-0,9-1,3-1,5-2-2,5-3 mm
4 mm	BW 1256TX	T4-T5-T6-T7
4 mm	BW 1256RTX	T8-T10-T15
4 mm		99 mm



BW 2400S 7/E-S

Cajonera móvil con 7 cajones con surtido de 240 herramientas, en termoformados de espuma

- 7 cajones de 588x367 mm, montados sobre guías telescópicas de rodamientos:
 - 5 cajones, altura 70 mm
 - 1 cajón, altura 140 mm
 - 1 cajón, altura 210 mm
- El fondo de los cajones está protegido por tapetes de goma expandida
- 4 ruedas de Ø 125 mm: 2 fijas y 2 giratorias (1 con freno)
- Cerradura de seguridad centralizada frontal
- Capacidad de carga estática: 800 kg
- Encimera de termoplástico
- Portafrascos lateral integrado

NEW

800 kg

**X
240**



**NUEVO
SURTIDO
MEJORADO**

1.199,00 €




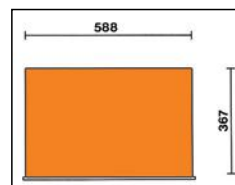
024006321



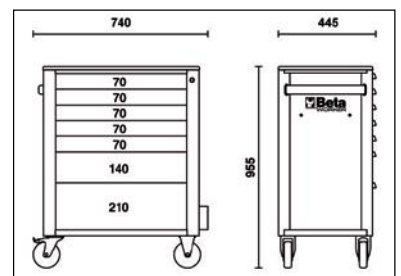
024006322



024006323



n°	h	max
5	70 mm	25 kg
1	140 mm	30 kg
1	210 mm	30 kg



Tirador de nailon de alta resistencia




Ruedas con núcleo de metal para mayor robustez





36

- 42 6-7-8-9-10-11-12-13-14-15-16-17-18-19-20-21-22-23-24 mm
- BW 55 6x7-8x9-10x11-12x13-14x15-16x17-18x19-20x22 mm
- BW 90 6x7-8x9-10x11-12x13-14x15-16x17-18x19-20x22 mm
- BW 111 250 mm



32

- BW 96BPC/SC9 1,5-2-2,5-3-4-5-6-8-10 mm
- 1201E 2,5x50-3x75-4x100-5,5x125-6,5x150-8x200 mm
- 1201EN 4x30 mm
- 1202E PH0x60-PH1x80-PH2x100-PH3x150 mm
- 1202EN PH1x30 mm
- 1207E/TX T6-T7-T8-T9-T10-T15-T20-T25-T27-T30-T40



159

- 14" BW 900 4-4,5-5-5,5-6-7-8-9-10-11-12-13-14 mm
- BW 900L 4-4,5-5-5,5-6-7-8-9-10-11-12-13-14 mm
- BW 900ME 3-4-5-6-7-8 mm
- BW 900TX T6-T7-T8-T9-T10-T15-T20-T25
- BW 895/1 1/4 - 1/4
- BW 900/20 50 mm
- BW 900/20L 100 mm
- BW 900/25 150 mm
- BW 900/30 150 mm
- BW 900/42 115 mm
- 900E/55 125 mm

- 12" BW 920A 8-9-10-11-12-13-14-15-16-17-18-19-20-21-22-23-24-27-30-32 mm
- BW 920AL 10-12-13-14-15-16-17-18-19-21-22 mm
- BW 920PE 5-6-7-8-9-10-12-14 mm
- BW 920TX T27-T30-T40-T45-T50-T55-T60
- BW 920/21 125 mm
- BW 920/22 250 mm
- BW 910/16F 3/8" - 1/2"
- BW 920/25 920E/55 267 mm

BW 861/C61

●	BW 861LP	0,5x3 (2)-0,5x4(2)-0,6x4,5(2)-0,8x5(2)-1,0x5,5(2)-1,0x6(2)-1,6x8(2) mm
+	BW 861PH	PH0(2)-PH1(7)-PH2(7)-PH3(2)
+	BW 861PZ	PZ0(2)-PZ1(3)-PZ2(3)-PZ3(2)
○	BW 861PE	1,5-2-2,5-3-4-4,5-5-5,5-6-8 mm
⊗	BW 861TX	T9-T10-T15-T20-T25 T27-T30-T40
□	BW 882M1	1/4 - 1/4



- BW 32 Ø 4 mm
- BW 34 150 mm
- BW 36 150 mm
- 1032 19+60 mm
- 1034 19+60 mm
- 1036 19+60 mm
- 1038 19+60 mm
- BW 1048 250 mm
- BW 1082BM 160 mm
- BW 1150BM 180 mm
- BW 1166BM 200 mm
- BW 1370 500 g
- BW 1390 Ø 35 mm

13

NEW

**X
262**

BW 2400S 7/AUTO

Cajonera móvil con 7 cajones con surtido de 262 herramientas, en termoformados de espuma

- 7 cajones de 588x367 mm, montados sobre guías telescópicas de rodamientos:
 - 5 cajones, altura 70 mm
 - 1 cajón, altura 140 mm
 - 1 cajón, altura 210 mm
- El fondo de los cajones está protegido por tapetes de goma expandida
- 4 ruedas de Ø 125 mm: 2 fijas y 2 giratorias (1 con freno)
- Cerradura de seguridad centralizada frontal
- Capacidad de carga estática: 800 kg
- Encimera de termoplástico
- Portafrascos lateral integrado

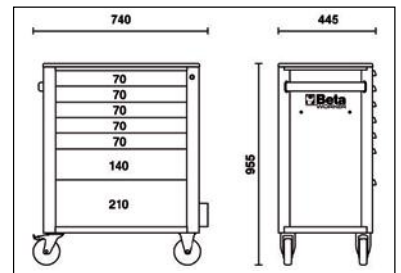

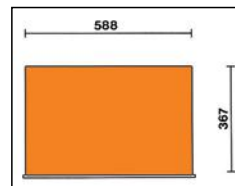
800 kg



**NUEVO
SURTIDO
MEJORADO**

1.429,00 €

n°	h	max
5	70 mm	25 kg
1	140 mm	30 kg
1	210 mm	30 kg



024006851



024006852



024006853

Tirador de nailon de alta resistencia




Ruedas con núcleo de metal para mayor robustez






31

42 6-7-8-9-10-11-12-13-14-15-16-17-18-19-20-21-22-23-24-27-30-32 mm
BW 96BPC/SC9 1,5-2-2,5-3-4-5-6-8-10 mm



73

BW 32 Ø 4 mm
BW 34 150 mm
BW 36 150 mm
1032 19+60 mm
1034 19+60 mm
1036 19+60 mm
1038 19+60 mm
BW 1048 250 mm
BW 1082BM 160 mm
BW 1150BM 180 mm
BW 1166BM 200 mm
BW 1370 500 g
BW 1390 Ø 35 mm



34

BW 720 10-12-13-15-17-19-21-24-27-30 mm
BW 720L 10-12-13-15-17-19-21-24-27-30 mm
BW 720TX T30-T40-T45-T50-T55
BW 720/21 125 mm
BW 720/25
952 7-8-10-12-13-14-17 mm



25

1201E 2,5x50-3x75-4x100-5,5x125-6,5x150-8x200 mm
1201EN 4x30 mm
1202E PH0x60-PH1x80-PH2x100-PH3x150 mm
1202EN PH1x30 mm
1207E/TX T6-T7-T8-T9-T10-T15-T20-T25-T27-T30-T40-T45
BW 1253 0,5x100 mm



159

14

BW 900 4-4,5-5-5,5-6-7-8-9-10-11-12-13-14 mm
BW 900L 4-4,5-5-5,5-6-7-8-9-10-11-12-13-14 mm
BW 900ME 3-4-5-6-7-8 mm
BW 900TX T6-T7-T8-T9-T10-T15-T20-T25
BW 895/1 1/4 - 1/4
BW 900/20 50 mm
BW 900/20L 100 mm
BW 900/25
BW 900/30 150 mm
BW 900/42 115 mm
900E/55 125 mm

12

BW 920A 8-9-10-11-12-13-14-15-16-17-18-19-20-21-22-23-24-27-30-32 mm
BW 920AL 10-12-13-14-15-16-17-18-19-21-22 mm
BW 920PE 5-6-7-8-9-10-12-14 mm
BW 920TX T27-T30-T40-T45-T50-T55-T60
BW 920/21 125 mm
BW 920/22 250 mm
BW 910/16F 3/8" - 1/2"
BW 920/25
920E/55 267 mm

BW 861/C61

⦿	BW 861LP	0,5x3 (2)-0,5x4(2)-0,6x4,5(2)-0,8x5(2)-1,0x5,5(2)-1,0x6(2)-1,6x8(2) mm
⊕	BW 861PH	PH0(2)-PH1(7)-PH2(7)-PH3(2)
⊕	BW 861PZ	PZ0(2)-PZ1(3)-PZ2(3)-PZ3(2)
○	BW 861PE	1,5-2-2,5-3-4-4,5-5-5,5-6-8 mm
⊖	BW 861TX	T9-T10-T15-T20-T25 T27-T30-T40
⦿	BW 882M1	1/4 - 1/4



BW 2400S 7/E-M

Cajonera móvil con 7 cajones con surtido de 309 herramientas, en termoformados de espuma

- 7 cajones de 588x367 mm, montados sobre guías telescópicas de rodamientos:
 - 5 cajones, altura 70 mm
 - 1 cajón, altura 140 mm
 - 1 cajón, altura 210 mm
- El fondo de los cajones está protegido por tapetes de goma expandida
- 4 ruedas de Ø 125 mm: 2 fijas y 2 giratorias (1 con freno)
- Cerradura de seguridad centralizada frontal
- Capacidad de carga estática: 800 kg
- Encimera de termoplástico
- Portafrascos lateral integrado

X
309

800 kg



1.469,00 €




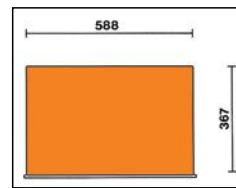
024006324



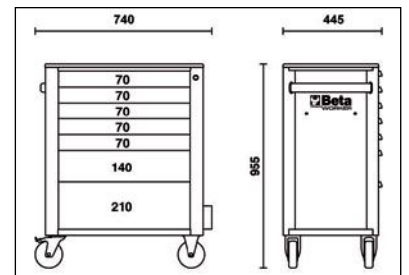
024006325



024006326



n°	h	max
5	70 mm	25 kg
1	140 mm	30 kg
1	210 mm	30 kg



Tirador de nailon de alta resistencia



Ruedas con núcleo de metal para mayor robustez






31

42
BW 96BPC/SC9

6-7-8-9-10-11-12-13-14-15-16-17-18-19-20-21-22-23-24-27-30-32 mm
1,5-2-2,5-3-4-5-6-8-10 mm



13

BW 32 Ø 4 mm
BW 34 150 mm
BW 36 150 mm
1032 ○ 19+60 mm
1034 ○ 19+60 mm
1036 ● 19+60 mm
1038 ● 19+60 mm

BW 1048 250 mm
BW 1082BM ≡ 160 mm
BW 1150BM ≡ 180 mm
BW 1166BM ● 200 mm
BW 1370 ≡ 500 g
BW 1390 Ø 35 mm



159

14

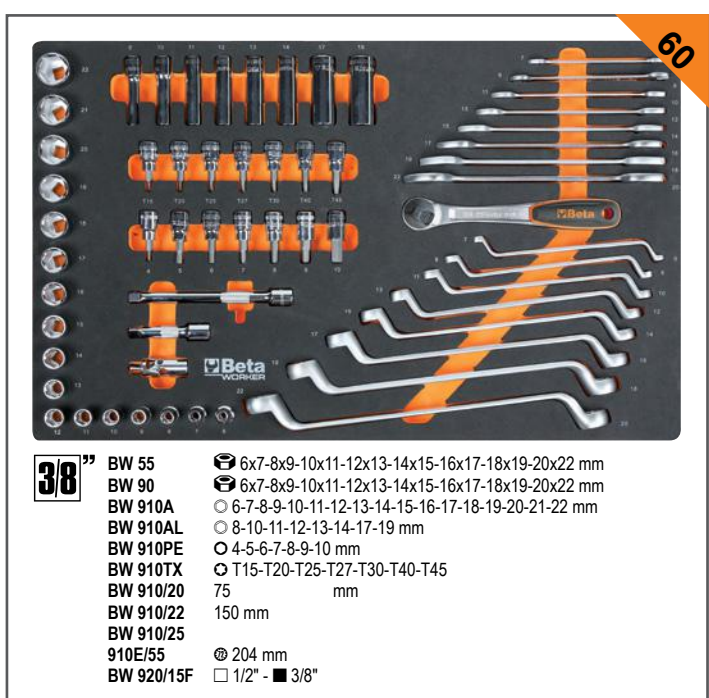
BW 900 ○ 4-4,5-5-5,5-6-7-8-9-10-11-12-13-14 mm
BW 900L ○ 4-4,5-5-5,5-6-7-8-9-10-11-12-13-14 mm
BW 900ME ○ 3-4-5-6-7-8 mm
BW 900TX ○ T6-T7-T8-T9-T10-T15-T20-T25
BW 895/1 ○ 1/4 - □ 1/4
BW 900/20 50 mm
BW 900/20L 100 mm
BW 900/25 150 mm
BW 900/30 150 mm
BW 900/42 115 mm
900E/55 ⊕ 125 mm

12

BW 920A ○ 8-9-10-11-12-13-14-15-16-17-18-19-20-21-22-23-24-27-30-32 mm
BW 920AL ○ 10-12-13-14-15-16-17-18-19-21-22 mm
BW 920PE ○ 5-6-7-8-9-10-12-14 mm
BW 920TX ○ T27-T30-T40-T45-T50-T55-T60
BW 920/21 125 mm
BW 920/22 250 mm
BW 910/16F □ 3/8" - ■ 1/2"
BW 920/25
920E/55 ⊕ 267 mm


BW 861/C61

●	BW 861LP	0,5x3 (2)-0,5x4(2)-0,6x4,5(2)-0,8x5(2)-1,0x5,5(2)-1,0x6(2)-1,6x8(2) mm
+	BW 861PH	PH0(2)-PH1(7)-PH2(7)-PH3(2)
+	BW 861PZ	PZ0(2)-PZ1(3)-PZ2(3)-PZ3(2)
○	BW 861PE	1,5-2-2,5-3-4-4,5-5-5,5-6-8 mm
⊕	BW 861TX	T9-T10-T15-T20-T25 T27-T30-T40
○	BW 882M1	○ 1/4 - ● 1/4



60

38 BW 55 6x7-8x9-10x11-12x13-14x15-16x17-18x19-20x22 mm
BW 90 6x7-8x9-10x11-12x13-14x15-16x17-18x19-20x22 mm
BW 910A ○ 6-7-8-9-10-11-12-13-14-15-16-17-18-19-20-21-22 mm
BW 910AL ○ 8-10-11-12-13-14-17-19 mm
BW 910PE ○ 4-5-6-7-8-9-10 mm
BW 910TX ○ T15-T20-T25-T27-T30-T40-T45
BW 910/20 75 mm
BW 910/22 150 mm
BW 910/25
910E/55 ⊕ 204 mm
BW 920/15F □ 1/2" - ■ 3/8"



46

1201E ● 2,5x50-3x75-4x100-5,5x125-6,5x150-8x200 mm
1202E ⊕ PH0x60-PH1x80-PH2x100-PH3x150 mm
1201EN ● 4x30 mm
1202EN ⊕ PH1x30 mm
1207E/TX ○ T6-T7-T8-T9-T10-T15-T20-T25-T27-T30-T40-T45

BW 1256/C21-1

●	BW 1256LP	1,5-2-2,5 mm
+	BW 1256PH	PH0-PH1
+	BW 1256PZ	PZ0-PZ1
○	BW 1256PE	0,7-0,9-1,3-1,5-2-2,5-3 mm
⊕	BW 1256TX	T4-T5-T6-T7
⊕	BW 1256RTX	T8-T10-T15
4 mm		99 mm



BW 2400S 8/E-L

Cajonera móvil con 8 cajones con surtido de 398 herramientas, en termoformados de espuma

- 8 cajones de 588x367 mm, montados sobre guías telescópicas de rodamientos:
 - 7 cajones, altura 70 mm
 - 1 cajón, altura 210 mm
- El fondo de los cajones está protegido por tapetes de goma expandida
- 4 ruedas de Ø 125 mm: 2 fijas y 2 giratorias (1 con freno)
- Cerradura de seguridad centralizada frontal
- Capacidad de carga estática: 800 kg
- Encimera de termoplástico
- Portafrascos lateral integrado

800 kg



1.959,00 €



024006341



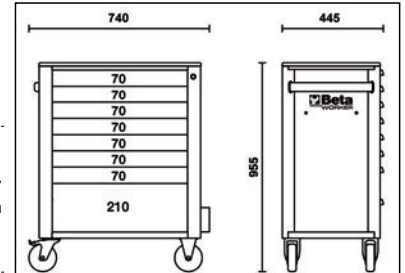

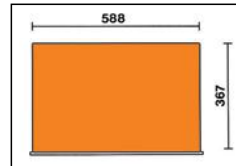
024006342



024006343



n°	h	max
7	70 mm	25 kg
1	210 mm	30 kg



31

42
BW 96BPC/SC9

6-7-8-9-10-11-12-13-14-15-16-17-18-19-20-21-22-23-24-27-30-32 mm
 ○ 1,5-2-2,5-3-4-5-6-8-10 mm



30

BW 55
 BW 90
 BW 97TX/SC8

6x7-8x9-10x11-12x13-14x15-16x17-18x19-20x22-21x23-24x27-30x32 mm
 6x7-8x9-10x11-12x13-14x15-16x17-18x19-20x22-21x23-24x27-30x32 mm
 ○ T9-T10-T15-T20-T25-T27-T30-T40

25



- 1201E ● 2,5x50-3x75-4x100-5,5x125-6,5x150-8x200 mm
- 1201EN ● 4x30 mm
- 1202E ⊕ PH0x60-PH1x80-PH2x100-PH3x150 mm
- 1202EN ⊕ PH1x30 mm
- 1207E/TX ⊙ T6-T7-T8-T9-T10-T15-T20-T25-T27-T30-T40-T45
- BW 1253 ● 0,5x100 mm

78



- 12"** BW 920A ⊙ 8-9-10-11-12-13-14-15-16-17-18-19-20-21-22-23-24-27-30-32 mm
- BW 920AL ⊙ 10-12-13-14-15-16-17-18-19-21-22-24-27-30-32 mm
- BW 920FTX ⊕ E10-E12-E14-E16-E18-E20-E22-E24
- BW 920PE ⊙ 5-6-7-8-9-10-12-14 mm
- BW 920PE-L ⊙ 5-6-7-8-9-10-12-14 mm
- BW 920TX ⊙ T27-T30-T40-T45-T50-T55-T60
- BW 920TX-L ⊙ T30-T40-T45-T50-T55-T60-T70
- BW 920/21 125 mm
- BW 920/22 250 mm
- BW 910/16F □ 3/8" - ■ 1/2"
- BW 920/25 ⊙ 267 mm
- 920E/55 ⊕ 267 mm

196



- 14"** BW 900 ⊙ 4-4,5-5-5,5-6-7-8-9-10-11-12-13-14 mm
- BW 900L ⊙ 4-4,5-5-5,5-6-7-8-9-10-11-12-13-14 mm
- BW 900FTX ⊕ E4-E5-E6-E7-E8-E10
- BW 900ME ⊙ 3-4-5-6-7-8 mm
- BW 900TX ⊙ T6-T7-T8-T9-T10-T15-T20-T25
- BW 900LP ● 0,8x4-1x5,5-1,2x6,5-1,2x8 mm
- BW 900PH ⊕ PH0-PH1-PH2-PH3
- BW 895/1 ⊙ 1/4" - □ 1/4"
- BW 900/20 50 mm
- BW 900/20L 100 mm
- BW 900/25 150 mm
- BW 900/30 115 mm
- BW 900/42 115 mm
- 900E/55 ⊕ 125 mm

- 3/8"** BW 910A ⊙ 6-7-8-9-10-11-12-13-14-15-16-17-18-19-20-21-22-24 mm
- BW 910AL ⊙ 8-10-11-12-13-14-17-19 mm
- BW 910FTX ⊕ E6-E7-E8-E10-E11-E12-14
- BW 910PE ⊙ 4-5-6-7-8-9-10 mm
- BW 910TX ⊙ T15-T20-T25-T27-T30-40-T45
- BW 910/21 125 mm
- BW 910/22 150 mm
- BW 910/25 204 mm
- 910E/55 ⊕ 204 mm
- BW 920/15F □ 1/2" - ■ 3/8"

BW 861/C61 **1/4"**

●	BW 861LP	0,5x3 (2)-0,5x4(2)-0,6x4,5(2)-0,8x5(2)-1,0x5,5(2)-1,0x6(2)-1,6x8(2) mm
⊕	BW 861PH	PH0(2)-PH1(7)-PH2(7)-PH3(2)
⊕	BW 861PZ	PZ0(2)-PZ1(3)-PZ2(3)-PZ3(2)
⊙	BW 861PE	1,5-2-2,5-3-4-4,5-5-5,5-6-8 mm
⊙	BW 861TX	T9-T10-T15-T20-T25 T27-T30-T40
□	BW 882M1	□ 1/4 - ● 1/4

BW 1256/C21-1 **4mm**

●	BW 1256LP	1,5-2-2,5 mm
⊕	BW 1256PH	PH0-PH1
⊕	BW 1256PZ	PZ0-PZ1
⊙	BW 1256PE	0,7-0,9-1,3-1,5-2-2,5-3 mm
⊙	BW 1256TX	T4-T5-T6-T7
⊙	BW 1256RTX	T8-T10-T15
4 mm		99 mm

73



- 1032 ⊙ 19+60 mm
- 1034 ⊙ 19+60 mm
- 1036 ● 19+60 mm
- 1038 ● 19+60 mm
- BW 1048 250 mm
- BW 1052 190 - 240 mm
- BW 1098 220 mm
- BW 1082BM † 160 mm
- BW 1150BM = 180 mm
- BW 1166BM ● 200 mm
- BW 1168BM ● 200 mm
- BW 1128BMX 150 mm

25



- BW 30 Ø 2-3-4 mm
- BW 31 Ø 2-3-4-5-6-8 mm
- BW 32 Ø 4 mm
- BW 34 125-150-175 mm
- BW 36 150 mm
- BW 1370 500 g
- BW 1390 Ø 35 mm
- BW 1692/3 3 m
- BW 1712T 150+590 mm
- BW 1719BMA8/Q ■ 200 mm
- BW 1719BMA8/T ▲ 200 mm
- BW 1719BMA8/P † 200 mm
- BW 1719BMA8/M ● 200 mm
- BW 1719BMA8/R ● 200 mm
- BW 1737NX 270 mm
- 1771 18 mm

BW 2400S XL9/E-XL

Cajonera móvil con 9 cajones con sistema antivuelco, modelo largo con surtido de 487 herramientas, en termoformados de espuma

- 9 cajones de 882x367 mm, montados sobre guías telescópicas de rodamientos:
 - 8 cajones, altura 70 mm
 - 1 cajón, altura 140 mm
- Encimera de ABS de alta resistencia, con 6 bandejas porta-piezas pequeñas
- Tirador de nailon de alta resistencia, con portaetiquetas integrado
- El fondo de los cajones está protegido por tapetes de goma expandida
- 4 ruedas de Ø 125 mm:
 - 2 fijas y 2 giratorias (1 con freno)
- Cerradura de seguridad centralizada frontal
- Capacidad de carga estática: 1.000 kg
- Portafrascos lateral integrado

1000 kg



2.849,00 €



024006361



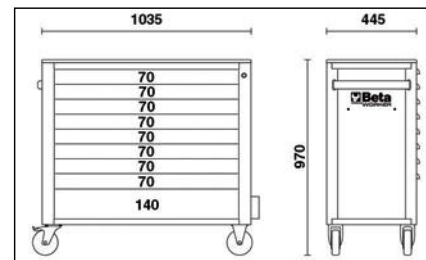
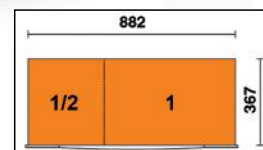
024006362



024006363



n°	h	max
8	70 mm	30 kg
1	140 mm	35 kg



196



- 1/4"**
- BW 900 ○ 4-4-5-5-5-6-7-8-9-10-11-12-13-14 mm
 - BW 900L ○ 4-4-5-5-5-6-7-8-9-10-11-12-13-14 mm
 - BW 900FTX ○ E4-E5-E6-E7-E8-E10
 - BW 900ME ○ 3-4-5-6-7-8 mm
 - BW 900TX ○ T6-T7-T8-T9-T10-T15-T20-T25
 - BW 900LP ● 0,8x4-1x5,5-1,2x6,5-1,2x8 mm
 - BW 900PH ⊕ PH0-PH1-PH2-PH3
 - BW 895/1 ○ 1/4" - □ 1/4"
 - BW 900/20 50 mm
 - BW 900/20L 100 mm
 - BW 900/25 150 mm
 - BW 900/30 115 mm
 - BW 900/42 900E/55 ● 125 mm

- 3/8"**
- BW 910A ○ 6-7-8-9-10-11-12-13-14-15-16-17-18-19-20-21-22-24 mm
 - BW 910AL ○ 8-10-11-12-13-14-17-19 mm
 - BW 910FTX ⊕ E6-E7-E8-E10-E11-E12-14
 - BW 910PE ○ 4-5-6-7-8-9-10 mm
 - BW 910TX ○ T15-T20-T25-T27-T30-40-T45
 - BW 910/20 75 mm
 - BW 910/22 150 mm
 - BW 910/25 910E/55 ⊕ 204 mm
 - BW 920/15F □ 1/2" - ■ 3/8"

BW 861/C61 1/4"

●	BW 861LP	0,5x3 (2)-0,5x4(2)-0,6x4,5(2)-0,8x5(2)-1,0x5,5(2)-1,0x6(2)-1,6x8(2) mm
⊕	BW 861PH	PH0(2)-PH1(7)-PH2(7)-PH3(2)
⊕	BW 861PZ	PZ0(2)-PZ1(3)-PZ2(3)-PZ3(2)
○	BW 861PE	1,5-2-2,5-3-4-4,5-5-5,5-6-8 mm
⊕	BW 861TX	T9-T10-T15-T20-T25 T27-T30-T40
○	BW 882M1	○ 1/4 - ● 1/4

BW 1256/C21-1 4mm

●	BW 1256LP	1,5-2-2,5 mm
⊕	BW 1256PH	PH0-PH1
⊕	BW 1256PZ	PZ0-PZ1
○	BW 1256PE	0,7-0,9-1,3-1,5-2-2,5-3 mm
⊕	BW 1256TX	T4-T5-T6-T7
⊕	BW 1256RTX	T8-T10-T15
4 mm		99 mm



31

42
 BW 96BPC/SC9
 6-7-8-9-10-11-12-13-14-15-16-17-18-19-20-21-22-23-24-27-30-32 mm
 1,5-2-2,5-3-4-5-6-8-10 mm



30

BW 55 6x7-8x9-10x11-12x13-14x15-16x17-18x19-20x22-21x23-24x27-30x32 mm
 BW 90 6x7-8x9-10x11-12x13-14x15-16x17-18x19-20x22-21x23-24x27-30x32 mm
 BW 97TX/SC8 T9-T10-T15-T20-T25-T27-T30-T40



13

1032	19+60 mm	BW 1098	220 mm
1034	19+60 mm	BW 1082BM	160 mm
1036	19+60 mm	BW 1150BM	180 mm
1038	19+60 mm	BW 1166BM	200 mm
BW 1048	250 mm	BW 1168BM	200 mm
BW 1052	190 - 240 mm	BW 1128BMX	150 mm



78

BW 920A 8-9-10-11-12-13-14-15-16-17-18-19-20-21-22-23-24-27-30-32 mm
 BW 920AL 10-12-13-14-15-16-17-18-19-21-22-24-27-30-32 mm
 BW 920FTX E10-E12-E14-E16-E18-E20-E22-E24
 BW 920PE 5-6-7-8-9-10-12-14 mm
 BW 920PE-L 5-6-7-8-9-10-12-14 mm
 BW 920TX T27-T30-T40-T45-T50-T55-T60
 BW 920TX-L T30-T40-T45-T50-T55-T60-T70
 BW 920/21 125 mm
 BW 920/22 250 mm
 BW 910/16F 3/8" - 1/2"
 BW 920/25 267 mm

12"



25

BW 720 10-12-13-15-17-19-21-24 mm
 BW 720L 17-19-21-22 mm
 BW 720/21 125 mm
 BW 900/16 1/4" - 3/8"
 BW 910/15 3/8" - 1/4"
 BW 910/16F 3/8" - 1/2"
 BW 920/15F 1/2" - 3/8"
 BW 920/16 1/2" - 3/4"
 BW 943FL 6-7-8 mm
 BW 1687D 153 mm
 BW 1687U 153 mm
 BW 1687A 153 mm
 BW 1687AC 153 mm



4

BW 1370 500 g
 BW 1380 1000 g
 BW 1390 35 mm
 BW 1737NX



25

1201E 2,5x50-3x75-4x100-5,5x125-6,5x150-8x200 mm
 1201EN 4x30 mm
 1202E PH0x60-PH1x80-PH2x100-PH3x150 mm
 1202EN PH1x30 mm
 1207E/TX T6-T7-T8-T9-T10-T15-T20-T25-T27-T30-T40-T45
 BW 1253 0,5x100 mm



30

BW 141 8-9-10-11-12-13-14-15-17-19 mm
 BW 410/SP19 1+10 mm x 0.5 mm
 BW 1725CR 260 mm



BW 977TX T8-T9-T10-T15-T20-T25-T27-T30-T40
 BW 1682 300 mm
 BW 1650 150 mm

77



23

BW 30	2-3-4 mm	BW 1719BMA8/T	200 mm
BW 31	2-3-4-5-6-8 mm	BW 1719BMA8/P	200 mm
BW 32	4 mm	BW 1719BMA8/M	200 mm
BW 34	125-150-175 mm	BW 1719BMA8/R	200 mm
BW 1692/3	3 m	BW 1719BMA8/Q	200 mm
BW 1712T	150+590 mm	1771	18 mm
BW 1725	420 mm	BW 1833S	200 lumen



51

BW 1149F 175 mm
 BW 1602 0,75+6 mm²
 BW 1603 1,25+5,5 mm²
 BW 1606T 0,1+10 mm²
 BW 1608 0,5+6 mm²



943E 6-7-8-9-10-11-12-13 mm

8



BW 96T 2-2,5-3-4-5-6-7-8 mm

8

¡TU TALLER SOBRE RUEDAS!

**X
716**

BW 2400S XL9/E-XXL

Cajonera móvil con 9 cajones con sistema antivuelco, modelo largo con surtido de 716 herramientas, en termoformados de espuma

- 9 cajones de 882x367 mm, montados sobre guías telescópicas de rodamientos:
 - 8 cajones, altura 70 mm
 - 1 cajón, altura 140 mm
- Encimera de ABS de alta resistencia, con 6 bandejas portapiezas pequeñas
- Tirador de nailon de alta resistencia, con portaetiquetas integrado
- El fondo de los cajones está protegido por tapetes de goma expandida
- 4 ruedas de Ø 125 mm: 2 fijas y 2 giratorias (1 con freno)
- Cerradura de seguridad centralizada frontal
- Capacidad de carga estática: 1.000 kg
- Portafrascos lateral integrado

1000 kg



3.299,00 €



024006364



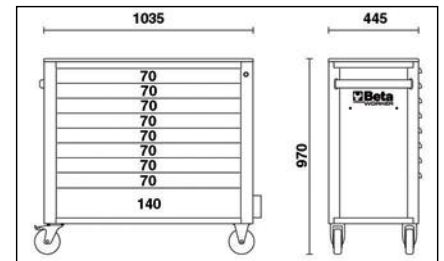
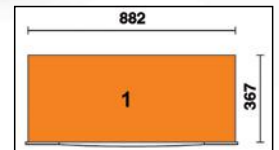
024006365



024006366



n°	h	max
8	70 mm	30 kg
1	140 mm	35 kg



BW 97TX/SC8 T9-T10-T15-T20-T25-T27-T30-T40
 BW 97TTX T8-T9-T10-T15-T20-T25-T27-T30-T40

3/8" BW 910A 6-7-8-9-10-11-12-13-14-15-16-17-18-19-20-21-22-24 mm
 BW 910AL 8-10-11-12-13-14-17-19 mm
 BW 910FTX E6-E7-E8-E10-E11-E12-E14
 BW 910PE 4-5-6-7-8-9-10 mm
 BW 910TX T15-T20-T25-T27-T30-T40-T45

BW 910/20 75 mm
 BW 910/22 150 mm
 BW 910/25 910E/55 204 mm
 BW 920/15F 1/2" - 3/8"

1/4" BW 900 4-4,5-5-5,5-6-7-8-9-10-11-12-13-14 mm
 BW 900L 4-4,5-5-5,5-6-7-8-9-10-11-12-13-14 mm
 BW 900FTX E4-E5-E6-E7-E8-E10
 BW 900ME 3-4-5-6-7-8-10 mm
 BW 900TX T6-T7-T8-T9-T10-T15-T20-T25
 BW 900LP 0,8x4-1,0x5,5-1,2x6,5-1,2x8 mm

BW 900PH PH0-PH1-PH2-PH3
 BW 895/1 100 mm
 BW 900/20 50 mm
 BW 900/20L 100 mm
 BW 900/25 100 mm
 BW 900/30 150 mm
 BW 900/42 115 mm
 900E/55 125 mm

BW 861/C61

⊕	BW 861LP	0,5x3 (2)-0,5x4(2)-0,6x4,5(2)-0,8x5(2)-1,0x5,5(2)-1,0x6(2)-1,6x8(2) mm
⊕	BW 861PH	PH0(2)-PH1(7)-PH2(7)-PH3(2)
⊕	BW 861PZ	PZ0(2)-PZ1(3)-PZ2(3)-PZ3(2)
⊕	BW 861PE	1,5-2-2,5-3-4-4,5-5-5,5-6-8 mm
⊕	BW 861TX	T9-T10-T15-T20-T25 T27-T30-T40
⊕	BW 882M1	1/4 - 1/4


BW 1256/C21-1

⊕	BW 1256LP	1,5-2-2,5 mm
⊕	BW 1256PH	PH0-PH1
⊕	BW 1256PZ	PZ0-PZ1
⊕	BW 1256PE	0,7-0,9-1,3-1,5-2-2,5-3 mm
⊕	BW 1256TX	T4-T5-T6-T7
⊕	BW 1256RTX	T8-T10-T15
⊕	4 mm	99 mm



97

- 12**''
- BW 720L ○ 10-12-13-15-17-19-21-24-27-30 mm
 - BW 720/21 125 mm
 - BW 720/25 64 mm
 - BW 910/16F □ 3/8" - ■ 1/2"
 - BW 920/16 □ 1/2" - ■ 3/4"
 - BW 920A ○ 8-9-10-11-12-13-14-15-16-17-18-19-20-21-22-23-24-27-30-32 mm
 - BW 920AL ○ 10-12-13-14-15-16-17-18-19-21-22-24-27-30-32 mm
 - BW 920FTX ○ E10-E12-E14-E16-E18-E20-E22-E24
 - BW 920PE ○ 5-6-7-8-9-10-12-14 mm
 - BW 920PE-L ○ 5-6-7-8-9-10-12-14 mm
 - BW 920PE-XL ○ 10-12-14 mm
 - BW 920TX ○ T27-T30-T40-T45-T50-T55-T60
 - BW 920TX-L ○ T30-T40-T45-T50-T55-T60-T70
 - BW 920TX-XL ○ T45-T50-T55
 - BW 920/21 125 mm
 - BW 920/22 250 mm
 - BW 920/25 920E/55 ⊕ 267 mm



45

- 42 ○ 6-7-8-9-10-11-12-13-14-15-16-17-18-19-20-21-22-23-24-27-30-32 mm
- BW 55 ○ 6x7-8x9-10x11-12x13-14x15-16x17-18x19-20x22-21x23-24x27-30x32 mm
- BW 141 ○ 8-9-10-11-12-13-14-15-16-17-18-19 mm



235

- BW 96BPC/SC9 ○ 1,5-2-2,5-3-4-5-6-8-10 mm
- BW 410/SP19 1+10 mm x 0,5 mm
- BW 666N/20 40+20 Nm
- BW 720 ○ 10-12-13-15-17-19-21-24-27-30 mm
- BW 867PE ○ 4-5-6-7-8-10-12 mm
- BW 867PE/L ○ 4-5-6-7-8-10-12 mm
- BW 867XZN ○ 4-5-6-7-8-10-12 mm
- BW 867XZN/L ○ 5-6-8-10-12 mm
- BW 867TX ○ T20-T25-T30-T40-T45-T50-T55
- BW 867TX/L ○ T20-T25-T30-T40-T45-T50-T55
- BW 867RTX ○ T20-T25-T30-T40-T45-T50-T55
- BW 867RTX/L ○ T20-T25-T30-T40-T45-T50-T55
- BW 867RIB/L ○ T20-T25-T30-T40-T45-T50-T55
- BW 867/1 ○ 10 mm - □ 3/8"
- BW 867/2 ○ 10 mm - □ 1/2"
- BW 867RIBE ○ 5-6-7-8-9-10-11-12-13 mm
- BW 867RIBEL ○ 5-6-7-8-9-10-11-12-13 mm
- BW 1253 ○ 0,5x100 mm
- BW 1257LP ○ 2,0-2,5-3,0 mm
- BW 1257PH ○ PH00-PH0-PH1
- BW 1257TX ○ T5-T6-T7-T8-T9-T10
- BW 1728BM
- BW 1728LA



35

- 943E ○ 5-5,5-6-7-8-9-10-11-12-13-14 mm
- 1201E ○ 2,5x50-3x75-4x100-5,5x125-6,5x150-8x200 mm
- 1202E ○ PH0x60-PH1x80-PH2x100-PH3x150 mm
- 1201EN ○ 4x30 mm
- 1202EN ○ PH1x30 mm
- 1207E/TX ○ T6-T7-T8-T9-T10-T15-T20-T25-T27-T30-T40-T45



27

- BW 30 Ø 2-3-4 mm
- BW 31 Ø 2-3-4-5-6-8 mm
- BW 32 Ø 4 mm
- BW 34 150-175 mm
- BW 36 150 mm
- 1032 ○ 19+60 mm
- 1034 ○ 19+60 mm
- 1036 ○ 19+60 mm
- 1038 ○ 19+60 mm
- BW 1048 250 mm
- BW 1052 190-240 mm
- BW 1082BM ⊥ 160 mm
- BW 1150BM = 180 mm
- BW 1166BM ● 200 mm
- BW 1168BM ● 200 mm
- BW 1370 ● 300 g
- BW 1380 ● 1000 g
- BW 1390 Ø 35 mm



30

- BW 90 ○ 6x7-8x9-10x11-12x13-14x15-16x17-18x19 mm
- BW 96T ○ 2-2,5-3-4-5-6-7-8-10 mm
- BW 1098 220 mm
- BW 1650 150 mm
- BW 1682 300 mm
- BW 1687/S4
- BW 192 8x10/12x13 mm
- BW 192 16x17/18x19 mm
- BW 1719BMA8/Q ■ 200 mm
- BW 1719BMA8/T ▲ 200 mm
- BW 1719BMA8/P ▮ 200 mm
- BW 1719BMA8/M ▽ 200 mm
- BW 1719BMA8/R ● 200 mm



33

- BW 943FL ○ 6-7-8 mm
- BW 1692/5 5 m
- BW 1712T 148+665 mm
- BW 1606T 0,08+6 mm²
- BW 1608 0,5+6 mm²
- BW 1725 420 mm
- BW 1725CR 250 mm
- BW 1737NX 270 mm
- 1771 18 mm
- BW 1771RL 10x 18 mm
- BW 1833S 200 lumen
- BW 1715
- BW 1720/B6
- BW 1128BMX 150 mm
- BW 1149F 0,2+6 mm²
- BW 1602 0,75+6 mm²
- BW 1603 1,25+5,5 mm²

NEW

**X
1061**

BW 2400 RSC24AXXL

Cajonera móvil con 8 cajones con sistema antivuelco, modelo largo con surtido de 1061 herramientas, en termoformados de espuma

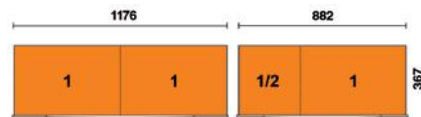
- 1 cajón totalmente extraíble de 1.176x367 mm, montado sobre guías telescópicas de rodamientos
- 7 cajones totalmente extraíbles de 882x367 mm, montados sobre guías telescópicas de rodamientos:
 - 6 cajones altura 70 mm
 - 1 cajón altura 140 mm
- Encimera en MDF forrada con acero inoxidable, con orificios para tornillo de banco 1599F/125 o 1599GI/125 (pedir por separado) y 6 bandejas para piezas pequeñas
- Compartimento lateral extraíble, montado sobre guías telescópicas de rodamientos, con estante y cerradura
- 4 ruedas de Ø 150 mm: 2 fijas y 2 giratorias (con freno)
- 3 cerraduras de seguridad
- Portapapel integrado
- Portafrascos integrado
- Capacidad de carga estática: 1.100 kg
- Se pueden añadir las siguientes bandejas:
 - Hasta 8 bandejas termoformadas de espuma o rígidas en cajón de 1.176x367 mm
 - Hasta 6 bandejas termoformadas de espuma o rígidas en cajón de 882x367 mm

1100 kg



3.790,00 €

EL SURTIDO MÁS COMPLETO



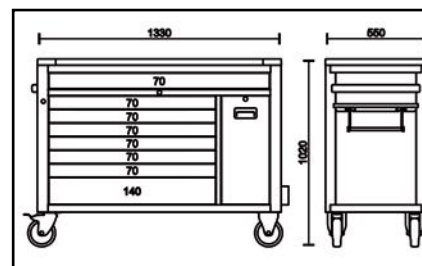
n°		Max
1	70 mm (1.176x367 mm)	40 kg
6	70 mm (882x367 mm)	30 kg
1	140 mm (882x367 mm)	35 kg



024006381

024006387

024006383



52

- 42
BW 55
BW 94
BW 141
- 6-7-8-9-10-11-12-13-14-15-16-17-18-19-20-21-22-23-24-27-30-30-32 mm
 - 6x7-8x9-10x11-12x13-14x15-16x17-18x19-20x22-21x23-24x27-30x32 mm
 - 8x10-10x11-11x13-12x14-17x19-19x22-22x24 mm
 - 8-9-10-11-12-13-14-15-16-17-18-19 mm



35

- 943E
1201E
1202E
1201EN
1202EN
1207E/TX
- 5-5,5-6-7-8-9-10-11-12-13-14 mm
 - 2,5x50-3x75-4x100-5,5x125-6,5x150-8x200 mm
 - PH0x60-PH1x80-PH2x100-PH3x150 mm
 - 4x30 mm
 - PH1x30 mm
 - T6-T7-T8-T9-T10-T15-T20-T25-T27-T30-T40-T45

Beta

059456302

BW 5945/2024

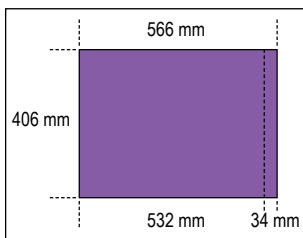
Surtido de 268 herramientas para el mantenimiento general, en termoformados de espuma

990,00 €

**X
268**



para **C45PRO 2.0**



30

- BW 96BPC/SC9** ○ 1,5-2-2,5-3-4-5-6-8-10 mm
BW 42 ● 6-7-8-9-10-11-12-13-14-15-16-17-18-19-20-21-22-24-27-30-32 mm



36

- BW 97TTX** ○ T10-T15-T20-T25-T30
1038 ● 19+60 mm
1036 ● 19+60 mm
1034 ○ 19+60 mm
1032 ○ 19+60 mm
BW 1166BM ● 160 mm
BW 1150BM = 180 mm
BW 1082BM † 160 mm
BW 1052 ‡ 240 mm
BW 1048 † 250 mm

BW 1256/C21-1 ^{4 mm}

⊖	BW 1256LP	1,5-2-2,5 mm
⊕	BW 1256PH	PH0-PH1
⊕	BW 1256PZ	PZ0-PZ1
○	BW 1256PE	0,7-0,9-1,3-1,5-2-2,5-3 mm
⊖	BW 1256TX	T4-T5-T6-T7
⊕	BW 1256RTX	T8-T10-T15
4 mm		99 mm



17

- BW 96T** ○ 2-2,5-3-4-5-6-7-8 mm
BW 34 150-175 mm
BW 1370 300 g
BW 1390 ∅ 35 mm
BW 1719BMA8/Q ■ 200 mm
BW 1719BMA8/T ▲ 200 mm
BW 1719BMA8/P ▮ 200 mm
BW 1719BMA8/M ▽ 200 mm
BW 1719BMA8/R ● 200 mm



25

- 1202E** ● PH0x60-PH1x80-PH2x100-PH3x150 mm
1202EN ● PH1X30 mm
1207E/TX ○ T6-T7-T8-T9-T10-T15-T20-T25-T27-T30-T40-T45
1201EN ● 4x30 mm
1201E ● 2,5x50-3x75-4x100-5,5x125-6,5x150-8x200 mm
BW 1253 ● 3x100 mm



160

- 1/4"** **BW 900** ○ 4-4,5-5-5,5-6-7-8-9-10-11-12-13-14 mm
BW 900L ○ 5-6-7-8-9-10-11-12-13 mm
BW 900LP ● 0,8x4-1,0x5,5-1,2x6,5-1,2x8,0 mm
BW 900PH ● PH1-PH2-PH3
BW 900ME ○ 3-4-5-6-7 mm
BW 900TX ○ T10-T15-T20-T25-T27-T30
BW 900/20 50 mm
BW 900/20L 100 mm
BW 900/25 150 mm
BW 900/30 150 mm
BW 895/1 ○ 1/4" - □ 1/4"
BW 900/42 115 mm
900E/55 ● 125 mm
BW 900/42 115 mm

- 12"** **BW 895/6** ○ 5/16" - □ 1/2"
BW 956C ○ 16 mm - 20,8 mm
BW 920/15F □ 1/2" - ■ 3/8"
BW 910/22 150 mm
910E/55 ● 204 mm
920E/55 ● 267 mm
BW 920A ○ 8-10-11-12-13-14-15-16-17-18-19-20-21-22-23-24-26-27-28-30-32 mm
BW 920/25 125 mm
BW 920/21 125 mm
BW 920/22 255 mm

BW 861/C61 ^{1/4}

⊖	BW 861LP	0,5x3 (2)-0,5x4(2)-0,6x4,5(2)-0,8x5(2)-1,0x5,5(2)-1,0x6(2)-1,6x8(2) mm
⊕	BW 861PH	PH0(2)-PH1(7)-PH2(7)-PH3(2)
⊕	BW 861PZ	PZ0(2)-PZ1(3)-PZ2(3)-PZ3(2)
○	BW 861PE	1,5-2-2,5-3-4-4,5-5-5,5-6-8 mm
⊖	BW 861TX	T9-T10-T15-T20-T25 T27-T30-T40
	BW 882M1	○ 1/4 - ● 1/4

- 3/8"** **BW 910A** ○ 6-7-8-9-10-11-12-13-14-15-16-17-18-19-20-21-22 mm
BW 910/20 75 mm
BW 910/22 150 mm
BW 910/25 150 mm
BW 910/16F □ 3/8" - ■ 1/2"
BW 895/3 ○ 1/4" - □ 3/8"
BW 910E/55 ● 204 mm

Beta

WORKER



Las imágenes que se reproducen son indicativas. Beta Utensili S.p.A. se reserva el derecho de realizar actualizaciones y mejoras en su gama de productos, sin previo aviso.



Beta WORKER

Beta
WORKER



BETA IBERIA S.L.
Avda. de Castilla, 26 - Nave 4 | 28830 San Fernando de Henares (MADRID)
Tel.: 91 677 83 40 | Email: beta.iberia@beta-tools.com | www.beta-tools.es