

equinox

# equinox

HOT TUBS & SWIMSPAS MADE FOR THE FUTURE.....

SPATECH



# Contents

Welcome.....	page 3
Filters / Ozone.....	page 4
Wifi / Bluetooth.....	page 5
Jets.....	page 6
Spatech / Air Blower....	page 7

EQ130 Lite.....	page 8
EQ360 Lite.....	page 10
EQ570 Lite.....	page 12

EQ360 Pro.....	page 14
EQ570 Pro.....	page 16
EQ770 Pro.....	page 18

EQ440 Swimspa.....	page 20
EQ600 Swimspa .....	page 22

EQ440 Pool .....	page 24
EQ600 Pool .....	page 26





# Oasis PureBlue® Filters

The Oasis Pure Blue filter gives your hot tub crystal clear water and increased filter life. The filter catches debris and bacteria in your hot tub meaning fewer bacteria and odours and less cleaning



## Improved water quality

Ozone is a powerful oxidizer that can destroy bacteria, viruses, and other contaminants in the water.

Reduced chemical use:

Our ozone mixing chamber allows for a lower concentration of chemicals in the water, making it safer and more pleasant to use.

Longer-lasting water:

Ozone helps to prevent the buildup of organic material in the water, which can lead to cloudy water and unpleasant odours. By reducing the buildup of contaminants, the water in the hot tub can last .





# Optional Hot Tub Wifi Bluetooth and Speakers



## WIFI CONTROL

Control your hot tub home and away with your mobile giving you true freedom to change the temperature before getting home. Plus the added benefits to change filter time and check your hot tub is running perfectly.

## BLUETOOTH

As you wind down in your spa listen to your favourite music via Bluetooth connection from your smart device!

You can connect to your smart device via Bluetooth, supports iPhone, Android, tablets with Bluetooth support.

What's more relaxing than sitting in a hot tub? Sitting in a hot tub and listening to your favourite tunes! These speakers bring the music directly to you while you're enjoying the warm, bubbly water.

Each model can be fitted with 2 x side skirt mounted marine grade waterproof speakers.





# Jets

E - Style Hot Tub Jets  
Both Rotary and Directional





With 18 years of experience, the **SPATECH** control system offers a new world of possibilities for spa users.

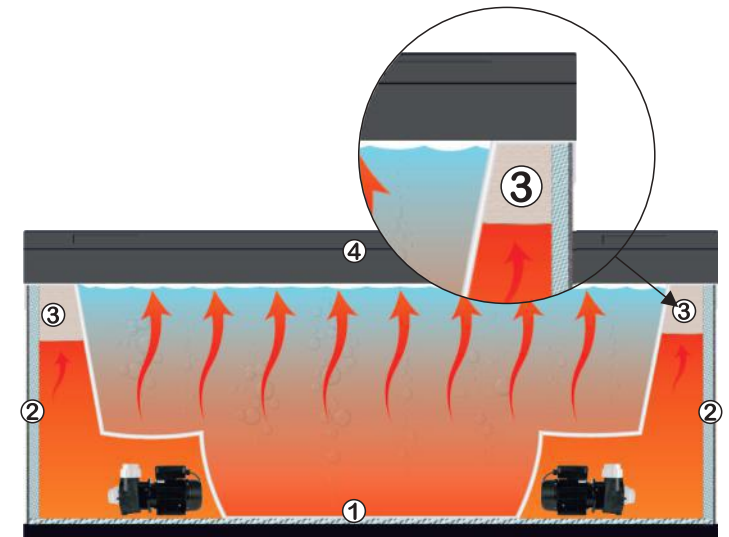
The new fully-featured spa systems from **SPATECH** include all the premium features you'd expect, and offer the perfect balance between style and functionality. Both models include integrated WiFi options, and are engineered to be the most intuitive and robust system on the market. The systems are easy to configure and operate, with an emphasis on being both engineer and user friendly.



**400 Watt Pre-heated Blower**  
This airjet massage system is an addition to powerful hydro jets. Equinox hot tubs also include a soothing, pre-heated air bubble massage system which offers a different feeling plus great for the kids.

With our new edge foam insulation injected into the top quarter of the spa, we've noticed a significant reduction in heat loss. Whilst also leaving access to all pipes jets and equipment. The new equinox range incorporates all four elements of heat loss retention:

- 1: Silver thermal insulation sheet on the base of the hot tub,
- 2: Thicker silver thermal insulation on the sides of the skirt,
- 3: Full foam insulation in the top quarter of the hot tub,
- 4: Hot tub cover.





Dark wood side skirt



Alpine White acrylic



Dark Grey hot tub cover

















# EQ130 Lite



13AMP 2kW



Small and compact and ready for small gardens and balconies.

-  Size 2000 x 1640 x 760mm
-  Intelligent Controls MP31-2kw
-  Skirt Lock & Base Insulation  
Edge Foaming
-  Circ LX - WTC50 pump  
Massage Pump LX - LP300
-  Hydro Jets: 24
-  Air Massage Jets: NO
-  Wifi Optional
-  Bluetooth Optional
-  Controls Spatech CA100
-  Acrylic Colour: Alpine White
-  Waterline LEDS
-  Features: No

Empty weight 190 kg Water capacity 850L



Colour  
Changing  
LED Lights



Spatech  
Colour Screen  
Controls



Ozone  
System



Filtration  
System  
Blue Filter







Dark wood side skirt



Dark Grey hot tub cover



Alpine White acrylic















# EQ360 Lite

 13AMP 2kW



Ideal family hot tub - 4 seats and a comfortable lounge with easy access step into the hot tub

-  Size 2000 x 2000 x 820mm
-  Intelligent Controls MP31-2kw
-  Skirt Lock & Base Insulation Edge Foaming
-  Circ LX - WTC50 pump  
Massage Pump LX - LP300
-  Hydro Jets: 25
-  Air Massage Jets: NO
-  Wifi Optional
-  Bluetooth Optional
-  Controls Spatech CA100
-  Acrylic Colour: Alpine White
-  Waterline LEDS - Corner LEDS
-  Features: No

Empty weight 307kg Water capacity 995L



Colour Changing LED Lights



Spatech Colour Screen Controls



Ozone System



Filtration System Blue Filter







Dark wood side skirt



Alpine White acrylic



Dark Grey hot tub cover





# EQ570 Lite

 13AMP 2kW





Larger family hot tub with the benefits of double loungers  
Perfect relaxation

 Size 2120 x 2120 x 920mm

 Intelligent Controls MP31-2kw

 Skirt Lock & Base Insulation  
Edge Foaming

 Circ LX - WTC50 pump  
Massage Pump LX - LP300

 Hydro Jets: 27

 Air Massage Jets: NO

 Wifi Optional

 Bluetooth Optional

 Controls Spatech CA100

 Acrylic Colour: Alpine White

 Waterline LEDS - Corner LEDS

 Features:

Empty weight 300kg Water capacity 1310L



Colour  
Changing  
LED Lights



Spatech  
Colour Screen  
Controls



Ozone  
System



Filtration  
System  
Blue Filter







Dark wood side skirt



Alpine white acrylic



Dark gray hot tub cover





# EQ360 Pro

32AMP 3kW



Deluxe family hot tub - 4 seats and a comfortable lounger with hot air bubbles and touch screen

- Size 2000 x 2000 x 820mm
- Intelligent Controls TP10 - 3kw
- Skirt Lock & Base Insulation
- Edge Foaming
- Circ LX - WTC50 pump
- Massage Pump LX - LP300 X2
- Hydro Jets: 39
- Air Massage Jets: 10
- Wifi Optional
- Bluetooth Optional
- Controls Spatech CA300
- Acrylic Colour: Alpine White
- Waterline LEDS - Corner LEDS
- Features: Pop-up Fountains

Empty weight 307kg Water capacity 995L



Colour  
Changing  
LED Lights



Spatech  
Colour Screen  
Controls



Ozone  
System



Filtration  
System  
2 Blue Filters







Dark wood side shirt



Alpine white acrylic



Dark gray hot tub cover





# EQ570 Pro

32AMP 3kW



Deluxe family hot tub - with 2 comfortable loungers with hot air bubbles and touch screen

- Size 2120 x 2120 x 920mm
- Intelligent Controls TP10 - 3kw
- Skirt Lock & Base Insulation
- Edge Foaming
- Circ LX - WTC50 pump
- Massage Pump LX - LP300 X2
- Hydro Jets: 43
- Air Massage Jets: 8
- Wifi Optional
- Bluetooth Optional
- Controls Spatech CA300
- Acrylic Colour: Alpine White
- Waterline LEDS - Corner LEDS
- Features: Pop-up Fountains

Empty weight 335kg Water capacity 1310L



Colour Changing LED Lights



Spatech Colour Screen Controls



Ozone System



Filtration System  
2 Blue Filters







Dark wood side skirt



Alpine white acrylic



Dark gray hot tub cover





# EQ770 Pro

32<sup>AMP</sup> 3<sup>kW</sup>



Deluxe large family hot tub - with 2 comfortable loungers with hot air bubbles and touch screen

- Size 2300x 2300 x 920mm
- Intelligent Controls TP10 - 3kw
- Skirt Lock & Base Insulation
- Edge Foaming
- Circ LX - WTC50 pump
- Massage Pump LX - LP300 X2
- Hydro Jets: 45
- Air Massage Jets: 10
- Wifi Optional
- Bluetooth Optional
- Controls Spatech CA300
- Acrylic Colour: Alpine White
- Waterline LEDS - Corner LEDS
- Features: Pop-up Fountains

Empty weight 425kg Water capacity 1610L



Colour  
Changing  
LED Lights



Spatech  
Colour Screen  
Controls



Ozone  
System



Filtration  
System  
2 Blue Filters







Dark Grey side skirt



Alpine white acrylic



Dark gray hot tub cover





# EQ440 Swim


32<sup>AMP</sup> 3<sup>kW</sup>



Deluxe family Swimspace - with 3 comfortable seats and easy access steps. 2 Powerful swim jets

 Size 4430 x 2350 x 1290mm

 Intelligent Controls MP31 - 3kW

 Skirt Lock & Base Insulation  
Full Foaming

 Circ LX - WTC50 pump  
Massage Pump LX - LP300 X2

 Hydro Jets: 14

 Swim Jets: 2

 Wifi Included

 Bluetooth Optional

 Controls Spatech CA300

 Acrylic Colour: Alpine White

 Waterline LEDS - Corner LEDS

 Features:

Empty weight 804kg Water capacity 6300L



Colour  
Changing  
LED Lights



Spatech  
Colour Screen  
Controls




Ozone  
System



Filtration  
System  
2 Blue Filter







Dark Grey side skirt



Alpine white acrylic



Dark gray hot tub cover





# EQ600 Swim


32<sup>AMP</sup> 3<sup>kW</sup>



Deluxe family Swimspa - with 3 comfortable seats and easy access steps. 2 Powerfull swim jets

 Size 5915 x 2350 x 1290mm

 Intelligent Controls MP31 - 3kw

 Skirt Lock & Base Insulation  
Full Foaming

 Circ LX - WTC50 pump  
Massage Pump LX - LP300 X2

 Hydro Jets: 14

 Swim Jets: 2

 Wifi Included

 Bluetooth Optional

 Controls Spatech CA300

 Acrylic Colour: Alpine White

 Waterline LEDS - Corner LEDS

 Features:

Empty weight 1152kg Water capacity 9235L



Colour  
Changing  
LED Lights



Spatech  
Colour Screen  
Controls



Ozone  
System



Filtration  
System  
2 Blue Filter







Dark Grey side shirt



Alpine white acrylic



Dark gray hot tub cover

















# EQ440 Pool

32<sup>AMP</sup> 3<sup>kw</sup>



Deluxe family Swim Pool including  
walkin steps - 2 powerfull swim jets

-  Size 4430 x 2350 x 1290mm
-  Intelligent Controls MP31 - 3kw
-  Skirt Lock & Base Insulation  
Full Foaming
-  Circ LX - WTC50 pump  
Massage Pump LX - LP300 X2
-  Hydro Jets: NO
-  Swim Jets: 2
-  Wifi Included
-  Bluetooth Including
-  Controls Spatech CA300
-  Acrylic Colour: Alpine White
-  Waterline LEDS - Corner LEDS
-  Features: Water Fountains

Empty weight 735kg Water capacity 5690L



Colour  
Changing  
LED Lights



Spatech  
Colour Screen  
Controls



Ozone  
System



Filtration  
System  
2 Blue Filter







Dark Grey side skirt



Alpine white acrylic



Dark gray hot tub cover

















# EQ600 Pool

32<sup>AMP</sup> 3<sup>kW</sup>



Deluxe family Swim Pool including  
walkin steps - 2 powerfull swim jets

-  Size 5915 x 2350 x 1290mm
-  Intelligent Controls MP31 - 3kw
-  Skirt Lock & Base Insulation  
Full Foaming
-  Circ LX - WTC50 pump  
Massage Pump LX - LP300 X2
-  Hydro Jets: NO
-  Swim Jets: 2
-  Wifi Included
-  Bluetooth Including
-  Controls Spatech CA300
-  Acrylic Colour: Alpine White
-  Waterline LEDS - Corner LEDS
-  Features: Water Fountins

Empty weight 1020kg Water capacity 8970L



Colour  
Changing  
LED Lights



Spatech  
Colour Screen  
Controls



Ozone  
System



Filtration  
System  
2 Blue Filter







oasis outdoor living

**MAKE YOUR LIFE *A HOLIDAY***