

EXELSIUS

GENIUS

SELECTIVE

**• SURFACE
ACTIVATION**



**THE SELECTIVE SURFACE ACTIVATION SOLUTION
FOR PRINTED CIRCUIT BOARDS**

**PATENTED INDUSTRIAL
SOLUTION DEVELOPED
FOR THE PCB
INDUSTRY**

**AUTOMATIC PATH
PROGRAMMING**

**SELECTIVE
ACTIVATION
GUARANTEEING
COMPONENT
INTEGRITY**


GENIUS

GENIUS TECHNOLOGY

AcXys atmospheric pressure air plasma technology improves surface tension by adding large quantities of polar chemical functions on the extreme surface (a few nanometres).

These polar functions generate numerous Van Der Waals interactions with the deposited materials, improving their wettability and the adhesion of the protective coating.

A blown plasma is implemented. It allows only electrically neutral chemical functions to be added to the extreme surface, thus avoiding any ESD phenomena. This plasma technology also enables rapid selective treatment, in line with the shortest cycle times and selected areas to be protected.



ELIMINATES DEWETTING AND IMPROVES COATING ADHESION


GENIUS incorporates a proven technology for increasing surface tension in the activated zone. This ensures better adhesion of coatings and adhesives after application, eliminating any risk of dewetting. Your circuit boards are better protected from non-conformities, with enhanced adhesion on the area to be coated.

RAPID INTEGRATION INTO YOUR PRODUCTION LINE

GENIUS features automatic programming of its plasma torch path via embedded intelligence. This guarantees all the parameters required for effective activation of the selected surfaces.

COMPONENT INTEGRITY

Thanks to its AcXys atmospheric pressure air plasma technology, combined with parameters characterized and proven by EXELSIUS, GENIUS equipment guarantees the physical and electrical integrity of your components, whatever their MSL level and ESD class.



TECHNICAL DATA

STANDARD GENIUS

Dimensions (LxWxH) excluding signal tower	1000 x 1250 x 1800 mm
Power supply	230 V AC- 50/60 Hz
Installed capacity	2,5 kW
Weight	450 kg
Extraction diameter	125 mm
Extraction rate	250 m ³ /h
Compressed air (safety shutters and plasma torch)	6 bars - 60 L/min
Relative humidity	45 to 75%
CONVEYORS	
Standard conveyor type	ESD belt
Clearance height	+/- 100 mm
Length	1000 mm
Width	50 to 450 mm
Speed	500 to 2850 mm/min
Conveying height	950 +/- 50 mm
Maximum load	3 kg/m

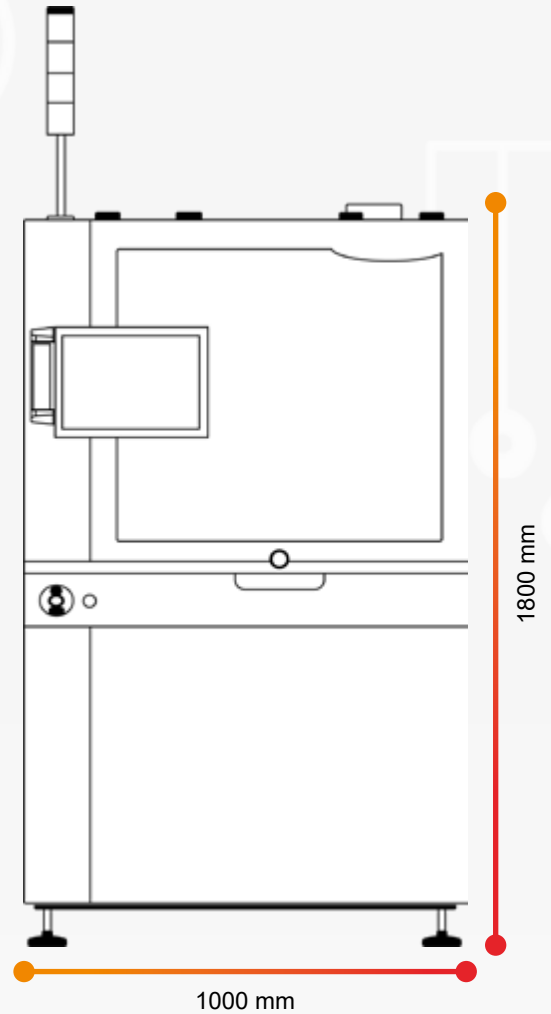
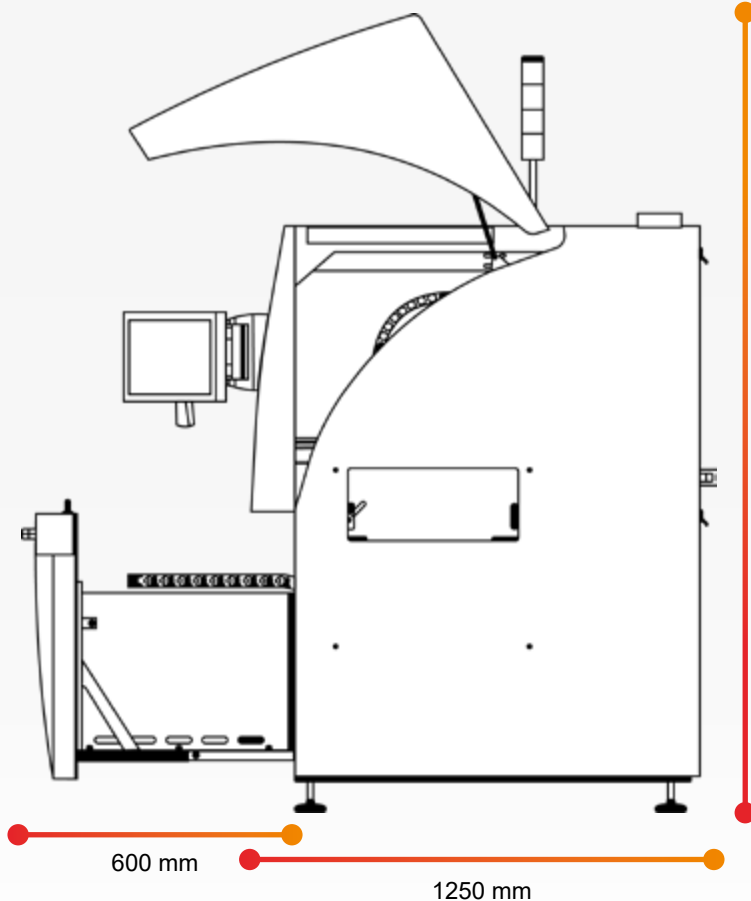
These specifications are not binding



OPTIONS

- Bar code reader
- Right/left conveyor

Some options are not compatible with each other.



For more information on this equipment, scan the QR code and contact our sales team



EXELSIUS

Parc d'activités de l'Argile - 460 Avenue de la Quiéra - Allée E - Lot 213
F-06370 MOUANS-SARTOUX - tel : +33(0)4 93 95 18 11 - contact@exelsius.com
www.exelsius.com