

Ioana Mădălina Bucșan

# LIMBA ENGLEZĂ

pentru clasa a III-a

• noțiuni de vocabular

• noțiuni de gramatică

NAME:

.....

.....

SCHOOL:

.....

editura ELICART



## CONTENTS

No	TOPIC	VOCABULARY	STRUCTURES / GRAMMAR	Page
1	<ul style="list-style-type: none"> <li>• The English Alphabet</li> <li>• The colours</li> </ul>	the letters the colours	Can you spell your name? What begins with...? What colour is this?	5 – 7
2	<ul style="list-style-type: none"> <li>• Parts of the day</li> <li>• Greetings</li> <li>• Introductions</li> <li>• Activities</li> </ul>	morning, afternoon, evening, night, stand, sit, point, open, come, go, look, put, take	Hello! Hi! Good morning! See you soon! Welcome! What's your name? How old are you? Where are you from? Stand up! Open your book!	8 – 11
3	<ul style="list-style-type: none"> <li>• The article</li> <li>• Domestic animals and poultry</li> </ul>	domestic animals and poultry	The article: - a / an - the	12 – 16
4	<ul style="list-style-type: none"> <li>• Numbers</li> <li>• Wild animals</li> <li>• Sea animals</li> <li>• Birds</li> </ul>	numbers (0 – 100), wild animals, sea animals, birds	What number is this? What is your favourite number? What is your favourite animal / bird? What colour is your favourite animal / bird?	17 – 22
5	<ul style="list-style-type: none"> <li>• This, That, These, Those</li> <li>• Fruits</li> <li>• Vegetables</li> <li>• At the greengrocer's</li> </ul>	fruits, vegetables, shop assistant, customer, alright, enough	Demonstratives: - this, that, these, those. What is your favourite fruit / vegetable? Can I help you? I would like some... How much is it? That's all!	23 – 29
	<b>Revision 1</b>			30 – 31
6	<ul style="list-style-type: none"> <li>• The house</li> <li>• School objects</li> <li>• There is / There are</li> <li>• Prepositions of place</li> <li>• Asking and giving directions</li> </ul>	the house, the rooms of the house, the furniture, the school objects, giving directions	There is / There are How many...? Prepositions of place: - in, on, under, near. Where is the...? Could you tell me the way to...? How can I get to...?	32 – 39

7	<ul style="list-style-type: none"> <li>• The family</li> <li>• Personal pronouns</li> <li>• To be</li> </ul>	family members	Personal pronouns Verb TO BE: affirmative, negative, interrogative	40 – 45
8	<ul style="list-style-type: none"> <li>• The human body</li> <li>• To have got</li> </ul>	the human body, describing words (big, tall, fat, long, small, short, thin)	Verb TO HAVE GOT: affirmative, negative, interrogative	46 – 52
9	<ul style="list-style-type: none"> <li>• The verb can</li> <li>• Verbs – abilities</li> </ul>		Can / Cannot (Can't) – abilities	53 – 57
10	<ul style="list-style-type: none"> <li>• Plural noun forms</li> <li>• Toys</li> </ul>	Toys	Plural noun forms	58 – 63
	<b>Revision 2</b>			64 – 65
11	<ul style="list-style-type: none"> <li>• Clothes</li> <li>• Shopping for a dress</li> <li>• Jobs</li> <li>• The possessive adjectives</li> </ul>	clothes, shopping (size, credit cards, cash)	Can I try it / them on? How does it fit? How would you like to pay? Possessive adjectives Whose...?	66 – 72
12	<ul style="list-style-type: none"> <li>• Food and drinks</li> <li>• I like, I don't like</li> </ul>	food and drinks	I like / I don't like	73 – 76
13	<ul style="list-style-type: none"> <li>• The seasons</li> <li>• The weather</li> <li>• The days of the week</li> <li>• The time</li> </ul>	the seasons, the weather, the days of the week	What is your favourite season?	77 – 81
14	• Present Continuous Tense		The Present Continuous Tense - affirmative, interrogative, negative - ing forms	82 – 87
15	• Present Simple Tense		The Present Simple Tense	88 – 93
16	<b>Special Days</b>	Christmas, Easter, Mother's Day, Halloween		94 – 97
	<b>Revision 3</b>			98 – 100

# UNIT 1

## THE ENGLISH ALPHABET / ALFABETUL LIMBII ENGLEZE

### THE COLOURS / CULORILE



## THE ENGLISH ALPHABET / ALFABETUL LIMBII ENGLEZE


### 1 Repeat after your teacher.

Repetă după profesoara ta / profesorul tău.

- A [ei]
- B [bi:]
- C [si:]
- D [di:]
- E [i:]
- F [ef]
- G [dʒi:]
- H [eitʃ]
- I [ai]
- J [dʒei]
- K [kei]
- L [el]
- M [em]
- N [en]
- O [əʊ]
- P [pi:]
- Q [kju:]
- R [ɑ:]
- S [es]
- T [ti:]
- U [ju:]
- V [vi:]
- W ['dʌblju:]
- X [eks]
- Y [wai]
- Z [zed]

### 2 Questions with letters.

Întrebări cu litere.



- Can you spell your name?**  
Poți să-ți spui numele pe litere?
- What begins with O?**  
Ce începe cu litera O?
- Can you think of anything that begins with M?**  
Te poți gândi la ceva care începe cu M?
- Can you spell your mother's name?**  
Poți spune numele mamei tale pe litere?
- How many things can you name that begin with the letter A?**  
Cât de multe lucruri care încep cu litera A poți numi?
- What is big and grey and begins with E?**  
Ce este mare și gri și începe cu E?
- What thing beginning with U do you need when it rains?**




De ce obiect care începe cu litera U ai nevoie atunci când plouă?



## THE COLOURS / CULORILE

- **green** = verde;
- **red** = roșu;
- **yellow** = galben;
- **blue** = albastru;
- **orange** = portocaliu;
- **black** = negru;
- **brown** = maro;
- **pink** = roz;



- **white** = alb;
- **grey** = gri;
- **purple** = ov;
- **violet** = violet;
- **gold** = auriu;
- **silver** = argintiu.

### ❖ Nuanțe de culori:

- ❖ **light** – deschis;
- ❖ **dark** – închis;
- ❖ **light blue** – albastru deschis;
- ❖ **dark blue** – albastru închis.



**Colourful** – colorat / colorată



### 3 Read and colour the letters.

Citește și colorează literele.

Colour the letter **A** red.

Colour the letter **B** dark blue.

Colour the letter **C** light green.

Colour the letter **D** yellow.

Colour the letter **E** orange.

Colour the letter **F** pink.

Colour the letter **G** black.

Colour the letter **H** white.

Colour the letter **I** brown.

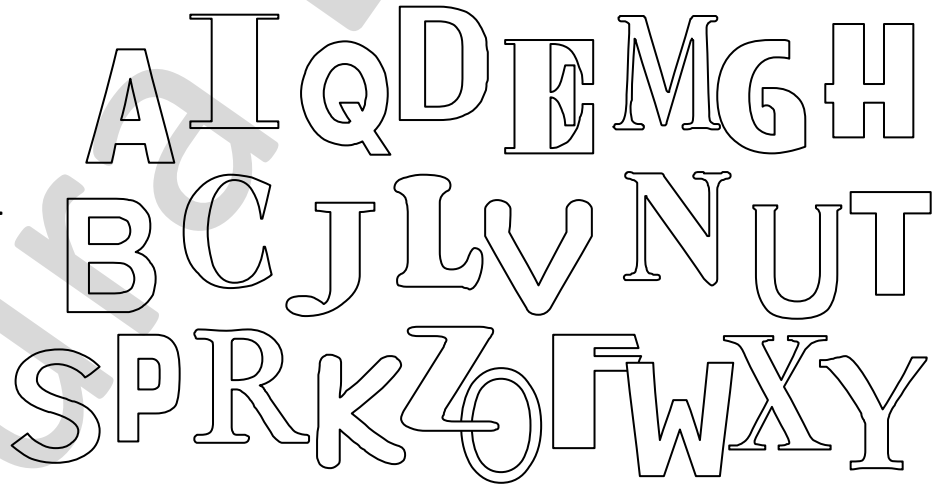
Colour the letter **J** grey.

Colour the letter **K** purple.

Colour the letter **L** light red.

Colour the letter **M** blue.

Colour the letter **N** dark green.



Colour the letter **O** yellow.

Colour the letter **P** orange.

Colour the letter **Q** pink.

Colour the letter **R** black.

Colour the letter **S** gold.

Colour the letter **T** silver.

Colour the letter **U** grey.

Colour the letter **V** purple.

Colour the letter **W** red.

Colour the letter **X** yellow.

Colour the letter **Y** green.






















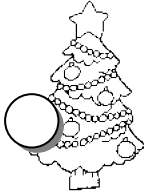




Colour the letter **Z** blue.

4

Put the corresponding numbers in the circles and complete the words.

Pune numerele corespunzătoare în cercuri și completează cuvintele.

- 1. A is for ..... *apple*
- 2. B is for .....
- 3. C is for .....
- 4. D is for .....
- 5. E is for .....
- 6. F is for .....
- 7. G is for .....
- 8. H is for .....
- 9. I is for .....
- 10. J is for .....
- 11. K is for .....
- 12. L is for .....
- 13. M is for .....
- 14. N is for .....
- 15. O is for .....
- 16. P is for .....
- 17. Q is for .....
- 18. R is for .....
- 19. S is for .....
- 20. T is for .....
- 21. U is for .....
- 22. V is for .....
- 23. W is for .....
- 24. X is for .....
- 25. Y is for .....
- 26. Z is for .....

			
candy cane	goat	fox	apple
			
ice cream	elephant	lion	bear
			
hippo	monkey	kangaroo	
			
rooster	nut	dolphin	
			
pineapple	zebra	jacket	
			
schoolbag	vet	watermelon	
			
unicorn	X-mas	tulips	
			
queen	orange	Yeti	

# UNIT 2

## PARTS OF THE DAY / PĂRȚILE ZILEI GREETINGS / FORMULE DE SALUT INTRODUCTIONS / FORMULE DE PREZENTARE


### ➡ PARTS OF THE DAY / PĂRȚILE ZILEI

### ➡ GREETINGS / FORMULE DE SALUT

#### 1 Repeat after your teacher.

Repetă după profesorul tău / profesoara ta.



- ✓ **morning** = dimineață
- ✓ **afternoon** = prânz
- ✓ **evening** = seară
- ✓ **night** = noapte



- ✓ **Hello! / Hi!** = Bună! / Salut!
- ✓ **Good morning!** = Bună dimineața!
- ✓ **Good afternoon!** = Bună ziua!
- ✓ **Good evening!** = Bună seara!
- ✓ **Good night!** = Noapte bună!
- ✓ **Good bye!** = La revedere!
- ✓ **Bye!** = Pa!
- ✓ **See you soon!** = Pe curând!
- ✓ **Welcome!** = Bine ați venit!

#### 2 Write the greetings under each picture and colour it.

Scrive formulele de salut sub fiecare imagine și coloreaz-o.



**3 Listen to your teacher and repeat.**

Ascultă-ți profesorul și repetă.



**INTRODUCTIONS / FORMULE DE PREZENTARE**

**What is your name?** → Care este numele tău? / Cum te numești?

**My name is ...** → Numele meu este ...

**How old are you?** → Câți ani ai?

**I am ... years old.** → Eu am ... ani.

**Where are you from?** → De unde ești? / Unde locuiești?

**I am from Romania.** → Eu sunt din România.



**4 Read the conversation.**

Citește conversația.



**I am a girl.**



**I am a boy.**

**Ann:** What is your name?

**Max:** My name is Max. What is your name?

**Ann:** My name is Ann and I am 12 years old. How old are you?

**Max:** I am 10 years old. Where are you from?

**Ann:** I am from Romania. Where are you from?

**Max:** I am from Romania, too.

**5 Write the answers to these questions.**

Scrive răspunsurile la aceste întrebări.

✓ What is your name?

---

✓ How old are you?

---

✓ Where are you from?

---




## ◆ ACTIVITIES / ACTIVITĂȚI


### 6 Listen to your teacher and repeat:

Ascultă-ți profesorul și repetă:

- ✓ **Stand up!** – Ridică-te în picioare!
- ✓ **Sit down!** – Stai jos!
- ✓ **Open the book!** – Deschide cartea!
- ✓ **Close the book!** – Închide cartea!
- ✓ **Point to the window!** – Arată spre geam!
- ✓ **Point to the door!** – Arată spre ușă!
- ✓ **Point to the ceiling!** – Arată spre tavan!
- ✓ **Point to the blackboard!** – Arată spre tablă!
- ✓ **Go to the door!** – Du-te la ușă!
- ✓ **Go to the blackboard!** – Du-te la tablă!
- ✓ **Go to the window!** – Du-te la fereastră!
- ✓ **Open the window!** – Deschide fereastra!
- ✓ **Shut the window!** – Închide fereastra!
- ✓ **Come here!** – Vino aici!
- ✓ **Go to your place!** – Du-te la locul tău!
- ✓ **Turn around!** – Întoarce-te!
- ✓ **Clap your hands!** – Bate din palme!
- ✓ **Shake your hands!** – Scutură din mâini!
- ✓ **Take the book off the table!** – Ia cartea de pe masă!
- ✓ **Put the book in the schoolbag!** – Pune cartea în ghiozdan!
- ✓ **Take the schoolbag off the floor!** – Ia ghiozdanul de pe podea!
- ✓ **Put the schoolbag on the floor!** – Pune ghiozdanul pe podea!
- ✓ **Quiet, please!** – Liniște, vă rog!


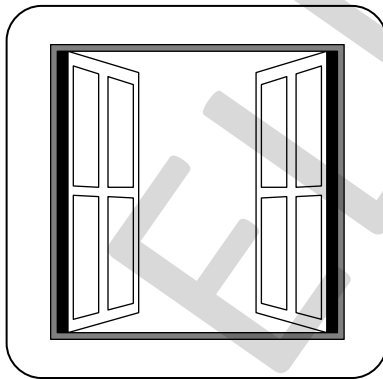
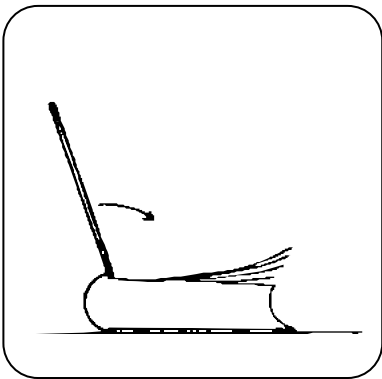


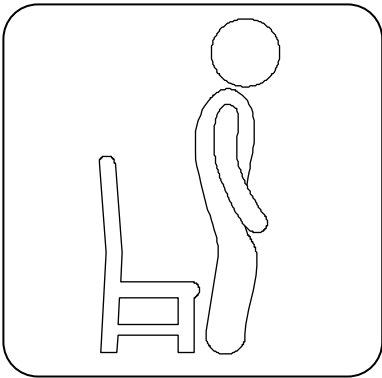


Do these actions! – Execută aceste acțiuni!



**7** Write the actions under each picture.

Scie acțiunile sub fiecare imagine.



**8** Translate into English.

Tradu în limba engleză.

a) Care este numele tău?

---

b) Câți ani ai tu?

---

c) Bună ziua!

---

d) Pune cartea pe bancă!

---

e) Du-te la tablă!

---



## THE ARTICLE / ARTICOLUL

### DOMESTIC ANIMALS AND POULTRY / ANIMALE ȘI PĂSĂRI DOMESTICE



## THE ARTICLE / ARTICOLUL

*Articolul este un cuvânt care însoțește un substantiv, arătând în ce măsură obiectul denumit de acesta este cunoscut vorbitorului.*

În limba engleză există două tipuri de articol:

- ❖ Articolul nehotărât a / an se traduce în limba română prin **un** sau **o** și stă în fața unor ființe, lucruri sau fenomen al naturii.

- **a** – se folosește în fața cuvintelor care încep cu **o consoană**:  
b, c, d, f, g, h, j, k, l, m, n, p, q, r, s, t, v, w, x, y, z.

*Examples / Exemple:*




**a** boy – un băiat;  
**a** girl – o fată.

- **an** – se folosește în fața cuvintelor care încep cu **o vocală**:  
a, e, i, o, u.

*Examples / Exemple:*

**an** apple – un măr;  
**an** egg – un ou;  
**an** ice-cream – o înghețată;  
**an** orange – o portocală;  
**an** umbrella – o umbrelă.



- ❖ Articolul hotărât the: nu se traduce în limba română și se așază atât în fața cuvintelor care încep cu o vocală, cât și în fața celor care încep cu o consoană, arătând că obiectul este binecunoscut vorbitorului.

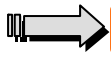
*Examples / Exemple:*



**the** boy – băiatul;  
**the** apples – merele.



**the** girl – fata;  
**the** orange – portocala.



# DOMESTIC ANIMALS AND POULTRY / ANIMALE ȘI PĂSĂRI DOMESTICE

1 Repeat after your teacher the domestic animals and poultry and then put the numbers in the circles:

Repetă după profesorul tău animalele și păsările domestice și apoi pune numerele în cercuri:

1. the horse – calul;

2. the donkey – măgarul;

3. the cow – vaca;

4. the ox – boul;

5. the pig – porcul;

6. the goat – capra;

7. the sheep – oaia;

8. the lamb – mielul;

9. the rabbit – iepurele;

10. the dog – câinele;

11. the puppy – cățelul;

12. the cat – pisica;

13. the kitten – pisicuța;

14. the hen – găina;

15. the rooster – cocoșul;






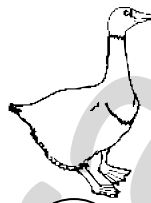



16. the chicken – puiul;

17. the duck – rața;

18. the duckling – rățușca;

19. the goose – gâsca;

20. the turkey – curcanul;




**2****Fill in with „a” or „an” and translate into Romanian.**Completează cu **a** sau **an** și tradu în română.

- ❖ ..... kitten = \_\_\_\_\_
- ❖ ..... horse = \_\_\_\_\_
- ❖ ..... puppy = \_\_\_\_\_
- ❖ ..... sheep = \_\_\_\_\_
- ❖ ..... goat = \_\_\_\_\_
- ❖ ..... turkey = \_\_\_\_\_
- ❖ ..... goose = \_\_\_\_\_
- ❖ ..... cow = \_\_\_\_\_
- ❖ ..... rooster = \_\_\_\_\_
- ❖ ..... lamb = \_\_\_\_\_

**3****Read the words in the box and put the correct number in the circle.**

Citește cuvintele din chenar și pune numărul corect în cerc.



1. the sheep;

2. the rabbit;

3. the cow;

4. the cat;

5. the hen;

6. the pig;

7. the horse;


8. the duck.

**4 Put „a” or „an”, read, translate and colour.**


Pune **a** sau **an**, citește, tradu și colorează.




..... colourful rooster =




..... orange and yellow duck =




..... black and white cow =



..... dark brown horse =



..... grey sheep =



..... pink pig =



**ATTENTION!**  
**ATENȚIE!**


**În limba engleză culoarea stă în fața obiectului descris!**

**5 Translate into English like in the example.**

Tradu în limba engleză ca în exemplu.



**Example / Exemplu:** un curcan colorat = a colourful turkey



- un măgar gri = \_\_\_\_\_
- o capră albă = \_\_\_\_\_
- un iepure alb = \_\_\_\_\_
- o găină maro = \_\_\_\_\_
- un cal negru = \_\_\_\_\_
- o rață colorată = \_\_\_\_\_
- o oaie albă = \_\_\_\_\_
- o pisicuță portocalie = \_\_\_\_\_
- un cățeluș maro = \_\_\_\_\_
- un câine maro deschis = \_\_\_\_\_

**6 Translate into Romanian.**

Tradu în limba română.

➤ The duckling is orange and the chicken is yellow.

➤ The puppy is light brown and the kitten is white.

➤ The cat is black and the rooster is colourful.

7

**Put the letters in order.**

Pune literele în ordine.

- *g p i* →
- *r s e o h* →
- *e s e p h* →
- *t o a g* →
- *w o c* →
- *n h e* →
- *k u c d* →

8


**Colour according to the indications.**

Colorează conform indicațiilor.

- The horse is light brown.
- The cow is black and white.
- The rooster is colourful.
- The duck is orange.
- The sheep is grey.
- The ox is black.
- The pig is pink.

IS = ESTE

AND = ȘI



9

**Translate into English.**

Tradu în limba engleză.

- Câinele este maro și pisica este portocalie.
- .....
- Calul este negru și măgarul este gri.
- .....
- Oaia este albă și capra este neagră.
- .....
- Gâsca este portocalie și albă și rața este portocalie și galbenă.
- .....
- Coccoșul este colorat și găina este maro deschis.
- .....

# UNIT 4

## NUMBERS / NUMERE WILD ANIMALS / ANIMALE SĂLBATICE SEA ANIMALS / ANIMALE MARINE BIRDS / PĂSĂRI



### NUMBERS / NUMERE


*Repeat after your teacher.*

*Repetă după profesorul tău / profesoara ta.*

- 0 – zero
- 1 – one
- 2 – two
- 3 – three
- 4 – four
- 5 – five
- 6 – six
- 7 – seven
- 8 – eight
- 9 – nine
- 10 – ten
- 11 – eleven
- 12 – twelve
- 13 – thirteen
- 14 – fourteen
- 15 – fifteen
- 16 – sixteen
- 17 – seventeen
- 18 – eighteen
- 19 – nineteen
- 20 – twenty
- 30 – thirty
- 40 – forty
- 50 – fifty
- 60 – sixty
- 70 – seventy
- 80 – eighty
- 90 – ninety
- 100 – one hundred

*Join the dots from 1 to 50 and complete the picture.  
Now colour it!*

*Unește numerele de la 1 la 50 și completează imaginea.  
Acum colorează-o!*





## EXERCISES / EXERCIȚII


### 1 Write the numbers in words.

Scrive numerele în cuvinte.

❖ 12 .....	7 .....
❖ 18 .....	20 .....
❖ 2 .....	30 .....
❖ 40 .....	80 .....
❖ 15 .....	60 .....
❖ 70 .....	8 .....
❖ 19 .....	100 .....

### 2 Match the numbers with the words.

Unește numerele cu denumirea lor.



10	six	60	eighty
6	eighteen	80	forty
9	ten	90	one hundred
18	fifty	20	thirteen
17	seventeen	70	ninety
30	nine	40	twenty
50	fourteen	13	seventy
14	thirty	100	sixty

### 3 Complete the numbers with the missing letters.

Completează numerele cu literele care lipsesc.

EL__E_	T_E_V_	T__RT_E_	F__R_EEN
F__TEEN	S_X_E_N	SE_E_T_EN	E__H_E_N

### 4 Complete the answers to these questions.

Completează răspunsurile la aceste întrebări.

- How old is your father?  
(Câți ani are tatăl tău?)  
My father is \_\_\_\_\_
- What is your favourite number?  
(Care este numărul tău favorit?)  
My favourite number is \_\_\_\_\_






## WILD ANIMALS / ANIMALE SĂLBATICE

### Repeat after your teacher.

Repetă după profesorul tău / profesoara ta.


- |  |   |  |
|--|---|--|
| ❖ <b>one elephant</b> = un elefant     | → | <b>two elephants</b> = doi elefanți      |
| ❖ <b>one lion</b> = un leu             | → | <b>two lions</b> = doi lei               |
| ❖ <b>one tiger</b> = un tigru          | → | <b>two tigers</b> = doi tigri            |
| ❖ <b>one zebra</b> = o zebra           | → | <b>two zebras</b> = două zebre           |
| ❖ <b>one wolf</b> = un lup             | → | <b>two wolves</b> = doi lupi             |
| ❖ <b>one fox</b> = o vulpe             | → | <b>two foxes</b> = două vulpi            |
| ❖ <b>one stag</b> = un cerb            | → | <b>two stags</b> = doi cerbi             |
| ❖ <b>one deer</b> = o căprioară        | → | <b>two deer</b> = două căprioare         |
| ❖ <b>one giraffe</b> = o girafă        | → | <b>two giraffes</b> = două girafe        |
| ❖ <b>one kangaroo</b> = un cangur      | → | <b>two kangaroos</b> = doi canguri       |
| ❖ <b>one bear</b> = un urs             | → | <b>two bears</b> = doi urși              |
| ❖ <b>one Koala</b> = un koala          | → | <b>two Koalas</b> = doi koala            |
| ❖ <b>one polar bear</b> = un urs polar | → | <b>two polar bears</b> = doi urși polari |
| ❖ <b>one monkey</b> = o maimuță        | → | <b>two monkeys</b> = două maimuțe        |
| ❖ <b>one gorilla</b> = o gorilă        | → | <b>two gorillas</b> = două gorile        |
| ❖ <b>one camel</b> = o cămilă          | → | <b>two camels</b> = două cămile          |
| ❖ <b>one hippo</b> = un hipopotam      | → | <b>two hippos</b> = doi hipopotami       |
| ❖ <b>one rhino</b> = un rinocer        | → | <b>two rhinos</b> = doi rinoceri         |
| ❖ <b>one crocodile</b> = un crocodil   | → | <b>two crocodiles</b> = doi crocodili    |
| ❖ <b>one squirrel</b> = o veveriță     | → | <b>two squirrels</b> = două veverițe     |



- ✓ **What is it?** → Ce este el / ea?
- ✓ **It is a giraffe.** → Ea este o girafă.



- ✓ **What are they?** → Ce sunt ei / ele?
- ✓ **They are giraffes.** → Ele sunt girafe.




**EXERCISE / EXERCİȚIU**

**1** Write the answers to these questions.

Scrie răspunsurile la aceste întrebări.




a) What is it? .....



b) What are they? .....



c) What is it? .....



d) What are they? .....




e) What is it? .....



f) What are they? .....




g) What is it? .....



h) What are they? .....



i) What is it? .....



j) What are they? .....



## SEA ANIMALS / ANIMALE MARINE

**Repeat after your teacher.**

Repetă după profesorul tău / profesoara ta.



- |  |   |  |
|--|---|--|
| ❖ <b>one seal</b> = o focă             | → | <b>two seals</b> = două foci             |
| ❖ <b>one dolphin</b> = un delfin       | → | <b>two dolphins</b> = doi delfini        |
| ❖ <b>one starfish</b> = o stea de mare | → | <b>two starfish</b> = două stele de mare |
| ❖ <b>one seahorse</b> = un cal de mare | → | <b>two seahorses</b> = doi cai de mare   |
| ❖ <b>one octopus</b> = o caracatiță    | → | <b>two octopuses</b> = două caracatițe   |
| ❖ <b>one whale</b> = o balenă          | → | <b>two whales</b> = două balene          |
| ❖ <b>one shark</b> = un rechin         | → | <b>two sharks</b> = doi rechini          |

### EXERCISE / EXERCİȚIU

#### 1 Translate into English.

Tradu în limba engleză.



- ❖ o focă albă → .....
- ❖ trei cai de mare maro → .....
- ❖ o caracatiță roșie → .....
- ❖ cinci balene negre → .....
- ❖ zece delfini gri → .....
- ❖ o stea de mare aurie → .....
- ❖ un rechin albastru → .....
- ❖ două caracatițe verzi → .....
- ❖ șase foci negre → .....
- ❖ două stele de mare verzi → .....
- ❖ unsprezece pești colorați → .....

#### 2 Answer the following questions.

Răspunde la următoarele întrebări.

- What is your favourite sea animal?



\_\_\_\_\_

- What colour is your favourite sea animal?

\_\_\_\_\_

**Now, draw your favourite sea animal.**

Acum, desenează animalul marin preferat.





## BIRDS / PĂSĂRI

**Repeat after your teacher.**









*Repetă după profesorul tău / profesoara ta.*

- |   |   |   |
|---|---|---|
| ❖ <b>one ostrich</b> = un struț           | → | <b>two ostriches</b> = doi struți           |
| ❖ <b>one Flamingo</b> = o pasăre Flamingo | → | <b>two Flamingos</b> = două păsări Flamingo |
| ❖ <b>one eagle</b> = un vulture           | → | <b>two eagles</b> = doi vulturi             |
| ❖ <b>one penguin</b> = un pinguin         | → | <b>two penguins</b> = doi pinguini          |
| ❖ <b>one parrot</b> = un papagal          | → | <b>two parrots</b> = doi papagali           |
| ❖ <b>one pelican</b> = un pelican         | → | <b>two pelicans</b> = doi pelicani          |
| ❖ <b>one owl</b> = o bufniță              | → | <b>two owls</b> = două bufnițe              |
| ❖ <b>one stork</b> = o barză              | → | <b>two storks</b> = două berze              |

### EXERCISE / EXERCİIU

**Read the names of the birds, then look at their pictures and put the numbers in the right boxes.**

*Citește numele păsărilor, apoi privește la imaginile lor și pune numerele în căsuțele potrivite.*

Flamingo	<input type="checkbox"/>		1		2		3
pelican	<input type="checkbox"/>						
stork	<input type="checkbox"/>						
penguin	<input type="checkbox"/>		4		5		6
parrot	<input type="checkbox"/>						
eagle	<input type="checkbox"/>						
ostrich	<input type="checkbox"/>		7				8
owl	<input type="checkbox"/>						

# UNIT 5

## THIS / THAT / THESE / THOSE / ACEST / ACEL / ACESTE / ACELE FRUITS / FRUCTE; VEGETABLES / LEGUME AT THE GREENGROCER'S / LA APROZAR



### THIS / THAT / THESE / THOSE / ACEST / ACEL / ACESTE / ACELE

**This** – acesta, aceasta – singular – *de apropiere*;

**That** – acela, aceea – singular – *de depărtare*;

**These** – acești, aceste, aceștia, acestea – plural – *de apropiere*;

**Those** – acei, acele, aceia, acelea – plural – *de depărtare*.



ATTENTION!  
ATENȚIE!


- **This / These** se referă la obiecte din preajma vorbitorului.
- **That / Those** se referă la obiecte aflate mai departe de vorbitor.

**Examples / Exemple:**

• **This** is a red apple. →



• **That** is an orange orange. →



• **These** are red tomatoes. →



• **Those** are brown potatoes. →



❖ **When we ask.** (Când întrebăm.)


**What is this?** – Ce este aceasta / acesta?

**This** is a banana. – Aceasta este o banană.




**What is that?** – Ce este aceea / acela?

**That** is a carrot. – Acela este un morcov.



**What are these?** – Ce sunt acestea / aceștia?

**These** are plums. – Acestea sunt prune.



**What are those?** – Ce sunt acelea / aceia?

**Those** are onions. – Acelea sunt cepe.






## FRUITS / FRUCTE

Repeat the names of the fruits after your teacher and then put the numbers in the circles.

Repetă numele fructelor după profesor și apoi pune numerele în cercuri.









1. **the apple** – mărul;
2. **the pear** – para;
3. **the grapes** – strugurii;
4. **the cherry** – cireașa;
5. **the peach** – piersica;
6. **the melon** – pepenele galben;
7. **the watermelon** – pepenele roșu;
8. **the plum** – pruna;
9. **the strawberry** – căpșuna;
10. **the orange** – portocala;
11. **the lemon** – lămâia;
12. **the banana** – banana;
13. **the pineapple** – ananasul;
14. **the nut** – nuca;
15. **the coconut** – nuca de cocos.

■ EXERCISES / EXERCIȚII





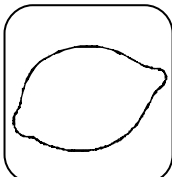
1 Answer the questions and translate the sentences.

Răspunde la întrebări și tradu propozițiile.

- What is **this**? →  \_\_\_\_\_
- What is **that**? →  \_\_\_\_\_
- What is **this**? →  \_\_\_\_\_
- What is **that**? →  \_\_\_\_\_
- What is **this**? →  \_\_\_\_\_
- What is **that**? →  \_\_\_\_\_

2 Translate into English.

Tradu în limba engleză.

- Ce este aceasta? Aceasta este o prună mov. →   
.....
- Ce este aceea? Aceea este o banană galbenă. →   
.....
- Ce este aceasta? Aceasta este o nucă maro. →   
.....
- Ce este aceea? Aceea este o căpșună roșie. →   
.....
- Ce este aceasta? Aceasta este o lămâie galbenă. →   
.....

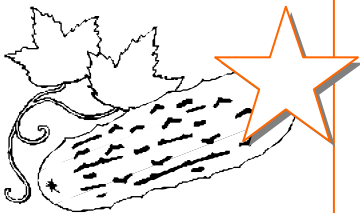
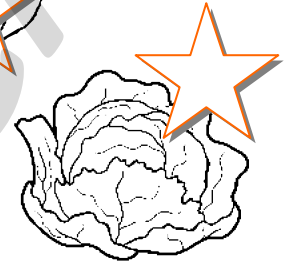
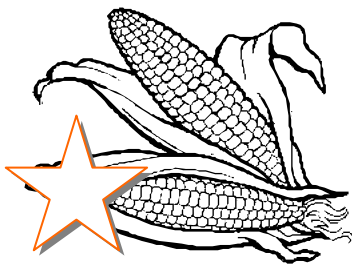





## VEGETABLES / LEGUME



Repeat the names of the vegetables after your teacher and then put the numbers in the stars.  
Repetă numele legumelor după profesor și apoi pune numerele în steluțe.



1. **the corn** – porumbul;
2. **the cucumber** – castravetele;
3. **the mushroom** – ciuperca;
4. **the tomato** – roșia;
5. **the pumpkin** – dovleacul;
6. **the potato** – cartoful;
7. **the onion** – ceapa;
8. **the cabbage** – varza;
9. **the eggplant** – vânăta;
10. **the garlic** – usturoiul;
11. **the radish** – ridichea;
12. **the celery** – țelina;
13. **the carrot** – morcovul.



## EXERCISES / EXERCIȚII

### 1 Circle the correct form and colour the vegetables.

Încercuiește forma potrivită și colorează legumele.

❖ These / Those are three onions.



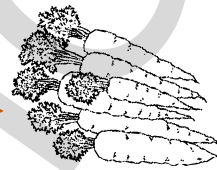
❖ These / Those are six red and green tomatoes.



❖ These / Those are five brown potatoes.



❖ These / Those are six green and orange carrots.



❖ These / Those are three pink and white mushrooms.



### 2 Complete the missing letters.

Completează literele lipsă.

❖ P \_ T \_ T \_

❖ T O \_ A \_ \_

❖ C \_ \_ \_ A G \_

❖ \_ A R R \_ \_

❖ G \_ \_ \_ \_ C

❖ C \_ \_ E R \_

❖ R A D \_ \_ \_

❖ E \_ \_ P L \_ N \_

❖ M \_ S H R \_ \_ M

❖ P U \_ P K \_ \_

❖ \_ N I O \_

❖ C \_ C \_ M B \_ \_

### 3 Answer the following questions.

Răspunde la următoarele întrebări.

➤ What is your favourite vegetables?

---

➤ What colour is the radish?


---

➤ What colour is your favourite vegetable?

---

➤ What is your favourite fruit?

---



4

Write the names of the fruits into the **APPLE** and the names of the vegetables into the **TOMATO**.

Scrive numele fructelor în măr și numele legumelor în roșie.

✓ plum

✓ grapes

✓ strawberry

✓ potato

✓ pumpkin

✓ cucumber

✓ carrot

✓ orange

✓ melon

✓ banana


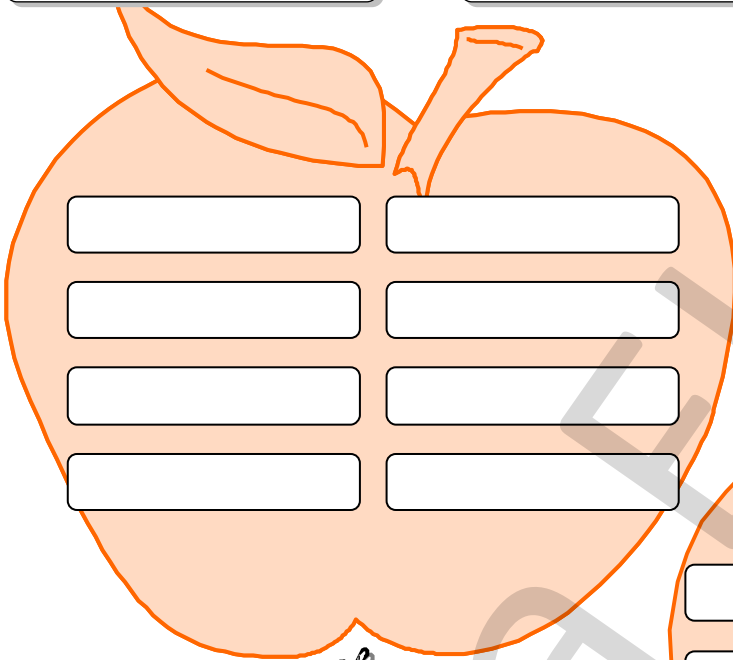
✓ garlic

✓ peach

✓ onion

✓ cherry

✓ radish



5

Translate into English.

Tradu în limba engleză.

a) Aceasta este o roșie și acela este un cartof.




b) Aceia sunt morcovi și acelea sunt vinete.

c) Aceștia sunt castraveți și acelea sunt verze.

6

**Read the dialogue with your classmate:**

Citește dialogul cu colegul de clasă:


**AT THE GREENGROCER'S / La raionul de legume și fructe****Shop assistant:** Hello, can I help you?**Customer:** Yes, I would like some tomatoes, please.**Shop assistant:** Ok, how many?**Customer:** Not too many, six tomatoes are enough.**Shop assistant:** Alright, anything else?**Customer:** No, that's all. How much is it?**Shop assistant:** 1 euro, please.**Customer:** Here you are. Good bye!**Shop assistant:** Thank you, good bye!**VOCABULARY (Vocabular)**❖ **shop assistant** = vânzător / vânzătoare❖ **customer** = client❖ **I would like some** = aș dori niște❖ **are enough** = sunt suficiente❖ **alright** = în regulă❖ **How much is it?** = Cât costă?❖ **Anything else?** = Altceva?❖ **That's all.** = Asta este tot.**HOMEWORK (temă)****ROLE PLAY!**

**This is Mara's shopping list for her dinner. Write the dialogue she has with the shop assistant from the greengrocer's.**

**Aceasta este lista de cumpărături a Marei pentru cină. Scrie dialogul pe care ea îl are cu vânzătoarea de la raionul de legume și fructe.**

**SHOPPING LIST**

- 3 kilos of potatoes
- 2 kilos of tomatoes
- 2 kilos of cucumbers
- 1 kilo of onions



# REVISION 1

## 1 Translate into English.

Tradu în limba engleză.

- ❖ Bună dimineața! → \_\_\_\_\_
- ❖ Care este numele tău? → \_\_\_\_\_
- ❖ Câți ani ai? → \_\_\_\_\_
- ❖ Deschide cartea! → \_\_\_\_\_
- ❖ Stai jos! → \_\_\_\_\_
- ❖ Du-te la tablă! → \_\_\_\_\_
- ❖ Vino aici! → \_\_\_\_\_

## 2 Fill in „a” or „an” and translate the word into Romanian.


Completează cu **a** sau **an** și tradu cuvântul în română.

- ❖ .....a... duck =                      o rață
- ❖ ..... egg = \_\_\_\_\_
- ❖ ..... ox = \_\_\_\_\_
- ❖ ..... cat = \_\_\_\_\_
- ❖ ..... goose = \_\_\_\_\_
- ❖ ..... fox = \_\_\_\_\_
- ❖ ..... elephant = \_\_\_\_\_

## 3 Correct the words and translate them into Romanian.

Corectează cuvintele și tradu-le în română.

- ❖ lyon – ..... lion =                      leu
- ❖ giraff – ..... = \_\_\_\_\_
- ❖ mankey – ..... = \_\_\_\_\_
- ❖ focs – ..... = \_\_\_\_\_
- ❖ seel – ..... = \_\_\_\_\_
- ❖ starfiș – ..... = \_\_\_\_\_
- ❖ igle – ..... = \_\_\_\_\_



## 4 Write the numbers.

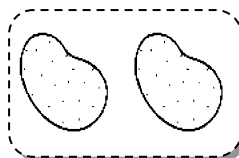
Scrive numerele.

- ❖ seven = \_\_\_\_\_
- ❖ fifteen = \_\_\_\_\_
- ❖ twenty = \_\_\_\_\_
- ❖ eleven = \_\_\_\_\_
- ❖ eighteen = \_\_\_\_\_
- ❖ thirty = \_\_\_\_\_
- ❖ sixty = \_\_\_\_\_
- ❖ zero = \_\_\_\_\_
- ❖ four = \_\_\_\_\_
- ❖ twelve = \_\_\_\_\_
- ❖ seventy = \_\_\_\_\_
- ❖ two = \_\_\_\_\_
- ❖ fourteen = \_\_\_\_\_
- ❖ ninety = \_\_\_\_\_
- ❖ one hundred = \_\_\_\_\_
- ❖ three = \_\_\_\_\_
- ❖ eight = \_\_\_\_\_
- ❖ forty = \_\_\_\_\_
- ❖ nineteen = \_\_\_\_\_
- ❖ one = \_\_\_\_\_
- ❖ eighty = \_\_\_\_\_



**5 Choose the right answer.**

Alege răspunsul corect.

❖ *This / that / these / those* potatoes.




❖ *This / that / these / those* lions.



❖ *This / that / these / those* horse.



❖ *This / that / these / those* cherries.



❖ *This / that / these / those* nut.



❖ *This / that / these / those* carrots.



**6 Translate into English.**

Tradu în limba engleză.

❖ Acesta este un pepene verde și acela este un pepene galben.

---

❖ Acestea sunt trei nuci și acelea sunt șapte cireșe.

---

❖ Acestea sunt zece căpșuni și acelea sunt nouă caise portocalii.

---

❖ Acesta este un măr verde și aceea este o pară galbenă.

---

**DESCRIPTORI DE PERFORMANȚĂ**

Itemi	Foarte bine (FB)	Bine (B)	Suficient (S)
1	7 răspunsuri corecte	4 – 5 răspunsuri corecte	2 – 3 răspunsuri corecte
2	7 răspunsuri corecte	4 – 5 răspunsuri corecte	2 – 3 răspunsuri corecte
3	6 răspunsuri corecte	4 – 5 răspunsuri corecte	2 – 3 răspunsuri corecte
4	20-21 răspunsuri corecte	11 – 19 răspunsuri corecte	5 – 10 răspunsuri corecte
5	6 răspunsuri corecte	4 – 5 răspunsuri corecte	2 – 3 răspunsuri corecte
6	4 traduceri corecte	2 – 3 traduceri corecte	o traducere corectă

➡ **Rate your work!**



**FB**



**B**



**S**

# UNIT 9



## VERBS / VERBE THE VERB CAN / VERBUL A PUTEA



### THE VERB CAN / VERBUL A PUTEA

#### Affirmative / Afirmativ

*I can = Eu pot*  
*You can = Tu poți*  
*He can = El poate*  
*She can = Ea poate*  
*It can = El / Ea poate*  
*We can = Noi putem*  
*You can = Voi puteți*  
*They can = Ei / Ele pot*

#### Negative / Negativ

*I cannot / can't = Eu nu pot*  
*You cannot / can't = Tu nu poți*  
*He cannot / can't = El nu poate*  
*She cannot / can't = Ea nu poate*  
*It cannot / can't = El / Ea nu poate*  
*We cannot / can't = Noi nu putem*  
*You cannot / can't = Voi nu puteți*  
*They cannot / can't = Ei / Ele nu pot*

#### Interrogative / Interogativ

*Can I? = Pot eu?*  
*Can you? = Poți tu?*  
*Can he? = Poate el?*  
*Can she? = Poate ea?*  
*Can it? = Poate el / ea?*  
*Can we? = Putem noi?*  
*Can you? = Puteți voi?*  
*Can they? = Pot ei / ele?*

#### Short answers / Răspunsuri scurte

- ✓ **Can you swim?**  
— Yes, I can.  
— No, I cannot / can't.
- ✓ **Can the baby play?**  
— Yes, he can.  
— No, he cannot / can't.



### VERBS / VERBE

- ✓ **to read** = a citi;
- ✓ **to write** = a scrie;
- ✓ **to talk** = a vorbi;
- ✓ **to eat** = a mânca;
- ✓ **to drink** = a bea;
- ✓ **to jump** = a sări;
- ✓ **to climb** = a se cățara;
- ✓ **to walk** = a merge;
- ✓ **to run** = a alerga;
- ✓ **to dance** = a dansa;
- ✓ **to sing** = a cânta;
- ✓ **to cook** = a găti;
- ✓ **to sleep** = a dormi;

- ✓ **to swim** = a înota;
- ✓ **to fly** = a zbura;
- ✓ **to draw** = a desena;
- ✓ **to cry** = a plânge;
- ✓ **to wash** = a se spăla;
- ✓ **to watch** = a privi;
- ✓ **to listen** = a asculta;
- ✓ **to paint** = a picta;
- ✓ **to make** = a face;
- ✓ **to drive** = a conduce;
- ✓ **to ride** = a merge cu bicicleta / a călări;
- ✓ **to play** = a se juca;
- ✓ **to skate** = a patina.

## EXERCISES / EXERCIȚII

1


Write **TRUE (T)** or **False (F)** and colour the pictures:

Scrive **ADEVĂRAT (TRUE = T)** sau **FALS (FALSE = F)** și colorează imaginile:



A bird can fly.

A bird can't fly.



A dog can read.

A dog can't read.



A cat can swim.

A cat can't swim.



An elephant can write.

An elephant can't write.



A crocodile can dance.

A crocodile can't dance.



A lamb can jump.

A lamb can't jump.



A frog can sing.

A frog can't sing.



A monkey can climb.

A monkey can't climb.



A parrot can talk.

A parrot can't talk.



A horse can eat.

A horse can't eat.



A boy can draw.

A boy can't draw.



A dolphin can paint.


A dolphin can't paint.





**2** Look and write.

Privește și scrie.


✓ **WHAT CAN THEY DO?** / Ce pot ei să facă?



He can play tennis.




✓ **WHAT CAN'T THEY DO?** / Ce nu pot ei să facă?






**3** Look in the boxes and fill in the gaps with: CAN / CAN'T.




Privește în casele și completează spațiile libere cu CAN / CAN'T.

 **MARY**

**CAN**

**CAN'T**

 **VICTOR**

**CAN**





**CAN'T**















Mary \_\_\_\_\_ sing.  
 Mary \_\_\_\_\_ dance.  
 Mary \_\_\_\_\_ swim.  
 Mary \_\_\_\_\_ cook.  
 Mary \_\_\_\_\_ play the violin.  
 Mary \_\_\_\_\_ write.

Victor \_\_\_\_\_ jump.  
 Victor \_\_\_\_\_ write.  
 Victor \_\_\_\_\_ run.  
 Victor \_\_\_\_\_ read.  
 Victor \_\_\_\_\_ play football.  
 Victor \_\_\_\_\_ dance.

**4** Translate into English.

Tradu în limba engleză.

- ✓ Eu pot să înot.  \_\_\_\_\_
- ✓ Ea nu poate să cânte.  \_\_\_\_\_
- ✓ Voi puteți să alergați?  \_\_\_\_\_
- ✓ Ei pot să scrie.  \_\_\_\_\_
- ✓ Voi nu puteți să dansați.  \_\_\_\_\_
- ✓ Tu poți să pictezi?  \_\_\_\_\_
- ✓ Ele pot să deseneze.  \_\_\_\_\_
- ✓ Monica poate alerga.  \_\_\_\_\_
- ✓ Voi puteți să gătiți?  \_\_\_\_\_
- ✓ Ele nu pot să citească.  \_\_\_\_\_

5

Answer the questions as shown in the examples.

Răspunde la întrebări conform exemplului.

A. Can you play the drums?

Yes, I can.

B. Can you drive?

No, I can't.

- ✓ Can you sing? \_\_\_\_\_
- ✓ Can you ride a bike? \_\_\_\_\_
- ✓ Can you climb? \_\_\_\_\_
- ✓ Can you play football? \_\_\_\_\_
- ✓ Can you swim? \_\_\_\_\_

- ✓ Can you dance? \_\_\_\_\_
- ✓ Can you cook? \_\_\_\_\_
- ✓ Can you play tennis? \_\_\_\_\_
- ✓ Can you jump? \_\_\_\_\_
- ✓ Can you walk? \_\_\_\_\_

6

Write affirmative, negative and interrogative sentences as in the examples.

Scrive propoziții afirmative, negative și interogative ca în exemple.



Example:

Peter/run (?)



Can Peter run?

Sue/eat (+)



Sue can eat.

He/drink (-)



He can't drink.



- ✓ Tim / fly (-) → \_\_\_\_\_
- ✓ Monique / cry (+) → \_\_\_\_\_
- ✓ Adela / read a book (?) → \_\_\_\_\_
- ✓ My father / drive (+) → \_\_\_\_\_
- ✓ The cat / drink milk (+) → \_\_\_\_\_
- ✓ The bird / swim (+) → \_\_\_\_\_
- ✓ My best friend / ride a horse (-) → \_\_\_\_\_
- ✓ David / play on the computer (?) → \_\_\_\_\_
- ✓ The parrot / talk (+) → \_\_\_\_\_
- ✓ The boy / jump (+) → \_\_\_\_\_
- ✓ Mike / ride a horse (-) → \_\_\_\_\_
- ✓ Sue / listen to music (?) → \_\_\_\_\_

7

Translate into Romanian.

Tradu în limba română.

➤ I can swim and jump but I can't fly.

➤ My parrot can talk and fly but it can't read a book.


# UNIT 10

## PLURAL NOUN FORMS / PLURALUL SUBSTANTIVELOR TOYS / JUCĂRII

### PLURAL NOUN FORMS / PLURALUL SUBSTANTIVELOR

În limba engleză majoritatea substantivelor primesc un **(-s)** când se află la numărul plural.

Examples / Exemple:



One doll

Two dolls



One car



Two cars

Există și substantive care formează pluralul în funcție de terminația de la singular.

A. Substantivele care se termină în **consoană + (-y)** la singular, transformă la plural pe **(-y)** în **(-i)** și adaugă terminația **(-es)**.

Examples / Exemple:

one baby – two babies = un bebeluș – doi bebeluși;  
one butterfly – ten butterflies = un fluture – zece fluturi;  
one country – three countries = o țară – trei țări.



B. Substantivele care se termină în **vocală + (-y)** la singular, păstrează la plural pe **(-y)** neschimbat și adaugă un **(-s)**.

Examples / Exemple:

one boy – five boys = un băiat – cinci băieți;  
one key – nine keys = o cheie – nouă chei;  
one toy – seven toys = o jucărie – șapte jucării.



C. Substantivele care se termină în **-s, -ss, -sh, -ch, -x** la singular, adaugă la plural terminația **(-es)**.

Examples / Exemple:

one bus – five buses = un autobuz – cinci autobuze;  
one glass – six glasses = un pahar – șase pahare;  
one brush – seven brushes = o pensulă – șapte pensule;  
one church – eight churches = o biserică – opt biserici;  
one box – nine boxes = o cutie – nouă cutii.



D. Anumite substantive terminate la singular în **(-o)** primesc la numărul plural terminația **(-es)**.

**Examples / Exemple:**

*one tomato – ten tomatoes = o roșie – zece roșii;*

*one potato – three potatoes = un cartof – trei cartofi;*

*one hero – six heroes = un erou – șase eroi.*



E. Există și substantive care se termină la singular în **(-o)** și care primesc la plural terminația **(-s)**.

**Examples / Exemple:**

*one radio – ten radios = un radio – zece radiouri;*

*one piano – two pianos = un pian – două pianuri;*



*one photo – three photos = o fotografie – trei fotografii.*



**În limba engleză unele substantive au la numărul singular o formă și la numărul plural o altă formă. Acestea se numesc substantive neregulate. Tot din grupa substantivelor neregulate fac parte și cele care au aceeași formă și la singular și la plural (vezi mai jos).**



- ✓ *man – men = bărbat – bărbați;*
- ✓ *woman – women = femeie – femei;*
- ✓ *child – children = copil – copii;*
- ✓ *tooth – teeth = dinte – dinți;*
- ✓ *foot – feet = talpă – tălpi;*
- ✓ *goose – geese = gâscă – găște;*
- ✓ *mouse – mice = șoarece – șoareci;*
- ✓ *person – people = persoană – persoane;*
- ✓ *ox – oxen = bou – boi;*



- ✓ *deer – deer = căprioară – căprioare;*
- ✓ *sheep – sheep = oaie – oi;*
- ✓ *fish – fish = pește – pești.*



**Examples / Exemple:**

*The **man** has got black hair.*

*The **men** have got black hair.*

*The **mouse** is grey.*

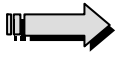
*The **mice** are grey.*

*The **child** has got a new ball.*



*The **children** have got new balls.*

*The **sheep** is fat.*


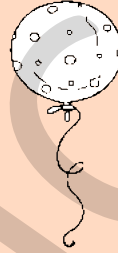
*The **sheep** are fat.*



**TOYS / JUCĂRII**



- ✓ **the truck** = camionul;
- ✓ **the airplane** = avionul;
- ✓ **the teddy bear** = ursulețul de pluș;
- ✓ **the plush rabbit** = iepurele de pluș;
- ✓ **the doll** = păpușa;
- ✓ **the train** = trenul;
- ✓ **the ball** = mingea;
- ✓ **the drum** = toba;
- ✓ **the boat** = barca;
- ✓ **the ship** = vaporul;
- ✓ **the helicopter** = elicopterul;
- ✓ **the kite** = zmeul;
- ✓ **the balloon** = balonul;
- ✓ **the yo-yo** = yoyo-ul.



**Colour the toys, write their names in the boxes and make sentences as in the example.**  
Colorează jucăriile, scrie-le numele în casete și alcătuieste propoziții ca în exemplu.



**Example / Exemplu:** *I have got a red and purple balloon.*

---



---



---



---



---



---



---



---

## EXERCISES / EXERCIȚII

- 1 **Fill in the gaps with the plural forms of the nouns. Translate the words into Romanian.**  
 Completează spațiile cu forma de plural a substantivelor. Tradu cuvintele în limba română.

✓ butterfly	→	.....	→	.....
✓ dish	→	.....	→	.....
✓ fox	→	.....	→	.....
✓ father	→	.....	→	.....
✓ chair	→	.....	→	.....
✓ box	→	.....	→	.....
✓ tomato	→	.....	→	.....
✓ day	→	.....	→	.....
✓ key	→	.....	→	.....
✓ toy	→	.....	→	.....
✓ photo	→	.....	→	.....
✓ party	→	.....	→	.....
✓ man	→	.....	→	.....
✓ goose	→	.....	→	.....
✓ mouse	→	.....	→	.....
✓ peach	→	.....	→	.....



- 2 **Turn into plural.**  
 Transformă la plural.

- The *child* has got a new *ball*.  
 \_\_\_\_\_
- The *ox* is a big *animal*.  
 \_\_\_\_\_
- The *goose* is on the grass in the garden.  
 \_\_\_\_\_
- This *man* and that *woman* are my parents.  
 \_\_\_\_\_
- There is a little *mouse* in the wardrobe.  
 \_\_\_\_\_
- The *cherry* and the *strawberry* are on the table.  
 \_\_\_\_\_
- The *tooth* is white.  
 \_\_\_\_\_
- The *photo* is on the bed.  
 \_\_\_\_\_



**3****Translate into English.***Tradu în limba engleză.*

❖ Paharul roșu este pe masă și paharele verzi sunt în dulap.

❖ Cutiile albastre sunt pe masă în bucătărie.

❖ Autobuzele sunt lângă casă.

❖ Ei au două vulpi, cinci lei și patru maimuțe.

❖ Voi aveți în coș roșii, cartofi, cireșe și căpșuni.

❖ Acele jucării sunt în grădină, în cutiile galbene, sub copacul înalt .

❖ Cheile sunt pe masă, în camera de zi.

**4****Change to singular.***Schimbă la numărul singular.*

✓ sandwiches = \_\_\_\_\_

✓ witches = \_\_\_\_\_

✓ fish = \_\_\_\_\_

✓ mice = \_\_\_\_\_

✓ men = \_\_\_\_\_

✓ sheep = \_\_\_\_\_

✓ horses = \_\_\_\_\_

✓ potatoes = \_\_\_\_\_

✓ monkeys = \_\_\_\_\_

✓ deer = \_\_\_\_\_


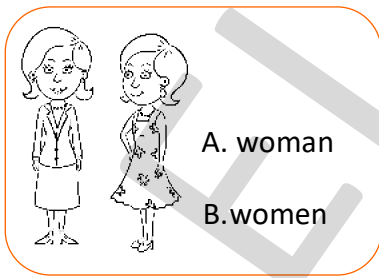







✓ teeth = \_\_\_\_\_

✓ heroes = \_\_\_\_\_






**5****Translate into Romanian.***Tradu în limba română.*➤ *There is a child at the door.*➤ *There are two mice in the wardrobe.*➤ *This man and that woman are my parents.*➤ *The sheep are in the garden.*➤ *My grandmother has got an ox, three geese and ten sheep.*



**6** Choose the correct option.  
Alege varianta corectă.



**7** Write the singular and the plural of the following nouns.  
Scie singularul și pluralul următoarelor substantive.




---



---



---



---



---

# REVISION 2

**1 Turn these sentences into negative and interrogative forms, then give short answers.**  
Transformă aceste propoziții la negativ și interogativ, apoi dă răspunsuri scurte.

✓ I am a doctor and my sister is a nurse.

—

?

✓ They are my parents.

—

?

✓ My grandfather is in the garden.

—

?

**2 Complete the sentences with the verb to have got in the correct form, affirmative, negative or interrogative.**

Completează propozițiile cu verbul to have got / a avea la forma corectă, afirmativă, negativă sau interogativă.

✓ My friends..... books, and your sister ..... a blue pen.

✓ Jane..... (not) a big room.

✓ ..... Nancy and Greg ..... cherries ?

✓ The boys..... (not) a red kite.

✓ David..... two trains and Mike .....ten cars.

✓ ..... Jane..... blonde hair?

✓ Kenny..... a nice doll.

✓ My friends ..... (not) beautiful toys.

✓ ..... he ..... a green eyes?

**3 What is the plural form of the following words?**

Care este pluralul următoarelor cuvinte?

✓ tooth →

✓ fox →

✓ sheep →

✓ toy →

✓ deer →

✓ mouse →

✓ man →

✓ potato →


✓ baby →

✓ brush →

4

Fill in the blanks below by writing the name of every part of the body.

Completează spațiile albe cu numele părților corpului omenesc.



5

What can the boy do?

Ce poate băiatul să facă?














#### DESCRIPTORI DE PERFORMANȚĂ

Item	Foarte bine (FB)	Bine (B)	Suficient (S)
1	6 răspunsuri corecte	4 – 5 răspunsuri corecte	2 – 3 răspunsuri corecte
2	14 răspunsuri corecte	9 – 13 răspunsuri corecte	5 – 8 răspunsuri corecte
3	10 răspunsuri corecte	6 – 9 răspunsuri corecte	3 – 5 răspunsuri corecte
4	11 răspunsuri corecte	8 – 10 răspunsuri corecte	4 – 7 răspunsuri corecte
5	6 răspunsuri corecte	4 – 5 răspunsuri corecte	2 – 3 răspunsuri corecte

Rate your work!



FB



B



S

# UNIT 11


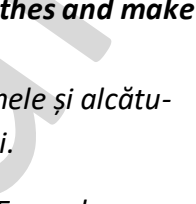
## CLOTHES / HAINE; SHOPPING FOR A DRESS / CUMPĂRÂND O ROCHIE; JOBS / MESERII THE POSSESSIVE ADJECTIVES / ADJECTIVELE POSESIVE

Repeat after your teacher the name of the clothes.

Repetă după profesorul tău denumirea hainelor.



### CLOTHES / HAINE

		1. <b>the T-shirt</b> = tricoul;		
		2. <b>the skirt</b> = fusta;		
		3. <b>the blouse</b> = bluza;		
		4. <b>the jumper</b> = puloverul;		
		5. <b>the coat</b> = paltonul;		
		6. <b>the shirt</b> = cămașa;		
		7. <b>the undershirt</b> = maioul;		
		8. <b>the jacket</b> = jacheta;		
		9. <b>the trousers</b> = pantalonii;		
		10. <b>the tie</b> = cravata;		
		11. <b>the socks</b> = șosetele;		
		12. <b>the shoes</b> = pantofii;		
		13. <b>the belt</b> = cureaua;		
		14. <b>the scarf</b> = eșarfa, fularul;		
		15. <b>the hat</b> = pălăria;		
		16. <b>the sandals</b> = sandalele;		
		17. <b>the boots</b> = cizmele;		
		18. <b>the slippers</b> = papucii;		
		19. <b>the gloves</b> = mănușile;		
		20. <b>the shorts</b> = pantalonii scurți;		
		21. <b>the dress</b> = rochia;		
		22. <b>the raincoat</b> = haina de ploaie.		

Colour the clothes and make sentences.

Colorează hainele și alcătuieste propoziții.

Example / Exemplu:

1. **The coat is green.**

Paltonul este verde.

---

---

---

---

---

---

---

---

---

---



## SHOPPING FOR A DRESS / CUMPĂRÂND O ROCHIE

### 1 Read the dialogue with your deskmate:

Citește dialogul cu colegul tău de bancă:

**Shopping assistant:** Can I help you?

**Customer:** Yes, I'm looking for a dress.

**Shop assistant:** What size are you?

**Customer:** I'm an extra large.

**Shop assistant:** Certainly, there are the changing rooms over there.

**Customer:** Thank you.

**Shop assistant:** How does it fit?

**Customer:** It's to large. Do you have a larger one?

**Shop assistant:** Yes, here you are.

**Customer:** Thank you, I'll have it, please.

**Shop assistant:** OK, how would you like to pay?


**Customer:** Do you take credit cards?

**Shop assistant:** Yes, we do. Visa, Master Card and American Express.


**Customer:** OK, here's my Visa.

**Shop assistant:** Thank you. Have a nice day!

**Customer:** Thank you, goodbye!



### VOCABULARY (Vocabular)



**Can I help you?** = Vă pot ajuta?

**Can I try it (them) on?** = Îl/o pot încerca / îi/le pot proba?

**size** = mărime

**extra small** = foarte mic

**small** = mic

**medium** = mediu

**large** = larg

**How does it fit?** = Cum vă vine?


**extra large** = foarte larg

**changing rooms** = cabine de probă

**How would you like to pay?** = Cum ați dori să plătiți?

**credit cards** = carduri de credit

**cash** = bani în numerar



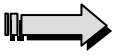
HOMEWORK (temă)

ROLE PLAY!



**You will go to a party next week. Go shopping and buy a new T-shirt!**

Vei merge la o petrecere săptămâna viitoare. Mergi la cumpărături și cumpără-ți un tricou nou!



## JOBs / MESERII

Repeat after your teacher the name of the jobs.

Repetă după profesorul tău denumirile meseriilor.

- **the singer** = cântărețul;
- **the fisherman** = pescarul;
- **the teacher** = profesorul;
- **the doctor** = doctorul;
- **the policeman** = polițistul;
- **the fireman / firefighter** = pompierul;
- **the cook** = bucătarul;
- **the farmer** = fermierul;
- **the pilot** = pilotul;
- **the florist** = florăreasa.
- **the postman** = poștașul;
- **the taxi driver** = șoferul de taxi;
- **the builder** = constructorul;
- **the secretary** = secretara;
- **the footballer** = fotbalistul;
- **the nurse** = asistenta;
- **the astronaut** = astronautul;
- **the mechanic** = mecanicul;
- **the actor / actress** = actorul / actrița;

Write the job under each picture.

Scrive meseria sub fiecare imagine.

