



# HIKVISION 5<sup>TH</sup> GENERATION LED CABINET

Brighten Every Moment



HIKVISION 5<sup>TH</sup> GENERATION  
LED CABINET



Follow us on social media to get the latest product and solution information


- Hikvision
- HikvisionHQ
- hikvisionoverseas
- HikvisionOverseas
- HikvisionHQ
- Hikvision Corporate Channel
- Hikvision Commercial Display

Unified Structure compatible with 3 types of lamp boards

• Ultra Series COB



• Solid Plus Series HOB

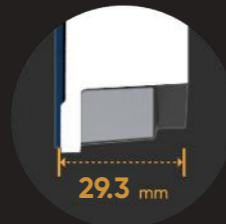


• Solid Series SMD



# Advanced Industrial Design

## 01 Superior Cabinet & Convenient Splicing



SUPER SLIM

**29.3 mm**

super slim design for elegant appearance and easy installation

ULTRA LIGHT

Ultra lightweight

**17 Kg/m<sup>2</sup>**

facilitating effortless installation

EXCEPTIONALLY ROBUST

Tensile strength of up to **2,000 N**

Splicing of **50 rows**,

up to **17 m**, no deformation


CONVENIENT SPLICING

**16:9** aspect ratio

**600\*337.5 mm** dimensions

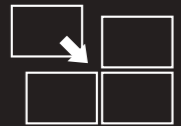
**FHD/UHD** resolutions

## 02 Big Board



FLATTER SPLICING

Larger lamp boards and fewer seams for flatter and more accurate splicing



EASIER INSTALLATION

Fewer lamp boards make installation quicker and easier

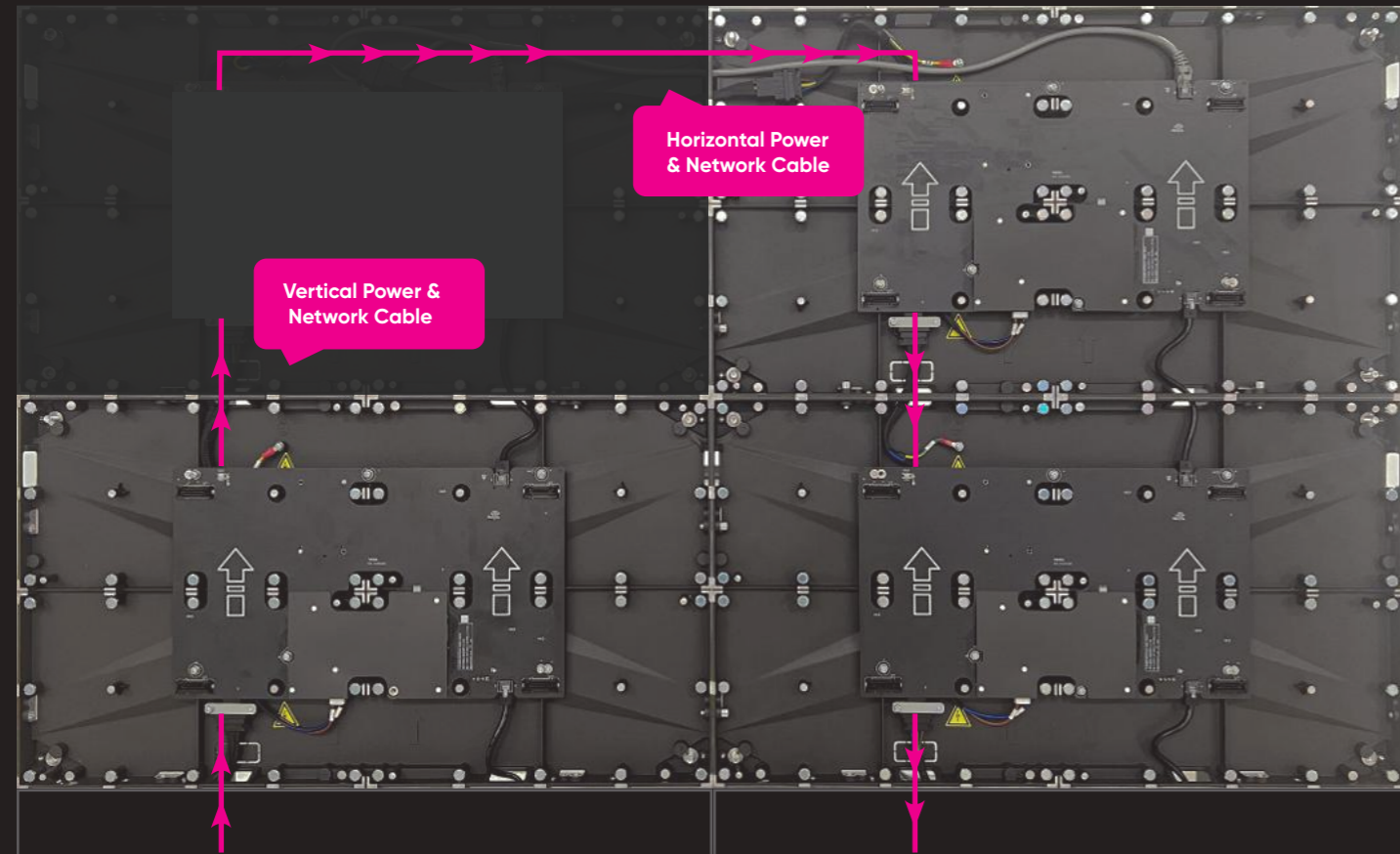


REDUCED LAMP DROPPING

Few lamp boards result in a lower occurrence of lamp bead dropping during installation


### 03 / Flexible Wiring

supports cascading both horizontally and vertically, saving wiring costs.



### 04 / Removable Back Frame Plate

Knock off the plate to pass power and network cables through the hole, preventing tangled cords at the screen bottom.



# Ultra Series - COB

COB technology simplifies LED structure by directly connecting the LED chip to the PCB, improving display performance and enhancing product protection through resin encapsulation.



## 01 / Single-Cabinet Calibration

Calibration is performed on a single cabinet, yet ensuring color consistency when assembled into a large screen.

### ADVANTAGES

- Easy installation of cabinets and lamp boards in any desired position
- No additional calibration required when replacing spare lamp boards
- Facilitating flexible warehousing and maintenance



## 02 / Flip-Chip COB

### ADVANTAGES



**True-to-life Display Performance**  
 High contrast, low glare, expansive color gamut, and high color consistency with image denoising




**Lower Power Consumption**  
 Without leads, no energy is wasted on them



**Superior Stability**  
 Without leads, no risk of oxidation and lower pixel failure rate

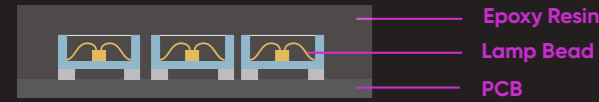


**High Protection & Stable Operation**  
 Moisture resistance, anti-collision capability, and IP65 protection, with no exposed pins or risk of static damage



# Solid Plus Series - HOB

HOB applies a glue layer onto the surface of SMD, enhancing the durability and protection of LEDs.



## ADVANTAGES




### Higher Protection Level

Enhanced resistance against water, moisture, corrosion, dust, static, and oxidation



### Better Visual Performance

- A matte screen to alleviate eye strain
- Increased contrast ratio



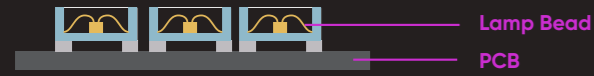
Repairing LED lamps has always posed challenges for HOB products due to the glue layer on the lamp board surface. Now, Hikvision introduces an HOB LED lamp repair machine to address this issue.

It streamlines HOB lamp board repairs for enhanced efficiency by assisting in dead LED identification, replacement, and protective coating reapplication after new LED installation.

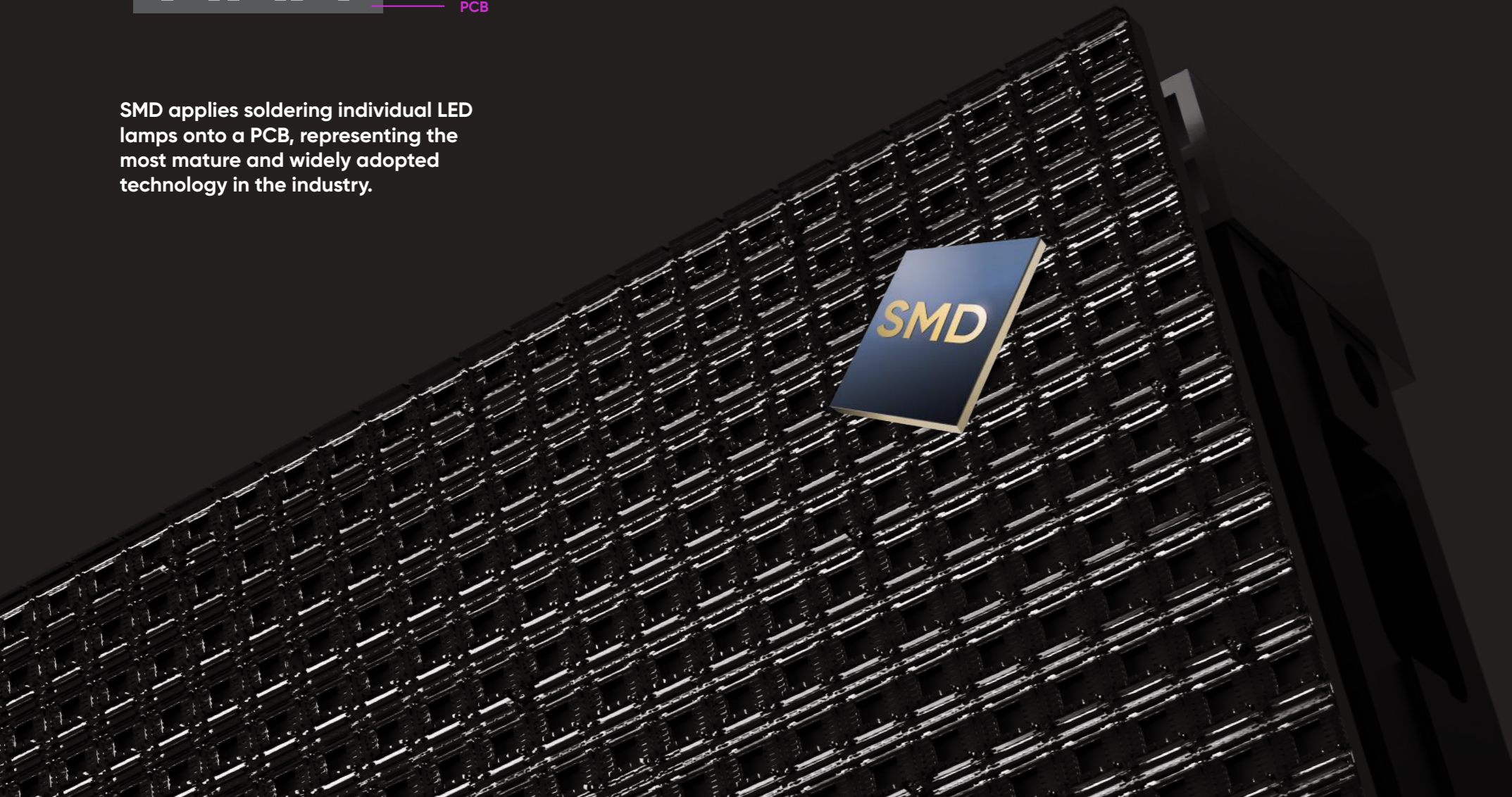


# Solid Series - SMD


SMD applies soldering individual LED lamps onto a PCB, representing the most mature and widely adopted technology in the industry.



SMD applies soldering individual LED lamps onto a PCB, representing the most mature and widely adopted technology in the industry.



## 01 / Top Brand LED Lamp



### Higher Brightness

Higher lighting efficiency boosts maximum brightness

### Lower Pixel Failure Rate

Reliable airtightness reduces oxidation, minimizing open circuits and dead pixels

## 02 / Cold Screen



### Flip-Chip & Energy-Saving

Reduces energy use by over 55% and lowers surface temperature by 30%

### Cool Experience

-Surface temperature decreases by 30%  
-Nearby air temperature drops by 20°C

### Longer Product Life

Lower chip temperature extends the product life and reduces color deviation

### Lower Pixel Failure Rate

Eliminating bonding wires reduces lamp failure rates by 80%

# Ecosystem of Hikvision LED Controllers



Self-Developed LED Controller

## 01 / One Device Supports Three Functions

- Screen setup
- Remote information release
- Multi-signal input and splicing



Self-Developed Receiving Card

## 02 / Management Platform

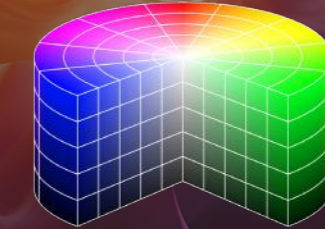
The HikCentral FocSign software supports configuration, program editing, device monitoring and signal source management on an integrated platform.



Self-Developed Management Software

## 03 / Precise Display

- Point-by-point brightness and color calibration
- HDR10 display
- Fine grayscale enabled by the intelligent image algorithm
- 22bit+ for significant grayscale enhancement



## 04 / Dynamic Eye Protection and Energy Saving

After processing with the intelligent image algorithm, the brightness matches the LED display accurately, enhancing contrast ratio while reducing power consumption for a more comfortable viewing experience.

Original Image Input



Presented with Max. Brightness



Processed by Intelligent Image Algorithm

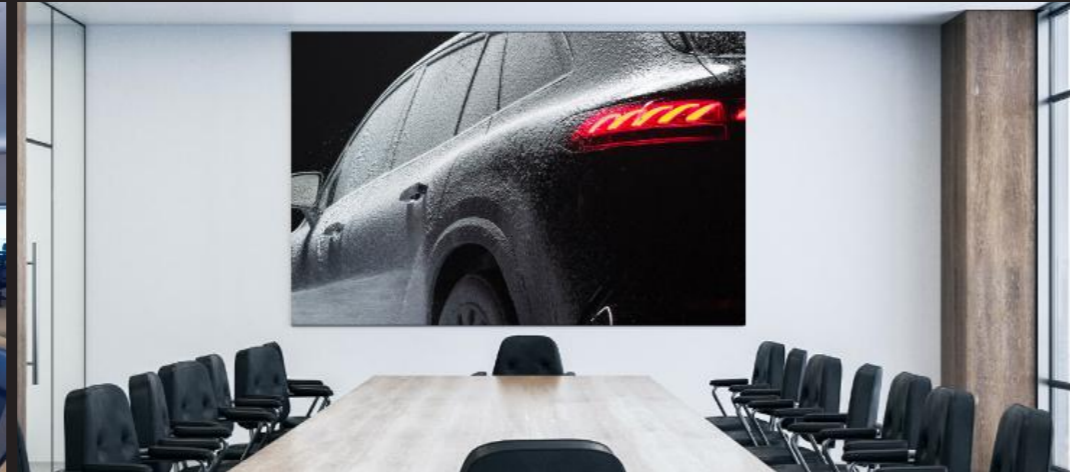


# Application



## Command Center

Integrating video, storage, display, and control, ensuring information security in critical monitoring environments with Hikvision KVM and distributed splicing control systems.



## Meeting Room

Adopting standard aspect ratios and energy-efficient cold screens for a comfortable meeting environment. You can easily manage meetings with just one click.



## Auditorium & Lecture Hall

Ensuring LED cabinets are protected from moisture and collisions, while HOB stands strong against props rubbing during stage performances.



## Studio

Delivering precise and detailed broadcasting effects with HDR10 signals, ultra-wide color gamut, high refresh rates, and supports creative installations like curved screens.






## Retail Store & Cinema



Featuring recommended cabinets for exquisite display and protection against collisions, spills, and stains.






# PRODUCT SHOWCASE

Model		DS-D4009BW-2FC	DS-D4012BW-2FC	DS-D4015BW-2FC
Image				
Module	Pixel Structure	Flip-chip COB	Flip-chip COB	Flip-chip COB
	Pixel Pitch (mm)	0.9375	1.25	1.5625
	Module Composition (W × H)	2 × 2	2 × 2	2 × 2
Cabinet	Cabinet Dimension (W × H × D, mm)	600 × 337.5 × 29.3 (23.622" × 13.287" × 1.154")	600 × 337.5 × 29.3 (23.622" × 13.287" × 1.154")	600 × 337.5 × 29.3 (23.622" × 13.287" × 1.154")
	Cabinet Resolution (W × H)	640 × 360	480 × 270	384 × 216
	Cabinet Weight	3.4 Kg(7.496 lb)	3.4 Kg(7.496 lb)	3.4 Kg(7.496 lb)
	Pixel Density (dots/m²)	1,137,777	640,000	409,600
	Cabinet Material	Aluminium die casting	Aluminium die casting	Aluminium die casting
	Maintenance Method	Front maintenance for all components	Front maintenance for all components	Front maintenance for all components
	Protection Level	IP65 (Module)	IP65 (Module)	IP65 (Module)
Optical	Brightness (nits)	600	600	600
	Color Temperature (K)	3000-10000 K adjustable	3000-10000 K adjustable	3000-10000 K adjustable
	Viewing Angle	160°(H)/160°(V)	160°(H)/160°(V)	160°(H)/160°(V)
	Contrast Ratio	15000:1	15000:1	15000:1
Electrical	Peak Consumption (W/m²)	≤ 360	≤ 300	≤ 300
	Average Consumption (W/m²)	≤ 120	≤ 100	≤ 100
Processing Performance	Frame Rate (Hz)	60	60	60
	Refresh Rate (Hz)	3,840	3,840	3,840
	Grey Level (bit)	16	16	16

Model		DS-D4012CW-2F0	DS-D4015CW-2F0	DS-D4018CW-2F0
Image				
Module	Pixel Structure	H0B	H0B	H0B
	Pixel Pitch (mm)	1.25	1.56	1.8
	Module Composition (W × H)	2 × 2	2 × 2	2 × 2
Cabinet	Cabinet Dimension (W × H × D, mm)	600×337.5×29.5 (23.622" × 13.287" × 1.161")	600×337.5×29.5 (23.622" × 13.287" × 1.161")	600×337.5×29.5 (23.622" × 13.287" × 1.161")
	Cabinet Resolution (W × H)	480 × 270	384 × 216	240 × 136
	Cabinet Weight	3.4 Kg(7.496 lb)	3.4 Kg(7.496 lb)	3.4 Kg(7.496 lb)
	Pixel Density (dots/m²)	640,000	409,600	161,185
	Cabinet Material	Aluminium die casting	Aluminium die casting	Aluminium die casting
	Maintenance Method	Front maintenance for all components	Front maintenance for all components	Front maintenance for all components
	Protection Level	IP65 (Module)	IP65 (Module)	IP65 (Module)
Optical	Brightness (nits)	600	600	600
	Color Temperature (K)	3000-10000 K adjustable	3000-10000 K adjustable	3000-10000 K adjustable
	Viewing Angle	160°(H)/160°(V)	160°(H)/160°(V)	160°(H)/160°(V)
	Contrast Ratio	3000:1	3000:1	3000:1
Electrical	Peak Consumption (W/m²)	≤ 460	≤ 390	≤ 400
	Average Consumption (W/m²)	≤ 160	≤ 130	≤ 140

Model		DS-D4012NW-2F	DS-D4015NW-2F
Image			
Module	Pixel Structure	SMD Triad LED with Top level lamp	SMD Triad LED with Top level lamp
	Pixel Pitch (mm)	1.25	1.56
	Module Composition (W × H)	2 × 2	2 × 2
Cabinet	Cabinet Dimension (W × H × D, mm)	600×337.5×29.5 (23.622" × 13.287" × 1.161")	600×337.5×29.5 (23.622" × 13.287" × 1.161")
	Cabinet Resolution (W × H)	480 × 270	384 × 216
	Cabinet Weight	3.4 Kg(7.496 lb)	3.4 Kg(7.496 lb)
	Pixel Density (dots/m²)	640000	409,600
	Cabinet Material	Aluminium die casting	Aluminium die casting
	Maintenance Method	Front maintenance for all components	Front maintenance for all components
	Protection Level	IP60 (Front)	IP60 (Front)
Optical	Brightness (nits)	800	800
	Color Temperature (K)	3000-10000 K adjustable	3000-10000 K adjustable
	Viewing Angle	160°(H)/160°(V)	160°(H)/160°(V)
	Contrast Ratio	3000:1	3000:1
Electrical	Peak Consumption (W/m²)	≤ 460	≤ 390
	Average Consumption (W/m²)	≤ 160	≤ 130
Processing Performance	Frame Rate (Hz)	60	60
	Refresh Rate (Hz)	3,840	3,840
	Grey Level (bit)	16	16

Model		DS-D4012CW-2F	DS-D4015CW-2F	DS-D4018CW-2F
Image				
Module	Pixel Structure	SMD triad LED	SMD triad LED	SMD triad LED
	Pixel Pitch (mm)	1.25	1.56	1.8
	Module Composition (W × H)	2 × 2	2 × 2	2 × 2
Cabinet	Cabinet Dimension (W × H × D, mm)	600×337.5×29.5 (23.622" × 13.287" × 1.161")	600×337.5×29.5 (23.622" × 13.287" × 1.161")	600×337.5×29.5 (23.622" × 13.287" × 1.161")
	Cabinet Resolution (W × H)	480 × 270	384 × 216	240 × 136
	Cabinet Weight	3.4 Kg(7.496 lb)	3.4 Kg(7.496 lb)	3.4 Kg(7.496 lb)
	Pixel Density (dots/m²)	640,000	409,600	161,185
	Cabinet Material	Aluminium die casting	Aluminium die casting	Aluminium die casting
	Maintenance Method	Front maintenance for all components	Front maintenance for all components	Front maintenance for all components
	Protection Level	IP60 (Front)	IP60 (Front)	IP60 (Front)
Optical	Brightness (nits)	600	600	600
	Color Temperature (K)	3000-10000 K adjustable	3000-10000 K adjustable	3000-10000 K adjustable
	Viewing Angle	160°(H)/160°(V)	160°(H)/160°(V)	160°(H)/160°(V)
	Contrast Ratio	3000:1	3000:1	3000:1
Electrical	Peak Consumption (W/m²)	≤ 460	≤ 390	≤ 400
	Average Consumption (W/m²)	≤ 160	≤ 130	≤ 140
Processing Performance	Frame Rate (Hz)	60	60	60
	Refresh Rate (Hz)	3,840	3,840	3,840
	Grey Level (bit)	16	16	16