







A PRIVATE WORLD AT SEA

3

Panakeia is a luxury yacht designed for private charter across Asia, the Mediterranean and the Middle East. Defined by generous proportions and a contemporary aesthetic, she offers expansive deck living, exceptional interior volume and a seamless connection to the sea.

Her multi-level layout has been thoughtfully configured to balance privacy with sociability - from sun-drenched open decks to elegant interior lounges. Every space has been conceived for ease of movement, comfort and understated sophistication.

Supported by a professional crew dedicated to discreet, attentive service, Panakeia delivers a charter experience that is both effortless and deeply personal - crafted for guests who value space, freedom and distinction at sea.

DISTINCTIVE BY DESIGN

Panakeia's design is defined by proportion and presence. Her expansive exterior decks unfold across multiple levels, offering generous open-air living and uninterrupted sightlines to the horizon. The layout prioritises space and circulation, allowing guests to move effortlessly between lounge areas, dining spaces and the water's edge.

Inside, the yacht's interior volume is both balanced and considered, with clean architectural lines and a natural flow between social and private spaces. Every level has been arranged to enhance comfort, privacy and versatility, whether hosting on deck or retreating indoors.

From elevated sun deck living to the seamless transition between interior and exterior environments, Panakeia presents a composed and contemporary expression of modern charter design.







EXTERIOR LIVING

7

Panakeia's exterior decks are arranged to maximise time spent outdoors, with dedicated areas for lounging, dining and relaxation. The elevated sun deck features a Jacuzzi and bar, creating a natural setting for open-air entertaining, while shaded aft deck spaces accommodate both private moments and social gatherings.

Generous proportions allow uninterrupted views and fluid transitions between sun, shade and sea. At water level, the beach club provides direct access to the sea, offering a dedicated lounge area for sunbathing or unwinding after water activities.

Open-air dining areas complete the outdoor experience, set against a constantly shifting horizon.

INTERIOR ELEGANCE

Panakeia's interior environment is defined by balance and restraint. Clean architectural lines are complemented by tailored finishes, creating spaces that feel open yet composed. Natural light filters through expansive glazing, enhancing both volume and connection to the sea.

Materials have been selected for comfort and longevity, blending contemporary design with subtle warmth. Soft textures, considered detailing and harmonious proportions contribute to an atmosphere that is calm and quietly luxurious.

Transitions between social and private spaces remain fluid, reinforcing continuity across each level and establishing a cohesive understated interior identity.









PRIVATE LIVING

11

Panakeia accommodates up to 11 guests within a thoughtfully configured layout designed to balance comfort and privacy. The full-beam master suite offers generous proportions and elevated finishes, creating an atmosphere of quiet seclusion.

Guest accommodation is arranged to provide flexibility for families or groups, with each cabin featuring ensuite facilities and carefully considered storage. Natural light, clean architectural lines and a restrained material palette contribute to a calm and cohesive interior environment.

Every cabin has been conceived as a private sanctuary, delivering the comfort and discretion expected of a yacht of this calibre.

ONBOARD HOSPITALITY

Life on board Panakeia is shaped by attentiveness and precision. From the moment guests step aboard, every detail is thoughtfully managed - whether arranging a private dining setting, preparing a quiet morning on deck, or coordinating bespoke days at sea.

12

Dining is tailored to individual preferences while drawing inspiration from each destination. Menus may reflect local produce and regional cuisines or present international selections, crafted to suit the tastes and dietary requirements of every guest. Panakeia's wine cellar features an impressive selection of over 200 wines and champagnes, thoughtfully chosen to complement the onboard dining experience, while interior and exterior dining spaces provide flexibility for both formal evenings and relaxed gatherings.

Panakeia's crew brings together experienced international leadership alongside dedicated local professionals, combining technical expertise with authentic regional knowledge and warm hospitality. Working with discretion and efficiency, they deliver a standard of service that is composed, attentive and seamlessly executed throughout every charter.





LEISURE & RECREATION

Panakeia is equipped with a versatile selection of water toys and recreational equipment, offering guests the freedom to engage with the sea on their own terms. From high-energy watersports to relaxed coastal exploration, the yacht supports both dynamic adventure and unhurried enjoyment.

The swim platform serves as a natural extension of the living space, providing direct and effortless access to the water. Whether launching for active pursuits or enjoying time afloat, the transition between deck and sea is seamless, integrated and purposefully designed.







MEDITERRANEAN

Summer Season: May – September

During the European summer, Panakeia operates within the Mediterranean, accessing established yachting grounds and iconic coastal landscapes. From refined Riviera ports to secluded bays and open-water cruising, the region provides a diverse charter environment suited to both social itineraries and private escapes, framed by historic harbours and sweeping sea views.

ASIA

Primary Season: December – April
Seasonal Home Port: Phuket, Thailand

Based in Phuket during the winter months, Panakeia cruises the Andaman Sea and surrounding Southeast Asian waters. This region offers dramatic limestone formations, protected island archipelagos and expansive tropical vistas. From tranquil anchorages to culturally rich coastlines, itineraries can be tailored to combine relaxed island exploration with longer passages through Thailand, Malaysia and neighbouring destinations.





MIDDLE EAST

Primary Season : October – December

Panakeia also operates within the Middle East, including the UAE and surrounding waters. Contemporary marinas, striking city skylines and wide cruising expanses offer an alternative seasonal platform with strong infrastructure and accessibility, well suited for shorter regional charters or event-based programmes.

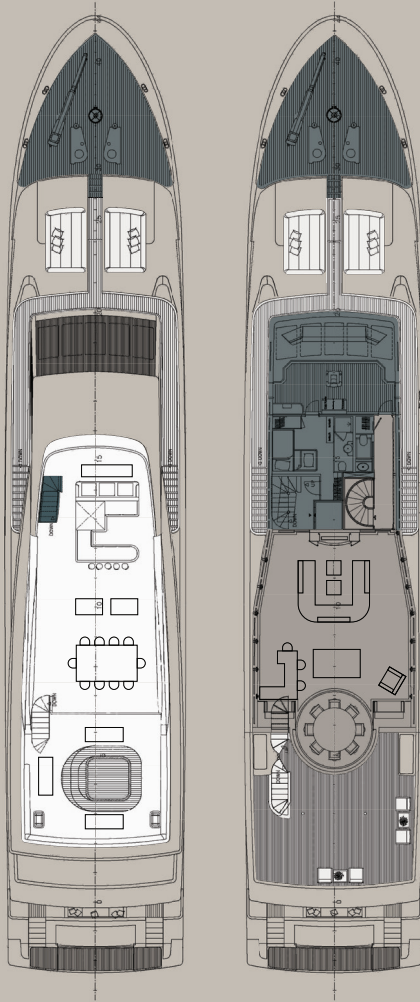
LEISURE & RECREATION

17

Panakeia follows the seasons to ensure optimal cruising conditions across three distinct regions. Her seasonal home port is Phuket, ideally positioning her for charters throughout Southeast Asia while maintaining flexibility to operate across the Mediterranean and the Middle East.

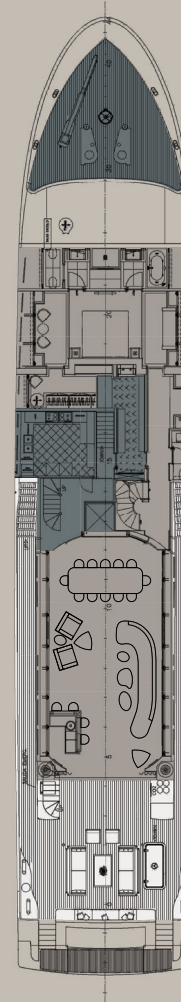
**Operational positioning may adjust according to charter demand and seasonal conditions.*

FLY DECK

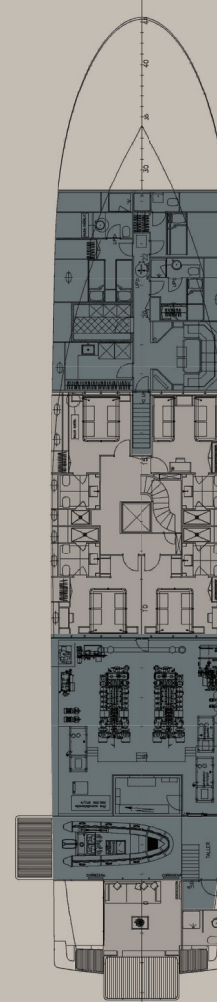


SKY LAND DECK

MAIN DECK




LOWER DECK



KEY:

- Crew Area
- Guest Area (Indoor)
- Guest Area (Outdoor)

PROFILE



M.Y. PANAKEIA FLAG STATE : COOK ISLANDS COMMERCIAL YACHT

Classification Society : RINA
Class : C HULL MACH Ych ; short range
Class Number : RI93648
IMO Number : 8676063

GT : 496
LOA Length : 45.50 m
No. of Crew : 10
No. of Passengers : 11

DECK CONFIGURATION

Panakeia's layout has been thoughtfully configured to provide clear separation between guest and operational areas, ensuring both privacy and efficiency throughout the yacht.

Her multi-deck arrangement creates distinct zones for outdoor living, interior entertaining and private accommodation, while supporting discreet crew circulation. Movement between levels is intuitive, reinforcing the seamless flow experienced throughout the vessel.

TECHNICAL SPECIFICATIONS

Panakeia combines considered design with proven performance and operational capability. The following specifications provide a clear overview of her principal dimensions, machinery, capacity and onboard systems. Detailed technical information is presented to support charter planning and operational review.



PRINCIPAL DIMENSIONS

Length : 45.50 metres (149'3")

Beam : 8.60 metres (28' 3")

Draft : 2.3 metres (7' 7")

Gross Tonnage : 499 Imperial Tonne



PERFORMANCE

Cruising Speed : 12 Knots

Maximum Speed : 16 Knots

Range : 4000 Nautical Miles

Fuel Consumption : 150 Litres/Hr @12 Knots



MACHINERY & POWER

Main Engines

2 × MTU 16V 4000 M61R (1,520 kW each)

Generators

2 × Kohler 80 kW

1 × Kohler 35 kW



CONSTRUCTION & CLASSIFICATION

Builder : Astondoa
Year of Build : 2008
Refit : 2025
Hull Construction : Steel
Superstructure : Tri-deck +
Classification Type : Motor Yacht



ONBOARD SYSTEMS & COMFORT

Family-friendly set-up
Sun Deck Jacuzzi
Sun Deck Bar
Beach Club with Direct Water Access
Elevator – Access to Lower, Main & Upper Decks
Zero-Speed Stabilizers
Air Conditioning
Starlink Wi-Fi – Dual System, Yacht-Wide Coverage
Advance Cyber Security Measures



GUEST & CREW CAPACITY

Guest Accommodation : 5
Cabin Configuration : 4 Doubles + 1 Twin with Pullman Bed
Bed Configuration : 2 King Beds, 2 Queen Beds, 3 Single Beds
Number of Guests : 11
Number of Crew : 10



LEISURE & EQUIPMENT

Tender :
1x 4.9 metre Castoldi 8 person Jet Tender with a Yanmar 110hp inboard engine.

Personal Water Craft :
1x Seadoo RXP-X260 jet ski 260hp GTX.
1x Seadoo GTX 260



GUEST ACCOMMODATION FEATURES

Full-Beam Master Suite
Walk-In Wardrobe (Master Suite)
Master Ensuite with Bathtub
Owner's Study (Master Suite)
Ensuite Bathrooms in All Guest Cabins
Individual Climate Control
In-Cabin Entertainment Systems

Water Sports Toys & Equipment :

3x Syfly e-foils
4x Robosea SeaFlyer Sea Scooters
1x Inflatable towable doughnut
2x Paddle boards
4x Kayaks
1x Mono Water Ski
4x Fishing rods
Snorkelling equipment
SCUBA Diving equipment



An aerial photograph of the ocean surface, showing a dense pattern of small whitecaps and ripples. The water is a deep, dark blue, and the whitecaps are scattered across the entire frame, creating a textured, shimmering effect. The perspective is from directly above, looking down at the water.

A PRIVATE WORLD AT SEA.

