

# Entry Door Style Guide

**THERMA TRU**  
DOORS



## OrePac In-Home Consultation Program





## The Importance of Curb Appeal.

A stylish new front entryway can help convey your personal style and highlight your home's overall architectural style and curb appeal.

“An enhanced entry door makes a home look more expensive and custom. It adds character to the home.”

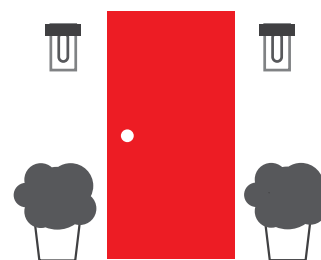
– Homeowner, Survey Respondent



### Fresh look. Increased value.

In a recent survey, real estate agents were shown images of various homes, including some that had been modified with a new Therma-Tru door, and asked to estimate the value of the home. While results varied, the survey suggests choosing a Therma-Tru door that complements the home's architecture could **add up to 7% to the perceived value** of a remodeled home.\*\*\*

That's a potential increase of **up to \$21,000** on a \$300,000 home for a project that can be done in a single day.



## Why OrePac

OrePac is a family-owned and operated business, founded by the Hart family in 1977. Through strong leadership and a commitment to success, the company has grown into one of the premier distributors in the building industry.

Trust, integrity, and a dedication to excellence are the values most important to OrePac. That commitment can be found in the services we offer, the quality of the products we provide, and the way we treat our employees and customers. This dedication to our markets has enabled us to make a positive impact on the shelter industry and the communities we serve.

#### On the Cover:

Top: Pulse Echo, Reeded Glass with Flat Lite Frame, Door – FC85LXK, Finish – Tumbleweed

Bottom Left: Fiber-Classic Mahogany Collection, Chord Glass with SDLs, Door – FCM4814XC, Sidelites – FCM2050XCSSL; Clear Glass, Transom – 19220T, Finish – Acorn; Dentil Shelf

Bottom Middle: Smooth-Star, Latitude Glass, Doors – S4525-ADV, Finish – Onyx

Bottom Right: Classic Craft Mahogany Grain, Low-E Glass with SDLs, Door – CCM2806, Finish – Acorn



# CLASSIC CRAFT.®

## Fir Grain

Formerly Classic-Craft  
American Style

## Walnut Grain

## Mahogany Grain

Formerly Classic-Craft  
Mahogany & Rustic

## Canvas

## An unrivaled entry experience.

Our premier engineered-to-last entryways showcase remarkably authentic wood grains and textures. Discover exquisite textures with grains hand selected from the finest natural wood species and meticulously recreated with our revolutionary AccuGrain® technology.

AccuGrain.  
TECHNOLOGY

**LIFETIME**  
LIMITED  
WARRANTY  
TRANSFERABLE

**10 YEAR**  
LIMITED  
WARRANTY  
TRANSFERABLE

## Fiber-Classic® & Smooth-Star® Door Options

Fiber-Classic®  
Mahogany Collection™

Fiber-Classic®  
Oak Collection™

Smooth-Star®

### Fiber-Classic® Doors

Get the look and feel of rich Mahogany or warm Oak with excellent performance and value.

### Smooth-Star® Doors


Get a smooth surface for plenty of color options with exceptional performance and value.

**LIFETIME**  
LIMITED  
WARRANTY

\*\*\*Not a guarantee of investment returns, increase in value or selling price. See 2021 Therma-Tru National Home Valuation Study surveying real estate agents about perceived remodeled home value estimates based on exterior appearance. Not based on actual home sales data. Results may vary based on region, door style and home style. Study was commissioned by Therma-Tru and conducted by the Farnsworth Group, an independent research provider.

Note: See your Therma-Tru seller or visit [www.thermatru.com](http://www.thermatru.com) for details on limited warranties and exclusions, and ENERGY STAR qualified products.

# Casual



Incorporating mixed materials in softer hues, casual home styles feature nature-inspired finishes combined with light and airy influences to create a cozy, lived-in look.

- Functional Details
- Artisan Textures
- Welcoming Front Porches
- Tapered or Square Columns

- Flush-Glazed Glass
- 1D Black Nickel Caming
- 1C Brushed Nickel Caming
- 1A Brass Caming
- XC Chord
- XJ Chinchilla
- XN Granite
- LE Low-E
- Scrolled & Flat Advanta Lite Frame
- Scrolled Advanta Lite Frame
- Flat Advanta Lite Frame
- SDL Simulated Divided Lites
- SDLF1 1 1/8" Flat SDL
- SDLF5 4 1/4" & 5 1/2" Flat Combo SDL
- GBG Grilles Between Glass

Above: Smooth-Star, Saratoga Glass,  
Door – S6240, Sidelites – S6201SL,  
Finish – Cabernet

## Classic Craft.


**LIFETIME**  
LIMITED  
WARRANTY  
TRANSFERABLE



**Fir Grain**  
**Low-E SDL**  
**CCA2350-SDLF5LE** ●  
**Stained Acorn**



**Mahogany Grain**  
**Arborwatch.**  
**CCR1414** ● (1D, 1C)  
**Stained Driftwood**



**Fir Grain**  
**Homeward™**  
**CCA211** ● (1D, 1C)  
**Stained Wildflower**  
**Honey**



**Canvas**  
**Granite SDL**  
**CCV940XN-SDL** ●  
**Painted Cypress**

## Fiber-Classic. & Smooth-Star.

**LIFETIME**  
LIMITED  
WARRANTY




**Mahogany**  
**Maple Park.**  
**FCM900** ■ (1D, 1C)  
**Stained Mulberry**



**Oak**  
**Sedona**  
**FC131** ■ (1D, 1C)  
**Stained Autumn**  
**Harvest**



**Smooth**  
**Clear GBG**  
**S1401-GBG** ●  
**Painted Indigo**




**Smooth**  
**Saratoga™**  
**S6240** ● (1D, 1C)  
**Painted Harvest**



**Smooth**  
**Calix**  
**S3540** ■ (1D, 1C, 1A)  
**Painted Onyx**



**Smooth**  
**Chord SDL**  
**S606XC-SDL** ■  
**Painted Cardinal**




**Smooth**  
**Low-E SDL**  
**S4816-SDLF1LE** ●  
**Painted Cypress**



**Mahogany**  
**Chinchilla SDL**  
**FCM4814XJ-SDLF1** ●  
**Stained Autumn**  
**Harvest**



# Traditional



Explore updated classics that blend elegant details with inviting warmth, creating homes that exude livable luxury.

- Steep-Pitched Rooflines
- Multi-Pane Windows
- Modest Porches
- Simple Column

- Flush-Glazed Glass
- 1D Black Nickel Caming
- 1C Brushed Nickel Caming
- 1A Brass Caming
- Scrolled & Flat Advanta Lite Frame
- SDL Simulated Divided Lites
- SDLF6 1 3/5" Flat SDL

Above: Smooth-Star, Latitude Glass, Doors – S4525-ADVF, Finish – Onyx;  
Fypon Product: CHCST144X6, 6"  
Craftsman Step Crosshead, Trimmable, FLT109-12, Smooth Flat Trim

## Classic Craft.



**Mahogany Grain Provincial™**  
**CCR30028** (1D, 1C, 1A)  
Stained Driftwood



**Mahogany Grain Clear SDL**  
**CCM2804-SDLF6** ●  
Stained Tumbleweed



**Mahogany Grain Lucerna.**  
**CCM2802** (1D, 1C)  
Stained Raven



**Mahogany Grain CCR205**  
Stained New Earth

## Fiber-Classic.® & Smooth-Star.



**Smooth Latitude**  
**S4525** ■ (1D, 1C, 1A)  
Painted London



**Smooth Clear SDL**  
**S2104-SDL** ●  
Painted Glacier



**Oak Blackstone.**  
**FC164** (1D, 1C)  
Stained Wildflower Honey



**Smooth Concorde™**  
**S426** ■ (1D, 1C, 1A)  
Painted Indigo



**Mahogany Clear SDL**  
**FCM65-SDL** ■  
Stained Acorn



**Smooth Wellesley™**  
**S721** (1D, 1C, 1A)  
Painted Cabernet




**Mahogany FCM220**  
Stained Rustic Clay



**Smooth S200**  
Painted Granite

# Modern



Cool classics mix with modern warmth to create a remixed retro vibe, complete with geometric influences including strong lines and asymmetrical details.

- Flat or Shed Rooflines
- Geometric or Angular Shapes
- Expansive Windows
- Minimal Decoration

- Flush-Glazed Glass
- 1D Black Nickel Caming
- 1C Brushed Nickel Caming
- 1A Brass Caming
- XK Reeded
- XE Satin Etch
- XC Chord
- LE Low-E
- FF Flat Frame
- Scrolled & Flat Advanta Lite Frame
- SDL Simulated Divided Lites
- SDLF1 1 1/8" Flat SDL
- SDLF2 3 1/2" Flat SDL
- SDLF4 5 1/2" Flat SDL

Above: Smooth-Star, Door - S81EC-FF, Finish - Harvest


## Classic Craft.



**Fir**  
**Satin Etch SDL**  
**CCA2310XE-SDLF4** ●  
**Stained Raven**



**Mahogany**  
**Zaha**  
**CCM2803 (1D, 1C)**  
**Stained Driftwood**



**Walnut**  
**CCW903**  
**Stained Acorn**



**Fir**  
**CCA1150**  
**Stained Barley**

## Fiber-Classic. & Smooth-Star.



**Mahogany**  
**Axis.**  
**FCM1652** ■ (1D)  
**Stained Raven**



**Smooth**  
**Echelon**  
**S2233** ■ (1D, 1C, 1A)  
**Painted Indigo**




**Smooth**  
**Satin Etch SDL**  
**S685LXE-SDLF2** ●  
**Painted Onyx**



**Smooth**  
**Low-E SDL**  
**S5715-SDLF1LE** ●  
**Painted Ruby Red**




**Smooth**  
**S1100**  
**Painted Alpine**



**Pulse Ari**  
**Smooth, Chord**  
**S2XC** ■  
**Painted Ruby Red**



**Pulse Echo**  
**Oak, Reeded**  
**FC4LXK-FF** ■  
**Stained Tumbleweed**



**Pulse Linea**  
**Smooth, Calix**  
**S1RCX** ■  
**Painted Reef**

\*The Rider does not warrant workmanship of anyone who assembles or installs a Tru-Defense door system, including Therma-Tru Certified Door System Installers, nor any damages caused by improper handling, assembly or installation.

\*\*Latch and deadbolt must meet Therma-Tru specifications. Note: See your Therma-Tru seller or visit [www.thermatru.com](http://www.thermatru.com) for details on limited warranties and exclusions, and ENERGY STAR qualified products.

# Engineered to Work Together

## A Complete Door System

Our complete door systems feature doors, glass and components engineered to work together to resist leaks and drafts, and help maintain energy efficiency and weather resistance.



**1**  
**Composite Door Frame**



**2**  
**Removable Weatherstrip**




**3**  
**Hardware**  
**Multi-Point Locking Systems**  
(Recommended)



**Sure-Loc.**  
**Handlesets**  
**Available**



**4**  
**Ball-Bearing Hinges**



**5**  
**7-Shape Corner Seal Pads**  
(Inswing Only)



**6**  
**Composite Adjustable Sills**



**7**  
**Dual-Bulb / Dual-Fin Bottom Sweep**  
(Inswing Only)



**8**  
**Mullion Options**



## Tru-Defense: The Ultimate Protection

We manufacture or specify every aspect of a complete door system. The Therma-Tru. genuine components in a Tru-Defense door system are our premium options for long-lasting durability.

### Double Your Peace of Mind

When it comes to door systems, we believe that proper installation is just as important as having the best components. A Tru-Defense door system installed by a Therma-Tru Certified Door System Installer doubles your reimbursement eligibility should an issue arise.\*

### Levels of Reimbursement

System Components	Reimbursement Eligibility	Reimbursement Eligibility with a Certified Installer
Latch & Deadbolt (No Sill Pan)**	\$250	\$500
Latch & Deadbolt with Sill Pan**	\$500	\$1,000
MPLS (No Sill Pan)	\$1,000	\$2,000
MPLS with Sill Pan	\$1,250	\$2,500

Baseline components required to qualify for the Tru-Defense Warranty Rider.



# FINISHKOTE™

featuring **PRISMA GUARD**™

## Finished for Lasting Beauty

Handcrafted and professionally applied, a PrismaGuard finish is built to last, giving your customers confidence and peace of mind.

**10 YEAR**  
LIMITED  
TRANSFERABLE  
WARRANTY  
Classic Craft

**10 YEAR**  
LIMITED  
WARRANTY  
Fiber-Classic, Smooth-Star,  
Pulse & Steel



### PrismaGuard® Stain



### PrismaGuard® Paint



## Hardware Options

### Handlesets




### Lever/Knob & Deadbolt Combinations



### Peep Sites

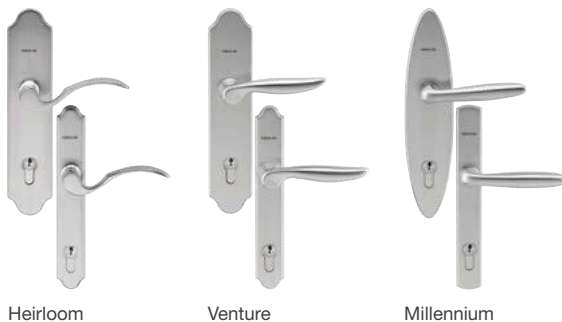


### Finish Options




## Multi-Point Locking System

### Handlesets



### Standard Door Options




### Finish Options



### Trim

#### Exterior (Smooth or wood grain composite)



#### Interior (Paint or stain grade)



See your Therma-Tru seller or visit [www.thermatru.com](http://www.thermatru.com) for details on available product sizes and options, limited warranties and exclusions, riders and ENERGY STAR qualified products.

©2023 OrePac Building Products. All rights reserved. OP-0623 [www.orepac.com](http://www.orepac.com)

©2023 Therma-Tru Corp. All rights reserved. All trademarks and images featured are owned by their respective company and used with permission. Registered trademarks are registered in the U.S. and may be registered internationally. Therma-Tru Corp. and Larson Manufacturing Company are part of Fortune Brands Innovations, Inc. – an industry-leading home and security products company. ENERGY STAR is a government program that helps consumers protect the environment through superior energy efficiency and is a registered trademark of the U.S. Department of Energy and the U.S. Environmental Protection Agency. MAY2023

**THERMA-TRU**  
DOORS

fabricated by  
**OREPAC**