

Vet

# PURRSPECTIVES

## **ZOOMIES!**

VetEducation's  
Online Veterinary Conference  
is Back and Better Than Ever

## **RESUSCITATION OF THE TRAUMA PATIENT:**

Stand Tall. Act Fast.  
Save Lives.


JUNE

20  
25



veteducation

[www.veteducation.com](http://www.veteducation.com)



# Table of Contents

---

1

**MIC DROP MOMENTS**

2

**DIRECTOR'S NOTE**

3

**MISSED IT LIVE?**

5

**JUNE CALENDAR**

7

**ZOOMIES**

9

**JULY CALENDAR**

11

**STAR PATIENT SPOTLIGHT**

13

**YOUR LIBRARY UPDATES**

14

**WHAT'S POPULAR IN YOUR LIBRARY?**

15

**LECTURE SPOTLIGHT**

16

**VET TALK SPOTLIGHT**

17

**BRAIN TEASER: CROSSWORD**

18

**BEYOND THE SCRUBS**

19

**PEOPLE BEHIND THE SCENES**



# Mic Drop Moments

From our Webinars and Courses



**Beyond the Airway  
Course was  
fantastic!**

Tyler, Queensland

**Awesome seminar,  
thank you!!  
Lucky to come  
across this**

Grace, California

**Thank you so much  
for such a great  
presentation!**

Anaya, Maharashtra

**Enjoyed this  
lecture a lot. Thank  
you so much!**

Liam, Auckland

**Thank you! High  
value & practical  
information as  
always**

Ruby, Wellington

**I really enjoyed this  
webinar. Cats and  
emergencies -  
awesome!**

Harper, New York

**Been helpful in  
improving skills  
for Surgery**

Sipho, Western Cape

**This has been  
wonderful! what a  
privilege to have been  
able to attend this  
lecture.**

Jack, South Australia


**Thank you so much!  
Very informative  
lecture, indeed some  
updates for us!**

Thandi, Gauteng

## **BONUS MOMENT!**

**Nice music to start :)  
Gives some energy  
and joy :)**

Chloe, Victoria





# Director's Note



Welcome to the 2nd Edition of Vet Purrsppectives!

As we look forward to the next couple of months of CPD here at VetEducation, I am reminded of what an amazing profession we live and work in. I have been fortunate enough to speak at veterinary conferences in both India and China already in 2025 – and have had the privilege of connecting with some incredible colleagues and new friends as a result. In addition, our free webinar on transfusion therapy, held in early April, attracted over 2000 registrations from vets and nurses all over the world. The stories, the challenges, and the successes encountered by our peers from across the globe are bound by a common connection – to provide the best care we can, to alleviate discomfort and to improve the life and wellbeing of our patients – and the lives of our clients as a result. It's a special bond we all share with each other – and one I personally wanted to take the time to recognise and appreciate.

What's more, one of the great things about working with Charisma and our amazing team here at VetEducation is that we get to connect with so many veterinarians, veterinary nurses and technicians, as well as practice managers, on a daily basis. What we have come to understand, as a result, is how important being connected is – to our peers, to our family, and to our environment. All of these things really matter. In these days, where being "busy" is so much the norm – it's worthwhile taking time out – every day – to reflect, to de-stress – and to reconnect with what it is that makes us feel valued as human beings. Prioritise those connections – and

value them as they should be. Whether that's taking a walk (or other exercise), having a conversation with a friend or colleague about a difficult or challenging case or circumstance, phoning family, or devoting dedicated time to your own animals. Whatever it is – make it important – make it an immovable object that doesn't get brushed aside, because we're too busy... because these things are not only what make us human, but they help us every day, to do the incredible things we do in our profession.

For my own part, I find the daily, early morning connection, running with our beautiful dog, or kayaking in the ocean, helps clear my mind, and sets me up for a perfect day – even when sometimes, things don't always go to plan!

As I conclude, I'd love to recommend a series of podcasts I have just completed with an outstanding veterinarian, Dr Sonja Olson, who has written an incredible book on "A Call to Life" – where we discuss not only the many challenges we face as professionals, but how we can navigate them, and thrive as people in this exciting place we live in as veterinary professionals.

Wishing you the very best always my friends

*Philip R Judge*

**Dr Philip Judge**  
**Director, VetEducation**

# MISSED IT LIVE?

## No Worries - Catch the Action Now!

### TRAUMATIC SPINAL INJURY

WITH DR PHILIP JUDGE

28 May 2025

**Brought to you by the 2-week course  
Resuscitation of the Trauma Patient**

Delve into the evaluation and emergency management of spinal trauma in small animals, with a focus on neuro-localisation, injury grading, and key treatment strategies. This session offers essential insights and practical guidance for veterinary professionals managing these high-stakes, time-sensitive cases — helping you make confident, informed decisions when it matters most.

Watch Now



✓ 1 Structured CPD Point



Recording  
Available

### VET NURSE FOCUS

WITH SARA HO-LE

14 May 2025

**Ready, Set, Stabilise:  
Stabilisation of the Critical Dog and Cat**

Learn how to confidently stabilise critical dogs and cats in this action-packed session covering primary surveys, shock stages, monitoring, and essential emergency treatments.

A must-watch for every  
vet nurse/technician!

Watch Now



✓ 1 Structured CPD Point



Recording  
Available



# MISSED IT LIVE?

## No Worries - Catch the Action Now!

### PAWFECT BEGINNINGS 2025 The New Graduate Symposium

29 April - 1 May 2025

Designed for new graduates but relevant to vets at any stage, this 6-part series explores clinical decision-making, complex cases, navigating time pressures, and wellbeing. Each session offers practical tips, relatable stories, and guidance to support and inspire your veterinary journey.

Watch Now

- ✓ RACE Approved
- ✓ 6 Structured CPD Points

Recording Available



### FLUID THERAPY IN SMALL ANIMAL PRACTICE

WITH DR PHILIP JUDGE

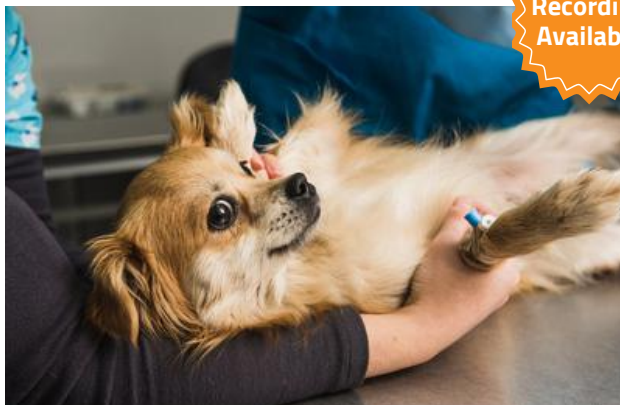
4-Week Course for Vet Nurses

Master the essentials of fluid therapy in small animals with this comprehensive course. Covering fluid types, administration rates, patient monitoring, and case-based applications, it's ideal for veterinary nurses and technicians aiming to enhance their clinical skills.

Watch Now

- ✓ RACE Approved
- ✓ 20 Structured CPD Points

Recording Available



### FOCUS ON EXOTICS

3 - 5 June 2025

Watch this 3-day webinar series from June 3–5, 2025, to enhance your skills in exotic animal care. Topics include foraging enrichment for parrots, palliative care and pain management in exotics, and endotracheal intubation techniques for avian and exotic patients.

Watch Now

- ✓ RACE Approved
- ✓ 3 Structured CPD Points

Recording Available



# Upcoming Webinars and Courses You Can't Miss

2025

June

Sunday	Monday	Tuesday	Wednesday	Thursday	Friday	Saturday
1	2	3 WEBINAR SERIES FOCUS ON EXOTICS	4 WEBINAR SERIES FOCUS ON EXOTICS	5 WEBINAR SERIES FOCUS ON EXOTICS	6	7
8	9	10	11	12	13	14
15	16	17	18	19	20	21
22	23 VET COURSE TUTORIAL RESUSCITATION OF THE TRAUMA PATIENT	24	25	26	27	28
29	30 VET COURSE TUTORIAL RESUSCITATION OF THE TRAUMA PATIENT					



## ● RESUSCITATION OF THE TRAUMA PATIENT: WHAT'S THE BEST APPROACH?

WITH DR PHILIP JUDGE

**Starts 23 June 2025 | 2-Week Course for Veterinarians**

An immersive online course bringing you up to date with the latest updates - to give your patients the best chance!

Enrol Now



- ✓ RACE Approved
- ✓ 10 Structured CPD Points



**BONUS:** Sign up for the course and receive **2** outstanding special reviews on management of dog bite wounds in cat, and management of open fractures in cats and dogs, plus special downloads - **ABSOLUTELY FREE!**



**A Fresh New Name - Same Trusted Learning Experience!**



The Online Vet Conference 2025

**14<sup>th</sup> - 24<sup>th</sup> July 2025**

16 Sessions

Live and On-Demand Access

Practical, Real-World Learning

RACE Approved

Designed for Success

16 Structured CPD Points

The VetEducation Online Conference - now in its 17th year, is having a special birthday - with a new look, a new name, and new vitality!

**Zoomies** - the new face of VetEducation's much-loved Online Veterinary Conference - brings your online conference experience alive - with more energy, engagement, and community spirit - just like Zoomies.

Over two weeks in July, Zoomies brings together some of the leading voices in clinical practice from around the world to deliver clinically relevant updates direct to you - wherever you are!

With flexible access, interactive features, and a program designed for real-world application, Zoomies is your go-to event to stay sharp, inspired, and connected in practice.

**Register Now**



# Meet your Speakers & their Topics



**DR PHILIP JUDGE**

SEIZING CONTROL: UPDATES IN  
MANAGEMENT OF STATUS EPILEPTICUS



**DR FERGUS ALLERTON**

ANTIBIOTIC USE  
IN DIARRHOEA



**DR JANE SYKES**

BEYOND THE ACVIM CONSENSUS STATEMENT:  
UPDATES ON DIAGNOSIS, TREATMENT, AND  
PREVENTION OF LEPTOSPIROSIS IN DOGS



**DR CHRIS TAN**

BROKEN PUPPIES: MANAGEMENT OF  
FRACTURES IN GROWING ANIMALS



**DR ROBERT MCCARTHY**

ORTHOPEDIC SURGICAL CASES  
AND SOLUTIONS



**DR CORRIN BOYD**

ANAPHYLAXIS



**DR ELIZABETH GIULIANO**

OCULAR EMERGENCIES -  
ACT NOW!



**DR EDWARD HALL**

ACUTE PANCREATITIS IN DOGS - WHAT'S NEW  
IN ITS DIAGNOSIS AND TREATMENT?



**DR TAMARA GRUBB**

TOO OLD FOR ANAESTHESIA? NEVER! TIPS  
FOR ANAESTHETIZING GERIATRIC PATIENTS



**DR HANNAH DARCY**

HYPERADRENOCORTICISM



**DR KATE BAKER**

LYMPH NODE CYTOLOGY FOR  
GENERAL PRACTITIONERS



**DR DANIELLE GUNN-MOORE**

UPDATE ON  
FELINE DIABETES MELLITUS



**DR LORRIE GASCHEN**

DOES THIS CAT HAVE BRONCHIOLITIS?  
IMPROVING YOUR IMAGING SKILLS IN A  
CHALLENGING DISEASE IN CATS



**DR LAURENT GAROSI**

CATCH IT ON CAMERA: USING MOBILE FOOTAGE  
FOR FELINE NEUROLOGICAL DIAGNOSES



**DR LEON WARNE**

PAIN MANAGEMENT IN  
CANINE OSTEOARTHRITIS



**DR NATHALIE DOWGRAY**

FELINE HYPERTENSION:  
IF YOU DON'T LOOK, YOU WON'T FIND...


# Upcoming Webinars and Courses You Can't Miss

2025

July

Sunday	Monday	Tuesday	Wednesday	Thursday	Friday	Saturday
		1	2 FREE WEBINAR FELINE HEART DISEASE: THE CLOT THICKENS	3	4	5
6	7	8	9	10	11	12
13	14 ONLINE VETERINARY CONFERENCE ZOOMIES	15 ONLINE VETERINARY CONFERENCE ZOOMIES	16 ONLINE VETERINARY CONFERENCE ZOOMIES	17 ONLINE VETERINARY CONFERENCE ZOOMIES	18	19
20	21 ONLINE VETERINARY CONFERENCE ZOOMIES	22 ONLINE VETERINARY CONFERENCE ZOOMIES	23 ONLINE VETERINARY CONFERENCE ZOOMIES	24 ONLINE VETERINARY CONFERENCE ZOOMIES	25	26
27	28	29	30			





## ● FELINE HEART DISEASE: THE CLOT THICKENS

WITH DR PHILIP JUDGE

2 July 2025 | 19:30 AEST

Arterial thromboembolism is an acute, potentially catastrophic syndrome in cats, frequently found in association with heart disease – but also found with other conditions, including hyperthyroidism, sepsis and trauma, among others. This lecture will review the causes, clinical signs and treatment of cardiogenic aortic thromboembolism, using the most recent published literature, to provide important updates to our management protocols for these critical patients.

Register Now



✓ 1 Structured CPD Point

FREE  
WEBINAR



## SMALL ANIMAL CARDIOLOGY FOR VETERINARY NURSES

This 4-week course offers veterinary nurses and technicians an in-depth understanding of cardiac diseases in dogs and cats. Topics include ECG interpretation, thoracic radiography, and patient monitoring, with practical insights into heart medications and emergency care.

- Starts August 4, 2025
- 4-Week Course
- 20 Structured CPD Points
- Interactive and Tutor Guided

### Week 1

The Heart Diseases –  
What They Are, What  
They Cause, and Who  
They Affect

### Week 2

Thoracic Radiography,  
Radiology and  
Ultrasound!

### Week 3

ECGs!

### Week 4

Treatment and  
Monitoring of Heart  
Disease

Enroll Now



# Star Patient Spotlight

## A Cat with Strings Attached!

BY DR PHILIP JUDGE

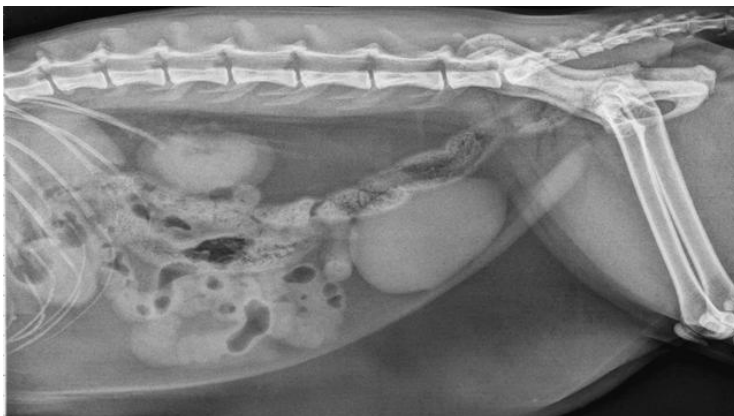
Fluff, a 7 year old male neutered DMH cat presented with symptoms of... wait for it... lethargy and mild reduction in appetite. History was unremarkable – Fluff was an indoor cat, who loved food, but was generally too lazy to do anything to get it, except to meow to let her owners know it was dinner time!

Physical examination revealed a big cat (7.6 kg) with mild dehydration, a mild increase in respiratory rate, but was otherwise unremarkable.

Laboratory tests, including CBC, serum biochemistry, blood gas and electrolytes were all normal, as was urine analysis.

A TFAST was performed, to evaluate potential causes of increased respiratory rate, which was also completely normal.

The next step was abdominal imaging. Radiography revealed good abdominal detail, and the appearance of numerous small gas-filled loops of small intestine, consistent with a diagnosis of linear foreign body. Questioning the owners revealed the possibility of the cat playing with a string that had been used to bind a rolled roast lamb a couple of nights earlier...



Lateral radiograph of Fluff, showing "bunching" of the small intestine, and numerous small, gas-filled loops of small intestine




Intra-operative photograph showing plication of the small bowel, secondary to the string foreign body

Fluff was placed on IV fluids (lactated Ringer's solution) to provide for maintenance and to begin rehydration for a few hours, beta-lactam antibiotics commenced (cephazolin 22 mg/kg) and surgery scheduled to explore the abdomen and remove the piece of string 4 hrs following admission.

At surgery, the small bowel was plicated (see photograph), and the bowel had 3 small perforations along the mesenteric border, where the linear foreign body had eroded.

The string was removed in 3 segments, and each of the perforations was sutured closed. The abdomen was flushed, and closed in a routine manner. Antibiotic administration ceased 90 minutes post-surgery.

True to Fluff's style at home – he began eating within 12 hrs of recovery, and was discharged 36 hrs after admission.

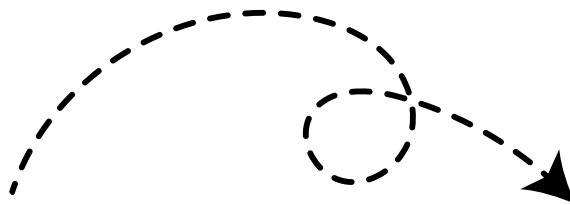


This seemingly unremarkable linear foreign body case, illustrated a few things that are backed up by literature on the acute abdomen in the cat:

1. Cats with acute abdomen may present without abdominal pain. In fact, as few as 30% of cats with septic peritonitis present with abdominal pain – with the most common presenting signs being reduced appetite and lethargy.
2. Intestinal perforation in the cat may be present in cats with mild symptoms
3. The cat with lethargy and anorexia may have mild disease – but they may have serious disease – and it's not until significant diagnostic work-up has occurred, that a diagnosis may be made. This is important to note, as it informs our communication with the clients, sets expectations for the diagnostic yield of the tests we are performing (we may or may not get an answer!), and sets in motion the idea we may need to keep looking in order to detect underlying disease.



Check out an informative lecture in your mycpd library on the acute abdomen in the cat – which details some great information on the peculiarities of cats and their abdominal diseases!



## GOT A STAR PATIENT?

Submit your story, and your patient could be featured in the next issue of **Vet Purrpectives!**

- Tell us about your Star Patient – what made their case special?
- What was the challenge, and how did you and your team help them?
- Any lessons learned or memorable moments from their journey?




# Your Library Updates

## You Asked, We Delivered!

### Continue Watching

Enrolled




PAWFECT BEGINNINGS  
New Graduates' Symposium 2025  
with Dr Jean Gulbransen

Nourish to Flourish: Advanced Feeding Strategies for Hospitalised Patients

Watch Now ▶

Enrolled




PAWFECT BEGINNINGS  
New Graduates' Symposium 2025  
with Dr Philip Judge

The Emergency Cat – 10 Things You Need To Know

Watch Now ▶

Enrolled



Brought to you by Protexin VETERINARY  
Supported by PRO VET

Cobalamin and other Vitamin Deficiencies in our Patients with Chronic Intestinal Disease

Watch Now ▶

## PICK UP WHERE YOU LEFT OFF!

We know life gets busy - and sometimes you don't have a full hour to watch a lecture in one go. That's why we've added a new feature that remembers exactly where you paused, so you can jump back in anytime without losing your place. Whether you're halfway through a webinar or just five minutes in, your progress is now saved automatically!


## HELP US MAKE YOUR WEBINAR LIBRARY EVEN BETTER!


We'd love to hear from you!

Share your feedback about the Member Library and let us know what features or improvements you'd like to see.

Your input helps us shape the best CPD experience for you!

### Building the Ultimate Vet Resource - With You!

prableenchanna@gmail.com [Switch account](#) 


 Not shared

\* Indicates required question

What updates or features would make our Members' Library even better? \*

We'd love your feedback!

Your answer





# What's Popular in your Library this Month?

## TOP 3 LECTURES



### **CYTOLOGY OF TWELVE COMMON SKIN NEOPLASMS**

**DR KATE BAKER**

A visual walkthrough of common skin tumours in dogs and cats, this session pairs gross and cytologic images to highlight the distinguishing features of lesions like mast cell tumours, lipomas, and squamous cell carcinomas - along with insights into when cytology isn't quite enough.



### **AN UPDATE OF FIP AND ITS TREATMENT**

**DR DANIELLE GUNN-MOORE**

This session explores two major shifts in our understanding of feline infectious peritonitis (FIP): the availability and effectiveness of new treatment options, and emerging evidence of transmissibility. Case studies and global insights highlight variations in drug access, treatment strategies, and the impact of the Cyprus outbreak, offering a comprehensive update on this evolving condition.



### **IMPROVE YOUR INTERPRETATION OF RADIOGRAPHIC PULMONARY PATTERNS IN THE CAT**

**DR LORRIE GASCHEN**

A detailed look at feline lung radiographs, featuring case-based examples of air space, airway, interstitial, and complex pulmonary patterns. The session explores allergic, infectious, and neoplastic diseases, with a focus on forming diagnostic plans based on radiographic findings.

## TOP 3 BLOGS



**TOP ANAESTHETIC DIFFERENCES BETWEEN CATS AND DOGS**



**INTRAVENOUS LIPID EMULSION THERAPY FOR THE MANAGEMENT OF TOXICITIES IN DOGS AND CATS**



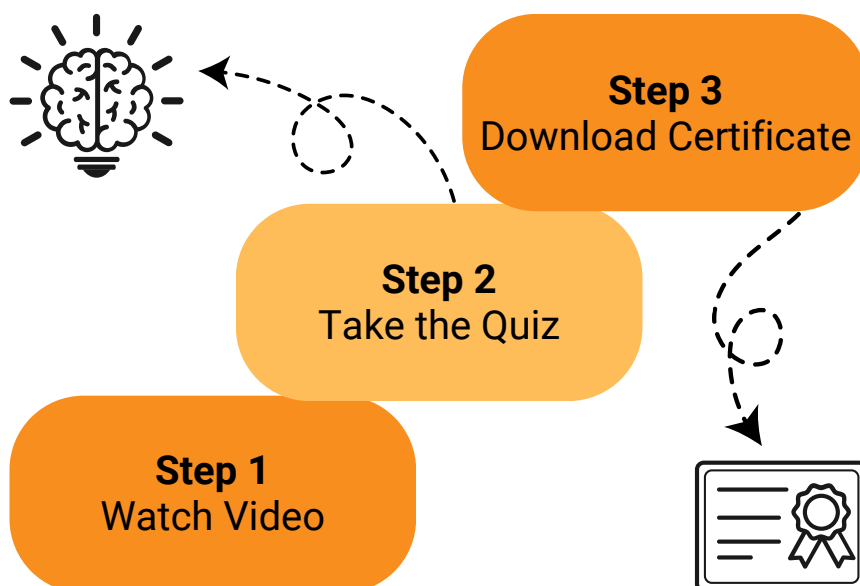
**FELINE HYPERTENSION – DIAGNOSIS AND MANAGEMENT: A LECTURE REVIEW**



# Lecture Spotlight

## Updates in the Use of Transfusion Therapy in the Critical Patient

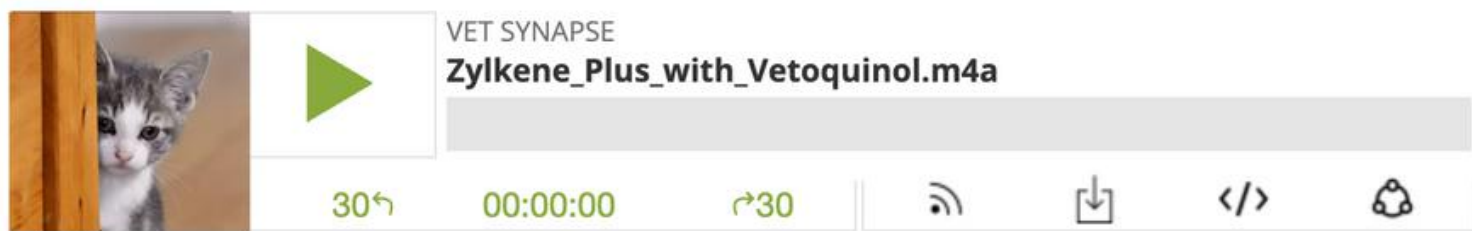
BY DR PHILIP JUDGE



# Vet Talk Spotlight

## OUR PODCASTS

### Tune In Now!



**Dr Soan Choi**

BVSc. BSc. (Vet)(Hons) MBA

In this episode of Vet synapse, we chat with Dr Soan Choi, from Vetoquinol ANZ, about a truly novel milk protein that helps calm dogs and cats!

Click "Play" to find out more!

## ALSO IN OUR PODCAST LIBRARY

[Microenteral Nutrition in Dogs and Cats](#)

[Anaesthesia for the Patient with Diaphragmatic Hernia](#)



## UP TO DATE WITH INDUSTRY

[CBD with Dr Jennifer Sandford \(PetCann\)](#)


[Bravecto Quantum with Dr Megan Rowan \(MSD ANIMAL HEALTH\)](#)

**EXPLORE THE LIBRARY:**

**Click Here**



# Vet Brain Teaser: Crossword Challenge



**Across**


**6.** Chemicals released from injured and inflamed tissue following trauma that can produce local and systemic illness

**8.** \_\_\_\_\_ acid is a medication used to reduce haemorrhage risk in pulmonary

**Down**

**1.** The emergency procedure performed to remove pleural air or fluid

**2.** The term for accelerated blood clot breakdown seen in coagulopathic trauma patients




**DOUBLE CLICK to interact**  
**SCROLL to view the entire crossword**  
**CLICK ON A BOX and start typing your answer to solve the puzzle**



# Beyond the Scrubs

## WHEN WE ARE NOT AT WORK



## An Ode to the Dog with Paroxysmal Dyskinesia

By: Dr Philip Judge

I want my feet to go over there  
But they just hang here, up in the air  
My brain is all alert, and it don't even hurt  
There ain't no seizure stuff, like shaking in the dirt  
No autonomic reflexes are making themselves known  
Paroxysmal dyskinesia is a disease I'll have to own



## Chicken Korma Pie

READY IN **70 MINUTES** | SERVES **2 PEOPLE**



This edition's recipe brings together the soul of a classic pot pie with the bold, aromatic warmth of korma. Dr Charisma Judge puts a delicious twist on hearty comfort food with her Chicken Korma Pie – packed with tender chicken, veggies, and Indian-inspired spices, all topped with golden, buttery mash. It's the perfect dish to cosy up with on a chilly evening... or any time you need a little flavourful pick-me-up!

Let's get cooking!

[Click here](#) to download the recipe card.

# People Behind the Scenes

Meet the incredible team that makes it all happen!

**Director & Education Program Coordinator** – Dr Charisma Judge

**Director & Course Tutor** – Dr Philip Judge

**Administrative Manager** – Sarita R.

**Online Events Manager** – Tanya Channa

**In-house Web Developer** – Ledie Jean Borbe

**Memberships Coordinator** – Emily Garvie

**Vet Moderator & Course Tutor** – Dr Melissa Lewer Kozaruk

**Vet Moderator** – Dr Chantal Celindano

**Vet Moderator** – Dr Janette Matthey

**Webinar Tech Support** – Danielle Kallbrier

**Accounting** – Lesley Bird

**Fresh Faces, Same Mission**  
**Welcome New Team Members!**



Name of the Team Member	Designation
Ayoshmita Biswas (Ash)	Chief Marketing Officer
Gajanan Tripathi (GJ)	Email Marketing
TG Connect Team (Pawan, Aayusha, Dishita)	Digital Marketing and SEO

# People Behind the Scenes

Meet the incredible team that makes it all happen!

## FEATURED TEAM MEMBERS



### DR CHARISMA JUDGE

**DIRECTOR AND EDUCATION PROGRAM COORDINATOR**

**SPIRIT ANIMAL**  
**BEAR**



**FAVOURITE FOOD**

**PHILIP'S CARROT CAKE**



Meet Charisma Judge - our Director and Education Program Coordinator, and the ultimate mamma bear of VetEducation! With a deep love for her community and a knack for creating safe, inspiring spaces, Charisma leads the charge on program planning (especially for our beloved MyCPD Library) while also dipping into marketing, admin, events, and more. She's a self-confessed workaholic who needs to physically schedule downtime to avoid 15-hour days - but she wouldn't trade the variety for anything. What she loves most? Dreaming up new ways to make learning better for our community. When she's not working, she's likely out on a "short" 5-hour bushwalk with friends and family, or in the kitchen cooking up something delicious (which most of her remote teammates don't know is one of her greatest joys). Her spirit animal is a bear - warm, protective, and always feeding people - and her all-time favourite treat? Philip's carrot cake with chocolate cream cheese icing. Don't expect her to share!



### TANYA CHANNA

**ONLINE EVENTS MANAGER**

**SPIRIT ANIMAL**  
**TIGER**



**FAVOURITE FOOD**

**ALL FOOD**



At VetEducation, she's the force behind our events, speaker communications, podcast organisation with Philip, and the magazine content. Her days are a fast-paced mix of planning, coordinating, and (lovingly) chasing the team with "When can we get this?" She thrives on timelines and colour-coded calendars, finding pure joy in making sure everything runs like clockwork (yes, she proudly embraces her inner planning geek). Much like her spirit animal - the tiger - Tanya brings a bold, independent, and quietly powerful energy to everything she does. She's grounded, even in the midst of chaos (or at least she tries to be). Outside of work, Tanya's self-care game is strong - whether it's a cosy binge-watch in bed or the occasional wild night out (a rare, once-in-six-month affair, because, as she claims, she's "old" now). And just when you think you've got her figured out, here's a curveball - she's a shooter, skilled in rifles, pistols, the works. And when it comes to food? Don't even try asking her to choose a favourite - she's a big-time foodie who believes every dish deserves love and respect!

Because every paw print tells a story



let's make it a good one!

JUNE  
20  
25



*Vet*  
**PURRSPECTIVES**

[www.veteducation.com](http://www.veteducation.com) | [info@veteducation.com](mailto:info@veteducation.com)