

**Term 3 2023**  
Online Edition  
Visit us online or contact us for pricing

### **What's Inside**

---

- Classroom Tables and Desks
- Educational Units
- Chairs and Stools
- Storage & Display Solutions
- Whiteboard Cabinets
- Custom Cabinetry



**educated**  
furniture  
built for learning

# Classroom Tables and Desks



## Classroom Tables

### Sizes Available

- 800 x 800
- 800 x 600
- 1200 x 600
- 1200 x 800
- 1600 x 600
- 1600 x 800
- 1800 x 600
- 1800 x 800
- Or any size on request



Tables can be made with locking castors for easy portability

Tables can be made with adjustable legs so they can be adjusted to different age groups and activities

Tops can be made in any of our Educated or Standard Colours or with Whiteboard tops for collaborative learning

### Optional Extras:



- Adjustable legs - 530 - 625 - 685 - 725 mm
- Tall Tables 800 & 900 high
- With 4 locking castors
- Heavy duty frame with 51 mm round legs
- Other sizes available on request

## Swerve Tables

- 1200 x 800 x Height required
- 18mm Melteca tops
- Solid 2mm PVC Edges
- 32mm round steel legs



Can be arranged in groups or as individual tables



### Optional Extras:

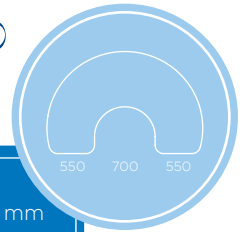
- Adjustable legs - 530 - 625 - 685 - 725 mm
- Tall Tables 800 & 900 high
- With 4 locking castors
- Heavy duty frame with 51 mm round legs

## Horseshoe Tables

- 1200 x 800 x Height required
- 18mm Melteca tops
- Solid 2mm PVC Edges
- 32mm round steel legs



Adding a whiteboard tops is a great low-tech teaching and learning tool that encourages collaboration and makes learning visible.



### Optional Extras:


- Adjustable legs - 530 - 685 - 725 mm
- With 4 locking castors
- Whiteboard tops

## Switch Tables

- A** - 800 x 800  
Year 1-6
- B** - 1000 x 1000  
Year 7-13
- 18mm Melteca tops
- Solid 2mm PVC edges
- 32mm round steel legs



These tables offer lots of flexibility working well as individual tables for four students or placed together in larger groups



### Optional Extras:

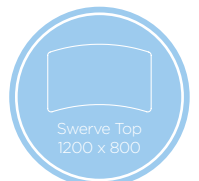
- Adjustable legs - 530 - 625 - 685 - 725 mm
- Whiteboard top
- Heavy duty frame with 51 mm round legs

## Tall Tables

- 800H - Year 1-4
- 900H - Year 4-13



Frame with heavy duty rails with 51mm round legs

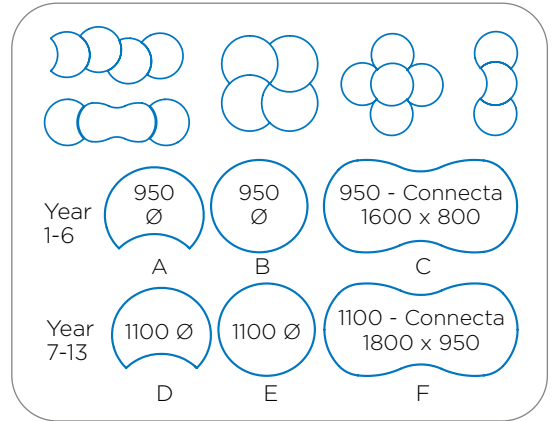


## Omega Tables

18mm Melteca tops  
Solid 2mm PVC Edges  
32mm round steel legs



Omega tables give you flexibility to change the shape to suit different tasks during the day. The Connecta table also gives you the group stand-alone table.



### Optional Extras:

Adjustable legs - 530 - 625 - 685 - 725 mm  
With 4 locking castors  
Whiteboard tops



## Wooden Pen Rail Desk

600 x 500 top  
Solid wooden construction (hardwood)  
Comes with desk tray  
Straight legs so desks can form groups  
Heavy duty steel hinge with steel pivot



## Fixed Top Desk

600 x 475 fixed top  
Comes without desk trays  
Frame 32 mm  
Straight legs so desks can form groups  
Rounded corners



**Standard Heights for all Desks**

**Year 1-2**  
560mm high

**Year 3-4**  
625mm high

**Year 5-6**  
685mm high

**Year 7-8**  
725mm high

**Optional Extras:** Add a modesty panel to the lift top, fixed top or single desks

## Single Desk

600 x 475 fixed top  
With or without desk tray  
Straight legs (desks can form groups)  
Round corners at front, square corners on back



## Lift Top Desk

600 x 500 top  
Comes with desk tray  
Frame 32mm  
Straight legs (desks can form groups)  
Front corners rounded  
Heavy duty steel hinge with steel pivot



## Double Desk

1200 x 600 fixed top  
Comes with or without desk trays  
Round corners at front, square corners on back



Straight legs so desks can be placed in groups

## Tote Tray Table

Three sizes available:  
1800 x 800 - 6 trays  
1200 x 800 - 4 trays  
1600 x 800 - 4 trays



### Optional Extras:

Adjustable legs - 530-625-685-725 mm  
With 4 locking castors  
Whiteboard tops



# Study Carrels

**For students who want to work quietly and independently.**

Study carrels come in a double or single size and are perfect for students who need their own space and want to work independently.

They are a particularly good option in larger learning spaces where they can be placed individually or in groups.

Both sizes available in all Educated and Standard Colours



32mm round solid steel legs

Single - 800W x 600D x 400H  
Double - 1600W x 600D x 400H



# Two Tier Library Book Browser Unit

Our Two Tier Library Book Browser unit is great for libraries and classrooms with two levels of storage and four compartments for books to be displayed and organised.

The unit comes on heavy duty castors so it is fully mobile and can easily be shifted around the room or locked in place as required.

Overall: 1200L x 900H x 400D



Find out more



**Works well teamed up with multiple units against a wall or as a room partition**



# Educational Units



## iPad and Chromebook Storage Units

Mount your powerpack and plugs on the back and thread the plugs through the cable port holes  
Complete with locks  
Heavy duty castors

**2 rows** - stores 16 Chrome Books 620W x 600D x 725H

**3 rows** - stores 24 Chrome Books 840W x 600D x 725H

**4 rows** - stores 32 Chrome Books 1175W x 600D x 725H



Slot size for all units 260W x 35D x 250H -  
Maximum Height 425mm

**Add power boards**

Includes surge protection  
2 Row Unit  
3 Row Unit  
4 Row Unit

## Laptop Storage Units (12, 15, 24 and 30 Slots)



Heavy duty locking castors bolted through base  
Holes for all cabling including power cords at back  
Heavy duty handle on one end  
Grills for ventilation



**12 Slot** - holds 12 laptops 800L x 1100H x 500D

**15 Slot** - holds 15 laptops 800L x 1180H x 500D

**24 Slot** - holds 24 laptops 1200L x 1100H x 500D

**30 Slot** - holds 24 laptops 1200L x 1180H x 500D

**Add power boards**

Includes surge protection  
12, 15 & 24 Slot Unit  
30 Slot Unit

Slot size for all units  
395W x 395D x 50H

## Teacher Work Podiums



### A Drawer and Cupboard Podium

600W x 600D x 1000mm high  
4 outlet power box with surge protector  
Pull out shelf on heavy duty runners  
1 heavy duty lockable drawer  
1 lockable cupboard with 1 adjustable shelf

### B Three Drawer Podium

600W x 600D x 1000mm high  
4 outlet power box with surge protector  
Pull out shelf on heavy duty runners  
3 heavy duty lockable drawers

**Made especially for teachers**



75mm heavy duty locking castors for easy movement around the classroom



Shaped curved top with 120mm high upstand and decorative front panel

# EN One Chair

All you need in a chair.

Exclusive to Educated Furniture

The child friendly design offers fantastic ergonomics, providing all day comfort and flexibility.

It's easy to stack and can fit an incredible 21 high within a 2 meter space. The intelligent one piece form makes it simple to clean and is suitable for both indoor and outdoor use.



- EN ONE3 Yrs 1 - 2
- EN ONE4 Yrs 3 - 4
- EN ONE5 Yrs 5 - 6
- EN ONE6 Yrs 7 - 13

Contact us for a quote!

E sales@educatedfurniture.co.nz

P 0508 645 397



Find out more

Easy to clean and no parts to repair



Exceptional ergonomics



Lightweight, durable and stackable



# Chairs and Stools

## Envy Chair

Polypropylene Seat  
Quality chrome plated tubular frame  
Free trolley with every 40 Envy ordered

Stackable and linkable



### Optional Extras

Additional trolleys can be purchased as required

## MLE Stools

Heights available:  
400mm, 450mm, 550mm, 660mm  
19mm square steel frame  
45mm foam seat



Seats can also be upholstered in hard wearing fibreguard fabric



## Rainbow Chairs

Polypropylene seat  
Stackable (without arms)  
Heavy duty frame with a grey hammertone powder coat finish

Year 0-2 310 High  
Year 3-4 360 High



These little chairs are great for pre-school and primary school aged children and co-ordinate perfectly with our EC and SC colours

### Optional Extras:

Add arms  
Add adjustable legs  
Add adjustable legs and arms

## Titan Chairs

Made from virgin polypropylene  
160kg weight rating (size 6 chair)  
Stacked up to 12 high

Size 2 - 310h Preschool

Size 3 - 350h Year 1-2

Size 4 - 380h Year 3-4

Size 5 - 430h Year 5-6

Size 6 - 460h Year 7-13

5 sizes available  
310mm - 460mmH

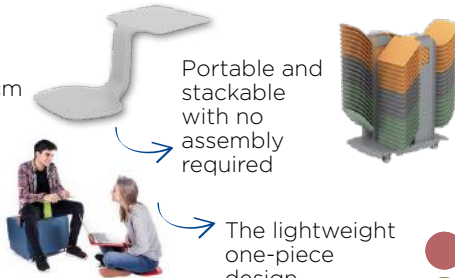


Lightweight and stackable



## ZTool

66cm x 57cm x 40cm  
Weight: 1.7 kg  
Versatile work surface for writing or using laptops on the ground, in a chair or outdoors




Portable and stackable with no assembly required

The lightweight one-piece design



### Optional Extras:

Ztool trolleys



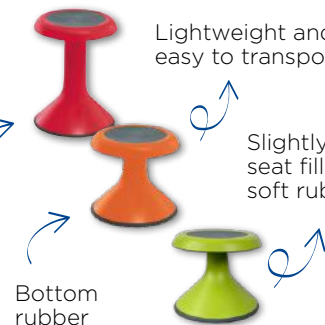
## Move n Rock Stools

Top 320mm D  
Base 330mm D  
Allows rocking and tilting motion in all directions

Lightweight and easy to transport

Slightly recessed seat filled with soft rubber

Polypropylene shell



Size 2 (310H)

Bottom rubber padding



## Fritter Floor Cushions

Size - 500mm D x 80mm thick  
Heavy duty foam  
Vinyl covering  
12 month warranty



### Optional Extras:

Fritter trolleys:  
Single trolley (holds 10)  
Double trolley (holds 20)  
Triple trolley (holds 30)



## Teardrop Bean Bags

Premium canvas  
12 month warranty



Come pre-filled with liners inside

Black piping and air vents in base



**NEW**  
product

# Peekaboo Stool

## Award winning design.

The Peekaboo student stool is strong and stable, perfect for any learning space and suitable for both indoor and outdoor use.

Made from durable plastic, it is lightweight and stackable for easy storage. The award-winning design prevents the 'vacuum effect' when stacked together, and unstacks as easily as it stacks.

Overall: 400w x 410d x 467h  
Back: 50h  
Seat: 340w x 300d

(min 4 stools per order)

**Lightweight, durable and stackable up to 14 high for easy storage**

**Soft peel shaped top acts as a backrest and carry handle**

**100% recyclable**

**Easy to clean and no parts to repair**



Find out more





## Buro Luna

640w x 640d x 1075h  
Back: 430w x 550h  
Seat: 500w x 480d

Breathable mesh back and high density polyurethane seat foam for durability and comfort



Synchronised seat and back tilt with tension adjustment

### Optional Extras:

Soft PU castors  
Height adjustable arms:  
Polished aluminium base  
Chrome gas lift  
Headrest


Large nylon base with 65mm castors



## Buro Mentor

635w x 640d x 1020h  
Back: 485w x 575h  
Seat: 515w x 480d

Synchronised seat and backrest angle with 4 position locking adjustment



Polyurethane moulded foam seat

### Optional Extras:

Height and width adjustable arms  
3 lever with seat slide  
Customer specified fabric (seat only)

Black nylon of polished aluminium base



## Buro Roma Mid Back Chair

630w x 600d x 1120h  
Back: 430w x 445h  
Seat: 460-590h  
130 x 48mm gas lift

2 Lever



3 Lever



Adjustable seat and back rest angle

Adjustable seat and back rest angle

Polyurethane moulded foam & D1 nylon base with 60mm twin wheel castors

Great teacher's chair



### Optional Extras:

Height and width adjustable arms  
3 lever with seat slide  
Customer specified fabric (seat only)



NEW product

## Buro Dakota II

660w x 730d x 1150h  
Seat: 470-535h  
A stylish heavy duty executive chair for any boardroom or office

Synchronised adjustable seat and back rest angle.



Adjustable seat tilt and back rest angle

## Buro Roma High Back Chair

Overall: 630w x 600d x 1180h  
Back: 430w x 445h  
Seat: 465-595h  
130 x 48mm gas lift

2 Lever



3 Lever



Adjustable seat and back rest angle

Ratchet height adjustment back/lumbar

Polyurethane moulded foam and D1 nylon base with 60mm twin wheel castors

Great teacher's chair



### Optional Extras:

Seat slide mechanism  
Height and width adjustable arms  
Polished aluminium base  
Customer specified fabric



Contact us for a quote!

E sales@educatedfurniture.co.nz

P 0508 645 397

# Summit Chair

## The multi-functional chair.

Complete with heavy duty steel frame, moulded seat and flexible back, the Summit Chair is a long lasting and great value multi-functional school chair.

Also available as a gas lift and an architectural gas lift.

### A colour to suit any environment



### A size to fit every age group

Sizes	Heights	Seat size
Year 1-2	310mm	Small
Year 3-4	360mm	Medium
Year 5-6	400mm	Medium
Year 7-13	450mm	Large

Yrs 1 - 2 Chair

Yrs 3 - 4 Chair

Yrs 5 - 6 Chair

Yrs 7 - 13 Chair



### Gas Lift

Medium Shell Size  
430 - 550mm H

Large Shell Size  
430 - 550mm H

Find out  
more



### Architectural Gas Lift

Medium Shell Size  
600 - 850mm H

Large Shell Size  
600 - 850mm H

Find out  
more





NEW product

## Buro Polo Stool

580w x 580d x 615h  
Seat: 615-860h  
Height-adjustable drafting stool that promotes 'active sitting'

Rock side to side and swivel while sitting

Easy to sit on and get up off encouraging ongoing movement and postural change



Adjustable seat height with an adjustable architectural foot ring

Comes with the option to have glides or castors




## Pepper Stool

Elevated seating made simple.

With a contoured polypropylene seat, solid steel frame and plenty of colours to choose from, the Pepper Stool is sure to be a great addition to your classroom.

With three height options to choose from the Pepper Stool also caters to students from Year 1 through to Year 13.



25mm round solid-welded steel frame

Easy clean polypropylene seat

Stacks four stools high



Find out more




# Storage and Display Solutions



## Storage Seat

Seating and cubebox/ tote tray storage in one

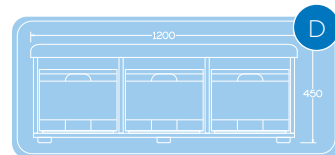
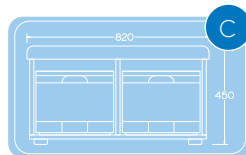
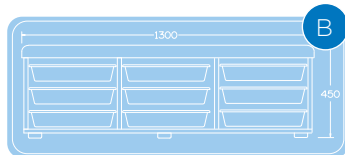
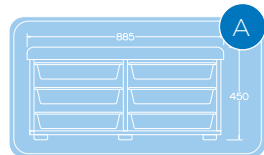
Available in four standard sizes but can also be made to measure



Glides on base so it slide easily around the room

- A - 885L x 400D x 450H with 6 Small Tote Trays
- B - 1300L x 400D x 450H with 9 Small Tote Trays
- C - 820L x 400D x 450H with 2 Cube Crates
- D - 1200L x 400D x 450H with 3 Cube Crates

Available in all our melteca colours with a 50mm foam seat covered in Pacifica Vinyl (or your choice of fabric)



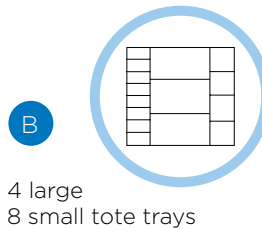
## Multi Storage Unit



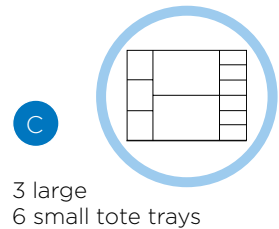
Industrial rubber wheeled castors

Shelves for storage of games/puzzles and great for maths, reading, art equipment etc

- A - 1200L x 1100H x 400D (20 small or 10 large tote trays)
- B - 1200L x 900H x 400D (4 large & 8 small tote trays)
- C - 1200L x 700H x 400D (3 large & 6 small tote trays)



4 large  
8 small tote trays



3 large  
6 small tote trays

### Tote Trays

Small 400 x 270 x 75 - \$7  
Large 400 x 270 x 150 - \$9  
Grey | Red | Blue | Clear



### Cube Crates

Stand alone or stack  
360L x 360W x 280H - \$15  
Clear | Blue | Grey



## Jumbo Multi Storage Unit

1780L x 1100H x 400D



Shelves for storage of games/puzzles and great for maths, reading, art equipment etc



Industrial rubber wheeled castors for portability

Holds 20 small and 10 large trays

## Tote Tray & Cube Box Unit

1650L x 1100H x 400D



Storage galore - shelves for storage of games/puzzles and great for maths, reading, art equipment etc



Industrial rubber wheeled castors for portability

Holds 3 large and 6 small tote trays as well as 4 cube boxes

## Teacher's Storage Cupboard



Keeps items concealed and the classroom tidy

Plinth base

Locks can be added for secure storage

Available in two sizes  
 A 1200L x 1200H x 400D - Adjustable shelves  
 B 1200L x 1800H x 400D - 1 fixed & 2 adjustable shelves



## Cube Box Storage

1600L x 1200H x 400D  
 Comes with or without the cube boxes



Holds 12 cube boxes

Great in storage areas & resource rooms

Also available in 9 cube box size 1200L x 1200H x 400D



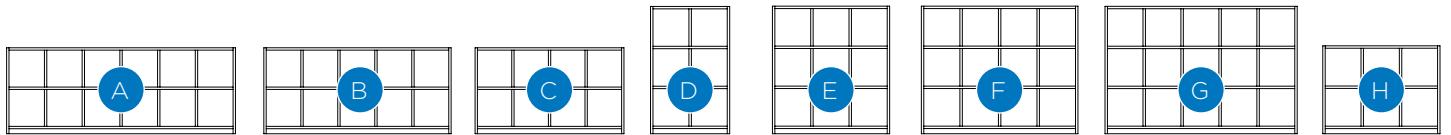
## Cubby Hole Units

All 300mm deep  
 Average cubby measurement 275W x 280H x 290D  
 Plinth base



Can be made to measure

- A - 1800L x 680H x 300D (12 Holes)
- B - 1500L x 680H x 300D (10 Holes)
- C - 1200L x 680H x 300D (8 Holes)
- D - 600L x 980H x 300D (6 Holes)
- E - 900L x 980H x 300D (9 Holes)
- F - 1200L x 980H x 300D (12 Holes)
- G - 1500L x 980H x 300D (15 Holes)
- H - 900L x 680H x 300D (6 Holes)

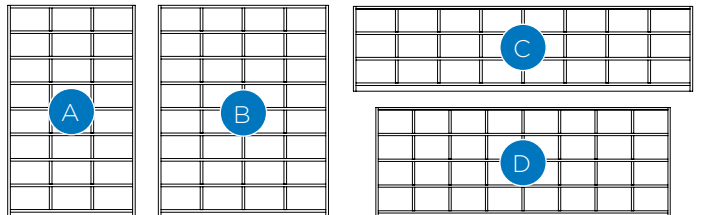


## Shoe Cubby Hole Units

All 300mm deep  
 Average cubby measurement 275W x 160H x 290D  
 Plinth base




- A - 900L x 1500H x 300D (24 Holes)
- B - 1200L x 1500H x 300D (32 Holes)
- C - 2400L x 600H x 300D (24 Holes)
- D - 2400L x 800H x 300D (32 Holes)



## Bag Cubby Hole Units

Average cubby measurement 370W x 370H x 400D  
 Industrial rubber wheeled castors



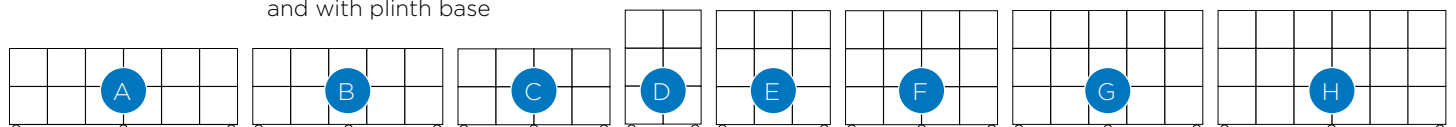
Option for White Ply construction for exterior use (suitable for covered deck or verandahs)

Will fit cube crates if required

Can be made to measure and with plinth base



- A - 2400L x 870H x 400D (12 Holes)
- B - 2000L x 870H x 400D (10 Holes)
- C - 1600L x 870H x 400D (8 Holes)
- D - 800L x 1270H x 400D (6 Holes)
- E - 1200L x 1270H x 400D (9 Holes)
- F - 1600L x 1270H x 400D (12 Holes)
- G - 2000L x 1270H x 400D (15 Holes)
- H - 2400L x 1270H x 400D (18 Holes)



# Whiteboard Cabinets

Optimise your storage and make learning visible.



Choose from a wide a array of cabinet bases that include cupboards, drawers, cube crates and tote trays to enhance your unit. All upper levels have adjustable shelving, hiding behind the sliding whiteboards. Pick the sizes you require to make up the overall measurement, keeping this between 1600mm and 4800mm.

Find out more

All units are 2000 high x 400 or 600 deep with the interior shelf depth in the top section 290mm. Some of the width sizes may vary depending on your combinations.

## EXTRAS

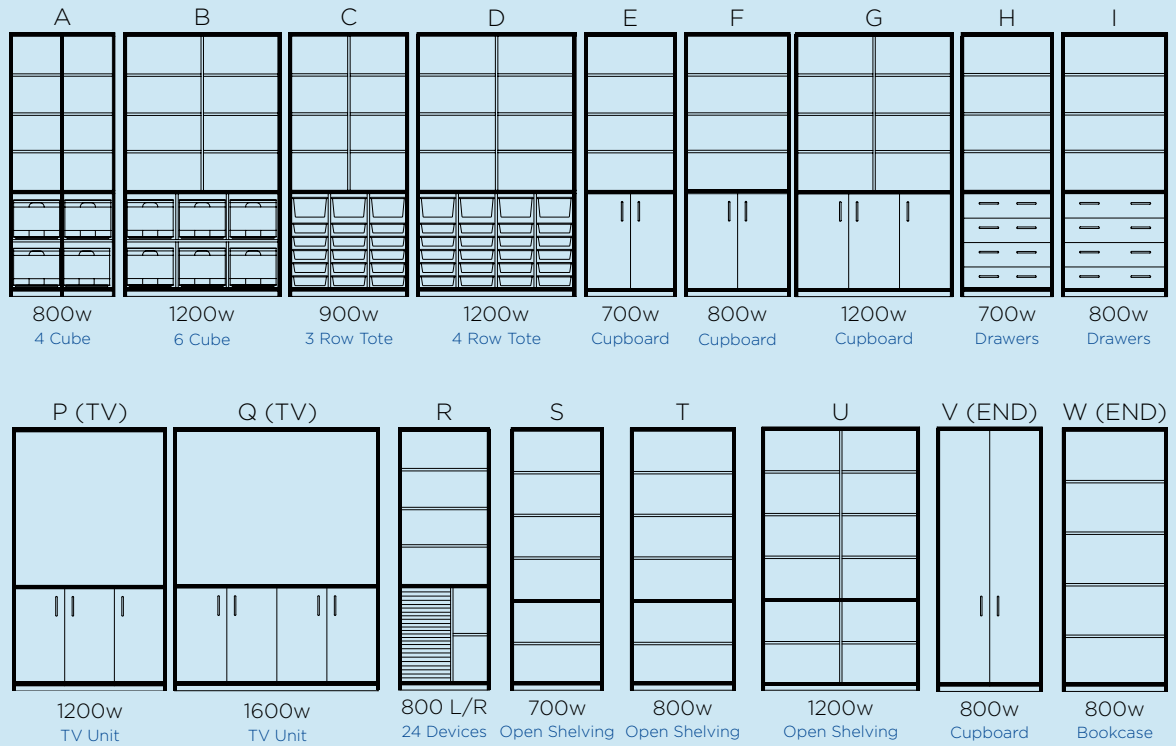
Locks on doors  
\$45 each

Locks on drawers  
\$60

Locks on whiteboards  
\$100

Tote Trays -  
Small \$7  
Large \$9

Cube Crates  
\$15 each



### Porcelain Whiteboard Standard Sizes

- 1800L x 400d x 2000h - with 2 900 x 1200 boards
- 2400L x 400d x 2000h - with 2 1200 x 1200 boards
- 3000L x 400d x 2000h - with 2 1200 x 1500 boards
- 3600L x 400d x 2000h - with 2 1800 x 1200 boards
- 4800L x 400d x 2000h - with 2 2400 x 1200 boards

### Example Whiteboard Package

- 2400 Whiteboards
- 1 x Unit E
- 1 x Unit C
- 1 x Unit A
- + Tote Trays & Cube Bins





## Custom Built-in Cabinetry

In addition to our extensive range of furniture, we also manufacture and install custom cabinetry.

Our factory has the capability to produce built-in cabinetry to any specification and for any environment, including kitchens, bathrooms, wet areas, changing rooms, storage spaces and resource rooms.

All our cabinetry comes with quality soft close Hettich drawer and hinge systems and can be made in any colour/finish required.

Our account managers can help you every step of the way, from assisting with design and layout, to overseeing installation.

Contact us today to turn your vision into a reality.

### Case Study

## Kotata Early Childhood Centre

In early 2023 EF completed a large scale custom cabinetry fit out at a brand new ECE in central Whangarei.

We liaised closely with both the architect, who had designed the centre and the head contractor to ensure the best solution was provided to the client.

Ultimately the fit-out included the manufacture, supply and installation of the following units:

- Custom made reception desk with integrated drawers and hutch. This was made to measure, built around walls and pillars and included cable ducting for data and power to be fitted tidily within the desk.
- Staffroom lockers - all doors individually locked and numbered.
- Staffroom kitchen - made to customer specifications with fridge surround and Formica benchtops with covered upstands.
- Main kitchen - commercial grade kitchen units to suit commercial appliances complete with full custom stainless steel bench tops
- Multiple changing rooms - these included change table bench units with Formica tops and integrated pull out steps, with cupboards and overhead storage for nappies and changing aides.
- Art bench units with overhead storage - split level for adult / toddler use with Formica bench tops and covered upstands.
- Multiple kitchenettes made to customer specifications with fridge surround and Formica benchtops with covered upstands
- Laundry - full built in laundry cabinets with wrap around overhead storage.



## Our Head Office Staff



**Oren Ellery**  
Managing Director  
P 09 430 8000  
P 0508 645 397 (toll free)  
E oren@educatedfurniture.co.nz



**Michael McCartain**  
Factory Manager  
P 09 430 8000  
P 0508 645 397 (toll free)  
E michael@educatedfurniture.co.nz



**Kirsty Hamilton**  
Office Administrator & Sales Support  
P 09 430 8000  
P 0508 645 397 (toll free)  
E sales@educatedfurniture.co.nz

## Our Account Managers



**Graham Lyons**  
Account Manager  
P 021 537 760  
E graham@educatedfurniture.co.nz

Graham has worked for Educated Furniture for over 8 years, servicing the Auckland and Northland region and has over a decade of experience working in the education sector.

He is not only hugely knowledgeable about our product range but is also very experienced at providing advice on designs, layouts and colour schemes that will fit best in the space he is working with. Graham takes the time to ensure he understands each customer's vision and philosophy and tailors the solutions he offers to support them.

He can work with any environment and budget and has undertaken a wide range of large scale fit-outs for his customers, many of which have included months of consultation and planning.

His dedication and support for his customers extends beyond order placement, with Graham frequently involved in the co-ordination, installation and placement of the new furniture on delivery day as well as providing ongoing maintenance and repairs if required.

He has many long standing relationships with his customers who find him responsive, efficient and helpful. Graham currently resides on Auckland's north shore and is responsible to all our customers in the Auckland and Whangarei regions.



**Carlin Secker**  
Account Manager  
M 022 398 9067  
E carlin@educatedfurniture.co.nz

Carlin has worked for Educated Furniture for over 4 years and has had a variety of roles during his time with us. Initially starting out as the Dispatch Co-ordinator in the factory, Carlin became well acquainted with our product range and the many variations we have to offer.

In early 2022 his position evolved to make use of his HT license and he took on the dual role of EF truck driver and Account Manager. Carlin splits his time between making deliveries/assisting with installations and supporting our schools in the Far North and Central North Island regions.

He has a great customer service focus and a comprehensive knowledge of our products. His exposure to the many facets of the business serve him well in his role as an Account Manager because he understands the importance of providing an end to end service to our customers. Carlin resides in Whangarei and when not on the road or in the office he assists the dispatch team to assemble furniture and load the truck.



**Jono Mills**  
Lower North Island Account Manager  
M 021 537 740  
E jono@educatedfurniture.co.nz

Jono has worked for Educated Furniture for approximately 5 years, initially starting out as our Northland and Far North Account Manager. After moving to Fielding a few years ago he took on the role of Lower North Island Account Manager and since then has been progressively growing his customer base.

Jono is qualified as a furniture and marine upholsterer which has served him well in his current role, especially when assisting with designs, layouts and colour schemes in a range of spaces. His former role at Canon NZ also had him working closely with schools so he brings many years of experience in the education sector. Jono has had the privilege of working with many amazing customers in his region and enjoys the diversity of the schools, from rural to main centres. One of his biggest strengths is taking the time to understand each school's unique and individual needs.

He is well-known for going the extra mile, often spending many months planning, consulting and designing before an order is placed. Nothing is too much trouble for Jono and his customers frequently comment on his responsiveness, attention to detail and willingness to help with anything. He can be contacted anytime to talk through plans or ideas, or for some guidance and options with furniture at your school.



**Lisa Corkindale**  
South Island Account Manager  
M 022 398 9067  
E lisa@educatedfurniture.co.nz

Lisa has been with Educated Furniture for 3 years and has been working in the education sector for over 11 years. Residing in Christchurch, Lisa brings a wealth of experience and knowledge in relationship management, account management and customer service focus to her role with EF.


With a geographically large and diverse region of schools in her territory, Lisa has experience fitting out everything from small rural schools right through to large city schools.

Having worked in the education sector for more than a decade, Lisa understands that every school has its own philosophy and unique set of needs. This not only influences the products she offers but also the way in which she designs the environments she is working with. Customers have been impressed with the range of options she offers to fit their vision and budget and her commitment to ensuring her customers are happy with the order specifications, delivery and installation.

## Colour Swatches

Please note that colours pictured are as close to specification as the printing process will allow. Prices listed in this flyer are only for the above colours or colours specifically listed beside a product. For additional fabric/colour options please refer to our website.


### Educated Colour Range



### Standard Colour Range



### Pacifica Vinyl Range



Note: We have many other fabrics available. Scan the QR code to view or download our latest swatch library or go to our website.

