


2026 HOT JOBS

YOUR *GUIDE* TO JOBS, PATHWAYS,
AND TALENT IN THE BORDERPLEX

Inside the 2026 Hot Jobs You'll Discover:

 **What Makes These Jobs So Hot:**
Wages, Growth, and Opportunity

 **Where You Fit In:** Pathways for
Students, Jobseekers and Employers

 **Your First Look** at AI-Enhanced
Careers in the Borderplex region.



WORKFORCE
SOLUTIONS BORDERPLEX

A proud partner of the [americanjobcenter](#) network

Why **HOT** JOBS matter?

Every year, Workforce Solutions Borderplex identifies the jobs that are in high demand and will shape the future of our region. These **Hot Jobs** aren't just numbers on a list; they represent **opportunity, security, and growth** for thousands across the counties that we serve: Brewster, Culberson, El Paso, Hudspeth, Jeff Davis and Presidio.

3 KEY CRITERIA THAT MAKES THEM **HOT**

1. Pay a **living wage of \$17.97** or higher
2. Offer **20 or more annual openings** in our region
3. Show **10% or more growth** over the next 10 years

SO, WHAT DOES THIS MEAN FOR YOU?

For Students,



Hot Jobs are career pathways where training pays off. Many connect directly to regional training programs, apprenticeships or certifications that can be completed in two years or less. Workforce can offer help fund your education through programs.

For Jobseekers,




These careers offer real growth, good wages, and long-term stability. Whether you're changing industries, re-entering the workforce or looking for better pay, Hot Jobs point you toward opportunities worth pursuing.

For Employers,



These roles are critical to our region's economy. Filling them strengthens businesses, ensures long-term competitiveness and builds a workforce ready for tomorrow's challenges including adapting to new technologies like AI.



How AI is Shaping Tomorrow's Jobs

Artificial Intelligence is transforming industries everywhere, especially right here in the Borderplex. While some jobs are changing or cooling down because of automation, others are growing even faster thanks to AI. Artificial Intelligence is reshaping work but it's also creating new possibilities for the people who are ready.

AI-Enhanced Careers ✨

Artificial Intelligence is boosting productivity across several Borderplex industries, creating new, high-skill opportunities rather than replacing workers.

Jobs Cooling Due to Automation ❄️

Some occupations are seeing slower growth as repetitive or data-entry-heavy tasks are automated.



Hottest Jobs are in top wage quartiles & entry wages are at or above the WSB **living Wage (\$17.97)**



AI-Enhanced Careers are occupations likely to experience AI enhancement



Cooling Jobs are occupations that have a projection of diminishing growth over the next ten years.



WSB 2026 HOT JOBS



BUSINESS AND FINANCIAL OPERATIONS

PROJECTED EMPLOYMENT
PERCENT CHANGE
WITHIN 10 YEARS

TOTAL ANNUAL JOB
OPENINGS

ENTRY WAGE

EXPERIENCED
WAGE



General and Operations Managers ✨

13

935

\$19.06

\$59.60



Project Management Specialists ✨

13

129

\$22.87

\$45.57



Management Analysts ✨

17

51

\$23.16

\$49.16



Training and Development Specialists ✨

18

102

\$16.43

\$31.76



Accountants and Auditors ✨

10

181

\$23.06

\$42.18



Financial and Investment Analyst ✨

21

24

\$23.89

\$44.48



Data Scientists ✨

52

25

\$24.25

\$53.37

WSB 2026 HOT JOBS



CONSTRUCTION

PROJECTED EMPLOYMENT
PERCENT CHANGE
WITHIN 10 YEARS

TOTAL ANNUAL JOB
OPENINGS

ENTRY WAGE

EXPERIENCED
WAGE

Civil Engineers ✨

23

65

\$26.67

\$47.32

Architectural and Civil Drafters ✨

19

39

\$16.42

\$30.31

Civil Engineering Technologists and Technicians ✨

13

32

\$19.13

\$28.33

Operating and Other Construction Equipment Operators ✨

12

97

\$17.13

\$24.86

Electricians

14

148

\$16.52

\$27.63

Plumbers, Pipefitters, and Steamfitters

9

81

\$16.69

\$30.12

Security and Fire Alarm Systems Installers ✨

14

57

\$19.26

\$28.46

WSB 2026 HOT JOBS



CONSTRUCTION

PROJECTED EMPLOYMENT
PERCENT CHANGE
WITHIN 10 YEARS

TOTAL ANNUAL JOB
OPENINGS

ENTRY WAGE

EXPERIENCED
WAGE

Heating, Air Conditioning, and Refrigeration
Mechanics and Installers



12

75

\$16.40

\$27.79

Telecommunications Equipment Installers and
Repairers, Except Line Installers



20

46

\$17.32

\$31.15

Maintenance Workers, Machinery



9

19

\$16.66

\$27.50

Electrical Power-Line Installers and Repairers



15

23

\$23.61

\$44.56

Telecommunications Line Installers and Repairers



21

28











\$21.35

\$40.64

WSB 2026 HOT JOBS





EDUCATION

		PROJECTED EMPLOYMENT PERCENT CHANGE WITHIN 10 YEARS	TOTAL ANNUAL JOB OPENINGS	ENTRY WAGE	EXPERIENCED WAGE
 Career/Technical Education Teachers, Postsecondary 		13	214	\$23.75	\$55.92
 Elementary School Teachers, Except Special Education 		1	283	\$23.72	\$31.08
 Middle School Teachers, Except Special and Career/Technical Education 		-3	15	\$27.60	\$32.16
 Secondary School Teachers, Except Special and Career/Technical Education 		1	214	\$25.08	\$31.32
 Special Education Teachers 		-3	17	\$27.88	\$36.20



HUMAN RESOURCES

		PROJECTED EMPLOYMENT PERCENT CHANGE WITHIN 10 YEARS	TOTAL ANNUAL JOB OPENINGS	ENTRY WAGE	EXPERIENCED WAGE
 Human Resources Specialists 		12	150	\$18.23	\$34.20

WSB 2026 HOT JOBS



INFORMATION TECHNOLOGY

PROJECTED EMPLOYMENT
PERCENT CHANGE
WITHIN 10 YEARS

TOTAL ANNUAL JOB
OPENINGS

ENTRY WAGE

EXPERIENCED
WAGE

Computer Systems Analysts ✨

15

32

\$29.18

\$52.75

Information Security Analysts ✨

35

19

\$33.86

\$64.29

Computer Network Support Specialists ✨

15

16

\$20.62

\$35.35

Software Developers and Software Quality Assurance Analysts and Testers ✨

29

98

\$32.78

\$57.88

WSB 2026 HOT JOBS



MANUFACTURING

PROJECTED EMPLOYMENT
PERCENT CHANGE
WITHIN 10 YEARS

TOTAL ANNUAL JOB
OPENINGS

ENTRY WAGE

EXPERIENCED
WAGE

Electrical Engineers



22

28

\$30.19

\$59.92

Industrial Engineers / Mechanical Engineers



18

39

\$27.93

\$53.35

Occupational Health and Safety Specialists



25

48

\$18.47

\$39.20

Industrial Machinery Mechanics



13

51

\$19.51

\$30.00

Mobile Heavy Equipment Mechanics, Except Engines



14

66

\$18.00

\$30.34

Medical Equipment Repairers



31

25

\$16.42

\$27.05

Computer Numerically Controlled
(CNC) Tool Operators



N/A

11

\$13.96

\$22.19

WSB 2026 HOT JOBS



MEDICAL AND HEALTH

PROJECTED EMPLOYMENT
PERCENT CHANGE
WITHIN 10 YEARS

TOTAL ANNUAL JOB
OPENINGS

ENTRY WAGE

EXPERIENCED
WAGE



Substance Abuse, Behavioral Disorder,
and Mental Health Counselors



28

69

\$20.83

\$36.16

Child, Family, and School Social Workers



16

50

\$17.65

\$27.26

Community Health Workers



11

45

\$16.78

\$22.17



Respiratory Therapists



14

20

\$28.24

\$37.94



Registered Nurses



7

393

\$31.62

\$47.28



Dental Hygienists



22

30

\$35.05

\$42.32



Radiologic Technologists and Technicians



15

67

\$24.73

\$36.83

WSB 2026 HOT JOBS



MEDICAL AND HEALTH

PROJECTED EMPLOYMENT
PERCENT CHANGE
WITHIN 10 YEARS

TOTAL ANNUAL JOB
OPENINGS

ENTRY WAGE

EXPERIENCED
WAGE



Paramedics (no EMTs)

16

17

\$18.51

\$27.67



Surgical Technologists ✨

9

18

\$20.25

\$32.29



Licensed Practical and Licensed Vocational Nurses ✨

8

157

\$22.62

\$29.36



Occupational Therapy Assistants ✨

22

19

\$24.54

\$35.98



Physical Therapist Assistants ✨

24

43

\$21.51

\$36.17

WSB 2026 HOT JOBS



TRANSPORTATION AND LOGISTICS

PROJECTED EMPLOYMENT
PERCENT CHANGE
WITHIN 10 YEARS

TOTAL ANNUAL JOB
OPENINGS

ENTRY WAGE

EXPERIENCED
WAGE



Logisticians



30

48

\$20.73

\$39.55

Aircraft Mechanics and Service Technicians



26

22

\$17.73

\$33.88

Bus and Truck Mechanics and Diesel Engine Specialists



13

100

\$17.62

\$26.80



Commercial Pilots



41

23

\$27.03

\$76.54



OTHER

PROJECTED EMPLOYMENT
PERCENT CHANGE
WITHIN 10 YEARS

TOTAL ANNUAL JOB
OPENINGS

ENTRY WAGE

EXPERIENCED
WAGE

Paralegals and Legal Assistants



9

95

\$16.45

\$28.93



Hottest Occupations are in top wage quartiles & entry wages are at or above the WSB living Wage (\$17.97)



Occupations likely to experience AI enhancement

Aerospace & Defense in the **Borderplex**

Aerospace and Defense is soaring in the Borderplex. With strong support from our community, educational institutions, and new employers, this industry is fueling regional progress through innovation and technology.

Why now: The Borderplex is becoming a hub for advanced manufacturing, defense technology, and aerospace development — opening new doors for local talent. That's why we're proud to feature Aerospace & Defense in the Hot Jobs Guide for the first time, a sign of where our workforce is headed.

	PROJECTED EMPLOYMENT PERCENT CHANGE WITHIN 10 YEARS	TOTAL ANNUAL JOB OPENINGS	ENTRY WAGE	EXPERIENCED WAGE
Directly Involved (Core Roles)				
Aircraft Mechanics and Service Technicians	26	22	\$17.73	\$33.88
Architectural and Civil Drafters	19	39	\$16.42	\$30.31
Bus and Truck Mechanics and Diesel Engine Specialists	13	100	\$17.62	\$26.80
Civil Engineers	23	65	\$26.67	\$47.32
Civil Engineering Technologists and Technicians	13	32	\$19.13	\$28.33
Computer Network Support Specialists	15	16	\$20.62	\$35.35

Aerospace & Defense in the **Borderplex**

	PROJECTED EMPLOYMENT PERCENT CHANGE WITHIN 10 YEARS	TOTAL ANNUAL JOB OPENINGS	ENTRY WAGE	EXPERIENCED WAGE
Computer Numerically Controlled (CNC) Tool Operators	N/A	11	\$13.96	\$22.19
Computer Systems Analysts	15	32	\$29.18	\$52.75
Electrical Engineers	22	28	\$30.19	\$59.92
Electricians	14	148	\$16.52	\$27.63
Heating, Air Conditioning, and Refrigeration Mechanics and Installers	12	75	\$16.40	\$27.79
Industrial Engineers / Mechanical Engineers	18	39	\$27.93	\$53.35
Industrial Machinery Mechanics	13	51	\$19.51	\$30.00

Aerospace & Defense in the **Borderplex**

PROJECTED EMPLOYMENT
PERCENT CHANGE
WITHIN 10 YEARS

TOTAL ANNUAL JOB
OPENINGS

ENTRY WAGE

EXPERIENCED
WAGE

Information Security Analysts

35

19

\$33.86

\$64.29

Logisticians

30

48

\$20.73

\$39.55

Maintenance Workers, Machinery

9

19

\$16.66

\$27.50

Mobile Heavy Equipment Mechanics, Except Engines

14

66

\$18.00

\$30.34

Occupational Health and Safety Specialists

25

48

\$18.47

\$39.20

Software Developers and Software Quality Assurance
Analysts and Testers

29

98

\$32.78

\$57.88

Aerospace & Defense in the **Borderplex**

	PROJECTED EMPLOYMENT PERCENT CHANGE WITHIN 10 YEARS	TOTAL ANNUAL JOB OPENINGS	ENTRY WAGE	EXPERIENCED WAGE
Indirectly Involved (Support/Operations Roles)				
Accountants and Auditors	10	181	\$23.06	\$42.18
Career/Technical Education Teachers, Postsecondary	13	214	\$23.75	\$55.92
Data Scientists	52	25	\$24.25	\$53.37
Electrical Power-Line Installers and Repairers	15	23	\$23.61	\$44.56
Financial and Investment Analyst	21	24	\$23.89	\$44.48
General and Operations Managers	13	935	\$19.06	\$59.60

Aerospace & Defense in the **Borderplex**

PROJECTED EMPLOYMENT
PERCENT CHANGE
WITHIN 10 YEARS

TOTAL ANNUAL JOB
OPENINGS

ENTRY WAGE

EXPERIENCED
WAGE

Human Resources Specialists

12

150

\$18.23

\$34.20

Management Analysts

17

51

\$23.16

\$49.16

Project Management Specialists

13

129

\$22.87

\$45.57

Security and Fire Alarm Systems Installers

14

57

\$19.26

\$28.46

Telecommunications Equipment Installers
and Repairers, Except Line Installers

20

46

\$17.32

\$31.15

Telecommunications Line Installers and Repairers

21

28

\$21.35

\$40.64

Training and Development Specialists

18

102

\$16.43

\$31.76

WSB 2026 COOLING JOBS



OCCUPATIONAL TITLE	PERCENT CHANGE 2022-2032	HOURLY ENTRY WAGE	AI DISRUPTION	RATIONALE
 Advertising and Promotions Managers	0.0	\$30.36	High	AI assists with targeting and campaign optimization, but strategy and creativity still need humans.
 Farmworkers and Laborers, Crop, Nursery, and Greenhouse	-0.4	\$12.42	High	Robotics and AI are increasingly used in harvesting and precision agriculture.
 Human Resources Assistants, Except Payroll and Timekeeping	-0.9	\$13.35	High	Scheduling, onboarding, and candidate screening can be automated.
 Cooks, Fast Food	-1.0	\$9.17	High	Food assembly and cooking are increasingly automated in chain settings.
 Printing Press Operators	-1.2	\$13.39	High	Digital printing and automation reduce need for manual press operation.
 Office Clerks, General	-2.4	\$11.40	High	Many clerical duties (filing, data entry, scheduling) are easily automated.
 Tellers	-2.5	\$14.05	High	Online banking and ATMs continue to replace teller roles.

WSB 2026 COOLING JOBS



OCCUPATIONAL TITLE	PERCENT CHANGE 2022-2032	HOURLY ENTRY WAGE	AI DISRUPTION	RATIONALE
 Procurement Clerks	-3.0	\$15.57	High	Procurement processes can be automated through ERP and AI systems.
 Molding, Coremaking, and Casting Machine Setters, Operators, and Tenders, Metal and Plastic	-3.5	\$13.76	High	Routine industrial roles are prime targets for robotics and AI.
 Food Cooking Machine Operators and Tenders	-3.8	\$10.51	High	Automated cooking systems are being deployed in manufacturing and fast food.
 Cutting and Slicing Machine Setters, Operators, and Tenders	-3.9	\$15.08	High	Highly automatable due to repetitive, precision-driven tasks.
 Extruding and Drawing Machine Setters, Operators, and Tenders, Metal and Plastic	-4.2	\$14.52	High	Easily replaced by industrial automation systems.
 Library Assistants, Clerical	-5.6	\$9.37	High	Cataloging and information retrieval can be done by AI systems.
 Pressers, Textile, Garment, and Related Materials	-5.7	\$8.79	High	Repetitive and easily automatable roles in textile manufacturing.

WSB 2026 COOLING JOBS



OCCUPATIONAL TITLE	PERCENT CHANGE 2022-2032	HOURLY ENTRY WAGE	AI DISRUPTION	RATIONALE
 Power Plant Operators	-7.7	\$29.13	High	AI can manage processes, but human oversight is critical for reliability and safety.
 Woodworking Machine Setters, Operators, and Tenders, Except Sawing	-8.5	\$11.63	High	Standardized machine tasks are automatable, though customization remains human-led.
 Helpers--Production Workers	-9.7	\$12.21	High	Routine support tasks in factories are commonly automated.
 File Clerks	-10.1	\$12.19	High	Document management systems and cloud storage replace manual filing.
 Order Clerks	-11.3	\$12.26	High	Online ordering systems and AI chatbots are replacing this role.
 Payroll and Timekeeping Clerks	-11.5	\$15.99	High	Payroll systems and HR automation have reduced manual entry.
 Floral Designers	-13.0	\$11.06	High	AI design is possible but customer personalization keeps some demand.

WSB 2026 COOLING JOBS



OCCUPATIONAL TITLE	PERCENT CHANGE 2022-2032	HOURLY ENTRY WAGE	AI DISRUPTION	RATIONALE
 Data Entry Keyers	-16.7	\$11.25	High	One of the most automatable tasks using OCR and AI.
 News Analysts, Reporters, and Journalists	-17.3	\$17.64	High	AI can write basic reports, but deep analysis and investigative journalism still require humans.
 Legal Secretaries and Administrative Assistants	-19.5	\$17.88	High	Document review, filing, and scheduling increasingly automated.
 Shoe and Leather Workers and Repairers	-24.4	\$7.93	High	Manual, skilled labor with limited automation penetration.
 Advertising Sales Agents	-24.5	\$13.04	High	Programmatic advertising and AI-driven targeting reduce need for sales intermediaries.
 Art Directors	0.0	\$24.96	Medium	Creative vision is difficult to fully automate, though AI can support concept development.
 Writers and Authors	0.0	\$20.95	Medium	Generative AI tools like GPT can automate content creation, especially for non-fiction or generic text.

WSB 2026 COOLING JOBS



OCCUPATIONAL TITLE	PERCENT CHANGE 2022-2032	HOURLY ENTRY WAGE	AI DISRUPTION	RATIONALE
 Water and Wastewater Treatment Plant and System Operators	-0.4	\$17.90	Medium	AI can optimize processes but human oversight is needed for safety and troubleshooting.
 Hotel, Motel, and Resort Desk Clerks	-0.6	\$10.54	Medium	AI chatbots and kiosks are reducing front-desk staffing needs.
 Claims Adjusters, Examiners, and Investigators	-1.8	\$20.74	Medium	AI can process data and flag anomalies but judgment is still necessary.
 Editors	-11.0	\$13.61	Medium	AI editing tools are improving, but creative and contextual judgment is still valuable.
 Paper Goods Machine Setters, Operators, and Tenders	-11.1	\$14.57	Medium	High automation potential in manufacturing lines.
 Switchboard Operators, Including Answering Service	-15.0	\$11.38	Medium	Replaced by automated phone and call-routing systems.
 Library Technicians	-4.3	\$12.21	Medium	Digital databases and AI search reduce the need for manual assistance.

WSB 2026 COOLING JOBS



OCCUPATIONAL TITLE	PERCENT CHANGE 2022-2032	HOURLY ENTRY WAGE	AI DISRUPTION	RATIONALE
 Crane and Tower Operators	-4.4	\$19.60	Medium	AI-assisted systems exist but full automation is limited due to safety concerns.
 Telemarketers	-7.5	\$11.06	Medium	AI voice systems and chatbots are replacing outbound call roles.
 Secretaries and Administrative Assistants	-9.4	\$15.16	Medium	Many support functions are increasingly automated.
 Glaziers	0.0	\$15.06	Low	Manual, on-site work with materials is not easily automated.
 Drywall and Ceiling Tile Installers	-0.5	\$16.44	Low	Manual labor requiring physical dexterity is currently hard to automate.
 Producers and Directors	-0.7	\$16.05	Low	Creative direction and decision-making remain human-led.
 Education and Childcare Administrators, Preschool and Daycare	-0.9	\$14.59	Low	Strong human interaction and regulation limit automation.

WSB 2026 COOLING JOBS



OCCUPATIONAL TITLE

PERCENT CHANGE
2022-2032

HOURLY ENTRY
WAGE

AI DISRUPTION

RATIONALE



Brickmasons and Blockmasons

-1.3

\$15.96

Low

Skilled manual labor that's difficult to automate.



Jewelers and Precious Stone and Metal Workers

-1.4

\$15.54

Low

Precision manual craftsmanship remains difficult for machines.



Cabinetmakers and Bench Carpenters

-2.3

\$14.24

Low

Custom and manual craftwork resists full automation.



Locksmiths and Safe Repairers

-3.4

\$13.35

Low

Requires in-person, manual work and judgment.



Correctional Officers and Jailers

-4.1

\$21.24

Low

Human interaction and security judgment are hard to automate.



Cement Masons and Concrete Finishers

-4.2

\$16.04

Low

On-site physical work remains resistant to automation.



New Accounts Clerks

-9.9

\$14.72

Low

Online banking and onboarding platforms reduce need for human clerks.

HOT JOBS RURAL COUNTIES

WSB 2026



BUSINESS AND FINANCIAL OPERATIONS

PROJECTED EMPLOYMENT
PERCENT CHANGE
WITHIN 10 YEARS

TOTAL ANNUAL JOB
OPENINGS

ENTRY WAGE

EXPERIENCED
WAGE



Market Research Analysts and Marketing Specialists

21

83

\$15.20

\$32.55



Loan Officers

14

47

\$16.08

\$34.51



CONSTRUCTION

PROJECTED EMPLOYMENT
PERCENT CHANGE
WITHIN 10 YEARS

TOTAL ANNUAL JOB
OPENINGS

ENTRY WAGE

EXPERIENCED
WAGE



Helpers--Electricians

13

44

\$14.24

\$19.97



Hazardous Materials Removal Workers

30

15

\$16.62

\$19.29



Welders, Cutters, Solderers, and Brazers

5

53

\$14.17

\$23.41

HOT JOBS RURAL COUNTIES

WSB 2026



EDUCATION

PROJECTED EMPLOYMENT
PERCENT CHANGE
WITHIN 10 YEARS

TOTAL ANNUAL JOB
OPENINGS

ENTRY WAGE

EXPERIENCED
WAGE



Preschool Teachers, Except Special Education

5

141

\$11.07

\$22.24



INFORMATION TECHNOLOGY

PROJECTED EMPLOYMENT
PERCENT CHANGE
WITHIN 10 YEARS

TOTAL ANNUAL JOB
OPENINGS

ENTRY WAGE

EXPERIENCED
WAGE

Computer User Support Specialists

13

108

\$13.33

\$26.44



MANUFACTURING

PROJECTED EMPLOYMENT
PERCENT CHANGE
WITHIN 10 YEARS

TOTAL ANNUAL JOB
OPENINGS

EXPERIENCED
WAGE



Industrial Truck and Tractor Operators

10

197

\$14.49

\$20.73

HOT JOBS RURAL COUNTIES

WSB 2026



MEDICAL AND HEALTH

PROJECTED EMPLOYMENT
PERCENT CHANGE
WITHIN 10 YEARS

TOTAL ANNUAL JOB
OPENINGS

ENTRY WAGE

EXPERIENCED
WAGE



Emergency Medical Technicians

17

39

\$12.90

\$18.61



Pharmacy Technicians

29

146

\$15.86

\$21.43

Ophthalmic Medical Technicians

16

31

\$14.24

\$18.72



Medical Records Specialists

10

56

\$14.20

\$26.62



Massage Therapists

16

40

\$14.44

\$25.05



Dental Assistants

19

146

\$14.10

\$20.24



Medical Assistants

17

321

\$13.48

\$18.64



Phlebotomists

20

71

\$14.76

\$20.56

HOT JOBS RURAL COUNTIES

WSB 2026



TRANSPORTATION AND LOGISTICS

PROJECTED EMPLOYMENT
PERCENT CHANGE
WITHIN 10 YEARS

TOTAL ANNUAL JOB
OPENINGS

ENTRY WAGE

EXPERIENCED
WAGE



Cargo and Freight Agents

28

59

\$13.52

\$23.04



Dispatchers, Except Police, Fire, and Ambulance

15

85

\$15.31

\$25.11

Heavy and Tractor-Trailer Truck Drivers

23

1163

\$16.35

\$30.09



OTHER

PROJECTED EMPLOYMENT
PERCENT CHANGE
WITHIN 10 YEARS

TOTAL ANNUAL JOB
OPENINGS

ENTRY WAGE

EXPERIENCED
WAGE



Social and Human Service Assistants

14

114

\$14.11

\$22.36



Chefs and Head Cooks

15

94

\$13.89

\$25.25



Real Estate Sales Agents

9

89

\$13.67

\$39.63



A proud partner of the American Job Center® network



Visit us online at
borderplexjobs.com



Call us at
915-887-2600

Scan the QR code to explore
all our locations!



Scan the QR code to explore
our Power Partner locations!



    @Workforcesolutions borderplex

 borderplexjobs.com