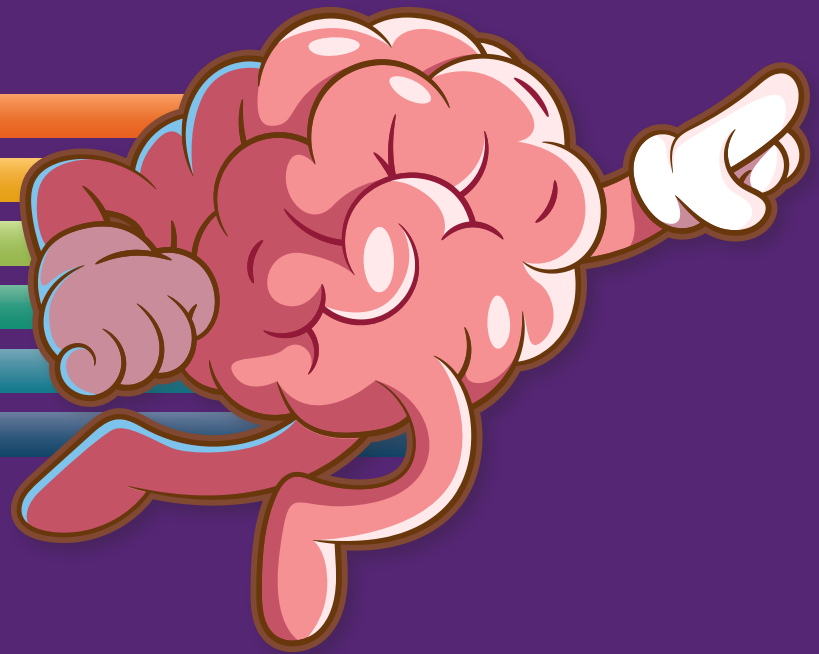


# College & Career Knowledge

A guide to pursuing education and training after high school



A Collaborative Effort Across  
Organizations to Provide  
Comprehensive College & Career  
Preparation Information

Take our survey and help us improve!





&



# Grade Timeline

MONTH	CHAPTER(S)	WHAT YOU'LL LEARN ABOUT
September	2	<b><u>All About High School</u></b> Learn about what you need to do to graduate and how to be successful in high school.
October	1	<b><u>Options For Education And Training After High School</u></b> Explore the benefits of going to college or obtaining a certificate degree to pursue your career goals.
	4	<b><u>Passport to Careers: All About It</u></b> Learn about Passport to Careers and the requirements to receive it.
November	1	<b><u>Types Of Colleges / All About Apprenticeships</u></b> Discover the different types of colleges, vocational and trade program options that you can choose from.
	4	<b><u>Washington College Grant (WA Grant): What About Apprenticeships?</u></b> Learn about WA Grant and the requirements to receive it.
December	2	<b><u>Building Your Academic Profile And Resume</u></b> Focus on doing well in high school, staying organized, and getting involved in activities.
January	2	<b><u>Choosing Your High School Classes</u></b> Talk to your counselor, family and friends about your post-high school plans.
February	4	<b><u>College Bound Scholarship: All About It / The Pledge</u></b> Learn about the College Bound Scholarship and the requirements to receive it.
March	1	<b><u>College And Career Connection</u></b> Learn how your college studies can get you the job of your dreams.
April	3	<b><u>Ways To Pay For College</u></b> Learn about different types of aid that can help you pay for education after high school.
	4	<b><u>Washington College Grant (WA Grant): All About It</u></b> Learn about WA Grant and the requirements to receive it.

# 11<sup>th</sup> Grade Timeline

MONTH	CHAPTER(S)	WHAT YOU'LL LEARN ABOUT
<b>October</b>	1	<b><u>Types Of Colleges / All About Apprenticeships</u></b> Discover the different types of colleges, vocational and trade program options that you can choose from.
<b>November</b>	5	<b><u>Researching Colleges and Careers</u></b> Attend a college and career fair or schedule a campus visit to learn which option might be a good fit for you.
<b>December</b>	3	<b><u>Ways to Pay for College</u></b> Understand how to pay for college using financial aid and scholarships.
	4	<b><u>State Work-Study: All About It</u></b> Learn about State Work-Study and how it can support your education.
<b>January</b>	4	<b><u>College Bound Scholarship: Accessing It</u></b> If you have College Bound, make sure to complete the requirements so you can access your scholarship. Remember, College Bound staff needs your updated contact information every year.
<b>February</b>	2	<b><u>Prep for Your Senior Year</u></b> Learn what you need to do to graduate high school and prepare for your post-high school education goals.
<b>March</b>	5	<b><u>Parts of an Application</u></b> All colleges and certification programs have unique application requirements. Learn about the different parts and what you need to apply.
<b>April</b>	3	<b><u>Scholarships &amp; Loans</u></b> Learn about types of scholarships and loans and how to apply for them.
	4	<b><u>Washington State Opportunity Scholarship: All About It</u></b> Learn about the Washington State Opportunity Scholarship and the requirements to receive it.
<b>May</b>	3	<b><u>All About FAFSA / All About WASFA</u></b> Learn about the FAFSA or WASFA and how to apply to help you pay for college.

# 12<sup>th</sup> Grade Timeline

MONTH	CHAPTER(S)	WHAT YOU'LL LEARN ABOUT
September	3	<b><u>All About FAFSA / All About WASFA</u></b> Prepare to complete the FAFSA or WASFA so you are ready when the applications open on October 1.
	4	<b><u>State Work-Study: All About It</u></b> Learn about State Work-Study and how it can support your education.
October	5	<b><u>Parts of an Application</u></b> Each college and other education pathways have different requirements. Learn what you need to prepare for your application.
November	5	<b><u>How to Apply</u></b> Learn what steps you need to take to complete the applications for your education pathway.
December	3	<b><u>Scholarships &amp; Loans</u></b> Research loans and apply for scholarships NOW.
	4	<b><u>Washington State Opportunity Scholarship: All About It</u></b> Learn about the Washington State Opportunity Scholarship and the requirements to receive it.
January	4	<b><u>College Bound Scholarship: Accessing It</u></b> Learn how the College Bound Scholarship will help you pay for education after high school.
February	3	<b><u>Understanding Financial Aid Award Offers</u></b> Understand your financial aid award letter and determine your next steps.
March	6	<b><u>Making your Decision</u></b> Now that you've received your admission and financial aid award letters, determine which pathway is the best choice for YOU!
April	6	<b><u>Transitioning to College</u></b> Make sure you've completed everything you need to enroll in the pathway you've selected.
May	6	<b><u>What to Expect your First Term / College Resources You Should Use</u></b> Education after high school is very different from high school. Map out different college resources that will help you have a successful first year.



# 1

# About College & Career

## In This Chapter

<u>Options For Education and Training After High School</u> .....	6
<u>College and Career Connection</u> .....	8
<u>Types of Colleges</u> .....	10
<u>All About Apprenticeships</u> .....	12

Look up ***glossary words*** in Chapter 7.

Take our survey and help us improve!

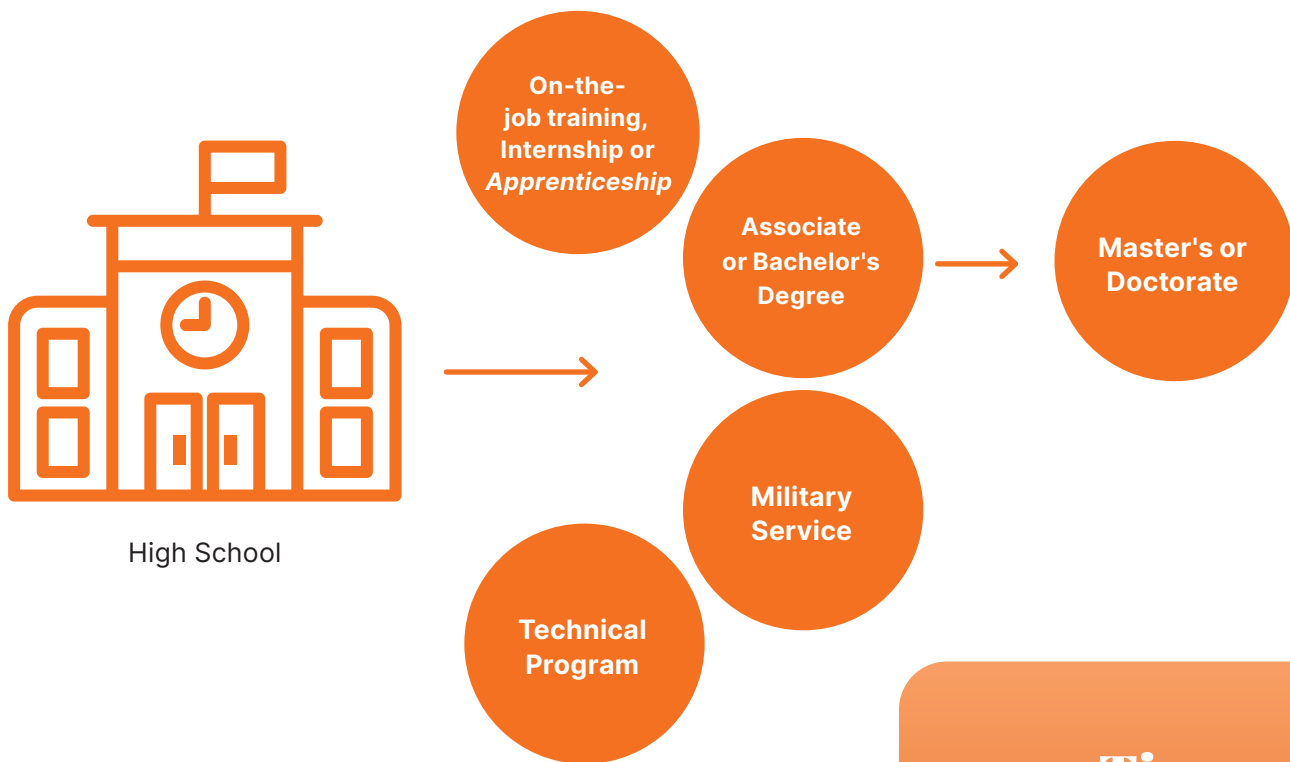




# Options for Education and Training After High School

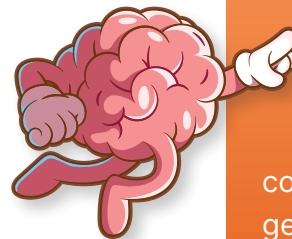
**Did you know that many jobs that earn good money need more education and training than just high school?**

You can dive into **on-the-job training (internships)**, join the military, or become an apprentice and earn money while you learn. **Technical** and **certificate** programs, **community college**, or **university** can also pave the way to success.



## See job openings by education level

Want to know which jobs are hot? Check out the **US Bureau of Labor Statistics** website: <https://www.bls.gov/careeroutlook/2020/article/education-level-and-openings.htm>! They'll give you perspective on job openings based on your education level.<sup>1</sup>




## Tip

Apprenticeships, known as “the original 4-year college” are a great option to get post-high school training in high-demand career areas. More education typically boosts wages and reduces unemployment.<sup>2</sup>

## Good to Know

There are different ways to make college affordable. You can get help from the government, like federal and state funding. There are also private sources of money available. Don't let money hold you back from pursuing your college dreams!



### How can continuing my education prepare me for my future career?

Having a college degree means earning \$5,000 more per year than just a high school *diploma*.<sup>3</sup>

#### Associate Degree

Earns \$5000 more per year

#### Bachelor's Degree

**3X** more likely to be employed

### Other ways to make *college* more affordable

- If you need help in class, ask for it and aim for top grades -you'll have a better shot at *scholarships*.
- Get a part-time job while in high school to earn and save some cash.
- Taking courses that can earn college *credit* while in high school can shorten the time needed to earn a credential or *degree*. Less time in college = more time doing what you love.

### With any college degree you're more likely to:

- Have health insurance
- Volunteer your time
- Be healthier
- Promote a stronger community<sup>4</sup>
- Find employment




A college degree means you're way more likely to get health insurance from your employer AND you'll also have a 44% greater chance of saying your health is really, really good.<sup>4</sup>



# College and Career Connection

Guess what? Having a college **degree** means you can earn **\$1 million** more in your lifetime compared to only having a high school **diploma**.<sup>1</sup>



## What education or training is needed for the job i want?

You can choose from hundreds of **majors** and **certificates** to prepare you for a new job!

**Major:** Group of courses required by a **college** in order to receive a degree (e.g. chemistry, accounting).

**Certificate:** Issued in a specific career area (e.g. Certified Nurse Assistant or Information Technology Support.)


## If you don't know what you want to do yet - do research:



1. Khan Academy, 2014

## Career-oriented majors, or certificates

Earning a **technical program** certificate or applied degree is like leveling up in a video game, but in real life. You'll develop skills and gain knowledge in areas like:



Marine Biology



Culinary Arts



Paralegal Studies



Engineering



Dental Hygiene

## Liberal arts majors

Get ready for some “major” fun with literature, philosophy, history, and languages. They can open doors to all kinds of good jobs in different industries, though some jobs might need more schooling.



### English

editor, marketing executive, writer




### World Language

foreign service officer, translator, teacher



### Political Science

community organizer or activist, lawyer, policy analyst




### Psychology

market researcher, social worker, mental health counselor

## Good to Know

Find the perfect college for you! Use tools like your **High School and Beyond Plan** platform to explore different programs. Remember, this choice can affect how much money you make and your job security in the future.

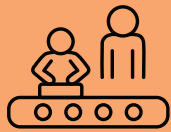




# Types of Colleges

**College** is more than just big **universities**. It includes **community colleges**, **trade schools**, and even military academies. There's a perfect fit for everyone out there, so explore your options to find out what's right for you!

## Where Should I Go For College?



### Private **Vocational** /Trade / **Specialty Schools**

Want quick training for careers like chef, massage therapist, heavy equipment operator, auto body technician, paralegal, and more? You can graduate in less than a year with a professional certification for a high-demand job in the skilled trades!



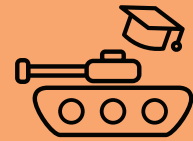
### **Community and Technical Colleges (CTC)**

Washington state has 34 public CTCs. Get a professional **certificate** or **associate degrees** for specific trades, such as nursing, automotive repair, cyber security, etc. CTCs offer associate degrees that help students **transfer** to 4-year colleges or universities for further education. Check [www.sbctc.edu](http://www.sbctc.edu).



### **Public and Private 4-year College/ University**

These are schools where you can earn a **bachelor's degree** in about 4 years. Some are high-end private schools with higher **tuition**, but they do have **scholarships**. Graduation can help you become a robotics engineer, business analyst, nutritionist, etc.



### **Military Academies**

There are 5 highly selective Military Service Academies that provide a top-tier college education and real-world training to become an officer in the military. Search "Military Service Academies US Department of Defense" to get a list of websites for further exploration of this option.

## Comparing 2- and 4-year colleges

- Least **selective** (all Washington CTCs have open enrollment)
- **Campus size:** 5,000-30,000 **undergraduate** students
- Low Tuition (around \$4,500)
- Professional certificates and associate degrees; some bachelor's degrees

### Community and Technical Colleges

- Moderate to highly selective
- Campus size: Over 10,000 undergraduate students
- Medium Tuition (\$9,000-\$15,000)
- Bachelor's degrees (Arts or Science)

### Public 4-year Colleges

- Moderate to highly selective
- Campus size: Less than 5,000 undergraduate students
- High Tuition (over \$30,000)
- Bachelor's degrees (Arts or Science)

### Private 4-year Colleges

### Military Academies

**All colleges require an *application*. The more highly selective a school is, the more requirements needed to apply - you might need to submit essays, grades, test scores, and other important stuff.**

- Highly selective (separate application required - start in junior year of high school!)
- Campus size: Varies by military branch
- No Tuition (cadets must pledge to serve for at least 4-5 years after graduation)
- Bachelor's degrees (Arts or Science)



# All About Apprenticeships

Would you like to earn money and learn at the same time? Then check out **apprenticeships**! They're a combination of hands-on training and academic classes. Apprenticeships prepare you for what are often high-demand, high-skilled careers.

## Apprenticeships

Employers (such as Boeing), **trade unions** (for careers like electricians or roofers,) and independent programs offer apprenticeships. Programs last 2-5 years and lead to high-demand jobs. Plus, you can earn **certifications**, licenses, or even college **degrees**.

work  
+ education  
CAREER

## What jobs can I get as an apprentice?

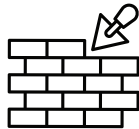
Apprenticeships are available in a variety of industries, such as aerospace, advanced manufacturing, construction, energy and marine technology.

## Career-specific certification and preparation

Focus on developing particular skills and knowledge for specific careers, such as:



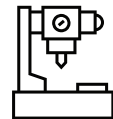
Automotive/Aircraft  
Mechanic



Bricklayer



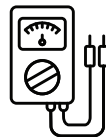
Carpenter




CNC Programmer



Cosmetologist



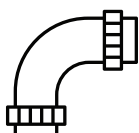
Electrician



Fire Fighter



Medical  
Assistant



Plumber



Truck Driver



Welder



## How much will I get paid?

Earn while you learn - as you progress, the pay increases. After you graduate, you become a skilled professional with a credential that opens doors nationwide.



<b>Starting apprentice</b>	minimum \$18/hr + <b>benefits</b> (e.g. medical, dental and vision)	For example, Seattle City Light apprentices earn at least \$30/hr to start.
<b>Journey-level worker</b> (apprenticeship graduate)	minimum \$30/hr + benefits (e.g. medical, dental, vision and retirement)	For example, King County plumbers and pipe fitters earn around \$89/hr while cement masons in Yakima earn \$45/hr.


## Good to Know

How do I become an apprentice? Make sure you meet the requirements! Generally, these include:

- High school **diploma**
- Specified abilities (may require math)
- Valid driver's license and reliable transportation
- Find a program and apply.

Each program has unique procedures for applying. To learn more about the process, talk to your high school counselor or visit [lni.wa.gov/licensing-permits/apprenticeship/become-an-apprentice](http://lni.wa.gov/licensing-permits/apprenticeship/become-an-apprentice)<sup>1</sup>

Source: 1. Information adapted from: Washington State Department of Labor and Industries. (2012). Become an Apprentice.





# 2

# Getting Ready

## In This Chapter

<u>All About High School</u> .....	16
<u>Choosing Your High School Classes</u> .....	18
<u>Build Your Academic Profile and Resume</u> .....	20
<u>Prep for Your Senior Year</u> .....	22

Look up ***glossary words*** in Chapter 7.

Take our survey and help us improve!





# All About High School

High school is like an adventure where you build skills and explore your interests. To graduate, you need to meet certain requirements. Use your **High School and Beyond Plan** to track your progress, document your interests, and set goals for your future.

## What do I need to graduate from High School?


- 1 Earn required credits** – Students in Washington State must complete a minimum of 24 **credits** to graduate from high school - your high school may have slightly different credit requirements.
- 2 Complete a graduation pathway** – You must show your preparation for a meaningful first step after high school by fulfilling a graduation pathway. Pathways include exam-, course- and performance-based options for English language arts and math, completing at least 2 Career and Technology Education (CTE) courses in a sequence, or meeting the minimum required score on the ASVAB exam for military enlistment.
- 3 Complete your High School and Beyond Plan** – Starting in 7th grade, you will create and regularly update a plan to help you think about the future and choose classes and activities that can prepare you for your **postsecondary** goals.


### Good to Know

.....

You should check with your school counselor to find out what graduation pathways are available and best suited to help you prepare for your postsecondary goals.


Make sure the classes you take in high school count towards graduation AND help you explore and prepare for your postsecondary goals. Talk with your school counselor to get a list of course requirements.






## Tip

- Pay attention in class and keep track of your grades
- A planner or your phone calendar can help you stay organized. Set reminders for due dates, and plan your week out in advance.
- Ask for support from your school counselor, teachers, family, friends, and mentors.



## Some schools have additional graduation requirements

<b>Credits</b>	Check with your school counselor so you know what credits are required to graduate.
<b>Service learning</b>	You may need to do <b>service learning</b> hours, where you give back to the community and reflect on your experience.
<b>Senior project</b>	Some high schools give seniors a chance to give a presentation in spring of senior year where they share their high school experience and future goals.



## Remember

What you do in high school can influence your choices for what you do after high school.



# Choosing Your High School Classes

## What classes should I take?

High school classes prepare you for your future plans. Make sure you know the admissions requirements for **apprenticeships**, first responder training, **technical/specialty schools**, 2-year or 4-year colleges/**universities**, and military academies. Work with your high school's teachers and counselors to figure out what classes will help you toward your **postsecondary** goals.

### Things to know:

- Earning a **diploma** will meet minimum admissions requirements for **almost all colleges**. Work with your school counselor to choose the classes that will prepare you for the path you're interested in.
- 4-year colleges and military academies look for the most challenging classes on your transcript.
- Technical/specialty and 2-year colleges have less selective requirements, or even **open enrollment** for any student who wants to attend.




### Math is important:

- Most postsecondary options require you to take math. Taking more math in high school may mean taking less math in college and create more choices for what to do after high school.
- Take math classes that will challenge you and prepare you for your post high school plans.
- Taking four years of high school math will help you get ready for education after high school and can help you save on **tuition** costs!



## What are colleges looking for?


- A challenging class schedule, including courses where you can earn college credit.
  - Examples include, **Advanced Placement (AP)** (although recommended, taking AP classes is not a requirement to take the test), **International Baccalaureate (IB)**, **Cambridge International**, College in the High School, **Running Start** or CTE Dual Credit (formerly Tech Prep).
- Taking a world language class is required for 4-year college admissions, and a skill needed for working in a global economy. Most 4-year colleges require two **credits** of the same world language, or demonstration of your dual language skills by passing an exam.
- Choose elective classes that match your career and college interests or career and technical education programs. Consider taking additional world language and/or lab sciences.
- Most WA colleges don't require the **ACT** or **SAT**, but good scores can help! Check with your school counselor or the college for admissions requirements.



## Recommended Academic Plan

Classes	9th	10th	11th	12th
English Language Arts	✓	✓	✓	✓
Math	✓	✓	✓	✓
Science	✓	✓		✓
History/Civics	✓	✓	✓	
Health & P.E.		✓	✓	
World Language	✓		✓	
Career and Technical Education			✓	✓
Art			✓	
Electives	✓	✓	✓	✓

This chart reflects courses needed for graduation and entering more education and training after high school. Check with your school counselor about which courses can best prepare you for specific career and college preparation options.



### Remember

Make sure to research the academic and class requirements for the colleges (2-year, 4-year, or technical) you are interested in attending.



# Build Your Academic Profile and Resume

**Colleges** care about more than just your classes and grades. They value students who contribute to their **campus** and community. Participating in specific activities can make you a stronger applicant and build your work experience. Don't forget to document these activities in your required **High School and Beyond Plan!**

## What is an activities log/resume?

Use your High School and Beyond Plan (HSBP) to keep an activities log/resume. This list of **extracurricular activities** is required by some colleges and shows how involved you are in and outside of school. Note your high school activities (include a short description of each activity) to help build your resume and complete college **applications**.

## Start to keep track

Robotics Club	President	Sept 2023 - present	2 hrs/month
Mechanic Internship	Participant	Jan - Mar, 2024	5 hrs/week (60 total)
JV Basketball	Participant	2022-2023	15 hrs/week (480 total)




## Tip

Your activities log/resumé can also be useful when you apply for jobs.

## Good to Know


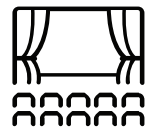
Being dedicated and taking on leadership roles in activities can be more valuable than being involved in many activities briefly. If you have a job during high school, especially if you've had it for a while or received promotions, make sure to mention it.





## What kind of activities could help me prepare for life after high school?

- Athletics
- Volunteering
- Community service
- Faith-based programs
- Jobs or internships
- Leadership/  
student government
- Music, drama, and the arts
- School clubs



## Remember

Colleges understand that many students have work, family and other responsibilities. Write about yourself and your circumstances in college applications. Your family responsibilities are a valuable part of your story! They can also be considered as work experience, service and/or leadership in your resume or activity log.



# Prep for Your Senior Year


Congratulations! You're on the downhill slide to your last year of high school. Start preparing to complete the steps to reach your **postsecondary** goals.

## What should I do before summer?

- Confirm** what education or training is needed to prepare for a career area you're interested in pursuing.
- Make a **calendar** for important dates and deadlines.
- Make sure your **senior year courses** will meet graduation requirements and prepare you for your postsecondary plan.
- Attend a spring **college fair** in your region or virtually - [nacacfacts.org](http://nacacfacts.org)
- Register for and take** the ASVAB exam for military enlistment or the **ACT** and/or **SAT** exams for admission to 4-year **colleges**, if required. Check with your school counselor to see if these tests are offered at your school.
- Study for AP/IB/Cambridge** exams to maximize your chance at scoring high enough to **transfer** college **credit** when you go.

## Good to Know

Most Washington colleges no longer require the ACT or SAT; but some scores can meet or replace specific high school graduation requirements. Check with your high school and the colleges or programs that you are interested in.



## Am I on track to graduate?

- Make sure you have all the credits needed to graduate.
- Check in regularly with your teachers about your grades.
- Continue completing other graduation requirements, such as your **High School and Beyond Plan** and Graduation Pathway.

# Don't Freak Out!



Talk to someone you trust, like a school counselor, teacher, mentor, peer, or family member, if you have questions or need support to reach your postsecondary goals.

## What can I do during summer?

Visit [wsac.wa.gov/sfa-overview](https://wsac.wa.gov/sfa-overview) to **make a list** of what is needed to apply for the **Free Application for Federal Student Aid (FAFSA)** or **Washington Application for State Financial Aid (WASFA)**, possible **grants** and/or **scholarships**.

Make a list of your top college choices and **create a tracking form** for what you need for each **application**. Write first drafts of any required college essays and prepare a resume or activity log for any people writing a **letter of recommendation** for you.

Schedule a **campus tour** or attend a college preview day and talk to college **admissions counselors** - this can be virtual!

Participate in **Career Events** (like King County Construction Career Day or Pierce County Career Day, Career Preparation and Pathways summer meetings in Walla Walla, and Career Connected Learning Community Events in the greater Spokane area.).

Study for the ACT and/or SAT to improve your score, if needed.





# 3

# Paying for College

## In This Chapter

<u>Ways to Pay for College</u> .....	26
<u>All About the FAFSA</u> .....	28
<u>All About the WASFA</u> .....	30
<u>Scholarships and Loans</u> .....	32
<u>Understanding Financial Aid Award Offers</u> .....	35

Look up ***glossary words*** in Chapter 7.

Take our survey and help us improve!





# Ways to Pay for College

## How much does college cost?

**College** costs vary at each school. Each college estimates the **Cost of Attendance (COA)** by adding together some or all of the following **college expenses**:

Tuition  
Fees  
Room and board  
Transportation  
Books and supplies  
+ Other living expenses

---


COST OF ATTENDANCE (COA)

## How do I Pay for it?

There are many ways to get help with the cost of college. You can get **financial aid** from **grants**, **scholarships**, loans, and **work-study** programs. These resources help cover the cost and add to any savings or earnings you have.



## Tip




Most **Technical colleges** have financial aid programs to help students. Students who are unemployed, receive TANF, basic food assistance (aka Food Stamps), or are low-**income** and pursuing a short-term **certificate** in a high-wage, high-demand career, may qualify. Learn more at: [www.sbctc.edu/paying-for-college/financial-aid-programs](http://www.sbctc.edu/paying-for-college/financial-aid-programs)

## Types of financial aid:

- **Scholarships** – Money awarded based on academic or other achievements to help pay for education expenses. Scholarships generally do not have to be repaid.
- **Grants** – A form of gift aid, usually given based on **financial need**. A grant does not need to be repaid, unless, for example, you withdraw from a school and owe a refund. The Pell Grant is a common federal grant.
- **Work-Study** – A financial aid program (federal or state) that allows a student to work on-**campus** or with approved off-campus employers to earn money to pay for college expenses.
  - Some student jobs, like being a Resident Advisor (RA) or Campus Security Officer, can help cover housing or room and board expenses. Job opportunities differ among campuses, so check with your college's Career Center for more details.
- **Loans** – Money you can borrow and repay over time, with interest added in most cases.

## Good To Know

Knowing the different types of financial aid is only the first step. You may not need to take out a *loan* to cover the *full cost of attendance*.



## How do I qualify?

### Financial Aid



In order to be considered for financial aid at 2- and 4-year colleges and many technical/specialty colleges, you need to complete the **Free Application for Federal Student Aid (FAFSA)** or **Washington Application for State Financial Aid (WASFA)** your senior year and every year while in college.



Each college determines financial aid **eligibility** for federal, state, and institutional types of aid based on **awarding** policies at that campus.


### Scholarships



There are thousands of scholarships, and each one has its own unique requirements, although many will want the same basic information.

## Other ways to make college more affordable

- If you need help in class, ask for it and aim for top grades -you'll have a better shot at scholarships.
- Get a part-time job while in high school to earn and save some cash.
- Take College in the High School, **Running Start**, or CTE Dual Credit courses to earn college **credit**.



## Remember

Applying for Financial Aid is the first step. The next step is to wait and check for any communications from the **Financial Aid Offices** from the campuses you listed on your financial aid application. Some might require further documentation (Verification letters, Non-Filer letter, etc).



# All About FAFSA


## What is the FAFSA?

The **Free Application for Federal Student Aid (FAFSA)** is the first step to apply for **financial aid**. Completing the FAFSA is **free** and gives you **access to the largest source of financial aid** to pay for **vocational**/specialty, **technical**, and 2-year and 4-year **colleges**. Each college will calculate your financial aid **award** for that school based on the information you provide each year.

## Who is eligible to apply?


**U.S. citizens, legal permanent residents, and eligible noncitizens**

(i.e: Refugee, Asylum Granted, conditional entre, etc) should complete the FAFSA. Students who are **undocumented** may be eligible for the **Washington Application for State Financial Aid (WASFA)**. Check out the “All About WASFA” handout for more information.




## When should I apply?

- File as early as **October 1 of your senior year**.
- Make sure you know the financial aid **priority deadlines** for the colleges you are interested in.
- You need to submit the FAFSA every year while in college.



## Good To Know

Two-step verification, helps protect your **studentaid.gov** account. Each time you log in, you'll be asked to provide a one-time code that is delivered to you via email, text message, or an authenticator app.



## What information do I need to provide?


- **Basic information**, such as legal name and birthdate, etc.
- Parent and student **tax/income information** from 2 years prior to the school year you are applying to (e.g. If you are applying for the 2024-25 school year, you will need the parent/student tax/income information from 2022.)
- Your **list of colleges**.






## What is an FSA (Federal Student Aid) ID?

An FSA ID gives you access to your FAFSA info and serves as your legal signature. You AND one parent (biological or adoptive) will need to create an FSA ID (username and password.) Be sure you and your parent use separate email addresses. **You will be asked to set up a two-step verification for your FSA ID.**



## How do I complete the FAFSA?

- 1 Create a Federal Student Aid Identification (FSA ID) at [studentaid.gov/fsa-id/create-account/launch](https://studentaid.gov/fsa-id/create-account/launch)
- 2 Use your FSA ID to log in at [studentaid.gov](https://studentaid.gov) and add the necessary information.
- 3 Check for an email confirming you have successfully submitted the FAFSA.



### Remember

Be sure to store your FSA ID and the answers to your security questions in a safe location.




## All About WASFA

The **Washington Application for State Financial Aid (WASFA)** is the first step to apply for **financial aid** for some students who are **undocumented** and live in Washington State. Completing the WASFA is **free** and gives eligible students **access to state financial aid** to pay for **vocational/specialty, technical, 2-year and 4-year colleges** in Washington.

**Students who are undocumented with or without DACA can complete the WASFA.**

**If you are a U.S. citizen or permanent resident, check out the “All About FAFSA” handout and do not complete the WASFA.**

### When should I complete the WASFA?



- File as early as **October 1 of your senior year.**
- Make sure you know the financial aid **priority deadlines** for the colleges you are interested in. (Often, the WASFA deadline is not listed, but it is the same as the FAFSA.)
- You need to **submit the WASFA every year** while in college.

### Is my family's information protected?

The Washington Student Achievement Council (WSAC) and colleges that access your **application only use your information to determine eligibility for state financial aid. Campuses are not allowed to use the information for other purposes.**

If you have questions about the WASFA, contact the WSAC at **1-888-535-0747, option 2** or email [wsac.wa.gov/wasfa](http://wsac.wa.gov/wasfa)


## What information do I need to provide?



- **Basic information**, such as legal name, birth date, etc.
- Parent and student **tax/income info** from 2 years prior to the school year you are applying to (e.g. If you are applying for the 2024-25 school year, you will need the parent/student tax/income information from 2022.)
- Your **list of colleges**.
- Your **DACA number**, if you have one.

## Who is eligible to apply?

The WASFA is for people who don't file a **FAFSA**. You should complete the WASFA **if you are undocumented or do not qualify for federal financial aid because of your immigration status**. For specifics, use the **eligibility** questionnaire at: [wsac.wa.gov/wasfa](https://wsac.wa.gov/wasfa)




## How do I complete the WASFA?

- 1 Go to [wsac.wa.gov/wasfa](https://wsac.wa.gov/wasfa), and complete the eligibility questionnaire.
- 2 Complete and submit your application.



## What is the parent signature on the WASFA?

You will need to send an email invitation to one parent (biological or adoptive) to electronically sign your WASFA. **Be sure you and your parent use separate email addresses.**



## Remember

Your parent or guardian's signature is needed to complete your application. They must electronically sign within 72 hours of being invited.



# Scholarships and Loans

**Scholarships** give money to help with **college expenses** based on things like grades, activities, **service learning**, or **financial need**. Community groups, **colleges**, churches, companies, and the military are some examples of organizations that provide scholarships.

## What types of scholarships can I apply for?

<b>Academic/Merit</b>	Based on <b>GPA</b> , test scores, and/or coursework
<b>Athletic</b>	Based on athletic performance
<b>Creative</b>	Based on talent in art, music, dance
<b>Community service</b>	Based on involvement in your school or community
<b>Identity/Experience</b>	Based on race, ethnicity, family heritage, religion, sexual orientation, gender, immigration status, etc.
<b>Need</b>	Based on financial need
<b>Other</b>	Number of students, <b>campus size</b> , class size, surrounding population

## How do I apply?

- 1 Research scholarships you are **eligible** for. Put as much detail about **you** as possible into the search engine (e.g. TheWashBoard) so it pulls matches for you!
- 2 Submit your **applications** **early**. Make sure you **follow instructions carefully!**
- 3 Complete the **Free Application for Federal Student Aid (FAFSA)** or **Washington Application for State Financial Aid (WASFA)**.


## Tips on scholarship searching

- You should **never have to pay to apply** for a scholarship.
- You can **reuse the body of your scholarship statements** and change them based on the prompt.
- **Apply for multiple scholarships**, even those with smaller **awards**. It will add up!
- **Create a spreadsheet or document** to keep your applications organized: due dates, requirements, topics, etc.
- Think about **breaking down the time spent on scholarships as an hourly wage you're earning**. For example, if a scholarship is \$1,000 and you spend 3 hours applying to it, you're earning over \$300/hr.
- If you're applying for the **Reserve Officer Training Corps (ROTC)** program at any of your colleges, there is a separate application that can result in a multi-year scholarship!

## Good To Know

Is the scholarship **renewable**? If yes, learn about the renewal requirements. If it's not, think about how you are going to replace these funds the following year.


Is it **portable**? Can you take the scholarship with you if you **transfer** schools? Some scholarships are bound to specific colleges.



## The Scholarship Search

Visit your high school counselor or career center specialist for information. Here are some places to begin your research:

- TheWashBoard: [washboard.wsac.wa.gov/login.aspx](http://washboard.wsac.wa.gov/login.aspx)
- FastWeb: [www.fastweb.com](http://www.fastweb.com)
- Scholarship Junkies: [www.scholarshipjunkies.org](http://www.scholarshipjunkies.org)



## Remember

Regardless of your background or **immigration status**, there is likely a scholarship for you!



## Scholarships and Loans *(continued)*

When you receive your **financial aid** award offer, you can choose to fully or partially accept the different types of loans offered or decline them entirely.

### What types of loans can I apply for?

<b>Subsidized Loans</b>	The government pays the interest while you are in <b>college</b> . Interest will begin accruing once you're done with your schooling. If you qualify, this is your best option.
<b>Unsubsidized Loans</b>	Interest gets added to the amount you borrow as soon as you begin college.
<b>Parent Loan</b>	A loan your parent can take on your behalf to pay for your <b>college expenses</b> . Your parent is legally tied to the loan and its repayment.
<b>Private Loan</b>	Can come from banks, colleges and private organizations. Typically, they have higher interest rates and less favorable repayment options. Like unsubsidized loans, private loans usually gain interest as soon as you borrow the money.

### Tip

If a student doesn't need the full amount mentioned in the award offer, they can request a lower amount from the college's **financial aid office** by filling out a form.

### How do I apply for **federal student loans**?

- 1 Fill out the **FAFSA**.
- 2 Complete **entrance counseling**, a tool to ensure you understand your obligation to repay the loan.
- 3 Sign a **Master Promissory Note**, agreeing to the terms of the loan.

Once you have completed the required steps above, you will be awarded loans in the **financial aid award offer**. You can accept the amounts presented in the offer or in your online college portal.

### Accepting and repaying student loans

Repayment options and timelines vary by type of loan. Check with your college for more information.

# Understanding Financial Aid Award Offers

When your school's office sends you an aid offer, you'll be asked to choose which **financial aid** you want. Look carefully at the options and make an informed decision. If you have financial aid options, the rule is free money first (**scholarships** and **grants**), then earned money (**work-study**), then borrowed money (**federal student loans**).

## Things to consider when comparing **award offers**:

- Determining your total real costs.
  - Include both **direct costs** and **indirect costs** when considering your **college expenses** - colleges don't bill for indirect costs.
  - Questions to consider:
    - Will you be traveling to and from **campus** a lot? How much will this cost?
    - Can you buy used books or supplies? Borrow them from the library? Does your **degree** program require many textbooks or supplies? Ask the admissions office for more information!
    - What types of personal expenses will you have during the year?
- Is your aid **renewable** (meaning it can be used for more than one year)?
  - Some scholarships require you to maintain a certain **GPA** to make them renewable.
  - Some grants require that you meet income requirements each year.
    - Check with the financial aid office if a specific scholarship, grant, etc does not say if it is renewable.


After you submit the **FAFSA** or **WASFA**, you'll get a financial aid award offer from each college you applied to. Each college's financial aid award will be different. To know which school fits your budget, you must **review all the financial aid packages**.

Once you receive a financial aid offer, it's easy to estimate how much money you'll have for **tuition** and other expenses. You can choose to accept some or all of the financial aid awards.

## Good To Know

Accept grants, scholarships, and work-study before loans to reduce debt after college. Avoid private loans and credit cards, if possible.

**Note: You will never have to pay to complete the FAFSA, WASFA, or to apply for scholarships. If you come across this, STOP! This is most likely a scam.**





# Understanding Financial Aid

## Award Offers *(continued)*



### Order of Accepting Financial Aid

Example - the Pell Grant or Washington College Grant (WA Grant.) You don't have to pay the money back if you make **satisfactory academic progress**.

#### Scholarships and Grants

You don't have to pay the money back if you make satisfactory academic progress. You do have to work for it, so make sure to balance work and classes.

#### Work-Study

You will have to repay the amount plus interest. The best types of loan to accept first are:

1. Subsidized Loan
2. Unsubsidized Loan
3. Parent PLUS Loan

#### Federal Student Loans

You will have to repay the amount plus interest. The terms of the loan may not be as good as a **federal loan**. Review the terms and compare when deciding.

#### State or College Loans

You will have to repay the amount plus interest. The terms of the loan are usually less desirable than a federal loan. These loans cannot be **consolidated** with federal loans when repaying. This can make your repayment plan more challenging.

#### Private Loans





## Tip

Smallest **MONEY GAP** =  
MOST AFFORDABLE OPTION

Cost of Attendance (COA) supplies

— Scholarships/**Grants**

---

MONEY GAP

## I got my award offer, NOW WHAT?

- 1 **Review the offer** and compare it against the college expenses you need to cover. Some expenses listed in your **cost of attendance (COA)** will be billed by the **college (tuition, room and board** for dorms, etc.) while others, such as books and personal expenses, are recommended estimates.
- 2 **Inform the college of any financial changes** or private scholarships awarded since submitting your FAFSA or WASFA.
- 3 **Accept the awards** for the college you're planning to attend. Make sure you know about the deadlines for accepting your financial aid offer.

Contact the **financial aid office** at the college if you have questions.

## Other ways to make college more affordable:

- Apply for **scholarships!** Every year, millions of dollars go unclaimed because students don't apply.
- Consider **living at home or with roommates** to reduce costs.
- Make a **college budget** and **stick to it**.
- Check out the **Federal Student Aid site**.
- Apply for **on-campus part-time work** or **paid internships**.
- Apply for part-time **off-campus job opportunities**.

## Money tips as you head to college

- Use **student discounts** (Amazon Prime, Apple Music, online shopping, movie theater tickets, restaurants, etc.)
- Don't waste your **meal-plan dollars**.
- Weigh it: Do you **want** it vs. do you **need** it?
- **New isn't always better** - used books are less expensive!





# 4

# Washington State Aid

## In This Chapter: Examples of WA State Aid

<u>Washington College Grant (WA Grant): All About It</u> .....	40
<u>WA Grant: What About Apprenticeships?</u> .....	41
<u>College Bound Scholarship: All About it</u> .....	42
<u>College Bound Scholarship: The Pledge</u> .....	44
<u>College Bound Scholarship: Accessing It</u> .....	45
<u>Passport to Careers: All About It</u> .....	46
<u>State Work-Study: All About It</u> .....	47
<u>Washington State Opportunity Scholarship: All About It</u> .....	48



Look up ***glossary words*** in Chapter 7.

Take our survey and help us improve!



# Washington College Grant (WA Grant): All About It

Washington College Grant (WA Grant) gives **eligible** people money for more types of education like **certificate** programs, **job training**, **apprenticeships**, or **college**. To apply, complete a **FAFSA** or **WASFA**. WA Grant is one of the most generous **financial aid** programs in the country. The amount you receive depends on family size, **income**, and the cost of your school or program.

You don't have to go to school or attend career training full-time to get the WA Grant. There are many part-time opportunities, so you can work and pursue your career goals at the same time.

## Am I eligible?



WA Grant is available to the following people:

- Washington residents (including students who are **undocumented**)
- Recent high school graduates or working-age adults
- Low- to middle-income families and individuals
- People who plan to attend an approved certificate program, job training, apprenticeship, or college, part-time or full-time

## Good To Know

.....

The WA Grant can be used for many different college and career pathways, such as apprenticeships. You can visit [wsac.wa.gov/wcg](http://wsac.wa.gov/wcg) for more information.



## Remember

It's never too early to plan ahead or too late to apply. Completing a FAFSA or WASFA is the only way to know for sure if you qualify to get money for college or career training.



# Washington College Grant (WA Grant): What About Apprenticeships?

An **apprenticeship** combines **on-the-job training** with job-related instruction from experienced workers who teach you the skills of their craft. Apprentices learn job skills, gain experience, and ultimately earn a credential. Start by searching apprenticeships to find the right occupation for you. Then research program options, and apply directly with the employer or the program sponsor.

## Washington College Grant (WA Grant) and WCG for Apprenticeships (WG-A)

There are two main categories of WA Grant: Washington College Grant (WA Grant) and Washington College Grant for Apprenticeship (WG-A). Both help **income-eligible** apprentices pay for **tuition, fees**, and materials at approved apprenticeship sites.

1

### Washington College Grant: Apprenticeships on a college campus

For apprenticeships that are part of an **eligible** program of study at an eligible institution, such as a **community or technical college**, apprentices should complete the FAFSA or the WASFA. Learn more at: [wsac.wa.gov/wcg-apprentices](https://wsac.wa.gov/wcg-apprentices)

2

### Washington College Grant for Apprenticeships: Apprenticeships sponsored by employers

Apprentices in non-campus-based programs are encouraged to check with their program sponsor to ensure they participate in WG-A.



# College Bound Scholarship: All About It

Through the generous Washington College Grant (WA Grant), **eligible** College Bound students who fulfill the pledge get free public college **tuition** and **fees** plus a small book allowance, or an equivalent amount, for an approved **public** or **private college** or career school.

You must enroll in **college** within one year of graduating from high school to keep your **scholarship** active. It is a 4-year scholarship (12 quarters/8 semesters) that must be used within the first five years after high school.

**Income**-eligible public school students are now **auto-enrolled in 7th or 8th grade**.

## What makes a 9th grader newly eligible?


- Be enrolled in a Washington school in 7th or 8th grade.
- Not eligible for Free or Reduced-Price Lunch (FRPL) in 7th or 8th grade.
- Newly eligible for Free or Reduced-Price Lunch (FRPL) in 9th grade.

## Where Can I Use It? (College Bound Scholarship and WA Grant)

The College Bound Scholarship and WA Grant can be used at over 65 2- and 4- year public and private colleges, **universities**, and technical programs in Washington State.

## Good To Know

Other financial aid, **grants**, or scholarships can help with with expenses College Bound and WA Grant do not cover!



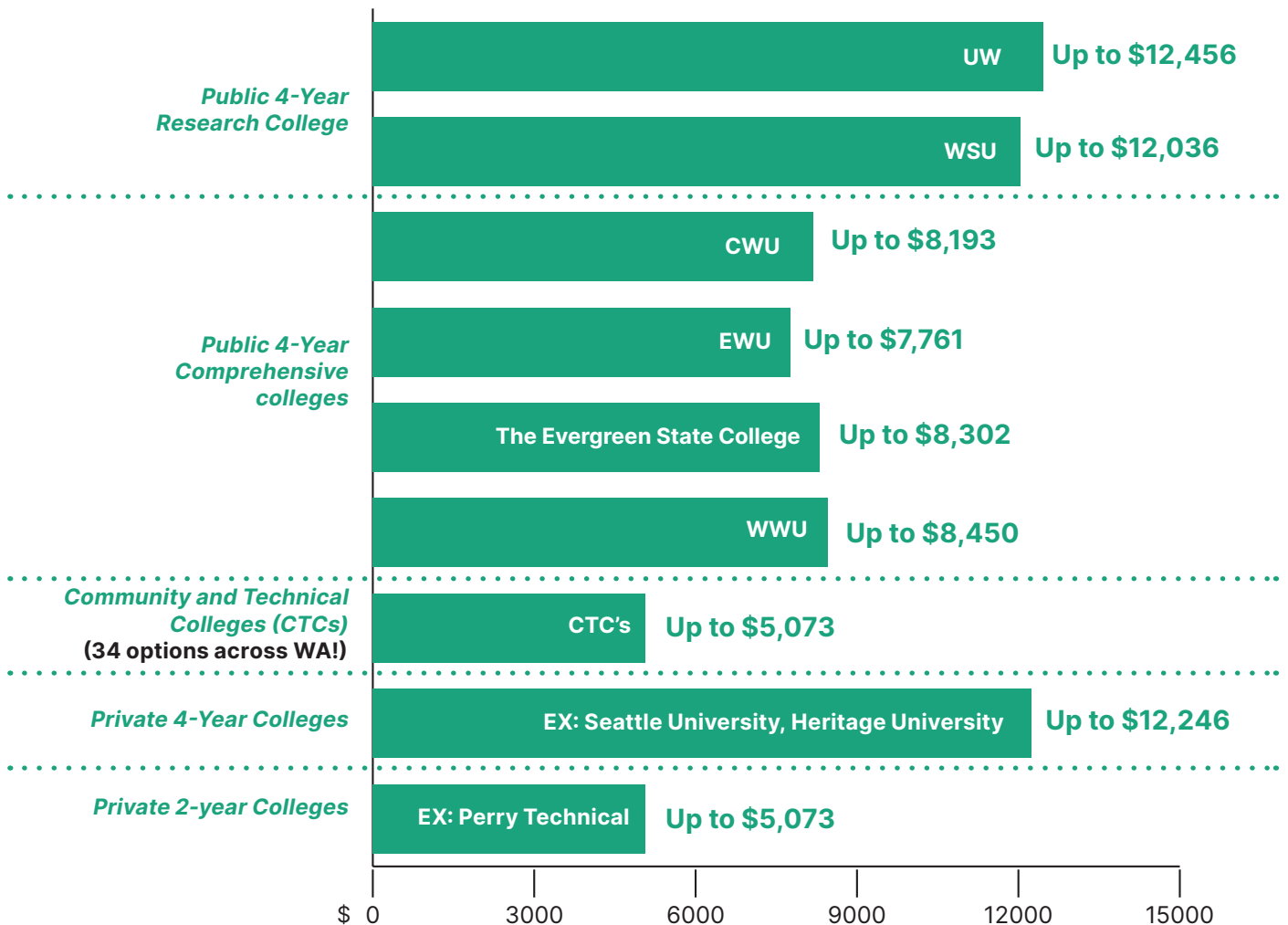
## The College Bound Scholarship's *award* amounts are based on:

- Average cost of **tuition** (at public college rates)
- Some college fees
- Small book allowance

## Your College Bound Scholarship

You may not see your College Bound Scholarship (CBS) on your financial aid offer, OR it may be a lot less than expected. Since the CBS is a **need-based** program, other state **financial aid** that you have, such as the Washington College Grant (WA Grant), may cover the commitment of the College Bound Scholarship. **Reach out to your college's Financial Aid Office** for questions on your CBS amount.

In the 2023-24 school year the maximum CBS award amounts look like this:




Numbers listed here reflect the 2023-24 Maximum Washington College Grant and College Bound Scholarship award amounts.



# College Bound Scholarship: The Pledge

How do I **get it**? After being enrolled in middle school, **eligible** students must fulfill the College Bound Pledge.



1

Graduate from a Washington state high school or homeschool program with a cumulative 2.0 **GPA** if you plan to attend a 4-year **public or private college** directly after high school.\*

\*Beginning in the fall of 2023, there are no GPA requirements to get CBS for students who plan to attend a community college or **technical school**. Confirm with your high school if your district requires a certain GPA to graduate.

Get accepted to, and go to, one of the over 65 participating **colleges** or **universities** or programs within one year of graduating high school. Visit: [wsac.wa.gov/sfa-institutions](https://wsac.wa.gov/sfa-institutions) for a complete list of eligible schools.

2

3

Have no **felony convictions**.

## GET UPDATES:

Sign up to get updates on the College Bound Scholarship and other ways to get college ready by visiting: [wsac.wa.gov/college-bound](https://wsac.wa.gov/college-bound)

Be **income** eligible, as determined by your college using the information from your **FAFSA** or **WASFA**. You can view current income requirements for the CBS by visiting [wsac.wa.gov/college-bound](https://wsac.wa.gov/college-bound)

4





# College Bound Scholarship: Accessing It

You're getting closer to graduation and going to *college* in Washington! What do you need to do to get your College Bound Scholarship (CBS)? There are forms to complete and deadlines to meet, and it's important that you and your family understand the process.

## What do I need to do:

- Meet the College Bound Scholarship pledge requirements.
- File the **FAFSA** or **WASFA**. You may file as early as October 1 of your senior year. Remember that each college has their own financial aid deadlines that you must follow.
- Be admitted to and enroll in a participating college or school in Washington within one year of high school graduation.
- Meet state **residency** requirements.

## What will the college do?



- Determine if your income meets the **eligibility** guidelines.
- Calculate your financial aid **award**.
- Send you a **financial aid** offer (by mail, email, or your **college portal** account) indicating how much financial aid you will receive.
- Distribute your financial aid, including your CBS, before classes begin.

## What happens next?

College Bound will automatically identify you as a College Bound student to all of the Washington colleges or schools you listed on the FAFSA or WASFA, if you meet the requirements.

## Good To Know

If you have any questions about your award letter, **scholarship** eligibility, or amount, you will need to contact the **financial aid office** at your college.



Questions about your College Bound Scholarship?

Call 888-535-0747 (option 1) or email [wsac.wa.gov/college-bound](mailto:wsac.wa.gov/college-bound)



# Passport To Careers: All About It

The Passport to Careers program helps **former foster youth** and **unaccompanied homeless youth** prepare for and succeed in *college, apprenticeships*, or *pre-apprenticeship* programs. **Passport to Careers includes two sub-programs:**

## 1

### Passport to College

Through Passport to College, students get a *scholarship* and support services from college staff. Funds can be used for *tuition, fees*, books, housing, transportation, and some personal expenses. For more information visit:

[wsac.wa.gov/passport/guide](http://wsac.wa.gov/passport/guide)


## 2

### Passport to Apprenticeship Opportunities

Passport to Apprenticeship Opportunities supports people in registered apprenticeship or pre-apprenticeship programs. Funds can cover tuition and fees for classes and occupational costs like work clothes and tools.

## Good To Know


You CAN apply for and receive *financial aid* as a foster care student, as an independent under 24 year-old student, as a student experiencing homelessness, or an unaccompanied minor. There may be additional steps and documentation, but it is possible, and financial aid staff are there to help you!





# State Work-Study: All About It

State Work-Study is **financial aid** for low- and middle-**income** students. Qualifying students can get an approved job, on- or off-**campus**, to support their education. **Work-study** builds students skills, increases their earnings, and reduces reliance on student loans. Many employers hire work-study employees on a permanent basis after graduation.



## Eligibility

Recipients must meet the following criteria:

- Meet Washington State **residency** requirements for state financial aid.
- Complete a **FAFSA** or **WASFA**.
- Enroll at least half-time in an **eligible** program at a participating **college**.
- Maintain **satisfactory academic progress**.
- Be able to work legally in the United States.
- Not be pursuing a **degree** in **theology**.
- Not be in default or owe a refund or repayment on another financial aid program.






# Washington State Opportunity Scholarship: All About It

Paying for **college** and understanding how to navigate the education system can be tough. **The Washington State Opportunity Scholarship (WSOS) can help.** It creates paths to careers in **trades, STEM,** and healthcare, so that all students in Washington can go to college and find well-paying jobs. It provides career training, mentors, and **scholarships** to support students in building a career in Washington State.

**WSOS** provides three pathways to high-demand careers. All WSOS programs provide support services and flexible scholarship funding. WSOS can help pay for **tuition** and **fees**, as well as other costs such as childcare, housing, transportation, or food:

- 1** **The Baccalaureate Scholarship** provides up to \$22,500 in **financial aid** support and access to support services for students pursuing high-demand STEM and health care **majors** at **public or private colleges** and **universities** in Washington.
- 2** **The Career & Technical Scholarship (CTS)** supports students at Washington's 34 **community and technical colleges**. Students can receive up to \$1,500 each quarter for the duration of their **associate degree, certificate,** or **apprenticeship** program. Students in rural communities can access thousands more through our Rural Jobs Initiative.
- 3** **The Graduate Scholarship (GRD)** provides up to \$25,000 for Washington students pursuing advanced health-care **degrees** to become nurse practitioners in Washington's rural and medically underserved communities.




**Questions?** Contact us at [info@waopportunitiescholarship.org](mailto:info@waopportunitiescholarship.org) or visit our website for more **eligibility** information and the **application:** [waopportunitiescholarship.org](http://waopportunitiescholarship.org)

## Eligibility Requirements

- Applicants must be a **Washington resident**. In most cases, a Washington resident lives in the state for one year immediately before starting **college** or a program.
- File the **FAFSA** or **WASFA** by your school's financial aid application deadline and have a household income at or below \$140,500.00 (125% of the median family income) for 2023.  
**The amount above is for a family of four.**
- Plan to enroll in an **eligible** Washington State **college/university**, community or technical college or approved apprenticeship program.
- For **the Baccalaureate program**, applicants must be a Washington State high school senior or graduate (high school equivalency), college freshman, or college sophomore who hasn't completed more than six quarters (90 quarter **credits**) or four semesters (60 semester credits) of college by the end of the current academic year.

## Application Process:

- 1** Complete all **application** sections by the application deadline.
- 2** Submit the FAFSA or WASFA by the deadlines at [waopportunityscholarship.org](https://waopportunityscholarship.org).





# 5

# Applying for College

## In This Chapter

<u>Researching Colleges and Careers</u> .....	52
<u>Parts of an Application</u> .....	54
<u>How to Apply</u> .....	56

Look up ***glossary words*** in Chapter 7.

Take our survey and help us improve!





# Researching Colleges and Careers

**Doing a *college* search takes time!** Use time set aside at school or at home developing your *High School and Beyond Plan* to search.

When researching colleges, keep in mind that “college” includes: *apprenticeships*, 2-year *community and technical colleges*, *vocational*, and specialty schools, 4-year colleges or *universities*, and military academies.

## How do I research college options?

**1** Visit: [wsac.wa.gov/colleges-and-institutions-washington](https://wsac.wa.gov/colleges-and-institutions-washington) for a list of colleges in Washington state.

**2** View *campus* websites.


**3** Attend *college and career fairs*.

**4** Search for Department of Defense Military Service Academies to learn about the 5 options you can choose from.

**5** Tour the campus - virtual tours are a great option!

## Good To Know

Community colleges offer 2-year *degrees* with a path to *transfer* to a 4-year school or continue on to complete a *bachelor's degree!*



## Tip

Set up a new email account to use only for college *applications* and *scholarships*. Thank me later!

## Talk to:

- Your high school counselor
- Career center specialist
- College *admissions counselors* or representatives who visit your school
- Family members, teachers, mentors, and community members who have been to college



## What should I consider when choosing a good fit?

<b>Type of college</b>	Vocational/specialty, 2-year community or technical, 4-year, military academy, private or public
<b>Location</b>	Distance from home, weather, urban or rural, etc.
<b>Available Credentials</b>	Associate, bachelor's, graduate, professional <i>certifications</i>
<b>Available Programs</b>	Career areas or <i>majors</i>
<b>Special Focus</b>	The arts, single-sex, religiously affiliated, etc.
<b>Diversity</b>	The types of cultures, languages, and <i>demographics</i> represented on <i>campus</i> or in the community
<b>Size</b>	Number of students, <i>campus size</i> , class size, surrounding population
<b>Cost of Attendance</b>	Public vs. private, and in- or out-of-state <i>tuition, fees</i> , books, transportation, food, and housing
<b>Selectivity</b>	Measured by the percentage of students who get accepted based on admission requirements
<b>Graduation Rate</b>	Number of students who graduate from that college or program

Consider the admissions requirements and determine if the school is a *reach*, *solid*, or *safety* choice for you. It is recommended that you apply to at least one school in each category:





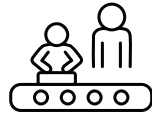
# Parts of an Application

All **colleges** have an **application** and a deadline to complete it. Typically, you can submit the application online or by mail, and sometimes in person.

## What do I need to apply?

### Apprenticeships

Some **apprenticeships** may have a unique application process, especially if it's for training in a high-demand career area. Visit [ini.wa.gov/licensing-permits/apprenticeship/become-an-apprentice#youth](https://ini.wa.gov/licensing-permits/apprenticeship/become-an-apprentice#youth) to learn more about becoming an apprentice.




### Community and Technical colleges

Washington's **community and technical colleges** are **open enrollment** and will use your high school transcript for course placement. **Official college transcripts** are needed to confirm that earned college **credits** can **transfer** in.




### Military academies

Military academies use an extensive application process that includes submitting medical exam and fitness test results, an official high school transcript, **ACT** or **SAT** scores if you have them, a **personal statement**, and a **letter of recommendation**, an interview with the local member of Congress, State Senator or other federal government official.



### 4-year colleges

Most 4-year colleges will request your **official transcripts** from high school and any college(s) from which you have earned college **credit**. Some will also want letters of recommendation, personal statements, and/or short answer responses to essay prompts, an activity log or resumé, and ACT or SAT scores, if you have them.



## Remember

Colleges want you to be successful in finding a **campus** and program that are a good fit for you. Make sure your answers are a clear and true representation of who you are and how you have prepared yourself!

## What else?


You may need to pay a **fee** in order to submit a college application.

## However, you may be eligible to receive a **fee waiver** if:

- You receive free or reduced price lunch
- You participate in programs like TRiO, Upward Bound, or GEAR UP
- You are a youth in foster care
- You took the ACT or SAT with a fee waiver
- Most schools will allow you to apply for an application fee waiver if you visited the **campus** in person.
- You know an alumni. Some schools like Gonzaga University allow you to waive the standard fee for admission through their **Undergraduate** Admissions Application Fee Waiver. This gift can be shared with anyone applying for admissions.
- Contact your high school counselor, college admissions office, National Association for College Admission Counseling, or The College Board to inquire about fee waivers.

## Good To Know

Most colleges no longer require your test scores from the **SAT or ACT**, but if you're satisfied with your scores, submitting them with your application could be beneficial. If you're not satisfied with the scores, don't feel pressured into using them unless required! Consider this an extra resource.





# How to Apply

Regardless of what type of **college** you're applying to, it's important to stay on top of things. Check out these tips.



## Tips for applying to ANY college



Apply to **at least three** colleges before the deadline.



Apply for **financial aid** by completing the **FAFSA** or **WASFA** as early as October 1.



Create an account for each online application using a **professional email** address.



Talk to your school counselor if you can't afford application **fees**. See if you're **eligible** for a **fee waiver**.



**Review, revise, and proofread** your entire **application**.



**Check your email** regularly for important messages.



**Save all parts** of your college applications in case you can reuse them for **scholarships**.



Contact the college **admissions office** if you don't receive a **confirmation message** after submitting your application.



**Check the status** of your college and **financial aid** applications online, through email, or by phone. Some colleges have an **online college portal** for easy access.



**Keep track of deadlines** using a spreadsheet or to-do list and submit applications early.

## Additional recommendations for 4-year college applications



Review admissions requirements and applications for each college.



Submit **ACT** or **SAT** scores, if required.



Ask for **letters of recommendation** one month before the deadline.



Write, revise, and proofread your **personal statement** and other **short answer responses**.



Request **official transcripts** after October 1, and one month before the deadline.




Get feedback from someone like a mentor, school counselor, or teacher on your final application.

## 2-year College *Application* Process

- Apply online, by mail, or in person
- Submit the FAFSA or WASFA
- Schedule an *academic advising* appointment to develop an academic plan.
- Have your high school *transcripts* evaluated to determine which classes you place into. If this option is unavailable to you, explore going through Directed Self Placement or taking a *placement test*. Many colleges also accept ACT or SAT scores.

## What's the Common Application?

The common application, also known as the common app, is a single college admissions application used by more than 700 colleges in the United States. Once you complete the common app, you can send it to multiple colleges. The common app is only for eligible 4-year colleges and *universities*. To begin the common application, go to [www.commonapp.org](http://www.commonapp.org).



### Washington Colleges that Accept the Common App:

Bellevue College - Health Sciences, Education & Wellness Institute (Bellevue, WA)

Central Washington University (Ellensburg, WA)

Cornish College of the Arts (Seattle, WA)

Eastern Washington University (Cheney, WA)

Gonzaga University (Spokane, WA)

Northwest University (Kirkland, WA)

Pacific Lutheran University (Tacoma, WA)

Saint Martin's University (Lacey, WA)

Seattle Pacific University (Seattle, WA)

Seattle University (Seattle, WA)

The Evergreen State College (Olympia, WA)

University of Puget Sound (Tacoma, WA)

University of Washington - Bothell (Bothell, WA)

University of Washington - Tacoma (Tacoma, WA)

University of Washington (Seattle, WA)

Washington State University (Pullman, WA)

Western Washington University (Bellingham, WA)

Whitman College (Walla Walla, WA)

Whitworth University (Spokane, WA)



# 6

# Enrolling in College

## In This Chapter

<u>Making Your Decision</u> .....	60
<u>Transitioning to College</u> .....	61
<u>What to Expect Your First Term</u> .....	64
<u>College Resources You Should Use</u> .....	65

Look up ***glossary words*** in Chapter 7.

Take our survey and help us improve!





# Making Your Decision

You've submitted your college **applications** and now **the waiting game** starts. This can take anywhere from a month to several months, depending on the type of school. **Colleges** will likely communicate their decision through **email, mail, or their online college portal**. Don't forget to check with the college admissions department if you have questions

## I just received a decision from a college, what does it mean?

<b>Admitted</b>	You were accepted. Congratulations!
<b>Wait-listed</b>	You have not been accepted nor denied. The college is waiting to see how many students will accept their offer to determine if they have more space.
<b>Denied</b>	You were not accepted. Consider exploring other college options.

Choosing the right college can be tough, but it's key to your success. Discuss your options with your high school counselor.





## How do I compare colleges?

- **Financial:** Evaluate **grants** and **scholarships** for **tuition** and other **college expenses**, and plan how you'll finance the **money gap** for your entire college education.
- **Academics:** Make sure the college offers your desired major. Look into the available **academic support** services like writing centers, math tutoring, and disability services.
- **Social:** Determine if the college is a good social and cultural fit for you (e.g. diversity, student groups, mentorship opportunities, etc.). Think about what type of environment you like (close to home, big **campus**, rural setting, etc.).

## Good to Know

Choosing a college is a big decision, but you can make changes if needed. Consider each option carefully and seek input from family, teachers, or mentors.



## Remember

Once you have made your college decision, you must notify the college by confirming your enrollment. For many 4-year colleges the deadline is May 1.





# Transitioning to College

**You've been accepted** to a **college** you'd like to attend - congratulations! There are still many steps to take before you start your classes.

## Steps for 4-year colleges:


- 1** Pay your new student/enrollment confirmation **fee**, sometimes called a "**deposit**". If you're unable to pay, contact your **admissions office** and ask to defer your deposit.
- 2** Request an **official transcript** from your high school and any colleges where you earned **credit**. Send **transcripts** to your college as soon as final grades are posted.

## Steps for 2-year colleges:

- 1** Submit any other requested **financial aid** forms by the deadline.
- 2** Complete the Math and English placement steps for your college.

## Housing

On-**campus** housing may include residence halls (dorms), apartments, or houses. **Apply** to live on campus and make sure to **pay your housing deposit** by the deadline. Contact the housing office with any questions.



Off-campus housing options include living at home, renting an apartment/house, or living in residential fraternities or sororities.

For most 4-year colleges and **universities**, on-**campus housing may be a requirement for first-year students**. However, if you live within a 45-60 miles radius, some schools will allow you to live at home and you could save money.



# Transitioning to College *(continued)*


## What do I need to do before I start college?

- Confirm your acceptance by submitting your enrollment verification and **deposit** by May 1 or your college's deadline.
- Accept your financial aid **award**.
- Schedule your advising and **orientation** appointments.
- Apply for housing if you are choosing to live on campus.
- Submit your immunization records. You can access these records from your doctor or school district.
- Register for classes.
- If you are **eligible**, sign up for student support programs (i.e. TRiO, EOP, CAMP) that will help with academic advising, tutoring, **financial aid**, etc.

## What is **orientation**?


Most colleges require new students to attend an orientation, where you learn about campus resources, register for classes, and meet your peers. Some college orientations are in person and others are online. Attend an in-person orientation if you can! You may also be invited to attend a **summer transition program** focused on preparing you for your first quarter.

Orientation is a good way to connect with your roommate or meet one if you don't already have one. Plus, you can use this opportunity to browse your housing options in person.




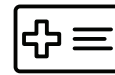
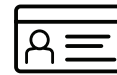
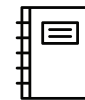
## Good to Know

If you're at a 2-year **community or technical college** and plan to **transfer** to a 4-year college in the future, talk to your adviser about which courses to take. Not all 2-year courses will transfer to specific 4-year colleges. Ask about Direct Transfer Agreement options to maximize the likelihood that your **credits** will transfer.



## I'm moving! What should I bring to college?

- **Bath and Bedding:**
  - Comforter, bed sheets, pillow/pillowcases, blanket
  - Towels: bath, washcloths, and hand towels
  - Shower caddy, loofah
  - Shower shoes
- **Health and Grooming**
  - Shampoo, conditioner, body soap, and deodorant
  - Toothbrush, toothpaste, dental floss, and mouthwash
  - Nail clippers, shaving kit/makeup kit
  - Prescription medicines and first aid kit
- **Clothing and Laundry**
  - Clothes - your space will be limited, so only bring what you will wear. You can always bring more back to school after your first trip home.
  - Weather-appropriate outer clothes
  - Laundry basket, laundry detergent, and dryer sheets
  - Suitcase/luggage, hangers, shoe storage
  - Loungewear, sportswear, businesswear
  - Shoes and dress shoes
- **Décor (Optional)**
  - Personal pictures
  - Fan, curtains
  - Desk lamp and trash can
  - Bulletin board/dry erase markers
- **School Supplies**
  - Laptop or tablet (optional)
  - Pencils, pens, and highlighters
  - Notebooks, binders
  - Sticky notes, planner
- **Miscellaneous**
  - Small, inexpensive toolkit
  - A large backpack or shoulder bag for possible weekend trips you may take
- **Important**
  - Car registration and insurance, if applicable
  - Medical insurance cards
  - Driver's license or state ID and Student ID



### Tip

.....

This list was created to help guide you on the things you may need and could prioritize. There is no set packing list for college. You have the freedom to bring what you think you will need!



# What to Expect Your First Term

**College** is different than high school in many ways. It's important to learn about what to expect, so you can be successful.

## What should I do first?

- 1** Locate the housing, food, and transportation options and the medical, mental health, and fitness facilities on **campus**.
- 2** Learn where you can go for academic support and to form study groups.
- 3** Get to know your roommate(s), if applicable, as they may be your first connection on campus. You will also meet a lot of new people through your classes, events, and clubs; be ready to connect with them and become part of a new community.



## Tip

- To save money, buy or rent used books, or electronic versions if available.
- Cut down on unnecessary daily expenses (eating out, morning coffee, on-campus parking, etc.).
- Create a quarterly or semester budget and stick to it!


## Good to Know

Never be afraid to ask for help.

When in doubt, reach out!

College can be some of the best times of your life, but it can also be very difficult. Remember why you wanted to go to college. This will help you feel motivated to stay and finish.

**DID YOU KNOW?** For every hour you spend in class, you should plan to spend at least two hours on assignments.



## How do I make the most of my time?

- Some classes meet daily and some meet once a week. They may start as early as 8 a.m. and as late as 8 p.m. **Create a class schedule that works for you.** Give yourself plenty of time for meals, homework, errands, and socializing with your community.
- **Seek help** from friends, tutors, campus resources, or professors during **office hours**.
- In college you have **more free time** in your schedule, and no one is going to tell you where you need to be, or when. You will have to juggle classes, social activities, friends, finances, and maybe even a new living situation or job. **Manage your time** by balancing your homework and personal interests.



# College Resources You Should Use

**Colleges** offer many resources to help you be successful. They are all included in your **tuition** and **fees**, so use them!

## Where can I go for academic support?

<b>Academic advising</b>	Helps you understand the college's academic systems, choose and apply to a major, and access <b>campus</b> resources.
<b>Libraries</b>	Offer a variety of learning spaces where you can get help with research and collaborate with others.
<b>Tutoring centers</b>	Offers help from your peers for subjects like writing and math.
<b>Office hours</b>	Times when your professors are available to answer any questions you have about class.

## Where can I get personal support?

- **Career Center:** Career counseling and help in developing a resumé, writing a **cover letter**, and preparing for a job interview.
- **Diversity/Multicultural Center:** A space primarily for students of color and other communities to receive social and emotional support and feel safe to express their ideas and experiences.
- **Counseling Services:** Provides confidential counseling and mental health support.
- **Disability Resources:** Provides reasonable academic accommodations for eligible students. Mental health accommodation requests can also be made. These requests can range from longer test times to having your class notes provided for you, among other accommodations.
- **Information Technology (IT):** Provides different technology services and is a first stop for most campus technology related requests.
- **Veteran Services:** Helps veterans and serves as a liaison to the Department of Veterans Affairs.

## Financial Aid & Scholarship Support?

- **Financial Aid Office:** Helps you understand your financial aid **award**, provides information on additional funding resources, and helps you search and apply for **scholarships**.

## Where can I get involved?


- **Residence Hall (dorm):** Many college dorms have Resident Advisors who plan activities for the residents.
- **Student Union:** Provides meeting spaces, events, study groups, and a comfortable environment where you can connect with the college community.
- **Student Life:** Offers a variety of on-campus job opportunities.
- **Study Abroad Office:** Provides meaningful global travel experiences for college **credit**.
- **Recreation Center and Programs:** Many colleges have gyms, sports fields, group fitness classes, or club sports.

**Campus jobs:** Most colleges have multiple options for on-campus jobs. These are great opportunities to get involved in other departments and meet students outside of your class. On-campus jobs are also more flexible with students' schedules.



# 7

# Glossary



Take our survey and help us improve!



# Glossary

**Academic Advising:** Helps you understand the college's academic systems, choose and apply to a major, and access campus resources.

**Academic Support:** Services on campus that support academic success, such as tutoring, advising, etc.

**ACT:** ACT is an abbreviation of American College Testing. Entrance exams used by many colleges as a part of the admission decision. Most Washington State schools no longer require ACT scores for admissions; however, successful completion of the test(s) could serve as a graduation pathway option. You will need to submit your exam scores online through the testing agency's website.

**Admissions Counselors:** College representatives (sometimes called admissions advisors) who review student applications and can provide information and guidance about the college.

**Advanced Placement (AP):** A program that allows students to take challenging college-level courses while still in high school. Students may earn college credit and/or advanced placement into upper-level college courses by successfully passing AP exams. Many colleges and universities recognize AP courses when making admissions decisions.

**Application:** A form that you must fill out in order to apply for colleges, scholarships, or financial aid.

**Apprenticeship:** A program that enables participants to gain a license to practice in a regulated occupation. Includes on-the-job training and completion of classroom-based learning in partnership with a college, university, or training provider, while getting paid.

**Associate Degree:** This kind of degree indicates the completion of a 2-year college program. Many students earn an Associate Degree and then transfer to a 4-year college or university.

**Award:** An offer from a college or career school that states the type (loans, institutional aid, grants, scholarships, and work-study) and amount of financial aid the school is willing to provide if you accept admission and register to take classes at that school.

**Bachelor's Degree:** An undergraduate academic degree awarded by colleges and universities upon completion of a course of study lasting three to six years. The most common are the Bachelor of Arts and the Bachelor of Science.

**Benefits:** Non-wage payment provided to employees in addition to their base salaries and wages, such as health insurance (medical, dental, and vision), retirement plans, and paid time off..

**Cambridge International:** A dual-credit program that gives students the opportunity to earn high school and college credit at the same time.

**Campus:** The entire property of a university, college, or school - including the grounds and buildings.

**Campus Size:** This is the number of students enrolled in the college.

**Certificate:** Awarded to a person to indicate knowledge of a certain subject or skill upon completing specific education or passing a test.

**College:** A smaller institution of higher education that offers undergraduate programs, features small student populations, and more intimate campuses. The term can also refer to schools that offer focused and professional specializations like community, vocational, and technical colleges.

**College Budget:** The amount of money that you are reasonably able to pay for college expenses.

**College Expenses:** Costs such as living on campus, food, books, supplies, personal expenses, and transportation.

**College Fair:** Events where college and university representatives provide information about their school and answer questions. This is a great opportunity to learn about different college options.

**Community and Technical Colleges (CTCs):** CTCs is the name most commonly used to describe Washington's public 2-year colleges. These schools offer Associate Degrees and certificates, as well as prepare students for specific trades. Many students earn an Associate Degree and then transfer to a 4-year college. Washington state has 34 public CTCs.



**Consolidate(d):** Combining one or more loans into a single new loan.

**Cost of Attendance (COA):** The total amount it will cost you to attend your academic program, college, university, or trade school each year. This can include tuition and fees, on-campus room and board (or a housing and food allowance for off-campus students), books, supplies, and transportation.

**Cover Letter:** A student cover letter should use specific examples to summarize your strengths and accomplishments. A cover letter is normally included in your school applications or with your resume when applying for jobs.

**Credits:** You typically earn one credit for the successful completion of a single course in high school. Washington requires students to complete a minimum number of credits to graduate. College credits are represented by the hours you've spent in class per week. Typically, one hour in class per week equals one credit.

**Career and Technical Education (CTE) Dual Credit:** Classes that help students transition from high school into postsecondary professional technical programs and careers.

**DACA:** Deferred Action for Childhood Arrivals is a Program announced on June 12, 2012 by President Barack Obama to protect eligible individuals from deportation and access a work permit for two years. The individual must have arrived before the age of 16, have a clean record, etc. Deferred Action does not provide a green card or pathway to citizenship.

**Degree:** A degree indicates the completion of a 2- or 4-year program at a college or university. The two most common degrees are Associate Degree and bachelor's degrees.

**Demographics:** Information about a population, including age, gender, race, religion, and highest education level.

**Deposit:** An enrollment deposit is an amount you put down to secure your spot at a college or university after you receive your acceptance letter. It's almost always non-refundable and is the last step to officially confirm your spot in the school, allowing you to start signing up for your orientation, on-campus housing, and classes. Most colleges will require this deposit to be submitted along with your confirmation of attendance and the amount will be put towards your tuition.

**Diploma:** A certificate awarded by a high school to show a student has successfully completed high school.

**Direct Costs:** Expenses that are billed to your student account and paid directly to the school: tuition and fees.

**Eligibility:** Requirements that must be met to qualify or receive a scholarship. This will vary by scholarship. Some scholarships focus on specific criteria, such as diversity, creativity, and other attributes/skills.

**Extracurricular Activities:** Any activity that you do outside of the classroom, such as athletics, clubs, community service, etc.

**Free Application for Federal Student Aid (FAFSA):** The standard form students must complete to apply for federal and state need-based assistance and programs and, in some circumstances, campus-based assistance/aid. Learn more at [studentaid.gov](http://studentaid.gov).

**Federal Loan:** A loan is money you borrow and must pay back with interest. Loans made by the federal government, called federal student loans, usually offer borrowers lower interest rates and have more flexible repayment options than loans from banks or other private sources. For more information on the federal loan program: [studentaid.gov/understand-aid/types/loans](http://studentaid.gov/understand-aid/types/loans)

**Fees:** Money you pay to access school activities, fitness centers, libraries, and student centers. Every college has different fees.

**Fee Waiver:** If paying an application or testing fee would cause a financial hardship, you can receive a fee waiver to remove payment. There are several methods students can use to get a fee waiver. Many require students to complete a separate application process for each waiver. Most college applications require a fee to help the school where you are applying to pay for the cost of reviewing your application and making an admission decision.

**Felony Convictions:** More serious crimes. Conviction records are checked, just like all pledge requirements, prior to the awarding of the College Bound Scholarship.

**Financial Aid:** Any grant, scholarship, loan, or work-study (paid employment) offered to help you meet your college expenses.

**Financial Aid Office:** Helps you understand your financial aid award, provides information on additional funding resources, and helps you search and apply for scholarships.

**Financial Need:** The cost of attendance minus your student aid index. This is determined by the information you provide on the FAFSA or WASFA.

**Grade Point Average (GPA):** A way to transfer letter grades into a numerical scale. The grades received in classes are averaged together to arrive at one cumulative grade. You can find your GPA on your high school transcript.

**Grants:** A form of gift aid, usually based on financial need. A grant does not need to be repaid, unless, for example, you withdraw from a school and owe a refund.

**High School and Beyond Plan:** A tool to help guide you through high school. Plans are personalized and designed to help you think about your future and choose coursework that prepares them for goals after high school. This is also a graduation requirement.

**Immigration Status:** The legal position of people that live in a country permanently without citizenship.

**Income:** The total amount of money that you earn per year.

**Indirect-Costs:** Any cost other than tuition and fees, such as books, equipment, transportation, housing, and meals. These typically are not outlined in your cost of attendance, but you may be able to use financial aid for them. Check with your Financial Aid Office for available options.

**International Baccalaureate (IB):** A rigorous, 2-year program that results in personal and academic development and, upon successful completion, a globally recognized diploma. Students who take IB exams have the chance to earn college credit or advanced placement, or both, within upper-level college courses. Many colleges and universities recognize IB courses as they make admissions decisions.

**Internship:** An opportunity to work at an organization or corporation to develop work experience. Some internships are unpaid and some are paid.

**Letter of Recommendation:** Letters that can speak to your qualities, characteristics, and capabilities. These letters typically come from teachers, counselors, community or faith leaders, employers, and other individuals outside your family.

**Major:** A specific subject that you choose to commit to studying. A large number of classes you take may be related to your major.

**Master Promissory Note (MPN):** A legal document that contains the Borrower's Rights and Responsibilities and Terms and Conditions for repayment. Direct PLUS and Direct Subsidized/Unsubsidized loans have different MPNs. An MPN can also be good for up to 10 years if certain enrollment requirements are met. Learn more at [studentaid.gov/mpn](http://studentaid.gov/mpn).

**Merit (Scholarship):** Many scholarships award money based on qualities or activities students are involved in, such as grades, theater, sports, or music.

**Money Gap:** The difference between the cost of a full-year of college and the grants and scholarship you are provided. This may also be referred to as "out of pocket" expenses, which is money you and your family will be responsible for paying.

**Need-Based:** A designation that is based on a student's financial need. For example, a need-based program might be awarded based on a student's income-eligibility.

**Office Hours:** Times when professors are available to answer any questions you might have about class.

**Official Transcript:** Most colleges require your high school transcript, which is a student's academic record that includes a Registrar's signature and the issue date. An official transcript is delivered in a sealed envelope. If you have earned college credit, you will also need to submit your college transcript.

**Online College Portal:** Some colleges have their own website, which you can use to check admission decisions, financial aid, grades, etc.

**On-The-Job Training (OTJ):** Job training that is completed in the actual workplace.

**Open Enrollment:** This means the college accepts all students at any level and offers classes for all levels of education.

**Orientation:** Most schools and programs require new students to attend an orientation, where you learn about campus resources, the registration process, and meet your peers. Some school or program orientations are in person and others are online. Attend an in-person orientation if you can! Students may also be invited to attend a summer transition program focused on preparing you for your first quarter.

**Personal Statement:** A way to give some background information about yourself and highlight why you are interested in the school during the admissions process.

**Placement Test:** Some schools and programs will require you to take a placement test to determine some of the classes you can take. Based on this test, you may need to take an entry-level class before you can take another class required by your program.

**Portable:** Some scholarships are bound to a specific college. Portable scholarships can be used at the college of your choice and follow you to the next school you attend.

**Postsecondary:** Education and/or training after high school.

**Pre-Apprenticeship:** A supportive, hands-on training program that helps prepare students for success in the building trades and to improve their basic skills before applying to an apprenticeship program.

**Priority Deadlines:** A date that you need to file a FAFSA or WASFA in order receive priority consideration in the financial aid awarding process. The deadline determines the type of funding you will be eligible for and when you may be awarded. Each school sets their own deadlines.

**Private 2-Year Colleges:** These schools tend to focus on specific trades or vocations and are not publicly funded.

**Private 4-Year Colleges and Universities:** These schools offer bachelor's degrees and may also offer master's degrees but are independent and are not publicly funded. These colleges or universities often have smaller class sizes.

**Professor:** The common way to address a teacher in college.

**Public 2-Year Colleges:** These schools offer Associate Degrees and certificates, as well as prepare students for specific trades. Many students earn an Associate Degree and then transfer to a 4-year college.

**Public 4-Year Comprehensive Colleges and Universities:** These schools tend to be smaller, are more regionally based, and offer bachelor's and master's degrees.

**Public 4-Year Research Colleges and Universities:** These schools engage in extensive research activities and offer bachelor's, master's and doctorate degrees.

**Reach:** A school that you might not be accepted to, but is still worth applying to because it's your dream school.

**Renewable:** A scholarship that can be received for more than one year as long as all eligibility requirements are met.

**(Washington) Resident:** In most cases, a Washington resident is someone who lives in the state for one year immediately prior to starting their college or program. Both U.S. citizens and non-citizens can be Washington residents, including undocumented students. The state has other requirements for how certain groups of people—such as tribal members, military veterans, and service members—can get residency. Learn more at [wsac.wa.gov/student-residency](http://wsac.wa.gov/student-residency).

**Room and Board:** The costs associated with living on or off campus, including meal plans.

**Running Start:** A program that provides you the option of attending certain colleges while also earning high school and college/university credit. To learn more about this program and other options that may be available at your school, please visit [wsac.wa.gov/college-credit-high-school](http://wsac.wa.gov/college-credit-high-school)

**Safety:** A school where you will definitely get accepted, but is a backup in case the others don't work out.

**SAT:** The SAT acronym originally stood for "Scholastic Aptitude Test" but as the test evolved the acronym's meaning was dropped. Most Washington State schools no longer require SAT scores for admissions; however, successful completion of the test(s) could serve as a graduation pathway option. You will need to submit your exam scores online through the testing agency's website.

**Satisfactory Academic Progress (SAP):** The process a school uses to determine if a student is meeting all of their educational requirements and is on target to graduate on time with a degree or certificate. This process may vary across schools. For more information, speak with your financial aid office.

**Scholarship:** Money awarded to you based on criteria such as academics, athletics, community service, or financial need to help pay for education expenses. Scholarships generally do not have to be repaid and can be awarded through your school (institutional scholarships) or through outside committees (private scholarships.)

**Science, Technology, Engineering, and Math (STEM):** These four fields share an emphasis on innovation, problem-solving, and critical thinking.

**Selectivity:** A measure of how difficult it is for you to be accepted into a school. This is measured by percentage of students accepted annually. The lower the acceptance rate, the more selective the school is.

**Service Learning:** An opportunity to participate in community service activities and then apply the experience to your academic and personal growth.

**Short Answer Responses:** Additional questions you may need to answer, focusing on specific topics such as diversity, culture, and examples of persistence/overcoming obstacles.

**Solid:** A school that you will likely be accepted to because you are a competitive applicant.

**State Financial Aid:** Financial assistance/aid programs funded and administered by the state to help pay in-state college costs.

**Summer Transition Program:** Some colleges formulate and offer summer programs to prepare students for college. Schools are creating programs to bring students up to the college level in both knowledge and study skills/habits. These programs aim to increase student success by assuring that students are ready to perform at the college level.

**Technical (College/School):** This usually refers to a school that offers associate's degrees and certain certifications that are necessary to enter technical job fields. Students who attend tech schools may still need to complete a training program, apprentice program, or an entry-level position before they can work in career positions that allow them to employ the full range of skills they learned.

**Theology:** Religious studies at a school. State financial aid cannot fund religious education.

**Trade:** A skilled job, typically one requiring manual skills and special training, such as pipe-fitter, carpenter, mechanic, or electrician.

**Trade Unions:** A labor union that advocates for members' rights and also offers apprenticeship opportunities.

**Transfer:** A transfer occurs when you switch to a different school. Typically, community colleges offer 2-year degrees with a path to transfer to a 4-year school.

**Tuition:** The price colleges or universities charge for credits/classes. This pays for things like the instructor and classroom space. Every college has different tuition costs. Some colleges and universities may charge different amounts for in-state and out-of-state tuition. Students who are out-of-state residents may pay more for tuition at some schools.

**Undergraduate:** A college student who is working to get an associate or bachelor's degree.

**Undocumented:** A term that can be applied to any person who lives, works, and/or attends school in the United States without the protections of a citizen or permanent resident.

**University:** A larger institution of higher education that offers undergraduate and graduate programs

**Vocational:** Also referred to as a trade school. These colleges offer specialized training, skills, or education for specific fields, such as plumbing, carpentry, etc.

#### **Washington Application for State Financial Aid**

**(WASFA):** The application available to eligible undocumented students for state financial aid such as the Washington College Grant and the College Bound Scholarship. Learn more at [wsac.wa.gov/wasfa](https://wsac.wa.gov/wasfa)

**Work-Study:** A federally and sometimes state-funded financial aid program that helps college students with financial needs get part-time jobs while attending school.



# Sources

**Boston Consulting Group, & Washington Roundtable. (2016).** Pathways to Great Jobs in WA. Seattle.

Retrieved from [waroundtable.com/wp-content/uploads/2017/03/WKWJ\\_FINAL\\_Report.pdf](http://waroundtable.com/wp-content/uploads/2017/03/WKWJ_FINAL_Report.pdf)

**Bureau of Labor Statistics. (2023).** Usual Weekly Earnings of Wage and Salary Workers (USD17-10).

Washington, D.C. Retrieved from [bls.gov/news.release/pdf/wkyeng.pdf](https://bls.gov/news.release/pdf/wkyeng.pdf)

**Carnevale, A. P., Jayasundera, T., & Gulish, A. (2016).** America's Divided Recovery: College Haves and Have-Nots.

Georgetown University Center on Education and the Workforce. Washington, D.C. Retrieved from [cew.georgetown.edu/wp-content/uploads/Americas-Divided-Recovery-web.pdf](http://cew.georgetown.edu/wp-content/uploads/Americas-Divided-Recovery-web.pdf)

**Carnevale, A. P., Smith, N., & Strohl, J. (2013).**

Recovery: Job Growth and Education Requirements Through 2020. Center on Education and the Workforce.

Washington, D.C. Retrieved from [cew.georgetown.edu/wp-content/uploads/2014/11/Recovery2020.FR\\_Web\\_.pdf](http://cew.georgetown.edu/wp-content/uploads/2014/11/Recovery2020.FR_Web_.pdf)

**Carnevale, A. P., Smith, N., & Strohl, J. (2015).**

Recovery Job Growth and Education Requirements Through 2020, State Report. Center on Education and the Workforce.

Washington, D.C. Retrieved from [cew.georgetown.edu/wp-content/uploads/StateProjections\\_6.1.15\\_agc\\_v2.pdf](http://cew.georgetown.edu/wp-content/uploads/StateProjections_6.1.15_agc_v2.pdf)

**College Board. (2011).** Five Ways Ed Pays. Retrieved

May 14, 2020, from [secure-media.collegeboard.org/CollegePlanning/media/pdf/BigFuture-5-Ways-Ed-Pays-brochure.pdf](http://secure-media.collegeboard.org/CollegePlanning/media/pdf/BigFuture-5-Ways-Ed-Pays-brochure.pdf)

**Kena, G., Hussar, W., McFarland, J., de Brey, C., Musu-Gillette, L., Wang, X., ... Dunlop Velez, E. (2016).**

The Condition of Education 2016 (NCES 2016-144).

Washington, D.C. Retrieved from [nces.ed.gov/pubsearch](http://nces.ed.gov/pubsearch)

**Khan Academy. (2014).** Financial costs and benefits of college. Retrieved August 17, 2017, from [khanacademy.org/college-careers-more/college-admissions/get-started/importance-of-college/a/financial-costs-and-benefits-of-college](http://khanacademy.org/college-careers-more/college-admissions/get-started/importance-of-college/a/financial-costs-and-benefits-of-college)

**Taylor, P., Fry, R., & Oates, R. (2014).** The Rising Cost of

**Not Going to College.** Washington, D.C. Retrieved from [pewresearch.org/social-trends/2014/02/11/the-rising-cost-of-not-going-to-college](http://pewresearch.org/social-trends/2014/02/11/the-rising-cost-of-not-going-to-college)

Retrieved from [pewresearch.org/social-trends/2014/02/11/the-rising-cost-of-not-going-to-college](http://pewresearch.org/social-trends/2014/02/11/the-rising-cost-of-not-going-to-college)

**Texas Higher Education Coordinating Board. (2016).** College Planning and Financial Aid Guide. Austin.

Retrieved from [highered.texas.gov](http://highered.texas.gov)

**Trostel, P. (2015).** It's Not Just The Money - The

Benefits of College Education to Individuals and to Society. Margaret Chase Smith Policy Center & School of Economics, University of Maine. Retrieved May 14,

2020, from [luminafoundation.org/resource/its-not-just-the-money](http://luminafoundation.org/resource/its-not-just-the-money)

**University of Washington Dream Project. (2015).** Dream

Project Workbook (Tenth). Seattle: Dream Project.

Retrieved from [washington.edu](http://washington.edu)

**Washington State Department of Labor and Industries. (2012).** Become an Apprentice. Retrieved from [lni.wa.gov/licensing-permits/apprenticeship/become-an-apprentice#youth](http://lni.wa.gov/licensing-permits/apprenticeship/become-an-apprentice#youth)

Retrieved from [lni.wa.gov/licensing-permits/apprenticeship/become-an-apprentice#youth](http://lni.wa.gov/licensing-permits/apprenticeship/become-an-apprentice#youth)

A collaborative effort  
across organizations to  
provide comprehensive college  
and career readiness information

**College and Career Knowledge:** For more information and to view the glossary, check out our websites:

[wsac.wa.gov](http://wsac.wa.gov) | [pccn.org](http://pccn.org) | [ospi.k12.wa.us](http://ospi.k12.wa.us) |  
[scholarfundwa.org](http://scholarfundwa.org) | [collegesuccessfoundation.org](http://collegesuccessfoundation.org) |  
[roadmapproject.org](http://roadmapproject.org)





[wsac.wa.gov](http://wsac.wa.gov) | [pscncn.org](http://pscncn.org) | [ospi.k12.wa.us](http://ospi.k12.wa.us) | [scholarfundwa.org](http://scholarfundwa.org) | [collegesuccessfoundation.org](http://collegesuccessfoundation.org) | [roadmapproject.org](http://roadmapproject.org)

A Collaborative Effort Across  
Organizations to Provide  
Comprehensive College & Career  
Preparation Information

Take our survey and help us improve!

