

HIKVISION®

COMMERCIAL DISPLAY SOLUTIONS
FOR COMMAND CENTERS

COMMERCIAL DISPLAY SOLUTIONS FOR COMMAND CENTERS



Follow us on social media to get the latest product and solution information

- Hikvision
- HikvisionHQ
- hikvisionoverseas
- HikvisionOverseas
- HikvisionHQ
- Hikvision Corporate Channel
- Hikvision Commercial Display

HIKVISION®



COMMERCIAL DISPLAY SOLUTIONS FOR COMMAND CENTERS

Command centers play a crucial role in monitoring and managing various operations in sectors such as emergency services, transportation, and more.

Command centers of any size need an effective, intuitive, and high performance display and control solution to enable realtime data visualization and decision-making.

Hikvision's Commercial Display Solution for Command Centers provides high-quality, professional visual display and control solutions for multi-subsystem projects at any scale to meet a multitude of application needs and make best use of existing security management systems. Read on to learn more.

Application Scenarios



Small-size CCTV Rooms

- Web client direct control
- CCTV monitoring
- PC projection

Medium-size Operations Centers

- Curved LEDs
- Powerful functions for video wall controls
- App video wall controls



Large-size Command Centers

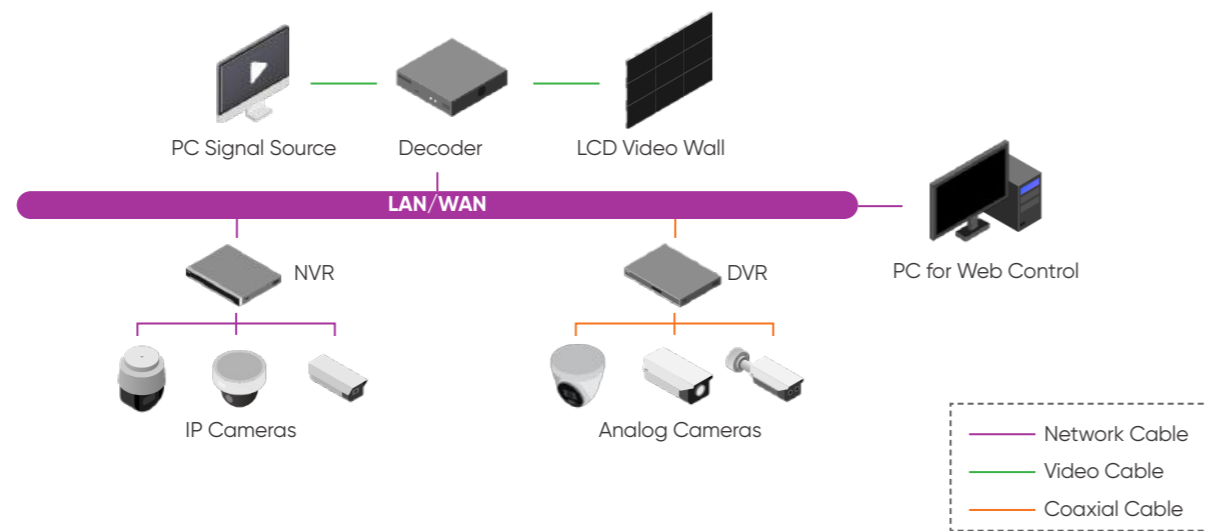
- IP Distributed control systems
- KVM systems (Keyboard, Video, Mouse)



01 SMALL-SIZE CCTV ROOMS

CCTV rooms provide a comprehensive security solution for commercial or residential properties. With that, operators can have peace of mind knowing their property is always safe and secure.

Considering the ready availability of small-size CCTV rooms, a light-weight LCD video wall with a single decoder is recommended. This allows users to build up from there for easy establishment, installation, and maintenance.



Video Wall Management

Operators can enjoy flexible video wall management via decoder (up to 6 x 6 window division), including window division, splicing, and roaming, and more.



PC Projection


Operators can project screens from up to 2 PCs to the video wall through the decoder's video input interfaces, easily expanding communications.



Web Client Direct Control

With the decoder's web client, users can directly control and manage their video wall without deploying any extra software.

- 1 Take test picture
- 2 Analyze pixel color
- 3 Generate calibration parameters
- 4 Write data to chip
- 5 Color well calibrated



Precise Color Calibration

Clarity and precision in a display are crucial, especially in information-dense scenarios. Hikvision's LCDs deliver true-to-life colors and the right brightness with pixel-level color calibration, guaranteeing a flawless, uniform display.


02 MEDIUM-SIZE OPERATIONS CENTERS

Massive amounts of data flow through the operations center every day. Thus, messages need to be managed in a way that allows the operator to make decisions quickly and accurately. It is essential for operators to be well-informed via adequate, clear, and flexible viewing.

Hence, a standard LED video wall solution with decoders and video wall controllers is an optimal option to boost monitoring and cooperation efficiency. Apart from the conventional operations and functions, Hikvision's solution can offer more practical software control using the HikCentral Professional mobile app.

Quick Camera Operations

For a professional control center, a large number of cameras must be displayed on the video wall at any time. The efficiency of a skilled operator using a network keyboard will be much higher than simple mouse dragging.



Video Wall Operations

Clock & Rolling Text

Users can create virtual layers of text and clocks, which can be used as the video wall's headline.



Window Division

Users can divide one single display unit with up to 64 windows, bringing more critical information to the video wall.*1

Window Splicing

Multiscreen views can be created by joining various screens together.

Open Window and Roaming

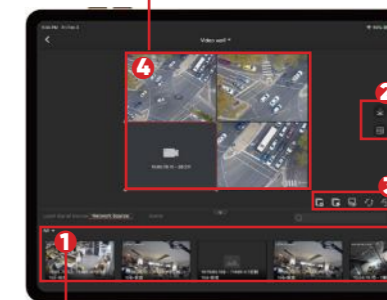
Users can create windows that can be scaled and moved around on the video wall freely.*2

*1: When working with 69-series decoders, the division ceiling is 36; and when working with C30S, the division ceiling is 16.
*2: The max. number of roaming windows depends on the video wall hardware device's capacity. For instance, for C30S, it's 7.

Mobile App Operations

Window Adjustment

- Users can use a mouse to adjust the size of the currently selected window division to splice and roam
- The resources can be previewed in the window, which is called echoing



Window Division

- Divide one single screen into 64 windows (max.)

Tool Bar

- Here, users can conduct operations like start/stop echo, refresh resource snapshot, and close all windows

Source

- Preview the signal sources' snapshots here
- Directly drag the source to the upper area to display it on the video wall
- Switch among the available views

What are the advantages of Hikvision's video wall solution?

(Compared with Third-Party PC Decoding Solutions)



VCA Rule Display

The on-screen video content analysis (VCA) rule display can help operators to notice the alarm information quickly and intuitively.



PC Projection

Support for remote PC program projection via the network, without extra hardware or devices



Instant Alarm Pop-up

Alarms will pop up instantly on the video wall, along with video feeds or captured pictures



Efficiency-enhancing Operations

- Direct PTZ operation
- Channel pre-monitoring
- Keyboard operation

03 LARGE-SIZE COMMAND CENTERS

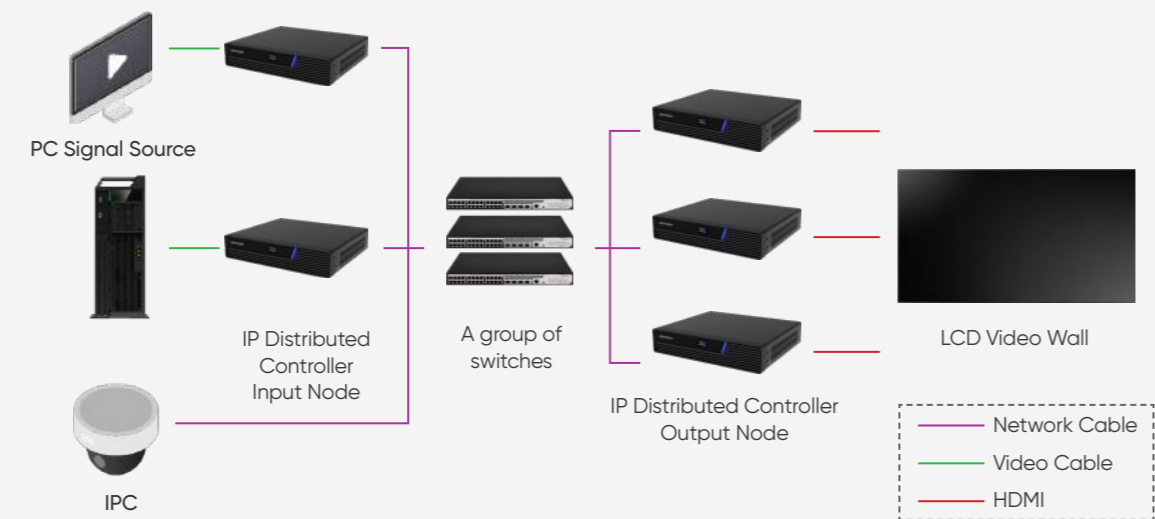
Professional command centers require a large number of on-screen displays, diverse input sources from various subsystems with different signal formats and connector types, and operations teams with specified roles, daily tasks, and shifts. It is essential to build a reliable, large-scale video wall that offers high, reliable performance, and desktop displays for each operator with flexible, effective content management.

For operators to quickly gauge the general status of the site and cooperate effectively, Hikvision offers two separate and reciprocal systems: the IP Distributed Control System and the KVM System (Keyboard, Video, Mouse).

IP Distributed Control System

Traditional centralized video wall management systems suffer from limited transmission distances, signals, and screen splicing. IP distributed control system helps to break such boundaries, bringing unlimited central management to the user's fingertips.

Distributed System

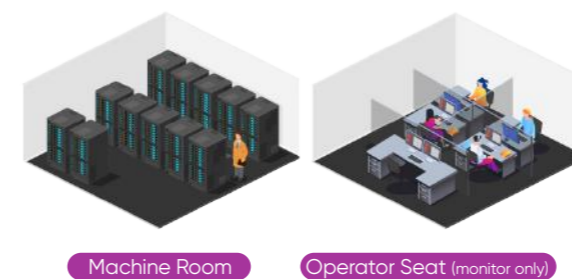
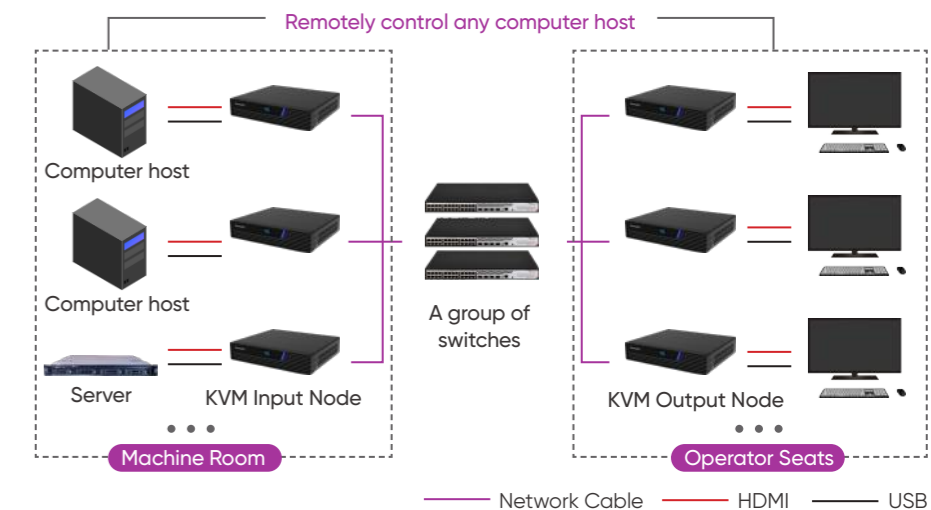


Distributed VS. Centralized Video Wall Management System

System	Centralized System (C30S)	Distributed System
Transmission Distance	Max. 40 m From input signal to output signal	Unlimited
Input Signals	Max. 88 HDMI signals	Unlimited
Output Signals	Max. 8 Video walls with totally 88 screens	Max.15 Video Walls; each video wall supports up to 360 screens
Extensibility	Only minor upgrades can be made depending on the available chassis	Nearly unlimited extensibility
Availability	Medium	High availability: As a distributed system with a fail-safe design, the failure of one node will not lead to the whole system failure.

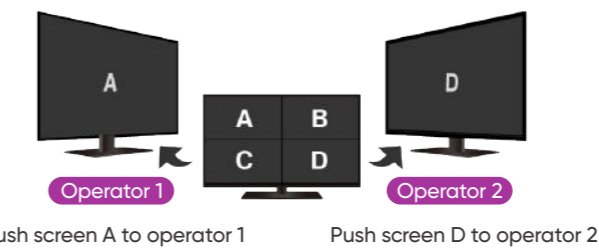
KVM System (Keyboard, Video, Mouse)

For command centers with loads of industrial software to manage, a KVM system can help to elevate efficiency while enhancing security.



Operator-machine Separation

Centrally placing the PC hosts and servers in the machine room, and monitoring only from the operators' seat, improves data and property security.



Easy Screen Sharing & Taking Over

Free and flexible screen sharing and taking over raises team collaboration efficiency.



One Person Multi-machine Operation

- One mouse & keyboard set can control up to 15 monitors. Just slip the mouse over the screen border to control another screen.
- Cross-system control is supported. For instance, screen A is Windows and screen B is Linux.
- Users also get support for up to 4 divisions per screen to control multiple systems on one monitor.

RECOMMENDED PRODUCTS

IP Distributed Control System

Model	DS-C80N-01HI/4K	DS-C80N-01HO/4K	Model	DS-C80K-01HI/4K	DS-C80K-01HO/4K
Image			Image		
Input/output	HDMI × 1 Input	HDMI × 1 Output	Input/output	HDMI × 1 Input	HDMI × 1 Output
Resolution	4,096 × 2,160 @ 60Hz	4,096 × 2,160 @ 60Hz	Resolution	4,096 × 2,160 @ 60Hz	3,840 × 2,160 @ 60Hz
Audio Interface	Supported	Supported	Audio Interface	Supported	Supported

KVM System

Model	DS-C80N-01HI/4K	DS-C80N-01HO/4K	Model	DS-C80K-01HI/4K	DS-C80K-01HO/4K
Image			Image		
Input/output	HDMI × 1 Input	HDMI × 1 Output	Input/output	HDMI × 1 Input	HDMI × 1 Output
Resolution	4,096 × 2,160 @ 60Hz	4,096 × 2,160 @ 60Hz	Resolution	4,096 × 2,160 @ 60Hz	3,840 × 2,160 @ 60Hz
Audio Interface	Supported	Supported	Audio Interface	Supported	Supported

Indoor LED Displays

Model	DS-D4009BW-2FC	DS-D4012CW-2FQ	DS-D4012CW-2F	DS-D4012CS-1F
Image				
LED Lamp	P0.9375 Flip-chip COB	P1.25 SMD LED with Glue	P1.25 SMD Triad LED	P1.25 SMD Triad LED
Brightness	600 nits	600 nits	600 nits	600 nits
Cabinet Size	600 × 3375 mm	600 × 3375 mm	600 × 3375 mm	640 × 480 mm

Video Wall Controller

Model	DS-C30S-S23	Model	DS-6901UDI(C)	DS-6904UDI(C)
Image		Image		
Slot	23	Max. Decoding Capacity	16-ch 1,080P and below	64-ch 720P and below
Features	Support for input board, output board, decoding board and LED controller board free inserting	Video Input Interfaces	-	HDMI × 2
		Output Interfaces	HDMI × 1	HDMI × 4

Decoders

Model	DS-C30S-S23	Model	DS-6901UDI(C)	DS-6904UDI(C)
Image		Image		
Slot	23	Max. Decoding Capacity	16-ch 1,080P and below	64-ch 720P and below
Features	Support for input board, output board, decoding board and LED controller board free inserting	Video Input Interfaces	-	HDMI × 2
		Output Interfaces	HDMI × 1	HDMI × 4

Decoders

Model	DS-6908UDI(C)	DS-6910UDI(C)	DS-6912UDI(C)	DS-6916UDI(C)
Image				
Max. Decoding Capacity	128-ch 720P and below	160-ch 720P and below	192-ch 720P and below	256-ch 720P and below
Video Input Interfaces	HDMI × 2	HDMI × 2	HDMI × 2	HDMI × 2
Output Interfaces	HDMI × 8	HDMI × 10	HDMI × 12	HDMI × 16

LCD Displays

Model	DS-D2046LU-Y	DS-D2049LU-Y	DS-D2055LU-Y	DS-D2055HU-Y	DS-D2055LE-G
Image					
Size	46"	49"	55"	55"	55"
Bezel Width	3.5 mm	3.5 mm	3.5 mm	3.5 mm	1.8 mm
Brightness	500 nits	500 nits	500 nits	700 nits	500 nits

LCD Displays

Model	DS-D2055HE-G	DS-D2055LR-G	DS-D2055HR-G	DS-D2065LU-Y
Image				
Size	55"	55"	55"	65"
Bezel Width	1.8 mm	0.88 mm	0.88 mm	3.5 mm
Brightness	700 nits	500 nits	700 nits	500 nits