

SURROUND by Laminex™



Decorative Wall Panelling



Surround by Laminex™ — a modern range of decorative wall panels for your next interior project.

The boldness of Batten 25 is highlighted by Dulux Blue Rhapsody in this moody and dramatic space.

Cover

A three-quarter wall application of Classic VJ 100 is applied to a classic hallway entry finished with wide skirting, a small shelf, and Dulux Snowy Mountains paint.



Instantly elevate your space with these versatile, hard-working panels designed for wall linings and interior surfaces. The range of pre-primed MDF panels can be applied directly onto prepared plasterboard, timber, steel, brick or masonry wall surfaces and finish with your chosen paint colour.

Available in a range of contemporary and popular traditional profiles — from timeless vertical and horizontal battens, to contemporary scallops, and soft undulating curves — all panels are easy-to-install, made in Australia, primed, and ready to be finished in your chosen paint colour.

Opposite

Details of a mudroom storage nook lined with Batten 75 in Dulux Serpent, with contrast joinery in Laminex Classic Oak.



Contemporary designs

Experiment with scalloped and curved styles or the timeless look of vertical boards for instant texture and depth. All panels are designed in harmony, enabling multiple panels and profiles to be installed on a single surface.

Durable interior panels

Surround by Laminex™ panels are an impact-resistant, moisture resistant, medium density fibreboard (MDF) product. Apply across interior surfaces including hallways, kitchens, dining areas, bedrooms, living areas, playrooms, foyers, bathrooms, laundries and more.

Sustainable Australian manufacturing

All products are proudly made in Australia. Laminex is committed to sourcing the best available and environmentally sustainable timbers, manufactured locally in accordance with the Australian Standard ‘Chain of custody for forest products’ system (AS 4707:2014), and in compliance with the National Construction Code.

Fast and easy installation

Easy-to-install panels connect via a tongue and groove system for superior fit and finish. Profiles arrive pre-primed to save you time — simply paint the colour of your choosing. Refer to the Installation and Fabrication Manual for installation requirements to get the best visual outcomes accounting for fluctuations in temperature and humidity.



Vertical Application



Impact Resistant



Low Sanding



Paintable



*Wet Area Applications



Dimensional Stability

*Refer to the Installation and Fabrication Manual for more details

SURROUND
by Laminex™



A proud
Australian
manufacturer

Scalloped 45 in Dulux Heavenly is the perfect backdrop for the sculptural forms in this contemporary dining room.



Batten 25

A statement design showcasing narrow boards presented in a graphic, tight formation. Featuring defined edges and deeper routing, this profile is ideal for feature wall application.



Batten 75

A modern profile with slim battens defined by deep, vertical-edged grooves. Apply as a standalone surface with a masculine edge, or style with contrasting materials for added warmth.



Above

Batten 25 painted with Dulux Clay Court provides warmth and texture to a bedroom, with a nod to mid-century architecture.

Left

Batten 75 painted in Dulux Serpent creates an earthy backdrop to this mudroom with joinery in Laminex Classic Oak.

Batten 100

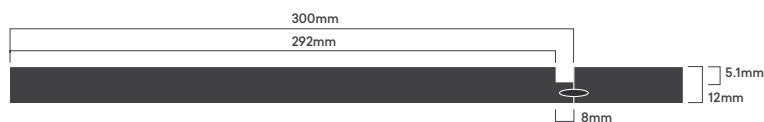
Contemporary panelling featuring timeless vertical lines separated by straight-edged grooves. Bold recesses between boards offer a versatile and modern alternative to traditional VJ panels, creating new a design classic.



Choose from four batten profiles ranging from narrow to wide.

Batten 300

The widest of the Batten profile, the panels are pronounced and contemporary. The 300mm battens are most effectively applied across large surfaces for a confident and polished interior.



Above


Batten 100 installed across a wall and ledge characterises a coastal bedroom scheme in Dulux Harmonious.

Left

Batten 300 creates a sophisticated mood in this modern boardroom in Dulux Charred Clay.

Classic VJ 100

Classic tongue and groove panelling offers a timeless backdrop to complement any interior style. Featuring linear boards separated by vertical joins (VJ), this profile creates a subtly-textured backdrop for period homes and modern interiors alike.



Left

A clever reading nook becomes a sophisticated, textured space with the addition of Classic VJ 100.

Below left

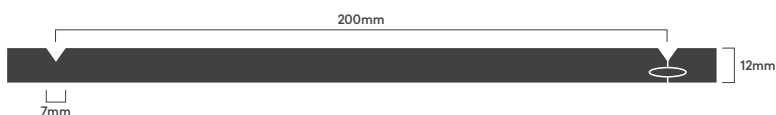
Classic VJ 200 used in a vertical application create a robust surface for this entrance hallway in Dulux Silkworth.

Below right

The fine horizontal lines of Classic VJ 200 add cosiness to this living area finished in clean Dulux Rottneest Island.

Classic VJ 200

Introduce subtle texture to a living or working area with this clean and streamlined surface. The Classic VJ 200 is the widest take on this timeless panel.




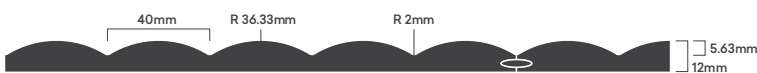
Demi Round 20

A subtle variation of the Demi Round profile featuring narrow curving rods. The repetition of gently-rounded edges adds interest and warmth to an interior space, without overpowering the wider scheme.



Demi Round 40

Soften your interior surfaces with this contemporary, curving profile. Demi Round 40 is particularly conducive to half-wall application to bring warmth to a tiled or plastered base.



Above left

Demi Round 20 painted in soft Dulux Clay Pipe adds a gentle depth and personality to this bedroom.

Above right

Demi Round 20 is applied to a split feature wall painted in Dulux Mount Buller (upper) and Dulux Snowy Mountains (lower), separated with a classic dado-rail.

Left

Demi round 40 creates mood in this bathroom painted in Dulux Highland Green.

French Stripe 30

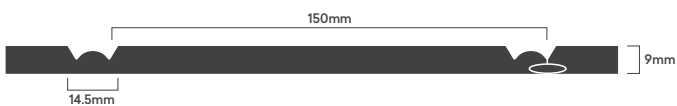
Equally spaced battens and grooves give the illusion of a striped effect in this elegant profile. Panels exude European sophistication in their simplicity, conducive to a neutral yet impactful surface or wall.



Narrow stripes add depth and dimension to a modern interior.

Heritage 150

Vertical timber panelling featuring wider boards defined by understated, curving joints. A classic profile at home in either a heritage home or contemporary setting.



Above
French Stripe 30 in Dulux Bleaches complements an intimate and refined dining area.

Left
Heritage 150 in Dulux Bruin Spice paired with Laminex Sandy Birch and modern fixtures creates a contemporary mudroom interior.

Scallop 22.5

A stylish design characterised by undulating curves and distinct peaks. Add a contemporary touch with a narrow-scalloped design that plays on light and shadow.



Left

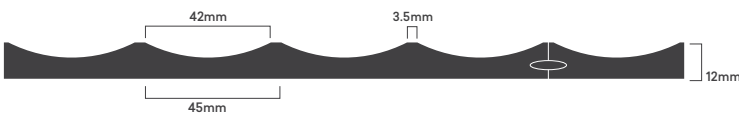
A sophisticated living room created with Scallop 22.5, painted with elegant Dulux Winter Sea.

Below

Scallop 45 in Dulux Gully creates a rich and soothing bedroom inspired by the natural environment.

Scallop 45

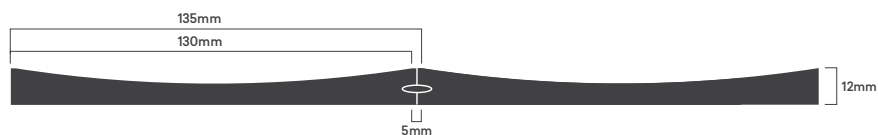
A stylish and popular scalloped design characterised by wide, softly undulating curves. This profile can be applied across an entire wall, or paired in tandem with Scallop 22.5 as a statement surface.



Highlight the boldness of curved forms with natural light falling across the surface of the profile.

Scallop 135

Generous, defined curves meet in Scallop 135, designed to sit quietly within a sophisticated home or commercial interior. This subtle structure brings a softness to a large surface, creating an overall sense of calm.



Above

Referencing the calm of a yoga studio, the Scallop 135 adds interest without being busy. Painted here in Dulux China Doll Half

Right

A painted batten trim divides Scallop 45 and Scallop 22.5 on this split feature wall, creating intimacy and interest in a dining room.



Surround by Laminex™ panels are a ready-made, pre-primed surface product designed for fast and easy installation.

Step 1: Planning

Consult the Surround by Laminex™ Installation and Fabrication Manual before application for detailed product instructions and a list of basic equipment required.

Step 2: Preparation


Preparing your surface is vital to the correct installation of Surround by Laminex panels. The Installation and Fabrication Manual provides instructions specific to your chosen environment and product.

Step 3: Installation

Connect panels together via a simple tongue and groove system, then fix to timber stud walls; steel framed walls; brick; block; masonry; or plaster surface. Some environments may benefit from professional (non-specialty) trades.

Step 4: Finishes

Surround by Laminex™ panels are ready-made and pre-primed – simply finish with your chosen paint colour. Refer to the Installation and Fabrication Manual for painting preparation.
















Surround by Laminex panels connect together with a simple tongue and groove system. Scan the QR code for how to install or find more inspiration at surroundbylaminex.com.au



Right

A hard-working study nook created with Batten 100 in Dulux warm granite, combined with joinery in Natural Oak.



Profile		Sizes					Dimensions	
		900 x 1200	2400 x 1200	2700 x 1200	3000 x 1200	3600 x 1200	Weight (kg/m³)	Thickness
Batten 25								
	MR	✓	✓		✓		9.2	12mm
	FR		✓		✓		9.2	12mm
Batten 75								
	MR		✓		✓		9.2	12mm
	FR		✓		✓		9.2	12mm
Batten 100								
	MR	✓	✓		✓		9.2	12mm
	FR		✓		✓		9.2	12mm
Batten 300								
	MR		✓		✓	✓	9.2	12mm
	FR		✓		✓	✓	9.2	12mm
Classic VJ 100								
	MR	✓	✓	✓	✓	✓	6.9	9mm
	FR		✓		✓	✓	6.9	9mm
Classic VJ 200								
	MR		✓		✓	✓	9.2	12mm
	FR		✓		✓	✓	9.2	12mm
Demi Round 20								
	MR	✓	✓		✓		9.2	12mm
	FR		✓		✓		9.2	12mm
Demi Round 40								
	MR	✓	✓		✓		9.2	12mm
	FR		✓		✓		9.2	12mm

Profile	Sizes					Dimensions	
	900 x 1200	2400 x 1200	2700 x 1200	3000 x 1200	3600 x 1200	Weight (kg/m ³)	Thickness
French Stripe 30							
	MR	✓		✓		9.2	12mm
	FR	✓		✓		9.2	12mm
Heritage 150							
	MR	✓	✓		✓	6.9	9mm
	FR		✓		✓	6.9	9mm
Scallop 22.5							
	MR	✓	✓		✓	9.2	12mm
	FR		✓		✓	9.2	12mm
Scallop 45							
	MR	✓	✓	✓	✓	9.2	12mm
	FR		✓		✓	9.2	12mm
Scallop 135							
	MR	✓		✓		9.2	12mm
	FR	✓		✓		9.2	12mm

 Moisture Resistant Option
 Fire Rated Option (MTO Only)

Can't find us in store?
Order at the Trade Counter.

Technical and warranty Information

All technical information including Availability Guides, SDS, Technical Data Sheets, Fabrication & Installation Guide and Warranties are located at **laminex.com.au**

Surround by Laminex products have a 12 month warranty.

The designs of the Surround By Laminex range are protected by Australian Design Registrations.

Visit Us

For location of your closest showroom or more information visit laminex.com.au

Call Us

For any enquiries 132 136

Follow Us

 facebook.com/surroundau

 au.pinterest.com/surroundau

 instagram.com/surround_au

 [youtube.com/Surround AU](https://youtube.com/SurroundAU)

SURROUND
by Laminex™



A proud
Australian
manufacturer

