



New Construction

HOUSING MARKET UPDATE

May 2024

Austin and Surrounding Areas

Including Bell, Hays, Travis, and
Williamson Counties





Austin - Round Rock MSA**

Quick Look Market Report

May 2024



Months of Inventory

4.0

↑ 0.2 YoY



Active Listings

3,473

↑ 12.9% YoY



Closed Sales

971

↓ -9.3% YoY



Average Days on Market

78

↓ 27 days less YoY



Average Days to Close

48

↓ 9 days less YoY




Median Price

\$399,990

↓ -9.8% YoY

**Includes Bastrop, Caldwell, Hays, Travis, and Williamson Counties.

Source: Texas REALTORS®
Stats for New Construction Only.



Bell County Quick Look Market Report

May 2024



Months of Inventory

5.6

↑ 0.7 YoY



Active Listings

502

↑ 34.6% YoY



Closed Sales

108

↓ -5.3% YoY



Average Days on Market

109

↑ 2 days more YoY



Average Days to Close

37

↓ 1 day less YoY



Median Price

\$300,000

↓ -13.4% YoY

Source: Texas REALTORS®
Stats for New Construction Only.



Hays County Quick Look Market Report

May 2024



Source: Texas REALTORS®
Stats for New Construction Only.



Travis County Quick Look Market Report

May 2024



Source: Texas REALTORS®
Stats for New Construction Only.



Williamson County Quick Look Market Report

May 2024



Source: Texas REALTORS®
Stats for New Construction Only.



Austin

Quick Look Market Report

May 2024



Months of Inventory

6.4

↑ 0.8 YoY



Active Listings

576

↑ 18.3% YoY



Closed Sales

68

↓ -46.5% YoY



Average Days on Market

100

↑ 8 days more YoY



Average Days to Close

36

↓ 24 days less YoY



Median Price

\$802,354

↑ 33.8% YoY

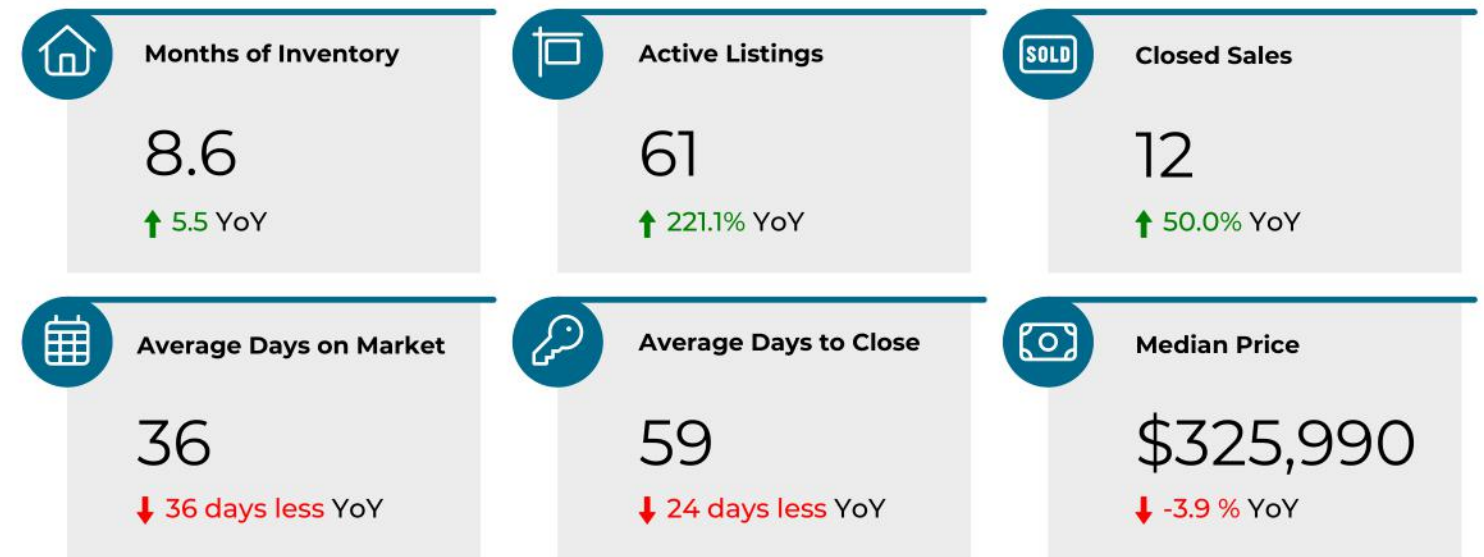
Source: Texas REALTORS®
Stats for New Construction Only.



Buda

Quick Look Market Report

May 2024



Source: Texas REALTORS®
Stats for New Construction Only.



Cedar Park Quick Look Market Report

May 2024

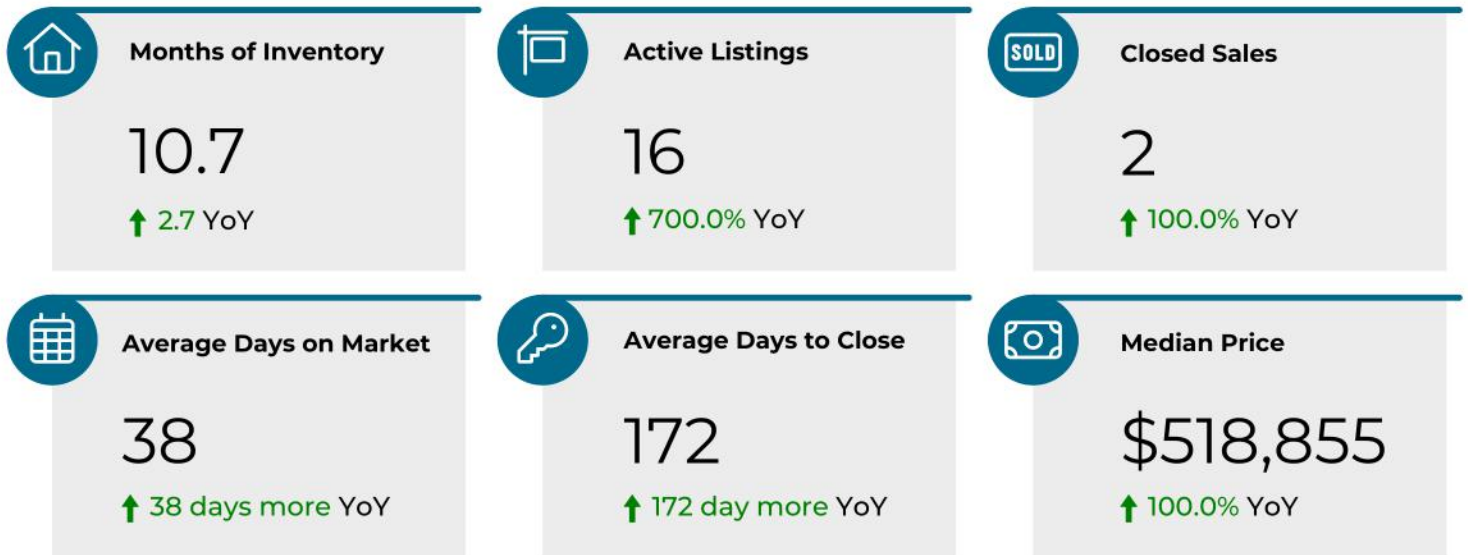


Image courtesy of the City of Cedar Park.
Source: Texas REALTORS®
Stats for New Construction Only.



Dripping Springs (78620)* Quick Look Market Report

May 2024



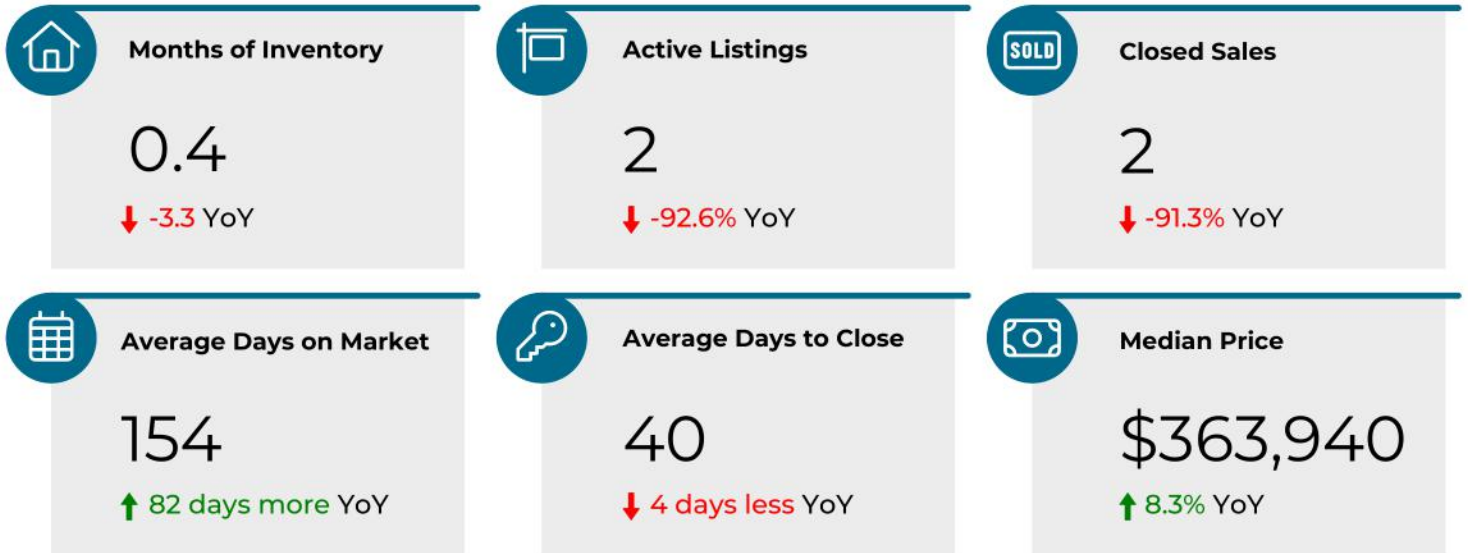
*Based on zip code
Source: Texas REALTORS®
Stats for New Construction Only.



Elgin

Quick Look Market Report

May 2024



Source: Texas REALTORS®
Stats for New Construction Only.



Georgetown Quick Look Market Report

May 2024



Months of Inventory

2.1

↓ -1.9 YoY



Active Listings

47

↓ -48.9% YoY



Closed Sales

17

↓ -66.7% YoY



Average Days on Market

63

↓ 65 days less YoY



Average Days to Close

32

↓ 31 days less YoY



Median Price

\$443,360

↑ 12.3% YoY

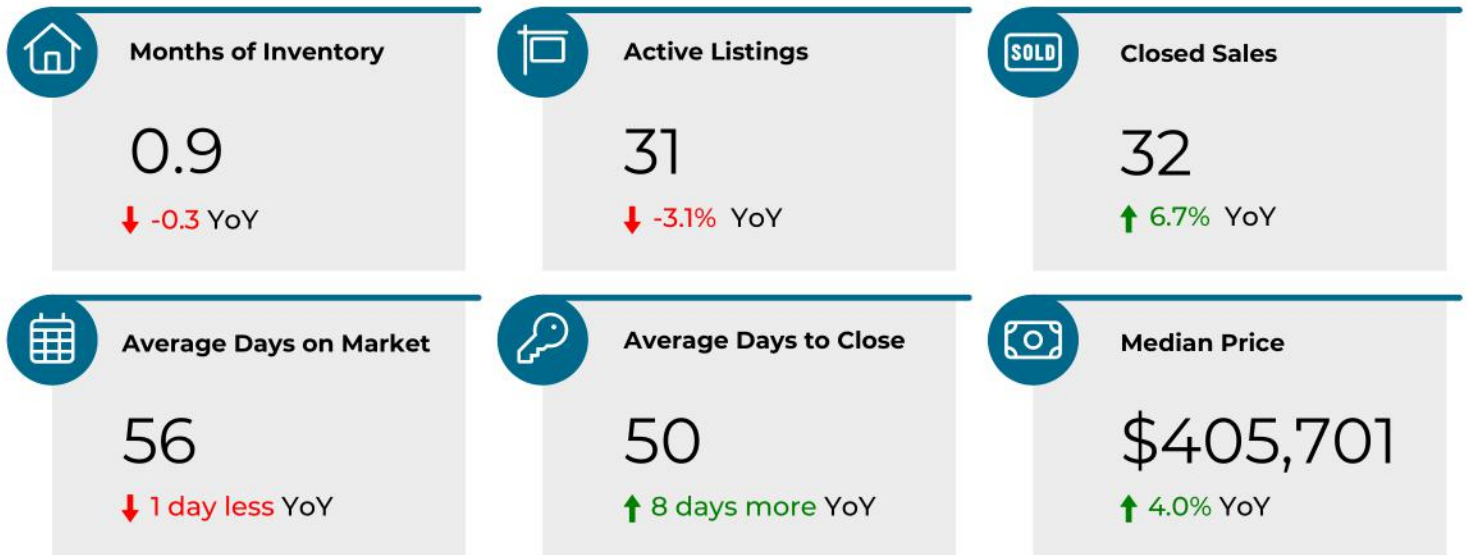
Source: Texas REALTORS®
Stats for New Construction Only.



Hutto

Quick Look Market Report

May 2024



Source: Texas REALTORS®
Stats for New Construction Only.



Jarrell (76537)*

Quick Look Market Report

May 2024



Months of Inventory

3.4

↑ 1.4 YoY



Active Listings

122

↑ 103.3% YoY



Closed Sales

67

↑ 131.0% YoY



Average Days on Market

42

↓ 18 days less YoY



Average Days to Close

46

↑ 8 days more YoY



Median Price

\$282,500

↓ -10.3% YoY

*Based on zip code

Source: Texas REALTORS®

Stats for New Construction Only.



Kyle (78640)*

Quick Look Market Report

May 2024



Months of Inventory

4.0

↓ -0.7 % YoY



Active Listings

386

↑ 25.7% YoY



Closed Sales

150

↑ 57.9% YoY



Average Days on Market

65

↓ 48 days less YoY



Average Days to Close

50

↓ 3 days less YoY



Median Price

\$351,220

↓ -5.1% YoY

*Based on zip code

Source: Texas REALTORS®

Stats for New Construction Only.



Lago Vista Quick Look Market Report

May 2024



Months of Inventory

7.5

↑ 2.3 YoY



Active Listings

77

↓ -3.8% YoY



Closed Sales

12

↓ -7.7% YoY



Average Days on Market

205

↑ 53 days more YoY



Average Days to Close

26

↓ 24 days less YoY



Median Price

\$530,860

↑ 1.4% YoY

Source: Texas REALTORS®
Stats for New Construction Only.



Lakeway

Quick Look Market Report

May 2024



Months of Inventory

2.3

↓ -8.2 YoY



Active Listings

8

↓ -61.9% YoY



Closed Sales

2

↓ -66.7% YoY



Average Days on Market

128

↑ 49 days more YoY



Average Days to Close

40

↓ 1 day less YoY



Median Price

\$1,180,000

↑ 44.5% YoY

Source: Texas REALTORS®
Stats for New Construction Only.



Leander Quick Look Market Report

May 2024



Months of Inventory

2.7

↓ -0.2 YoY



Active Listings

58

↓ -25.6% YoY



Closed Sales

11

↓ -68.6% YoY



Average Days on Market

42

↓ 44 days less YoY



Average Days to Close

45

↓ 49 days less YoY



Median Price

\$574,530

↑ 11.6% YoY

Photo Source: City of Leander Facebook

Source: Texas REALTORS®

Stats for New Construction Only.



Liberty Hill (78642)*

Quick Look Market Report

May 2024



Months of Inventory

4.8

↑ 1.2 YoY



Active Listings

216

↑ 28.6% YoY



Closed Sales

50

↓ -32.4% YoY



Average Days on Market

102

↓ 51 days less YoY



Average Days to Close

52

↓ 2 days less YoY



Median Price

\$556,210

↑ 0.7% YoY

*Based on zip code

Source: Texas REALTORS®

Stats for New Construction Only.



Manor

Quick Look Market Report

May 2024



Months of Inventory

2.9

↑ 1.1 YoY



Active Listings

33

↑ 22.2% YoY



Closed Sales

19

↑ 90.0% YoY



Average Days on Market

31

↓ 82 days less YoY



Average Days to Close

56

↓ 3 days less YoY



Median Price

\$348,003

↓ -11.2% YoY

Source: Texas REALTORS®
Stats for New Construction Only.



Marble Falls Quick Look Market Report

May 2024



Months of Inventory

1.3

↓ -3.3 YoY



Active Listings

5

↓ -37.5% YoY



Closed Sales

1

↓ -75.0% YoY



Average Days on Market

34

↓ 140 days less YoY



Average Days to Close

29

↓ 10 days less YoY



Median Price

\$3,175,000

↑ 860.7% YoY

Source: Texas REALTORS®
Stats for New Construction Only.



Pflugerville

Quick Look Market Report

May 2024

 **Months of Inventory**

2.5

↓ -1.8 YoY

 **Active Listings**

40

↓ -34.4% YoY

 **Closed Sales**

18

↓ -14.3% YoY

 **Average Days on Market**

89

↓ 5 days less YoY

 **Average Days to Close**

37

↓ 19 days less YoY

 **Median Price**

\$400,000

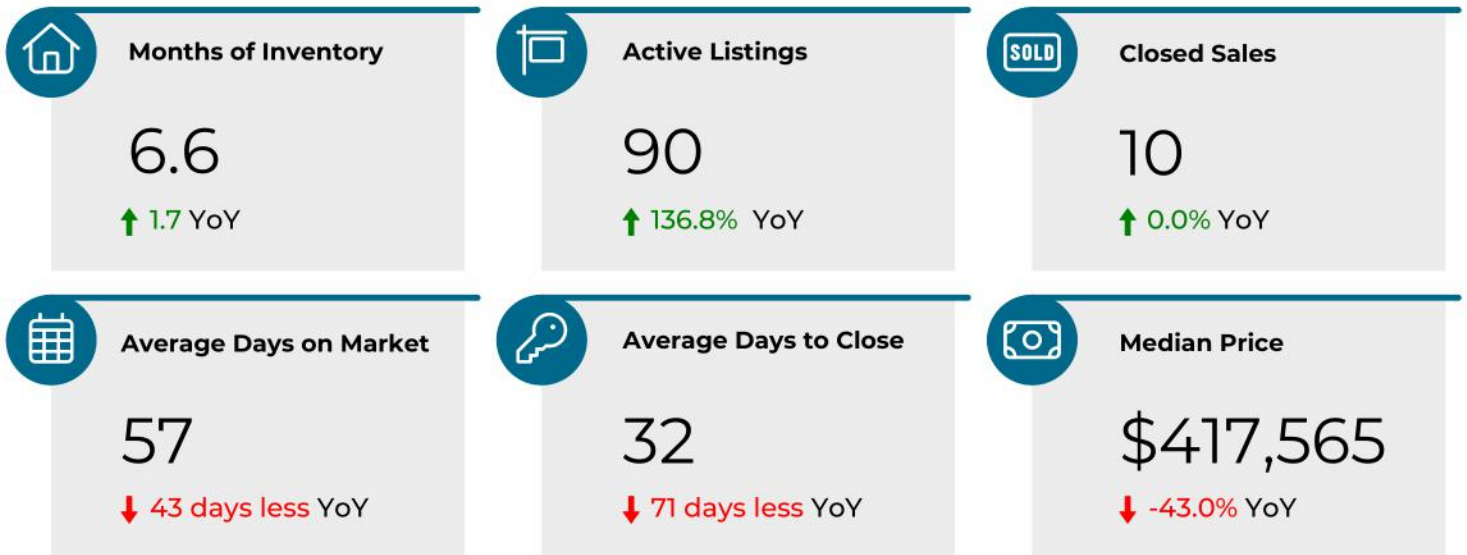
↓ -25.9% YoY

Source: Texas REALTORS®
Stats for New Construction Only.



Round Rock Quick Look Market Report

May 2024



Source: Texas REALTORS®
Stats for New Construction Only.

CHECK BACK NEXT MONTH!

Reach out to one of our business
development representatives if you
have questions!

Convenient Central Texas Locations

6th and Lamar

524 N Lamar Blvd.
Ste 200
Austin, TX 78703
(512) 472-8421 main
(512) 478-6038 fax

Barton Oaks

901 S MoPac Expy
Bldg III, Ste 100
Austin, TX 78746
(512) 472-9231 main
(512) 472-3101 fax

Cedar Park at

James Avery Plaza
6300 183A Frontage Rd
Ste 280
Cedar Park, TX 78641
(512) 254-7678 main

Lake Travis – 620

1313 Ranch Rd 620 S
Ste 101
Lakeway, TX 78734
(512) 263-5651 main
(512) 263-5800 fax

Round Rock – City Centre

559 S IH-35
Ste 300
Round Rock, TX 78664
(512) 582-4900 main
(512) 857-1148 fax

Steck and Mopac

8200 N Mopac Expy
Ste 100
Austin, TX 78759
(512) 795-8434 main
(512) 795-9062 fax



stewart.com/austin



© 2023 Stewart. All rights reserved.