



Designed in France • Manufactured in China

WELDING COLLISION REPAIR CHARGE



MMA - TIG - MIG-MAG - PLASMA CUTTING - PROTECTION
DENT PULLING - CHARGERS - BSU - STARTERS - BOOSTER - ACCESSORIES

2026

A solid manufacturing group



900 people

C1+

Credit Rating
Banque de France



€ 140 000 000



55 000 m²
2 factories



CHINESE MANUFACTURER
SINCE 2001

A family company



Nicolas & Bruno
Bouygues



Global coverage

125 countries

5 catalogues

3 500+ references



MMA/SMAW
TIG/GTAW
MIG-MAG/
GMAW-FCAW
Plasma cutting
Stud welding
Spot welding
Accessories
Protection
Consumables



Spot welding
Dent pulling
MIG-MAG/
GMAW-FCAW
Plasma cutting
Induction heating
Riveting
Lifting
Bodyshop tools



Chargers
Battery support units
Boosters
Starters
Testers
Portable energy
Jumper cables
EV charging
Accessories



Releasing
Shrink-fitting
Stripping
Straightening
Dent removal
Bending
Brazing



MMA/SMAW
TIG/GTAW
MIG-MAG/
GMAW-FCAW
Plasma cutting
Charge

GYS China factory

100% integrated production



 **GYS FRANCE**
Laval

 **GYS CHINA**
Shanghai

 **GYS GERMANY**
Aachen

 **GYS U.K.**
Rugby

 **GYS ITALIA**
Venezia

 **GYS IBERICA**
Madrid

2 Modern factories

Table of contents

MMA/SMAW	4 > 11
TIG/GTAW	12 > 13
MIG-MAG WELDING	14 > 23
PLASMA CUTTING	24
ACCESSORIES WELDING	25 > 28
INDIVIDUAL PROTECTIONS	28 > 31

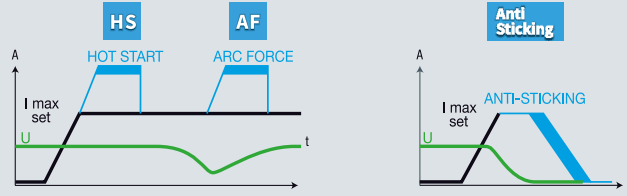
MIG-MAG COLLISION REPAIR	32 > 33
DENT PULLING	34 > 47
GLUE PULLING REPAIR	41
ACCESSORIES COLLISION REPAIR	48 > 51
CHARGERS & BATTERY SUPPORT UNIT	52 > 63
STARTERS	64 > 65
BOOSTERS	66 > 74
JUMPER CABLES • INVERTERS • TESTERS	75 > 80



GYSMI

MMA INVERTER

100 ▶ 200 A




230 V

GYSMI 100A

230 V • 1 ~

100 A ⚡ — Ø 1.6+2.5 mm

HS AF Anti Sticking



1.6 m, 10 mm² + 1.6 m, 10 mm²
083622 ☞/♁ 29 × 17 × 16 cm / 3.2 kg




1.6 m, 10 mm² + 1.6 m, 10 mm² +
085107 ☞/♁ 35 × 14 × 30 / 3.6 kg

GYSMI 120A

230 V • 1 ~

120 A ⚡ — Ø 1.6+3.2 mm

HS AF Anti Sticking




1.6 m, 10 mm² + 1.6 m, 10 mm²
083639 ☞/♁ 33 × 14 × 27 cm / 4.5 kg

GYSMI 160A


230 V • 1 ~

160 A ⚡ — Ø 1.6+5 mm


HS AF Anti Sticking



1.6 m, 16 mm² + 1.6 m, 16 mm²
083646 ☞/♁ 30 × 18 × 17 cm / 4.6 kg



1.6 m, 16 mm² + 1.6 m, 16 mm²
083790 ☞/♁ 33 × 14 × 27 cm / 5.2 kg

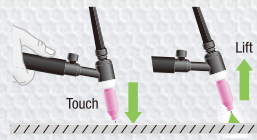


1.6 m, 16 mm² + 1.6 m, 16 mm² + Techno 11
083745 ☞/♁ 38 × 22 × 24 cm / 5.1 kg



1.6 m, 16 mm² + 1.6 m, 16 mm² + Techno 11 +
083752 ☞/♁ 39 × 31 × 25 cm / 6.4 kg

TIG LIFT




230 V

GYSMI 200A


230 V • 1 ~

200 A Ø 1.6+5 mm

HS AF Anti Sticking



1.6 m, 16 mm² + 1.6 m, 16 mm²
083653 ☑/⚠ 34 × 20 × 18 cm / 5 kg



1.6 m, 16 mm² + 1.6 m, 16 mm²
088665 ☑/⚠ 33 × 27 × 19 cm / 6.2 kg

NEW

GYSMI E160


230 V • 1 ~

160 A Ø 1.6+4 mm

HS AF Anti Sticking TIG LIFT



083776 ☑/⚠ 33 × 13 × 27 cm / 5.2 kg



1.6 m, 16 mm² + 1.6 m, 16 mm² + Techno 11
083783 ☑/⚠ 38 × 22 × 24 cm / 5.1 kg

	~			I ₂								INTEGRATED TECHNOLOGY					X% GYS (20°C) for normal use	EN60974-1 (40°C)			
				(MMA) A	(TIG) A		Ø mm	Ø1.6	Ø2	Ø2.5	Ø3.2	Ø4	Ø5	HS	AF	Anti sticking		TIG Lift	ADS		
GYSMI 100A	1	230V	16	10 → 100	—	1.6 → 2.5	62	50	20	—	—	—	—	—	—	25% @ 100 A	50 A	14%	63 V	6.5 kW	7.5 kVA
GYSMI 120A	1	230V	16	10 → 120	—	1.6 → 3.2	62	50	47	24	—	—	—	—	—	40% @ 120 A	70 A	20%	64 V	4.5 kW	5.0 kVA
GYSMI 160A	1	230V	16	10 → 160	—	1.6 → 4	62	50	38	18	7	—	—	—	—	20% @ 160 A	85 A	10%	72 V	6.5 kW	7.5 kVA
GYSMI 200A	1	230V	32	20 → 200	—	1.6 → 5	62	50	47	31	16	6	—	—	—	20% @ 200 A	90 A	10%	63 V	7.5 kW	10 kVA
GYSMI E160	1	230V	16	10 → 160	—	1.6 → 4	62	50	38	18	7	—	—	—	—	20% @ 160 A	85 A	10%	66 V	6.5 kW	7.5 kVA

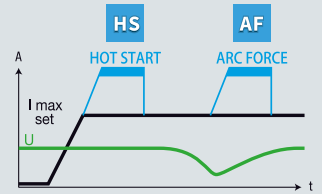


GYSTEC

MMA INVERTER

160 ▶ 200 A

P400 PROTEC 400



230 V

GYSTEC 160 LA

230 V • 1 ~

160 A

↔ Ø 1.6 → 4 mm

HS AF Anti Sticking TIG LIFT



1.6 m, 16 mm² + 1.6 m, 16 mm²

084902 ☑/▲ 30 × 18 × 22 cm / 4.8 kg

GYSTEC 180 LA

230 V • 1 ~

180 A

↔ Ø 1.6 → 4 mm

HS AF Anti Sticking TIG LIFT



2 m, 16 mm² + 1.6 m, 16 mm²

083554 ☑/▲ 37 × 17 × 31 cm / 6.9 kg



GYSTEC 200 LA

230 V • 1 ~

200 A

↔ Ø 1.6 → 5 mm

HS AF Anti Sticking TIG LIFT



3 m, 16 mm² + 3 m, 16 mm²

084926 ☑/▲ 37 × 17 × 31 cm / 7.3 kg



NEW

1.6 m, 16 mm² + 1.6 m, 16 mm²

088436 ☑/▲ 33 × 19 × 27 cm / 5.4 kg



2 m, 16 mm² + 1.6 m, 16 mm² + Techno 11

084919 ☑/▲ 37 × 22 × 27 cm / 6 kg



OPTIONS

TIG TORCH
TIG torch kit SR17V (valve)

4 m, 10/25 mm²
087583





MMA INVERTER 200 A



MMA/ SMAW


INVERTER
1~ & 3~ • 200, 400 A

PROGYS 8



ACCESSORIES & CONSUMABLES 14

230 V


PROGYS 200 CEL 

200 A $\varnothing 1.6+5\text{ mm}$

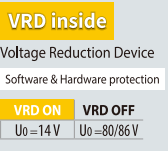
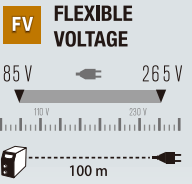
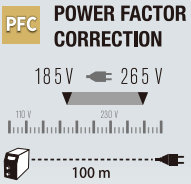
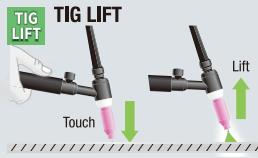
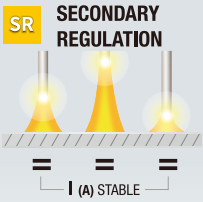
P400 SR VRD inside HS AF **CEL** cellulosic

Anti Sticking \uparrow MMA PULSE \uparrow Dynamic arc system

ALU aluminium TIG LIFT TIG PULSE



CE NORM. EN60974-1	MADE IN GYS CHINA	50/60 Hz	m	I ₂ MMA	I ₂ MMA
PROGYS 200 CEL	230 V 1~	2	16	20 → 200	
PROGYS 200 FV	230 V 1~	2	16	10 → 200	
	110 V 1~		32	10 → 120	
PROGYS 220 FV CEL	230 V 1~	2	16	10 → 220	
	110 V 1~		32	10 → 120	



110 · 230 V FV

PROGYS 200 FV

200 A ⚡ Ø 1.6÷5 mm

P400 PFC FV SR VRD inside HS AF

Dynamic arc system MMA PULSE Anti Sticking

TIG LIFT AD

3 m, 16 mm² + 3 m, 16 mm²

083615

PROGYS 220 FV CEL

220 A ⚡ Ø 1.6÷5 mm

P400 PFC FV SR VRD inside HS AF

CEL cellulosic Dynamic arc system

MMA PULSE Anti Sticking ALU aluminium

TIG LIFT TIG PULSE AD IP 23

3 m, 25 mm² + 3 m, 25 mm²

082755

INTEGRATED TECHNOLOGY														X% GYS (20°C)	EN60974-1 (40°C)		Protected & compatible power generator (+/-15%)	L × W × H cm / kg					
P400	PFC	FV	SR	VRD	HS	AF	Anti sticking	CEL	ALU	Dynamic arc	MMA pulse	TIG Lift	TIG pulse	AD	IP23	for normal use			I (60%)	X% (I2max)	100%	Uo	10 kW
■	—	—	■	■	■	■	■	■	■	■	■	■	■	■	—	25% @ 200A	100 A	10%	90 A	81 V	10 kW	12.5 kVA	37 x 25 x 31 / 10.2
■	■	■	■	■	■	■	■	■	■	■	■	■	■	■	—	30% @ 200 A 20% @ 120 A	110 A 60 A	15% 10%	80 A 50 A	64 V	10 kW	12.5 kVA	40 x 25 x 31 / 11.7
■	■	■	■	■	■	■	■	■	■	■	■	■	■	■	—	40% @ 220 A 60% @ 120 A	130 A 90 A	20% 30%	100 A 70 A	86 V 80 V	10 kW	12.5 kVA	46 x 28 x 36 / 14.3



PROGYS

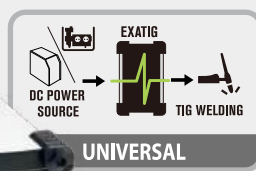
MMA INVERTER 250 ▶ 400 A

OPTIONS

TIG torch kit
SR17 V (valve)
4 m, 35/50 mm²,
Ø13
087590



TIG HF
EXATIG



UNIVERSAL

EXATIG
013780

MADE IN FRANCE

Compatible

TIG HF
EXATIG



3 m
400 V

Compatible

TIG HF
EXATIG

35/50 mm²
Ø 13 mm



3 m
400 V


400 V • 3 ~

PROGYS 250 TRI

250 A

Ø 1.6+5 mm

VRD inside HS AF Anti Sticking CEL cellulotic TIG LIFT IP 23



3 m, 25 mm²

3 m, 25 mm²

083561

PROGYS 300 TRI

300 A

Ø 1.6+6.3 mm



VRD inside SR HS AF Anti Sticking CEL cellulotic Dynamic arc system >100V

TIG LIFT IP 23 GOUGING ALU aluminium

no accessories:

082762

CE NORM EN60974-1 MADE IN GYS CHINA	~	50/60 Hz	m	I ₂ MMA A	INTEGRATED TECHNOLOGY								X% GYS (20°C) for normal use	EN60974-1 (40°C)		U _o	Protected & compatible power generator (+/-15%)	L x W x H cm / kg			
					SR	VRD	HS	AF	Anti sticking	CEL	ALU	Dynamic arc		TIG Lift	IP23				I (60%)	X% (I2 max)	100%
PROGYS 250 TRI	3	400 V	3	16	20+250	■	■	■	■	■	■	■	■	■	■	■	■	■	■	■	46 x 33 x 40 / 19
PROGYS 300 TRI	3	400 V	3	16	20+300	■	■	■	■	■	■	■	■	■	■	■	■	■	■	■	57 x 30 x 49 / 27.2

VRD inside

Voltage Reduction Device

Software & Hardware protection

	VRD ON	VRD OFF
	U ₀ =	
300 TRI	20 V	83 V
400 TRI	20 V	84 V



Compatible



4 in 1


MMA

TIG DC LIFT
Torches/consumables p. 33

GOUGING
Accessories p. 15

TIG HF • Exatig

 4 m
400V

 70/95 mm²
Ø 13 mm

400 V • 3 ~
PROGYS 400 TRI
400 A ⚡ Ø 1,6+6,3 mm

 VRD inside SR HS AF Anti Sticking **CEL** cellulosic

 Dynamic arc system >100V TIG LIFT **GOUGING** IP 23

ALU aluminium

 no accessories :
082779
OPTIONS
MMA KIT 7
500 A
047419

 for :
✓ PROGYS 400


L m	model	L m	model	mm ²	mm ²
5	SHARK X500.95	4	TYREX 600.95	50	35/50

CE NORM. EN60974-1	MADE IN GYS CHINA	~	50/60 Hz	4	A	I ₂ MMA	INTEGRATED TECHNOLOGY										X% GYS (20°C)	EN60974-1 (40°C)		Protected & compatible power generator (+/-15%)	L x W x H cm / kg			
							SR	VRD	HS	AF	Anti sticking	CEL	ALU	Dynamic arc	TIG Lift	IP23		I (60%)	X% (I2 max)			100%	U ₀	
PROGYS 400 TRI		3	400 V	4	32	20+400	■	■	■	■	■	■	■	■	■	■	60% @ 400 A	400 A	60%	350 A	84 V	30 kW	36 kVA	60 x 33 x 54 / 40



PROTIG

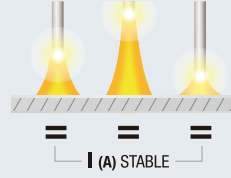
TIG DC

P400 **PROTEC 400**



Tested on 400 V in production

SR **SECONDARY REGULATION**



AID **ADJUST IDEAL POSITION**



OPTIONS

DB

Double button

GRIP CONFORT

360°

EN 60974-7	SR 26	
	GRIP	DB
X% DC	180 A (35%)	
X% AC	130 A (35%)	
Ø 35/50 AMPHENOL	4 m	072220



DC


PROTIG 200 DC

200 A

230V · 1~

P400 SR AID TIG PULSE IP 21

L/DB MMA PULSE



2m, 25mm²

2m, 25mm²

SR26DB, 4m

062009

PROTIG 250 DC TRI

250 A

400V · 3~

SR AID TIG PULSE IP 23

L/DB MMA PULSE



4m, 25mm²

SR26DB, 4m

082649

no accessories

082632

CE NORM. EN60974-1 MADE IN GYS CHINA	50/60 Hz	I ₂ TIG	I ₂ MMA	INTEGRATED TECHNOLOGY										TIG		MMA		Protected & compatible power generator (+/-15%)	L x W x H cm / kg				
				P400	PFC	FV	SR	VRD	AID	TIG PULSE	MMA PULSE	CEL	IP	EN60974-1 (40°C)	EN60974-1 (40°C)	U ₀	Power						
				A	A	A	■	■	■	■	■	■	■	■	■	■	■			■	■	■	
PROTIG 200 DC	230V 1~	16	5 → 200	10 → 160	■	—	—	■	—	■	0.1 → 900 Hz	1 → 20 Hz	—	21	115 A	20%	90 A	90 A	20%	65V	7.5 kW	10 kW	46 × 31 × 37 / 16
PROTIG 250 DC TRI	400V 3~	16	5 → 250	10 → 220	—	—	■	—	■	0.1 → 900 Hz	1 → 20 Hz	—	23	190 A	35%	147 A	168 A	35%	58V	10 kW	12.5 kVA	46 × 33 × 40 / 19.5	



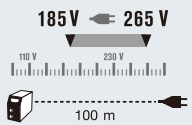
TIG AC/DC



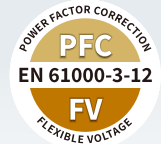
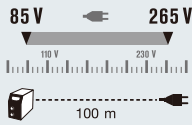
VRD inside Voltage Reduction Device

Software & Hardware protection		
	U _o (EN60974-1)	U (Voltmeter)
VRD ON	26 V	29 V
VRD OFF	70 V	57 V
ON → OFF sensibility	< 200 Ω	
OFF → ON delay	< 0.3 s	

PFC POWER FACTOR CORRECTION



FV FLEXIBLE VOLTAGE



AC / DC

PROTIG 200 AC/DC

200 A 230 V • 1~

P400 SR VRD inside TIG PULSE IP 21

L/DB AD MMA PULSE

2m, 25mm² 2m, 25mm² SR26DB, 4m

068742

PROTIG 230 AC/DC FV

230 A 110 → 230 V • 1~

P400 SR VRD inside TIG PULSE AID

L/DB/P AD MMA PULSE

PFC FV

2m, 25mm² 2m, 25mm² SR26DB, 4m

083967

CE NORM. EN60974-1	50 / 60 Hz	+AM+	I ₂ TIG A		INTEGRATED TECHNOLOGY							TIG EN60974-1 (40°C)		Freq. AC Hz	U _o	Protected & compatible power generator (+/-15%)	L × W × H cm / kg			
			AC	DC	P400	PFC	FV	SR	VRD	AID	TIG PULSE	I (60%)	X% (I2 max)							
PROTIG 200 AC/DC	230 V • 1~	16	10 → 200	10 → 160	■	—	—	■	■	■	0.1 → 900Hz (DC) 0.1 → 20 Hz (AC)	AC 115 A	DC 90 A	AC 20%	DC 20%	20 → 200	64 V	7.5 kW	10 kW	47 × 34 × 39 / 18.8
	110 V • 1~ 230 V • 1~	32 16	10 → 160 10 → 230	10 → 140 10 → 180	■	■	■	■	■	■	0.1 → 900Hz (DC) 0.1 → 10 Hz (AC)	AC 120 A AC 120 A	DC 120 A DC 140 A	AC 20% AC 20%	DC 20% DC 20%	20 → 200	72 V 83 V	8.5 kW 12.5 kW		47 × 34 × 39 / 19.5



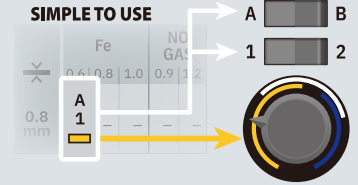
SMARTMIG

MIG/MAG TRADITIONAL 110 ▶ 180 A



2 in 1

Welding guide >	Fe	NO GAS			Alu (AG5)
		0.6	0.8	1.0	
0.8 mm	A 1	-	-	-	-
1.0 mm	A 1	A 1	-	-	-
2.0 mm	A 2	A 2	A 2	A 2	-
3.0 mm	B 1	B 1	B 1	B 1	B 1
4.0+ mm	B 2	B 2	B 2	B 2	B 2



PATENTS REGISTERED NUMBERS 002279893
EUROPEAN TRADEMARK & DESIGN




230 V • 1~

SMARTMIG 110

110 A



NO GAS



SMARTMIG 142

140 A



GAS NO GAS




SMARTMIG 162

160 A



GAS NO GAS

160 A on 13A fuse




SMARTMIG 182

180 A



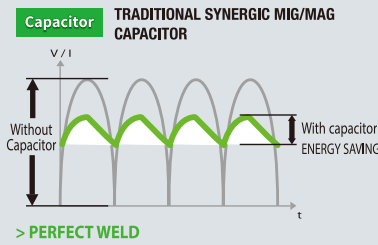
GAS NO GAS



CE MARK MADE IN GYS CHINA EN60974-1	50 / 60 Hz	A	EOR	min → max	Reg	EN60974-1 (40°C)		Uo (V)	Electronic Control	100 mm 1 kg	200 mm 5 kg	300 mm 15 kg	Ø mm		GAS	NO GAS	TYPE	cm / kg	Protected & compatible power generator (+/-15%)
						IA (60%)	X% (I2 max)						GAS	NO GAS					
SMARTMIG 110	230V 1~	13	—	40 → 110	2	—	85A @ 6%	25.5 → 30	☺	■	—	—	—	0.6 → 0.9	0.9	D-044081	0.9	40 × 19 × 39 / 13.6	3 kW
SMARTMIG 142	230V 1~	13	—	40 → 140	4	60	90A @ 20%	28 → 39	☺	■	■	—	0.6 → 0.8	0.6 → 0.9	0.6 / 0.8	A-042339	0.8	50 × 25 × 44 / 22.5	3.5 kW
SMARTMIG 162	230V 1~	16	■	30 → 160	4	70	115A @ 20%	25.5 → 40	☺	■	■	—	0.6 → 1.0	0.9 → 1.2	0.6 / 0.8	A-042339	0.8	56 × 26 × 46 / 28.1	5 kW
SMARTMIG 182	230V 1~	16	■	35 → 180	4	80	140A @ 15%	28 → 45	☺	—	■	■	0.6 → 1.0	0.9 → 1.2	0.6 / 0.8	A-042339	0.8	78 × 30 × 67 / 52	6 kW



MIG/MAG TRADITIONAL 200 ▶ 250 A



SYNERGIC • EASY TO USE
- Auto adaptative wire speed



230 V • 1~

240 V • 1~


400 V • 3~

230 / 400 V • 3~

MONOGYS 200-4 CS

200 A ⚡ ⚡ ⚡ ⚡ ⚡ ⚡ ⚡ ⚡ ⚡ ⚡ ⚡ ⚡
Ø 200/300

GAS **Capacitor**



MONOGYS 250-4 CS

250 A ⚡ ⚡ ⚡ ⚡ ⚡ ⚡ ⚡ ⚡ ⚡ ⚡ ⚡ ⚡
Ø 200/300

GAS **Capacitor**



TRIMIG 200-4S

200 A ⚡ ⚡ ⚡ ⚡ ⚡ ⚡ ⚡ ⚡ ⚡ ⚡ ⚡ ⚡
Ø 200/300

GAS



TRIMIG 250-4S DV

250 A ⚡ ⚡ ⚡ ⚡ ⚡ ⚡ ⚡ ⚡ ⚡ ⚡ ⚡ ⚡
Ø 200/300

GAS



 MADE IN GYS CHINA EN60974-1	 50/60 Hz	 A		 min → max	 Reg	EN60974-1 (40°C)		 U ₀ (V)	 Electronic Control	 m/min	 200 mm / 5 kg 300 mm / 15 kg	 Ø mm		Equipement d'origine Original equipment Originalausstattung Equipamiento de fabrica		 cm / kg	 Protected & compatible power generator (±15%)	
		Norm	Intensive			IA (60%)	X% (I2 max)					GAS	NO GAS	TYPE				
MONOGYS 200-4CS	230V 1~	16	25	25 → 200	6	110	200 A @ 15%	17→34		15	■	0.6 → 1.0	—	0.8/1.0	A 041189	1.0 mm	76 × 78 × 47 / 70	7.5 kW
MONOGYS 250-4CS	240V 1~	25	40	40 → 250	8	155	250 A @ 15%	17→38		20	■	0.8 → 1.2	—	0.8/1.0	B 042360	1.0 mm	76 × 78 × 47 / 83.5	9 kW
TRIMIG 200-4S	400V 3~	10	10	30 → 200	7	140	200 A @ 30%	17→34.5		15	■	0.6 → 1.0	—	0.8/1.0	B 042360	1.0 mm	76 × 78 × 47 / 70	7.5 kW
TRIMIG 250-4S DV	400V 3~ / 230V 3~	10 / 16	16 / 25	35 → 250	10	180	250 A @ 30%	17→37		20	■	0.6 → 1.2	—	0.8/1.0	B 042360	1.0 mm	95 × 93 × 50 / 91.5	9 kW



EASYMIG


MIG/MAG INVERTER

85 ▶ 160 A

3 in 1

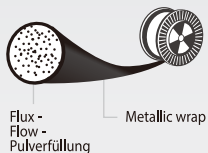
GAS
NO GAS
MMA

INCLUDED




NO GAS

Flux cored wire



- ✓ Consumables durability
- ✓ Extended torch lifetime
- ✓ Cost reduction



EASYMIG 85

85 A

NO GAS

EASYMIG 130

120 A

GAS NO GAS MMA

No Gas Welding Kit Ø 0.9

041240

150 A

type A

Included



Isolated Nozzle (x1)



M6 - Ø 0.9/1.0 (x3)



Special no gas - Type A
Ø 0.9-1.0 / 1.2 (x1)



+ 1kg flux-cored



2.1 m, 10 mm²




1.6 m, 10 mm²

065536




2 m



1.6 m, 16 mm² 1.6 m, 10 mm²

032231

Steel cored wire no gas



100 mm	Ø 0.9	086104
0.9 kg		
200 mm	Ø 0.9	086265
4.5 kg		

	MADE IN GYS CHINA				I ₂ MMA	I ₂ MIG	MIG		MMA	
							EN60974-1 (40°C)		EN60974-1 (40°C)	
							IA (60%)	X% (I ₂ max)	IA (60%)	X% (I ₂ max)
EASYMIG 85	230V 1~	16	—	—	30 → 85	50	85 A @ 20%	—	—	
EASYMIG 130	230V 1~	16	—	—	20 → 100	70	120 A @ 20%	60	100 A @ 20%	
EASYMIG 140	230V 1~	16	■	—	20 → 120	80	140 A @ 15%	70	120 A @ 15%	
EASYMIG 150	230V 1~	16	■	—	20 → 120	80	140 A @ 15%	70	120 A @ 15%	
EASYMIG 160	230V 1~	16	■	—	20 → 140	95	160 A @ 20%	90	140 A @ 20%	

OPTIONS

EASY TO USE


Example / Exemple EASYMIG 160



EASYMIG 140

140 A $\varnothing 100$


GAS NO GAS MMA



EASYMIG 150

140 A $\varnothing 100/200$

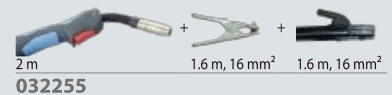
GAS NO GAS MMA



EASYMIG 160

160 A $\varnothing 100/200$

GAS NO GAS MMA



U ₀ (V)	Electronic Control	100 mm 1 kg	200 mm 5 kg	300 mm 15 kg	MIG/MAG (Gas)	Flux Cored Wire (Gas / No Gas)	MMA		TYPE		L × W × H cm / kg
30		■	—	—	—	0.6 → 0.9	—	0.6 / (no gas) / 0.9 (no gas)	D-068926	0.6	39 × 24 × 29 / 7.9 29 × 14 × 20 / 5.6
62		■	—	—	0.6 → 0.8	0.6 → 0.9	1.6 → 3.2	0.8 (gas) / 0.9 (no gas)	D-039476	0.8/0.9	43 × 18 × 42 / 10.5 34 × 16 × 31 / 7.2
62		■	—	—	0.6 → 0.8	0.6 → 0.9	1.6 → 3.2	0.8 (gas) / 0.9 (no gas)	D-039476	0.8/0.9	43 × 19 × 42 / 11.3 34 × 16 × 31 / 8
62		■	■	—	0.6 → 0.8	0.6 → 0.9	1.6 → 3.2	0.8 (gas) / 0.9 (no gas)	A-046856	0.8/0.9	52 × 25 × 36 / 13 41 × 21 × 30 / 9.8
59		■	■	—	0.6 → 0.8	0.6 → 0.9	1.6 → 3.2	0.8 (gas) / 0.9 (no gas)	A-046856	0.8/0.9	50 × 24 × 36 / 14.3 43 × 21 × 31 / 10.3



MULTIWELD

MIG/MAG INVERTER 180 ▶ 320 A

3 in 1

- GAS
- NO GAS
- MMA
- Anti Sticking

INDOOR /
OUTDOOR
IP 23

✓ 220M-C
✓ 320T-C

Ø 200/300




230 V • 1 ~

110 · 230 V • 1 ~

MULTIWELD 180M-C

180 A 230V • 1~

- P400
- GAS
- NO GAS
- MMA
- Anti Sticking




078727

MULTIWELD FV 220M-C

220 A 110 → 230V • 1~

- P400
- PFC
- FV
- GAS
- NO GAS
- MMA
- Anti Sticking



065499


OPTIONS

NO GAS WELDING KIT Ø 0.9 - Kit soudage no gaz Ø 0.9 - Schweißset Fülldraht

NO GAS

250 A type A 072336

- ✓ Multiweld FV 220M-C
- ✓ Multiweld 250T-C



250 A type B 072343

- ✓ Multiweld 320T-C



CO2 Gas heater and regulator

MULTIWELD only
AC36V/150W

RH-258,
G5/8 CN
063341

GH-258,
G3/4 Russia
063358




*Only available from GYS China

Diablo
JOBSITE XL
039568



EASY TO USE

MULTIWELD 180M-C



EASY TO USE

MULTIWELD FV 220M-C • 250T-C • 320T-C



400 V • 3 ~

MULTIWELD 250T-C

250 A 400 V • 3 ~

P400 GAS NO GAS MMA Anti Sticking

3 m + 4 m, 25mm²

078659

MULTIWELD 320T-C

320 A 400 V • 3 ~

P400 GAS NO GAS MMA Anti Sticking IP 23

4 m + 4 m, 35mm²

079274

CE NORM EN60974-1 MADE IN GYS CHINA	Cable		I ₂ MMA	I ₂ MIG	EN60974-1 (40°C)				U _o (V)	Electronic Control	200 mm 5 kg	300 mm 15 kg	Wire		MMA Ø mm	Ø mm	Original equipment Equipement d'origine Originalausstattung Equipamiento de fabrica	Protected & compatible power generator (+/-15%)	L x W x H cm / kg			
	mm ²	m			MIG		MMA						MIG/MAG (Gas)	Flux Cored Wire (Gas / No Gas)								
					IA (60%)	X% (I ₂ max)	IA (60%)	X% (I ₂ max)														
MULTIWELD 180M-C	230V 1~	3x 1.5	2	16	20 → 150	30 → 180	110	180 A @ 20%	100	150 A @ 20%	59	☉	■	■	0.6 → 0.8	0.6 → 0.9	1.6 → 3.2	0.8/0.9	A 046856	0.8	7.5 kW	58 × 30 × 49 / 21.1
	110V 1~	3x 2.5	2	32	30 → 200	30 → 220	160	220 A @ 20%	140	200 A @ 20%	75	☉	■	■	0.6 → 1.2	0.9 → 1.2	1.6 → 5	0.8/1.0	A 041189	0.8	8 kW	71 × 34 × 55 / 32
MULTIWELD 250T-C	230V 1~	3x 2.5	2	16	40 → 220	40 → 250	170	250 A @ 20%	150	220 A @ 20%	59	☉	■	■	0.6 → 1.2	0.9 → 1.2	1.6 → 5	0.8/1.0	A 041189	—	9 kW	70 × 34 × 54 / 37.7
	400V 3~	4x 1.5	3	16	40 → 220	40 → 250	170	250 A @ 20%	150	220 A @ 20%	59	☉	■	■	0.6 → 1.2	0.9 → 1.2	1.6 → 5	0.8/1.0	A 041189	—	9 kW	70 × 34 × 54 / 37.7
MULTIWELD 320T-C	230V 1~	3x 2.5	2	16	40 → 220	40 → 250	170	250 A @ 20%	150	220 A @ 20%	59	☉	■	■	0.6 → 1.2	0.9 → 1.2	1.6 → 5	0.8/1.0	A 041189	—	9 kW	70 × 34 × 54 / 37.7
	400V 3~	4x 2.5	3	16	40 → 300	40 → 320	200	320 A @ 20%	180	300 A @ 20%	64	☉	■	■	0.6 → 1.2	0.9 → 1.2	1.6 → 6	1.0/1.2	B 046849	—	13 kW	76 × 36 × 54 / 46.2



MULTIWELD

MIG/MAG INVERTER 200 ▶ 500 A

NEW

WF 20

50 W

AIR

Ø1.0/1.2
(original equipment)
21 m/min max

083981



MIG WIRE FEEDERS



2 m
230V 1~
Max 4 m³
(20L)

2 m
230V 1~
Max 4 m³
(20L)

POWER FACTOR CORRECTION
PFC
EN 61000-3-12
FV
FLEXIBLE VOLTAGE

3 m
400V 3~
Max 4 m³
(20L)



35/50 mm²
Ø 13 mm



35/50 mm²
Ø 13 mm




35/50 mm²
Ø 13 mm

230 V • 1 ~

MULTIWELD 200M

200 A 230V • 1 ~

P400 GAS NO GAS MMA Anti Sticking



3 m 2m, 16mm² 2m, 16mm²

066595

MULTIWELD FV 220M

220 A 110 → 230V • 1 ~

P400 PFC FV GAS NO GAS MMA Anti Sticking



3 m 2.5 m, 25mm² 2m, 25mm²

065482

MULTIWELD 250T

250 A 400V • 3 ~

P400 GAS NO GAS MMA Anti Sticking



4 m 4 m, 25mm²

078635

MULTIWELD 320T

320 A 400V • 3 ~

P400 GAS NO GAS MMA Anti Sticking



4 m 4 m, 25mm²

079250

MULTIWELD 400T

400 A 400V • 3 ~

P400 GAS NO GAS MMA Anti Sticking



4 m 4 m, 25mm²

081031

OPTIONS

36V plug inside



Inside MULTIWELD
200/220/250/320/400

*Only available from
GYS China

CO2 Gas heater and regulator

MULTIWELD only
AC36V/150W
RH-258, G5/8 CN
063341

GH-258, G3/4
Russia
063358



Connection cable

✓ Multiweld 400TG

AIR COOLED

5 m 70 mm² 083998

10 m 70 mm² 084001

CE NORM. EN60974-1	MADE IN GYS CHINA	50/60 Hz	
		mm ²	m
MULTIWELD 200M	230V 1~	3x 2.5	2
MULTIWELD FV 220M	110V 1~ 230V 1~	3x 2.5	2
MULTIWELD 250T	400V 3~	4x 1.5	3
MULTIWELD 320T	400V 3~	4x 2.5	3
MULTIWELD 400T	400V 3~	4x 4	5
MULTIWELD 400T G	400V 3~	4x 4	5
MULTIWELD 400T GW	400V 3~	4x 4	5
WF 20			



400 V • 3 ~

MULTIWELD 400T-G

400 A 400 V • 3 ~

P400 GAS NO GAS MMA

Anti Sticking TIG AIR



no accessories : _____
083974

MULTIWELD 400T-GW

400 A 400 V • 3 ~

P400 GAS NO GAS MMA

Anti Sticking TIG AIR



no accessories : _____
091634

I ₂ MMA	I ₂ MIG	EN60974-1 (40°C)				U _o (V)	Electronic Control	200 mm 5 kg	300 mm 15 kg	Ø mm		MMA	Original equipment Equipement d'origine Originalausstattung Equipamiento de fabrica	Protected & compatible power generator (+/-15%)	L x W x H cm / kg		
		MIG		MMA						MIG/MAG (Gas)	Flux Cored Wire (Gas / No Gas)					TYPE	
A	A	A	IA (60%)	X% (I2 max)	IA (60%)	X% (I2 max)											
16	30 → 180	30 → 200	115	200 A @ 15%	104	200 A @ 15%	65	■	■	0.6 → 1.0	0.9 → 1.0	1.6 → 4	0.8/1.0	A-041189	0.8	7.5 kW	78 × 37 × 68 / 42.2
32	30 → 140	30 → 140	110	140 A @ 30%	100	120 A @ 30%	67	■	■	0.6 → 1.2	0.9 → 1.2	1.6 → 5	0.8/1.0	A-041189	0.8	8 kW	79 × 37 × 67 / 42
16	30 → 200	30 → 220	160	220 A @ 30%	140	220 A @ 20%	75	■	■	0.6 → 1.2	0.9 → 1.2	1.6 → 5	0.8/1.0	A-041189	—	9 kW	78 × 37 × 68 / 48.1
16	40 → 250	40 → 250	200	250 A @ 30%	200	250 A @ 30%	59	■	■	0.6 → 1.2	0.9 → 1.2	1.6 → 6	1.0/1.2	B-046849	—	13 kW	79 × 37 × 67 / 54.2
32	40 → 140	40 → 140	110	140 A @ 30%	100	120 A @ 30%	67	■	■	0.6 → 1.2	0.9 → 1.2	1.6 → 6	1.0/1.2	B-046849	—	20 kW	081031-96 × 40 × 81 / 74
32	40 → 400	20 → 400	300	400A @ 35%	320	400 A @ 35%	78	—	—	—	—	1.6 → 6	—	—	—	20 kW	90 × 55 × 84 / 55
32	40 → 400	20 → 400	300	400A @ 35%	320	400 A @ 35%	78	—	—	—	—	1.6 → 6	—	—	—	20 kW	69 × 34 × 55 / 17
—	—	—	500	60%	—	—	■	■	■	0.8 → 1.2	0.9 → 1.6	—	1.0 / 1.2	B-046849	—	—	69 × 34 × 55 / 17



MULTIPEARL

MIG/MAG

INVERTER • SYNERGIC

200 A

4 in 1	GAS	NO GAS
	MMA	TIG



1 MIG / MANUAL

Enter your parameters

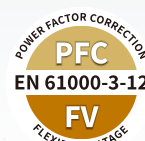


Adjust Spot & Delay

NEW

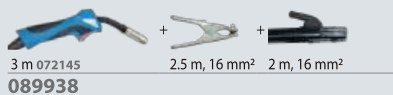


NEW
06/2026



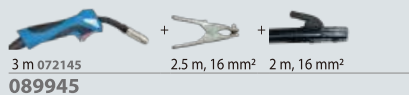
E.MULTIWELD 220-2

200 A	⊕ ⊖ ↕ ∅ 100/200	⚡				
P400	PFC	FV	SR	HS	AF	Anti Sticking
GAS	NO GAS	MMA	TIG			



E.MULTIWELD 220-4 XL

200 A	⊕ ⊖ ↕ ∅ 200/300	⚡				
P400	PFC	FV	SR	HS	AF	Anti Sticking
GAS	NO GAS	MMA	TIG			



OPTIONS

TIG torch kit SR17V (valve)
4 m
10/25 mm²
087583

TIG torch kit

SR17 DB
4 m
087521

SR26 DB
8 m
087606



NO GAS WELDING KIT Ø 0.9 - Kit soudage no gaz Ø 0.9 - Schweißset Fülldraht

NO GAS

250 A	type A	072336	✓ Multipearl 210-2
	Base		M6 0.9/1.0 (x3)
	Ceramic nozzle (x3)		Type A - Ø0.9 1.0 / 1.2 (x1)

250 A	type A	✓ Multipearl 210-4 XL	✓ Multipearl 211-4
072336 + 042346		Type A - Ø0.9 1.0 / 1.2 (x1)	

DESIGN IN FRANCE
MADE IN GYS CHINA

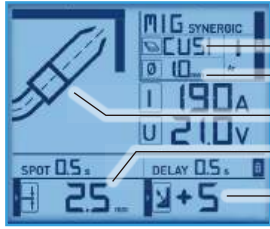


50 / 60 Hz

E.MULTIWELD 220-2	110V 1~ 230V 1~
E.MULTIWELD 220-4 XL	110V 1~ 230V 1~
E.MULTIWELD 221-4	110V 1~ 230V 1~

2 MIG / SYNERGIC

Easy to use



Select :

- 1. material
 - 2. Ø wire
 - 3. position
 - 4. thickness : 0.5 → 6 mm
- Adjust arc length

Fe	CrNi
AlMg5	CuSi3
AlSi5	AlSi12
CuAl8	F. C.

3 MMA



HotStart
ArcForce
Electrodes : Ø 1.6 → 5 mm

4 TIG lift



Post Gas
Downslope
Thickness : 0.5 → 8 mm

NEW
06/2026



POWER FACTOR CORRECTION
PFC
EN 61000-3-12
FV
FLEXIBLE VOLTAGE

2 m
230V 1~
Max 4 m³
(20L)



STORAGE

E.MULTIWELD 221-4

200 A Ø 200/300

P400 **PFC** **FV** **SR** **HS** **AF** **Anti Sticking**

GAS **NO GAS** **MMA** **TIG**

3 m 072145
 2.5 m, 16 mm² 2 m, 16 mm²
089952

PFC POWER FACTOR CORRECTION

185 V ← 265 V

100 m

FV FLEXIBLE VOLTAGE

85 V ← 265 V

100 m

SR SECONDARY REGULATION

I (A) STABLE

Anti Sticking

ANTI-STICKING

-FAM-	I ₂ MMA	I ₂ TIG	min → max	EN60974-1 (40°C)		U ₀ (V)	Electronic Control	MIG			Ø mm	Original equipment d'origine / Originalausstattung / Equipamiento de fabrica	Protected & compatible power generator (+/-5%)	L x W x H cm / kg	L x W x H cm / kg					
				IA (60%)	X% (I ₂ max)			m/min	100 mm 1 kg	200 mm 5 kg						300 mm 15 kg				
32	10 → 130	10 → 160	20 → 150	100	150 A @ 22%	76		15	■	■	—	0.6 → 1.0	0.9 → 1.0	1.6 → 3.2 1.6 → 5.0	0.8/1.0	A 041189	0.8/1.0	7.5 kW	51 × 32 × 49 / 20.2	43 × 24 × 31 / 14.8
16	10 → 200	10 → 200	20 → 200	130	200 A @ 20%	75		15	—	■	■	0.6 → 1.0	0.9 → 1.0	1.6 → 3.2 1.6 → 5.0	0.8/1.0	B 042360	0.8/1.0	7.5 kW	62 × 33 × 57 / 26.9	50 × 27 × 42 / 20.8
32	10 → 130	10 → 160	20 → 150	100	150 A @ 22%	76		15	—	■	■	0.6 → 1.0	0.9 → 1.0	1.6 → 3.2 1.6 → 5.0	0.8/1.0	B 042360	0.8/1.0	7.5 kW	79 × 30 × 67 / 38	72 × 27 × 64 / 26.5
16	10 → 200	10 → 200	20 → 200	130	200 A @ 20%	75		15	—	■	■	0.6 → 1.0	0.9 → 1.0	1.6 → 3.2 1.6 → 5.0	0.8/1.0	B 042360	0.8/1.0	7.5 kW	79 × 30 × 67 / 38	72 × 27 × 64 / 26.5



CUTTER


PLASMA

25 ▶ 40 A

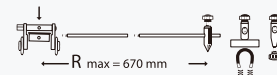
OPTION COMPASS



Ø max	Trolley included	Torches compatibility		Ref
		TPT 25	TPT 40	
1540 mm	040199	■	■	040205

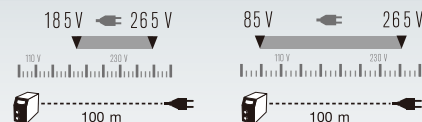


Included:



PFC POWER FACTOR CORRECTION

FV FLEXIBLE VOLTAGE



NEW
09/2026



INCLUDED:
8 mm

DIGITAL
(PRESSURE SENSOR)



INCLUDED:
8 mm

DIGITAL
(PRESSURE SENSOR)




EASYCUT 25

230 V • 1 ~

25 A

Fe 8 mm
Al/CrNi 6 mm



TPT 25, 4 m 068087 2 m, 10 mm²

065543


072046

EASYCUT 40

230 V • 1 ~

40 A

Fe 18 mm
Al/CrNi 15 mm



TPT 40, 4 m 901544 2 m, 10 mm²

029743


EASYCUT 40 FV

110 → 230 V • 1 ~

40 A

Fe 18 mm
Al/CrNi 15 mm

P40 PFC FV




TPT 40, 4 m 901544 2 m, 10 mm²

OPTIONS



Torches

		I (60%)	I (100%)	L	Consumables
TPT 25	902299	25 A (30%)	15 A	4 m	Included
TPT 40	901544	40 A	32 A	4 m	



Consumables

TPT 25	x2	x10	x10	x4	Box TPT 25
TPT 40	x1 040175	x3 040168	x3 040212	x1 040236	Box TPT 40
					070721
					039957

	50/60 Hz	A	I ₂	mm				INTEGRATED TECHNOLOGY						AIR SYSTEM			EN 60974-1 (40°C)			cm	kg	Protected & compatible power generator (+/-15%)		
				Coupe max Severance cut		Coupe propre Clean cut		P400	PFC	FV	AD	IP21S	COMPRESSOR	min	ideal	max	I 60%	I 100%	Ø mm					
				Fe	Al/CrNi	Fe	Al/CrNi																% I ₂ max	100%
EASYCUT 25	230V 1~	16	10→25	8	6	6	4	—	—	—	—	—	—	2.5 bar	4.5 bar	6.5 bar	15 A	30%	10 A	10/25 mm ² Ø 9 mm	15 x 42 x 30	7.5	—	—
EASYCUT 40	230V 1~	16	10→40	20	15	15	10	—	—	—	—	—	—	2.5 bar	4.5 bar	6.5 bar	10 A	20%	—	10/25 mm ² Ø 9 mm	15 x 42 x 30	8.3	—	—



WELDING ACCESSORIES

ELECTRODES CANISTER

45 cm
Capacity: 7 kg
-105°C
☞ 50 x 12 x 11 cm / 430 g
060258

DRY 5.150

Capacity :
5 kg - 150°C
☞ 18 x 21 x 63 cm / 3.2 kg
060685

DRY 10.350R

Capacity
10 kg - 50>400°C
☞ 25 x 24 x 68 cm / 5.5 kg
060708



ELECTRODE HOLDERS

SHARK



for:
PROGYS 200 CEL
PROGYS 200 FV CEL

SHARK X200.35

A	200 A
⦿ max	35 mm ²
A (X%)	200A (35%) 150A (60%)
☞ min/max	1.6 > 4 mm
x1 (vrac)	043503
*x1 (blister)	043602
📦	x 50 043558



for:
PROGYS 250 TRI
PROGYS 300 TRI

SHARK X300.50

A	300 A
⦿ max	50 mm ²
A (X%)	300A (35%) 250A (60%)
☞ min/max	1.6 > 5 mm
x1 (vrac)	043510
*x1 (blister)	043701
📦	x 25 043565



for:
PROGYS 400 TRI

SHARK X500.95

A	500 A
⦿ max	95 mm ²
A (X%)	500A (35%) 400A (60%)
☞ min/max	2 > 8 mm
x1 (vrac)	043718C

ELECTRODE HOLDER KITS



A	🔧	L (m)	⦿ mm ²	☞ mm ²	∅	x1	ref.
150 / 200	SHARK X200.35	4	16	10 / 25	9	x1	043848C
300	SHARK X300.50	4	35	35 / 50	13	x1	043862C
500	SHARK X500.95	4	50	35 / 50	13	x1	043879C

MMA KITS (ELECTRODE HOLDER + EARTH CLAMP + CABLE/CONNECTORS)

for GYSARC : ✓ 160 / 200
for GYSMI : ✓ 160 A / 200 A / E160
for GYTEC : ✓ 160 LA / 180 LA / 200 LA / E180 PFC



	A	🔧		🔗		⦿ mm ²	☞ mm ²	∅	Ref.
		L (m)	model	L (m)	model				
kit 1	150/200 A	1.6	SHARK X200.35	2	CROCO A200.35	16	10 / 25	9	x1 047372
kit 2	200 A	1.6	SHARK X200.35	2	CROCO A200.35	25	10 / 25	9	x1 047389
kit 3	200 A	3	SHARK X300.50	3	CROCO T400.70	25	10 / 25	9	x1 047396
kit 4	200 A	3	SHARK X300.50	3	CROCO T400.70	25	35 / 50	13	x1 047402
kit 7	500 A	3	SHARK X500.95	4	TYREX 600.95	50	35 / 50	13	x1 047419C



TIG TORCHES & CONSUMMABLES



EN 60974-7	SR 26 DB	
	GRIP	GRIP
X% DC	180 A (35%)	
X% AC	130 A (35%)	
∅ 35/50 AMPHENOL	4 m	072220



Ceramic Gas nozzle

x3 N5 - ∅ 8.0
045026C



Collet body Support collet

x3 ∅ 1.6
044968C



Collet

x3 ∅ 1.6
044982C



Back cap

x3 ∅ 2.4
045019C

x1 Long
044951C

x1 Short
044944C

TIG TORCH 26 DB BOX
901773

x1 x1 x1 x1 x1 x1 x1 x1

EARTH CLAMPS

CROCO & TVREX

VRAC *



BLISTER **



CROCO A200.35

200 A

35 mm²

200A (35%)

150A (60%)

40 mm

043114

043107

043121

CROCO B300.70

300 A

70 mm²

300 A (35%)

250 A (60%)

70 mm

043138

043145

CROCO M600.95

600 A

95 mm²

600A (35%)

400A (60%)

70 mm

038301

CROCO T300.70

600 A

95 mm²

600A (35%)

500A (60%)

40 mm

043220C

A

max

A (X%)

*x1 (vrac)

**x1 (blister)


(x25)

EARTH CLAMP KITS



	A		L (m)	(mm ²)	(mm ²)	Ø		Ref.
Cable H07 for Cutting & Welding	250 A	CROCO T300.70	4	25	35 / 50	13	x1	075214
	150 / 200 A	CROCO A200.35	2	16	10 / 25	9	x1	043770C
Cable H01 for Welding only	250 A	CROCO T300.70	3	25	10 / 25	9	x1	043787C
	250 A	CROCO T300.70	4	25	35 / 50	13	x1	043794C
	400 A	CROCO T400.70	4	50	35 / 50	13	x1	047853C

LOCK-GRIP PLIERS

16 pliers kit
0502666 pliers kit
050112

CHIPPING HAMMERS



HAMMER 370 PRO
Premium
270 mm / 370 g (x1)
066663

HEAVY DUTY CASES

- Wheeled heavy-duty case XL
9.5 kg

/ 64 x 52 x 31 cm / 10.6 kg
077461



interior :
27 x 43 x 56
(cm)

for PROGYS :
✓ 200 CEL
✓ 220 FV CEL
✓ 250 TRI

for PROTIG :
✓ 200 DC
✓ 250 DC TRI
✓ 200 AC/DC
✓ 230 AC/DC

✓ EASYCUT 25
✓ EASYCUT 40



WELDING ACCESSORIES

PROTECTION KITS



070493
Starter welding kit

MULTI-USE LEATHER APRON



045217

FLAME WELDING



Shade/IR5
042858

PROTECTION GOGGLES



Shade/IR0
042810



Shade/IR0
042827



Shade/IR0
042865

WELDING GLOVES

TIG



PRO
Gants PRO TIG EXTRA - T10
045323

EN388
2011XX

EN 407
41313X
EN12477-B
EN 420

MMA - MIG/MAG



BASIC
Heavy Duty - T10
(MMA - MIG - Plasma)
045101

EN388
4244

EN 407
423X4X
EN12477
Class : A1



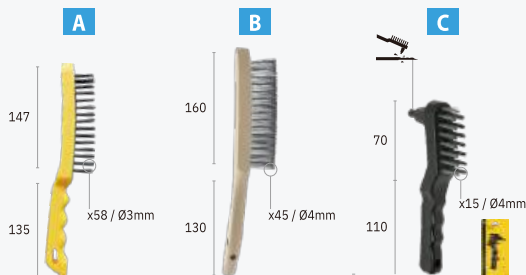
PRO
Reinforced welding gloves - T10
045873

WELDING SLEEVES



045231

WIRE BRUSHES



			Steel	Stainless
A		4	(x1) 044241 (x24) 044265	(x1) 044258 (x24) 044272
B		3	(x1) 044227	(x1) 044289
C		2	(x1) 044166	—

SPECIAL WELDING MAGNET



MAGNETIC P15.90 MAGNETIC P16.90 MAGNETIC P19.90 MAGNETIC P20.180 MAGNETIC D30.90 MAGNETIC D50.90 DUAL MAGNETIC D50.90 MAGNETIC D70.90M MAGNETIC D70.120M MAGNETIC D70.135M

U max	Classic				Switchable ON/OFF					
	15 kg	16 kg	19 kg	20 kg	30 kg	50 kg	50 kg	60 kg	60 kg	60 kg
	60/90°	45/90/135°	45/90/135°	articulated 0 > 180°	45/90/135°	90°	90°	90°	45/60/75/ 90/105/135°	45/75/ 90/105/135°
x	2	4	1	1	1	1	1	1	1	1
	100 x 73 x 12	45 x 32 x 28	156 x 102 x 20	204 x 86 x 28	111 x 95 x 25	148 x 148 x 38	71 x 60 x 48	48 x 32 x 70	111 x 55 x 80	99 x 55 x 80
Ref.	047044	044180	044203	044302	044197	047051	047075	047068	047082	047099

AUTOMATIC SHADE 5-13



FIREMAN 3/5-13 G
062269



PROMAX 3/5-13 G BLUEWATER
083158



PROMAX 3/5-13 G SILVER
045774



PROMAX 3/5-13 G VOLCANO
037205

◀ 100 × 50 mm □ → ■ 0.08 ms

ULTRA CLEAR 3 ((:)) × 4 ○ + ▢ ⚙️ GRIND TRUECOLOR

◀ 100 × 50 mm □ → ■ 0.08 ms

ULTRA CLEAR 3 ((:)) × 4 ○ + ▢ ⚙️ GRIND TRUECOLOR

OPTIONS

Carry bag for helmet welding
066656



Antiperspirant - headband
043466
for Simple, Multi, Multi Premium



Magnifying glass (x1)

zoom x2
042780

zoom x3
064140

AUTOMATIC SHADE 5-13 XL



ZEUS 4/5-13 G COSMIC
044104



ZEUS 4/5-13 G INDIAN
038332



ZEUS 4/5-13 G FIRE
044098



ERGOTECH + 3/5-13 G DREAM
068674



ERGOTECH + 3/5-13 G BLACK
068667



ERGOTECH + 5-9/9-13 G SILVER
068650

◀ 100 × 67 mm □ → ■ 0.08 ms


CLEAR 4 ((:)) × 4 ○ + ▢ ⚙️ GRIND TRUECOLOR

◀ 100 × 67 mm □ → ■ 0.08 ms

1/1/1/1 ULTRA CLEAR 3 ((:)) × 4 ○ + ▢ ⚙️ GRIND TRUECOLOR

OPTIONS

Lenses



				For
226 x 106 (x5)	045781	103.5 x 54.5 (x5)	077621	FIREMAN 3/5-13 G
226 x 106 (x5)	045781	103.5 x 54.5 (x5)	077621	PROMAX 3/5-13 G
114 x 133 (x10)	043893	103.7 x 69.5 (x5)	043695	ZEUS 4/5-13 G
114 x 133 (x10)	043893	103.7 x 69.5 (x5)	077102	ERGOTECH + 3/5-13 G

	☀️	TRUE COLOR	□ → ■	□ → ■ HF	■ → □ DELAY	⚙️)))	◀ ▶	⚙️	🔍	⚡	🧼	📦	L × W × H cm / g	g
FIREMAN 3/5-13 G	3-5 > 9 / 9 > 13	■	0.08 ms	—	0.15 > 0.8 s	1/1/1/2	4	100x50 mm	■	—	☀️ + 2 ☐ (CR 2032)	Multi Premium Multi Premium	📦	26 × 24 × 27 / 820	540
PROMAX 3/5-13 G	3-5 > 9 / 9 > 13	■	0.08 ms	—	0.15 > 0.8 s	1/1/1/2	4	100x50 mm	■	—	☀️ + 2 ☐ (CR 2032)	Multi Premium Multi Premium	📦	26 × 24 × 27 / 840	540
ZEUS 4/5-13 G	4-5 > 9 / 9 > 13	■	0.08 ms	—	0.15 > 0.8 s	1/1/1/2	4	XL : 100x67 mm	■	✓	☀️ + 2 ☐ (CR 2450)	Multi	📦	26 × 24 × 27 / 900	510
ERGOTECH + 3/5-13 G	3-5 > 9 / 9 > 13	■	0.08 ms	✓	0.15 > 0.8 s	1/1/1/1	4 HIGH SENSITIVITY	XL : 100x67 mm	■	✓	☀️ + 2 ☐ (CR 2032)	Multi Premium	📦	26 × 24 × 27 / 1000	520

AUTOMATIC SHADE 5-13 XXL


OPTIONS	Lenses		For	
		114 x 133 (x10)	043893	104 x 96 (x5)
	390 x 150 (x3)	037311	114 x 85 (x5) + 36.6 x 84.5 x 69.5 (side screen x2)	037304



SPACEVIEW 3/5-13 G XXL ALIEN
068698

SPACEVIEW 3/5-13 G XXL AZUR
088696

◀ 100 × 93 mm	□ → ■ 0.08 ms
1/1/1/1	ULTRA CLEAR 3
	TRUECOLOR



AUTOMATIC PANORAMIC

APOLLO+ 3/5-13 G TRUECOLOR	Fixed SHADE 5	SHADE 3 : 5 / 13 Adjustable	Fixed SHADE 5
PANORAMIC 3XL TRUECOLOR	SHADE 3 > 10	SHADE 3 : 4 / 12 Adjustable	SHADE 3 > 10

5-13



4-12



APOLLO+ 3/5-13 G
068681

PANORAMIC 3XL
037281

◀ 100 × 67 mm	□ → ■ 0.08 ms
PANORAMIC	1/1/1/1
ULTRA CLEAR 3	
	TRUECOLOR

◀ 114 × 85 mm	□ → ■ 0.04 ms
PANORAMIC	1/1/1/1
ULTRA CLEAR 3	
	TRUECOLOR

	TRUE COLOR	□ → ■	□ → ■ HF	■ → □ DELAY									L × W × H cm / g	g
SPACEVIEW 3/5-13 G XXL	3-5 > 9 > 13	0.08 ms	✓	0.15 > 0.8 s	1/1/1/1	4 HIGH SENSITIVITY	XXL : 100x93 mm	■	✓	☀ + 2 (CR 2032)	Multi Premium	26 × 24 × 27 / 1000	540	
APOLLO+ 3/5-13 G	3-5 > 9 > 13 + 2x:5	0.08 ms	✓	0.15 > 0.8 s	1/1/1/1	4 HIGH SENSITIVITY	XL : 100x67 mm + 2x 87x102 mm	■	✓	☀ + 2 (CR 2032)	Multi Premium	26 × 24 × 27 / 1000	550	
PANORAMIC 3XL	3-4 > 8 / 8 > 12 + 2x:3 > 10	0.04 ms	✓	0.15 > 0.8 s	1/1/1/1	4 HIGH SENSITIVITY	114x85 mm + 2x(68x80) mm	■	✓	☀ + 2 (CR 2450)	Multi Premium	23.6 × 24.6 × 34.8 / 1140	550	

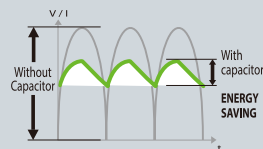


AUTOGYS

MIG/MAG TRADITIONAL SYNERGIC

Capacitor

> PERFECT WELD



CARMIG

15 200 A

400 V • 3 ~



3 m

with accessories
032132



ACCESSORIES
BOX



4 m³
(20L)



MIG-MAG GMAW-FCAW

TRADITIONAL

CRMIG / GYS AUTO

31





INVERTER

CARMIG-E AUTO

32

ACCESSORIES & CONSUMABLES

26

MADE IN GYS CHINA 			 min → max
	50/60 Hz	A	A
CARMIG	400 V 3~	10	15 → 200
M1 GYS AUTO	230 V 1~	16	15 → 160
T1 GYS AUTO	400 V 3~	16	15 → 200
CARMIG-E AUTO	230 V 1~	16	20 → 200

SYNERGIC - EASY TO USE

Auto adaptative wire speed



OPTIONS

**Option
Spool Gun Torch
041486**

Ø 100
Ideal for
· Steel / Acier / Stahl
· Stainless steel / Inox
· Alu



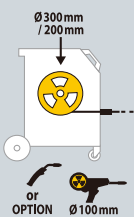
PATENTED INVENTORS, INVENTORS
EUROPEAN TRADEMARK & DESIGN

M1 GYS AUTO

15 160 A Capacitor

230 V · 1 ~

with accessories
032903



T1 GYS AUTO

15 200 A Capacitor

400 V · 3 ~

with accessories
032910



220 V · 3 ~

with accessories
901964



200 V · 3 ~

with accessories
900813



CARMIG E AUTO



**MIG/MAG
INVERTER**




CARMIG-E AUTO

20 200 A

230 · 1 ~



with accessories:
087675



NEW



4 m³
(20L)

for
M1 GYS AUTO
T1 GYS AUTO

Steel
3m, 180A
063754



OPTIONS

Alu TORCH

250 A
3m
air
063761



AUTO GYS

TRADITIONAL SYNERGIC

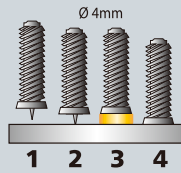
Reg	Ø mm			Electronic Control	EN60974-1 (40°C)		Ø mm		Original equipment / Equipement d'origine / Originalausstattung / Equipamiento de fabrica		LxWxH cm / kg	Protected & compatible power generator (+/-15%)
	100 (spoolgun)	200	300		IA (60%)	X% (Iz max)	Steel	Alu	Wire	Torch		
7	—	■	■		110	150A@25%	0.6+1	—	0.6/0.8	0.8	77 x 47 x 79 / 50	5 kVA
6	option	■	■		90	140A@15%	0.6+1	—	0.6/0.8	0.8	78 x 38 x 67 / 56	4,5 kVA
7	option	■	■		110	150A@25%	0.6+1	—	0.6/0.8	0.8	78 x 38 x 67 / 56	4,5 kVA
—	—	■	■		120	200A@15%	0.6+1	0.8+1.0	0.6/0.8	0.8	78 x 38 x 67 / 42	4,5 kVA



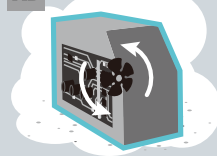
GYSPOT ALU

DENT PULLING ALUMINUM

66 mF CAPACITOR DISCHARGE WELDING



AD ANTI-DUST



SYNERGIC CONTROL

PATENTS REGISTERED NUMBERS
EUROPEAN TRADEMARK & DESIGN



FIXED GUN

ALU GUN

PATENTS REGISTERED NUMBERS
EUROPEAN TRADEMARK & DESIGN

for GYSPOT ALU 66

$\varnothing 4 \times 2 \quad 049000C$



Joint rings for mandrel $\varnothing 4/5/6$
 $\times 2 \quad 060814$

AUTOMATIC

3 m, $\varnothing 25 \text{ mm}^2$

(x 3)
065635



GYSPOT ALU 66

13000 A $\times 1$ AUTOMATIC

230 V • 1 ~

080188

200 V • 2 ~

901865 6 m

included for $\varnothing 4 \text{ mm}$



Automatic alu gun
3 m, 25 mm² ALU BOX STANDARD (050020)

ALU

ALU BOX STANDARD
050020



included GYSPOT
ALU 66

x 200 alu magnesium screws
12 mm - $\varnothing 4$ - M4
050273

x 200 alu silicium screws
12 mm - $\varnothing 4$ - M4
050280

x 5 screwable rings - $\varnothing 4$
050297

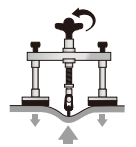
x 1 lifting rod
180 mm

OPTIONS

Universal 800
for ALU 66
051331



Alu Puller
051003



+ Alu 1
050938 + Alu 2
050945



DENT PULLING

ALU+STEEL



- ▽ Stars
- ⌘ Rings
- 〰 Wavy wires
- ⌘ Impact shrinking
- ⌘ Tempering
- T Rivets
- Rings
- ⌘ Studs

NEW



2 GUNS INCLUDED

GUN WITH CONNECTOR

GYSPOT COMBI PRO 230

+	3800 A Acier / Steel / Stahl	x2	AUTOMATIC
	13000 A Alu		MANUAL
			AUTOMATIC

230V • 1~


087705

included



Manual quick gun, 2 m, 70 mm² (057524)
+ Hammer (057272)

Automatic alu gun, 3 m, 25 mm²



Earth cable
2 m, 70 mm

SPOTTER BOX PRO (050075)
(Details p.10)

ALU BOX STANDARD (050020)
(Details p.10)

MADE IN GYS CHINA				I ₂ max	U ₂		I _{RMS}	kW				SYNERGIC			AUTOMATIC	MANUAL	SEPARATE CABLE GUN			LxWxH cm / kg
GYSPOT ALU 66	230V	6 m	13 000	50 >200	5	—	0.52	OK	OK	■	■	—	■	x1	—	—	3 m	Included Alu box	27 x 20.5 x 27 / 13.5	
GYSPOT COMBI PRO 230	230V	8 m	3800 (steel) 13000 (alu)	7,4 (steel) 50 >200 (alu)	16	2800 (steel)	20	OK	OK	—	■	■	■	x1	x1	■	2/3 m	Included Spotter box + Alu box	54 x 76 x 34 / 43.8	



GYSPOT

DENT PULLING STEEL

- ▽ Stars
- Ⓛ Rings
- 〰 Wavy wires
- ⚡ Impact shrinking

OPTIONS

Consumables p.28



Trolleys p.30



- ▽ Stars
- Ⓛ Rings
- 〰 Wavy wires
- ⚡ Impact shrinking

+ ⚡ Tempering



FIXED GUN

FIXED GUN

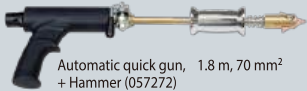
GVSPOT 2602

2600 A x1 **AUTOMATIC**

230V • 1~

052208

included



Automatic quick gun, 1.8 m, 70 mm² + Hammer (057272)



Earth cable 1.7 m, 50 mm² + Electrode warming point + Star copper coating (x3)

GVSPOT 2702

2600 A x1 **MANUAL**

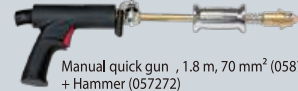
230V • 1~

055353

200V • 2~

900820

included



Manual quick gun, 1.8 m, 70 mm² (058705) + Hammer (057272)



Earth cable 1.7 m, 50 mm² + Electrode warming point + Star copper coating (x3)

GVSPOT 34.02 & 34.04

3500 A x1 **MANUAL**

230V • 1~

GVSPOT 34.02
065741


200V • 2~

GVSPOT 34.02
901828
901285

400V • 2~

GVSPOT 34.04
067943

included



Manual quick gun, 2 m, 50 mm² + Hammer (057272)

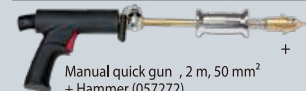


Earth cable 1.7 m, 50 mm² + Electrode warming point + Star copper coating (x3)

400V • 2~

GVSPOT 34.04 APAC
901315

included



Manual quick gun, 2 m, 50 mm² + Hammer (057272)



Quick & Easy

QUICK GUNS



PATENT'S REGISTERED NUMBERS
001058943-001058944-001058945
EUROPEAN TRADEMARK & DESIGN

AUTOMATIC



WITH CONNECTOR
2 m, Ø 70 mm²
included 39.02/04
057517



WITH CONNECTOR
3 m, Ø 50 mm²
included PRO 230/400
057500

MANUAL



WITH CONNECTOR
cable 2 m, Ø 70 mm²
included PRO 230/400,
057524

No connector
cable 1.8 m, Ø 70 mm²
for 2702
058705

No connector
cable 2 m, Ø 50 mm²
for 34.02/34.04

- Stars
- Rings
- Wavy wires
- Impact shrinking
- Tempering
- Rivets
- Rings
- Studs

SYNERGIC CONTROL

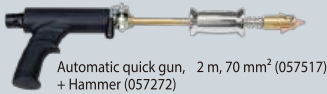
 PATENTS REGISTERED NUMBERS
EUROPEAN TRADEMARK & DESIGN

GUN WITH CONNECTOR
GYSPOT 39.02 & 39.04
3800 A x1 **AUTOMATIC**

 230V • 1 ~ **GYSPOT 39.02**
052215

 400V • 2 ~ **GYSPOT 39.04**
052222

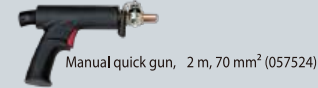
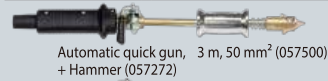
included


GYSPOT PRO 230 & PRO 400
3800 A x2 **AUTOMATIC**
MANUAL

 230V • 1 ~ **GYSPOT PRO 230**
052178

 400V • 2 ~ **GYSPOT PRO 400**
052185

included



				$I_2 \text{ max}$	U_2		I_{RMS}	kW				SYNERGIC			AUTOMATIC	MANUAL	SEPARATE CABLE GUN		
MADE IN GYS CHINA	GYSPOT 2600	230V	2 m	2600	5,4	16	1800	10	OK	—	■	—	—	—	■	—	—	20 x 32 x 18	15
	GYSPOT 2700	230V	2 m	2600	5,4	16	1800	10	OK	—	■	—	■	—	—	■	—	20 x 32 x 18	14.5
	GYSPOT 34.02	230V	2 m	3500	7,4	16	2500	20	OK	OK	■	—	■	■	—	■	—	22,5 x 36 x 23,5	21
	GYSPOT 34.04	400V, 2ph	4 m	3500	7,4	16	2500	20	OK	OK	■	—	■	■	—	■	—	22,5 x 36 x 23,5	21
	GYSPOT 39.02	230V	4 m	3800	7,4	16	2800	20	OK	OK	—	■	■	■	■	—	■	22,5 x 36 x 23,5	22
	GYSPOT 39.04	400V, 2ph	4 m	3800	7,4	16	2800	20	OK	OK	—	■	■	■	■	—	■	22,5 x 36 x 23,5	22
	GYSPOT PRO 230	230V	8 m	3800	7,4	16	2800	20	OK	OK	—	■	■	■	■	■	■	22,5 x 36 x 23,5	20.5
	GYSPOT PRO 400	400V, 2ph	8 m	3800	7,4	16	2800	20	OK	OK	—	■	■	■	■	■	■	22,5 x 36 x 23,5	20.5

GYSPOT ACCESSORIES & CONSUMABLES



DENT BOX CONSUMABLES / BAR / EASY
SPOTTER BOX STANDARD / 2600 / 2700

SPOTTER BOX PRO

DENT BOX

CONSUMABLES
051515

BAR
050037

EASY
053632

SPOTTER BOX

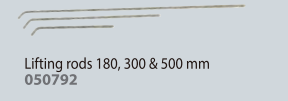

PRO
050075

STANDARD
053915

2600
052277

2700
053922

	hexagon			x1				x1	x1		
	Earth plate small			x1				x1	x1		
	chuck for inertia hammer		x1	049482	x1			x1	x1		
	copper coating star		x20	052239	x20		x20	x20	x20	x20	x20
Star											
	electrode ø 16 for 8 x 16		x1	049574	x1			x1	x1	x1	x1
	ø 8 x 16		x100	049444	x50			x50	x50	x50	x50
Ring	earth hook		x1	056718	x1			x1	x1	x1	x1
	carbon heating electrode		x5	049468	x1			x1	x1		x1
Tempering											
	electrode warming point ø 16		x1	049567	x1			x1	x1		
Impact shrinking											
	electrode		x1	049789	x1	x1					
Wavy wire	wavy wire		x50	049727	x25	x25	x25				
	elec-trode		x1	050655	x1	x1					
	straight rings		x100	050648	x50	x50	x50				
	twisted rings		x50	050631			x25				
Rings	lifting rod		x3	180, 300, 050792	x1 180 mm	x1 180 mm					
	electrode for threaded studs rivets ø 5 - M5, M6		x1	049598						x1	
	threaded M5 x 18 x 0.8		x100	049383						x50	
	ø 5 x 18 self-threading		x100	049420						x50	
Studs	ø 5 x 12		x100	049413						x50	
	electrode ø 16, 3 x 4,50		x1	049604						x1	
	ø 3 x 3,25		x100	049345						x100	
Rivets	ø 3 x 4,5		x100	049352						x100	






FAST DENT PULLING

Box of 3 electrodes for accessories
050822




STEEL

EASY TOOL CONNECTION



051690



MANUSPOT = 050679



Tools set & support
for DENT 600, 800, 1000, 1600,
Workstation & Dentstation

MANULINER 050471

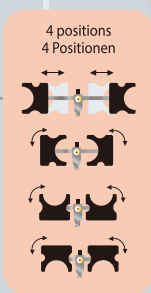


PATENTS REGISTERED NUMBERS
001652108-0003
EUROPEAN TRADEMARK & DESIGN

MANULINER/GUN 056831



Gun adapter
included
052499




Direct impact electrodes (x5)
050839

Patins - Pads (x2)
060807

PATENTS REGISTERED NUMBERS
001652108-0003
EUROPEAN TRADEMARK & DESIGN

SLIDE HAMMERS

COMPLETE 057272



1,1 kg
049802



included (x1)
049482



included (x20)
052239

(x1)
054028

Options

(x5)
050839


5 kg
+ 6 hooks
087828



9 kg
+ 6 hooks
085930



73 cm



1,7 kg
051201

8x16 (x100)
049444


Ø 16, 8x16 (x1)
049574

(x1)
051218

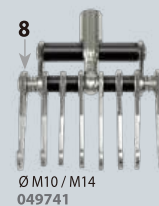
GRIPPING HOOK HEAD



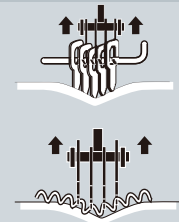
Ø M10 / M14
049758



Ø M10 / M14
049734



Ø M10 / M14
049741



HYDRAULIC CYLINDER KIT

BASIC 4T 052345



BASIC 10T 052338



FAST & EASY TOOLS
LEVELLING BARS

DENT PULLING



PULLING BARS

OPTIONS

Reinforced bar 1200 mm
051171



STANDARD



1 tooth hook
Ø M10 / M14
082021



3 teeth hook
PREMIUM
Ø M10 / M14
059658

STANDARD



4 tooth claw
Ø M10 / M14
049758



6 tooth claw
Ø M10 / M14
049734



8 tooth claw
Ø M10 / M14
049741

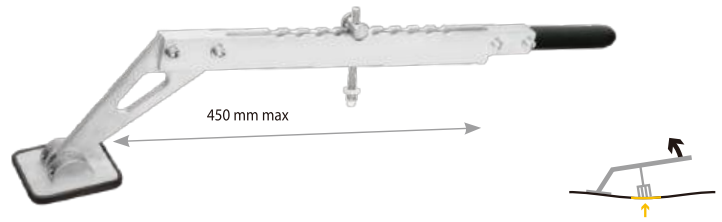
STANDARD

Levelling lever

050686

↳ 1.6 kg
⊗ 79 x 12 x 17 cm / 1.9 kg

PATENTS REGISTERED NUMBERS
001652108-0002
EUROPEAN TRADEMARK & DESIGN

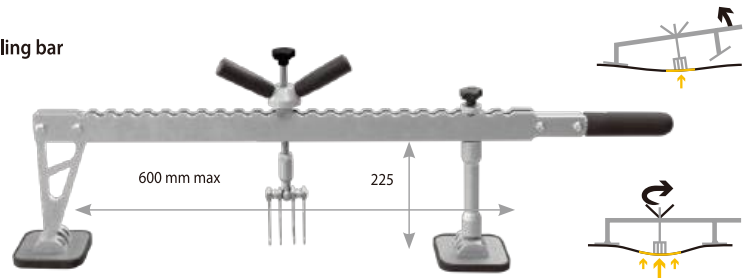


Double action levelling bar

053564

↳ 2.5 kg
⊗ 77 x 12 x 13 cm / 3.2 kg

Licensed by
BETAG.Innovation




Levelling bar

050693

↳ 3.4 kg
⊗ 87 x 17 x 19 cm / 4 kg

Licensed by
BETAG.Innovation




Reinforced scissoring bar

050716

↳ 5.1 kg
⊗ 87 x 17 x 18 cm / 5.9 kg

PATENTS REGISTERED NUMBERS
001652108-0001
EUROPEAN TRADEMARK & DESIGN





GLUE PULLING REPAIR



GYS GLUE PULLING REPAIR KITS

085770


NEW

111 pcs



Glue sticks
x 10
085183
x 30
087835

NEW



250 mm



6 rectangular red end tabs
085312



10 flat pink end tabs
085329



4 green domed end tabs
085398



12 black multiform tabs
085978




2 blue bars with 4 plastic rings
085251



3 tabs with 14 plastic rings kit
085282



4 blue pull bars with metal rail
085299



10 blue multiform pulling bars
085305



Tapping hammer
085411



Dent removal aluminium pen
085404



Dent removal clamp
085435



400 W hot glue gun



Rubber mallet
085428




Pulling handle
085442



Plastic wedge



Spray bottle 600 ml



20 glue sticks
085183

Inertia hammer 200 g
085459

GPR WORKSTATION



GYS GPR KIT
085770

111 pcs



Workstation Premium
076143



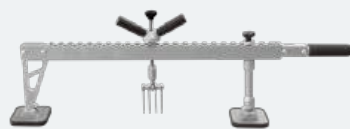
Infrared thermometer
079922



30 glue sticks
087835



Heat gun
066311



Double action levelling bar
053564

Included
4 tooth claw
049758



Alu puller
051003

Included
Alu 1
050938
Alu 2
050945



Slide hammer 1.7kg
051201



Dent repair lamp
083936





DENT PULLING WORKSTATIONS

Compatibility

SPOT	Dent 600	Dent 1000	Universal 800	Weld 10m ³	Spot 1600	Dent 1600	Dentstation Pro
26.02 / 27.02	✓	✓	✓	✓	✓	✓	✓
34.02 / 34.02	✓	✓	✓	✓	✓	✓	✓
39.02 / 39.02	✓	✓	✓	✓	✓	✓	✓
PRO 230 / PRO 400	✓	✓	✓	✓	✓	✓	✓


Dent 600
 ☒ 60 x 14 x 39 cm / 7,4 kg
 072831



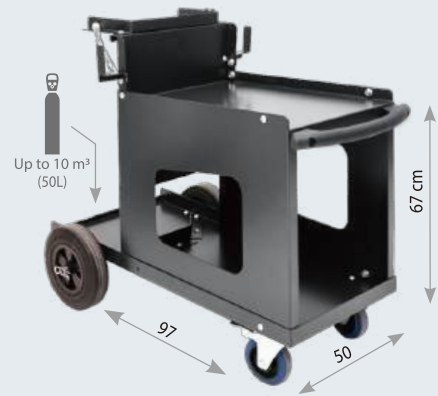
Dent 1000
 ☒ 60 x 14 x 39 cm / 9,9 kg
 072848



Universal 800
 ☒ 52 x 15 x 80 cm / 18,1 kg
 051331




Weld 50L
 ☒ 52 x 15 x 80 cm, 28,5 kg
 901728




Spot 1600
 ☒ 97,5 x 18,5 x 63 cm , 18,1 kg
 051348



Dent 1600
 ☒ 103 x 22 x 66 cm , 52,4 kg
 072596



Dentstation PRO
 ☒ 81 x 29 x 61 cm, 58 kg
 056848



OPTIONS



Cable support
 for Spot 800, 1600
 & Dentstation
 052284



4 m³ support
 for Spot 1600 &
 Dentstation Pro
 059665



Protection cover
 for Universal 800
 062733
 for Spot 1600
 048881
 for Dentstation Pro
 059870



EASYLINER 39.02

EASYLINER PRO 230



PROLINER 39.02
PROLINER 39.04

PROLINER PRO 230
PROLINER PRO 400

PROLINER ALU 66

STEEL



GYSPOT
(guns & consumables included)

39.02

PRO 230

053618C

601239



INCLUDED ACCESSORIES



DENT 1000
072848



Dent box easy
053632



Levelling bar double action
053564

STEEL



GYSPOT
(guns & consumables included)

39.02

PRO 230

601246

601260

39.04

PRO 400

601253

601277

INCLUDED ACCESSORIES



UNIVERSAL 800
051331
+ Cable support
052284



Dent box easy
050037



Levelling bar double action
053564

ALU



GYSPOT
(guns & consumables included)

ALU 66

601345

INCLUDED ACCESSORIES



UNIVERSAL 800
051331
+ Cable support
052284



Alu puller
051003

SPEEDLINER STANDARD



39.02, 39.04



PRO 230, 400



COMBI 230 E.PRO



ALU 66
+ 39.02, 39.04




ALU 66
+ PRO 230, 400



ALU 66

★ ★ ★
COMPLETE
SYSTEM



STEEL

 GYSPOT
(guns & consumables included)

39.02	601154
39.04	601161
PRO 230	601178
PRO 400	601185

ALU + STEEL

 GYSPOT
(guns & consumables included)

COMBI PRO 230

601819

NEW

 GYSPOT
(guns & consumables included)


ALU 66 + 39.02	601758
ALU 66 + 39.04	601765
ALU 66 + PRO 230	601772
ALU 66 + PRO 400	601789

ALU

 GYSPOT
(guns & consumables included)

ALU 66	601796
--------	--------


INCLUDED ACCESSORIES

 Spot 1600
051348

 Levelling bar double action
053564

 6 gripping multihook head
049734

 3 lifting rods
050792

INCLUDED ACCESSORIES

 Spot 1600 + Cable support
051348 + 052284

 Levelling bar double action
053564

 Magnetic earth
049666

 Manuspot
050679

 Dent box consumables
051515

 Alu puller
051003

+


 Alu puller 051003
Cable support 052284

+


 Alu puller 051003
Cable support 052284

 Stainless steel brush
044258

DENTSTATION STANDARD



39.02, 39.04



PRO 230, 400

NEW



COMBI PRO 230



ALU 66
+ 39.02, 39.04

★ ★ ★
COMPLETE
SYSTEM



ALU 66
+ PRO 230, 400



STEEL

 GYS SPOT
(guns & consumables included)

39.02	601192
39.04	601208
PRO 230	601215
PRO 400	601222

ALU + STEEL

 GYS SPOT
(guns & consumables included)

COMBI PRO 230

601826

NEW

 GYS SPOT
(guns & consumables included)


ALU 66 + 39.02	601833
ALU 66 + 39.04	601840
ALU 66 + PRO 230	601857
ALU 66 + PRO 400	601864

INCLUDED ACCESSORIES

Fixing kit 051362

x6 x2



 Dentstation Pro + Fixing kit
056848 051362

 Manuspot
050679

 Levelling bar double action
053564

 6 gripping multihook head
049734

 8 gripping multihook head
049741

 Magnetic earth
049666

 Dent box consumables
051515

 3 lifting rods
050792

 Manual pulling handle
057289

+



Alu puller 051003 Cable support 052284



Alu puller 051003 Cable support 052284

CONTOUR GAUGES

052840




057265




LIP PLIER

079649



LOCK-GRIP PLIERS

Flat nozzle - 460 mm
050112



KIT:
050266



FRAMES SUPPORT



040601

↓ 105 x 33 x 9 cm / 6.3 kg
⊗ 107 x 35 x 10 cm / 6.7 kg



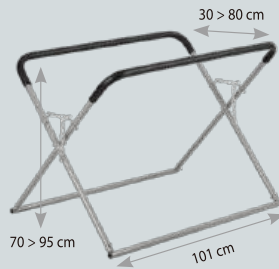
040250

↓ 100 x 105 cm - 7.1 kg
⊗ 104 x 10 x 32 cm / 7.5 kg



083875

14.4 kg
⊗ 108 x 9 x 47 cm / 16.5 kg



040311

↓ 106 x 31 x 6 cm / 6.6 kg
⊗ 106 x 31 x 11 cm / 9.7 kg



040304

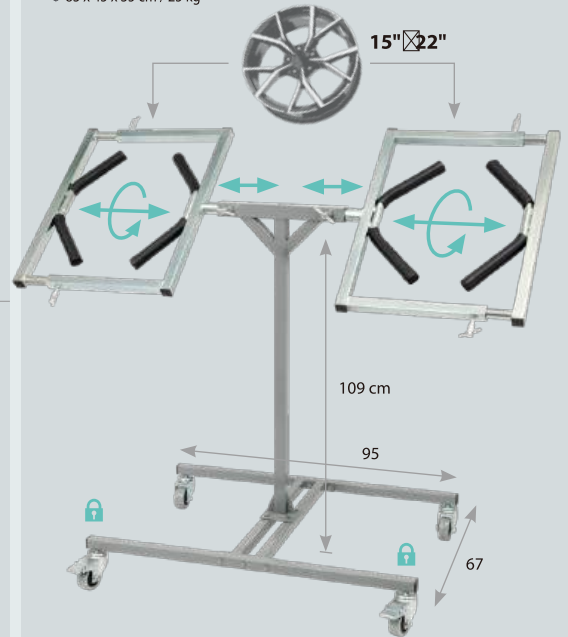
↓ 105 x 109 cm / 7.2 kg
⊗ 107 x 32 x 10 cm / 7.8 kg

Light and easy to handle
Ideal for horizontal works

WHEELS PAINTING SUPPORT

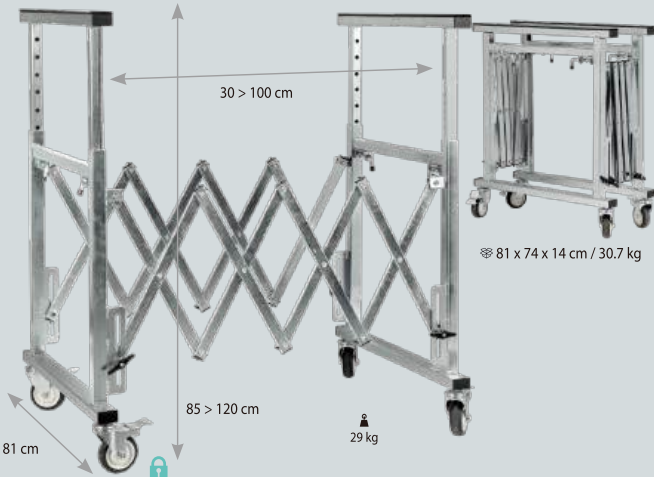
082168

⊗ 83 x 45 x 35 cm / 25 kg



TELESCOPIC FRAMES SUPPORT

083882



ROTARY ELEMENT SUPPORT

052376

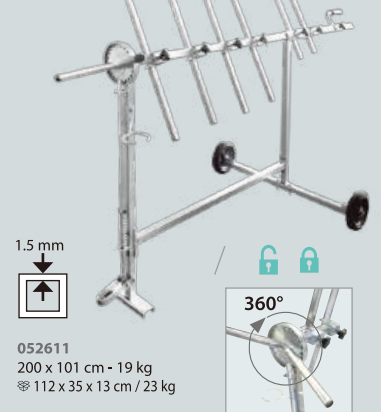
↓ 50 x 70 x 10 cm / 7.3 kg
⊗ 60 x 77 x 12 cm / 8.3 kg



ROTARY ELEMENT SUPPORT

052611

200 x 101 cm - 19 kg
⊗ 112 x 35 x 13 cm / 23 kg



STORAGE TROLLEY

040243
71 x 90 x 197 cm
41 kg
⊗ x2: 90 x 6 x 147 cm
+ 97 x 74 x 24 cm

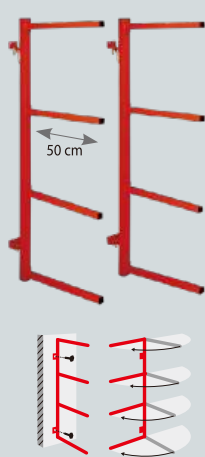


059825



106 x 104 x 215 cm - 32.5 kg
112 x 31.5 x 21.5 cm
+ 12 x 9.5 x 194.5 cm

059832



↓ 50 x 150 cm - 11.3 kg
⊗ 155 x 18 x 12 cm / 13.8 kg

GRATE LIFTER TROLLEY

089068



UNIVERSAL SUPPORT

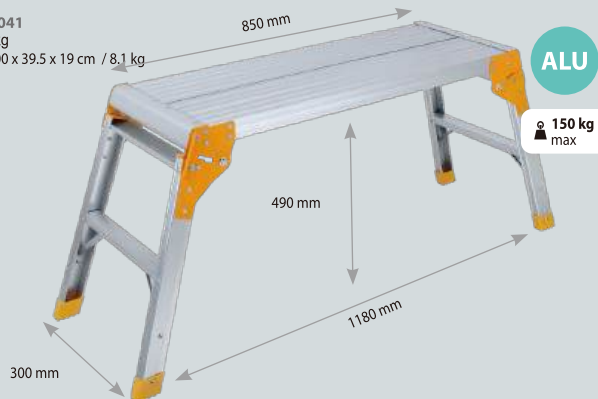
083868
56 kg
⊗ 102 x 72 x 27 cm / 59 kg

NEW

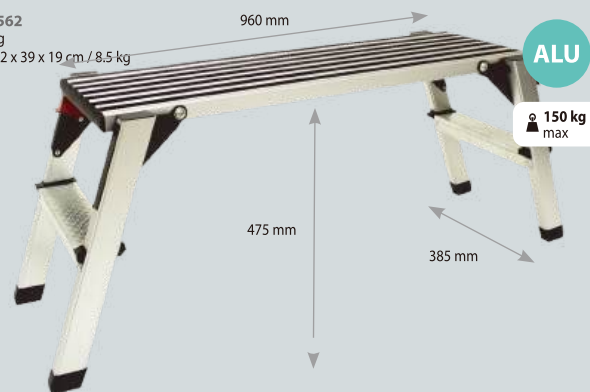


FOLDING STEP STOOLS

080041
7.3 kg
⊗ 100 x 39.5 x 19 cm / 8.1 kg



057562
7.9 kg
⊗ 102 x 39 x 19 cm / 8.5 kg



PLASTIC WELDING STATION



320 W - 230 V, 1~50 Hz
Temperature: 160 < 480°C
⚖ 3.4 kg
Length of hose: 1 m
Air flow: 24 l/min

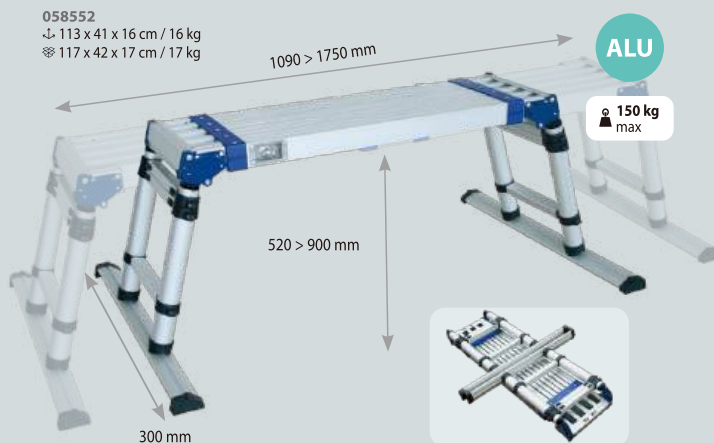


Youtube

Station only
064072



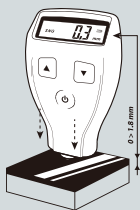
058552
↓ 113 x 41 x 16 cm / 16 kg
⊗ 117 x 42 x 17 cm / 17 kg



FILM COATING THICKNESS GAUGE

059856

Measurement range : 0 – 1.80mm
 Resolution : 0.01mm / 1mm
 Measurement error : +/- 0.03 mm
 Power Supply : 2x 1.5V AAA batteries (included)
 Overall dimensions : 62 x 30.5 x 105 mm



ROUND STOOL WITH TOOL STORAGE

057555

38 x 38 x 44 cm - 5.2 kg
 ⌀ 41 x 19 x 41 cm / 5.6 kg



max : 50 cm
 min : 38 cm



PLASTIC STOOL WITH TOOL STORAGE

085916

3.9 kg
 ⌀ 61 x 36 x 16 cm / 4.6 kg

NEW



HAND LAMPS

PORTABLE HAND LAMP 400 L

400 lumens

COB LED

Li-ion
 Charging time : 8h
 operating time
 High position : 2.5 h
 Low position : 5 h
 Top light (1 W) : 6 h

↓ 7 x 4 x 23 cm / 0.3 kg
 ⌀ 14 x 7 x 24 cm / 0.5 kg

059153



UNDER BONNET LAMPS

UNDER BONNET LAMP AND
 TRIPOD 800 L

250-800 lumens

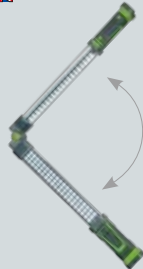
120 COB LED

3.7 V - 4000 mAh Li-ion
 charging time : 10/12 h

operating time
 High position : 3 h
 Low position : 6 h

↓ 60 x 10 x 7 cm / 1.2 kg
 ⌀ 61 x 15 x 12 cm / 2 kg

058002
 058316



INSPECTION LAMPS

INSPECTION HEADTORCH 280 L

100-280 lumens

3 W COB LED, 80 CRI+, 6500 K

3.7 V - 1500 mAh Li-po
 micro USB charging mains charger not incl.
 operating time
 High position : 2 h
 Low position : 6 h
 IP 65

↓ 8 x 5 x 4 cm / 0.1 kg
 ⌀ 5 x 11 x 18 cm / 0.2 kg

060845



PRO INSPECTION LAMP 800 L

120-800 lumens

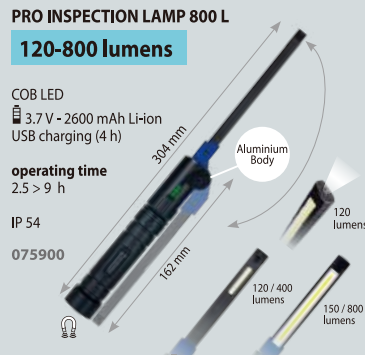
COB LED

3.7 V - 2600 mAh Li-ion
 USB charging (4 h)

operating time
 2.5 > 9 h

IP 54

075900



LED WORKLIGHTS WITH TRIPOD

TRIPOD LAMP 4000 L

4000 lumens

3x 20 COB LED,
 total 60 LED

3 m
 power cord

059986

↓ 21 x 15 x 114 cm / 5.7 kg
 ⌀ 22 x 116 x 117 cm / 6.4 kg



2.3 m
 max

adjustable 2.3 m max

AIR JACKS

DOUBLE BAG AIR JACK


082878

Pressure : 8 bar (116 PSI)
 Weight 12 kg

60 x 52 x 14.5 cm
 14.8 kg

SAFE
EN 1494

12 kg
LIGHT & COMPACT



max :
 40 cm
 (+ pad)

max :
 34 cm

min :
 12 cm

3T max

STABILITY

TRIPLE BAG AIR JACK


082885

Pressure : 8 bar (116 PSI)
 Weight 14 kg

62 x 56.5 x 18 cm
 17.8 kg

SAFE
EN 1494

14 kg
LIGHT & COMPACT



max :
 49.5 cm
 (+ pad)

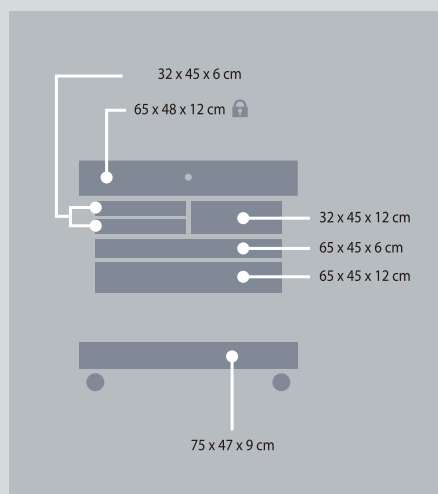
max :
 43.5 cm

min :
 14.5 cm

3.2T max

STABILITY

WORKSTATION PREMIUM 5 DRAWERS



PLASTIC TROLLEY 3 SHELVES



WORKSTATION 3 SHELVES 1 DRAWER





CHARGERS

SMART HF INVERTER Pb

GYSFLASH TECHNOLOGY



Save and load settings. Automatic restart in case of power cut.



Start/stop Engine :
Compatible with Start/Stop vehicles.



Can bus ready: compatible with Can Bus Technology, the Gysflash can be connected to the motorcycle 12V socket (cable is optional).



Auto Recovery : Recovers deeply discharged (min 2V) and/or sulfated batteries.



"Cold charge" mode: performance-enhancing charging mode for cold or freezing weather conditions.



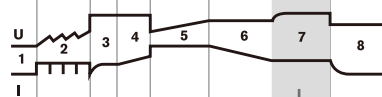
Fitted with a highly sensitive sensor, Gysflash automatically adjusts the charge based on ambient temperature.



Power supply mode: Optimum floating charge, ideal for use during battery change to protect vehicle memory. Also for when the vehicle is not in use for extended periods or for demonstration use.

SMART CHARGE 7 / 8 STEP

1. Status analysis
2. Recovery
3. Test desulfation
4. Desulfation
5. Fast charge 80%
6. Absorption
7. Refresh (for "8 step" only)
8. Floating 100%



Rebalancing of the battery cells for greater longevity (not available on all models).

BEST SELLER



GYSFLASH 1.12


1 A



029361
UK: 029514

GYSFLASH 4.12 & S 4.12

0.8 / 4 A



4.12
029422
UK: 029521

S 4.12 (110 V)
 069190
 072701
 072817

110V



GYSFLASH S 4.12 GYSFLASH 1.12 PL S



DISPLAY BOX

GYSFLASH 4.12 x 5

026001



YouTube

PLAYLIST
GYSFLASH

IP 65

WATER PROTECTION

GYSFLASH
1.12, 4.12, 6.12, 8.12, 12.12,
6 HERITAGE, 6.24, 9.24, 1.12 PL,
8.12 PL, 6.24 PL, 3.48 PL,
1.12 Lithium, 6.12 Lithium



12V

GYSFLASH 6.12

0.8/6 A

GO > 2V | SSM | START STOP | CAN BUS |

REFRESH | 8 STEP

F FLASH Connector

1.45 m | 0.45 m | 0.45 m

029378
 : 029613

GYSFLASH 8.12

8 A

GO > 2V | SSM | START STOP |

REFRESH | 8 STEP

1.9 m

029385
 : 029545

GYSFLASH 12.12

12 A

GO > 2V | SSM | START STOP |

REFRESH | 8 STEP

S SAE Connector

0.40 m | 1.45 m

029392
 : 029552

	50 / 60 Hz		Power	I_{charge}	V	Charge	Maintenance	Z_z	Ondulation/ Ripple	Charging curve		IP		
GYSFLASH 1.12	220-240 V AC	1 m	18 W	1 A	12 V	2 > 32 Ah	2 > 100 Ah	<0.4 Ah/month	<150 mV Rms	IUoU	7 steps	IP 65	0.44 kg	130 × 80 × 38 mm
GYSFLASH 4.12	220-240 V AC	2 m	70 W	0,8/4 A	12 V	1.2 > 90 Ah	1.2 > 130 Ah	<0.4 Ah/month	<150 mV Rms	IUoU	7 steps	IP 65	0.69 kg	170 × 90 × 51 mm
GYSFLASH S 4.12	100-127 V AC													
GYSFLASH 6.12	220-240 V AC	2 m	90 W	0,8/6 A	12 V	1.2 > 125 Ah	1.2 > 170 Ah	<0.4 Ah/month	<150 mV Rms	IUoU	8 steps	IP 65	0.77 kg	190 × 100 × 52 mm
GYSFLASH 8.12	220-240 V AC	2 m	130 W	8 A	12 V	15 > 160 Ah	15 > 240 Ah	<0.4 Ah/month	<150 mV Rms	IUoU	8 steps	IP 65	0.85 kg	190 × 100 × 52 mm
GYSFLASH 12.12	220-240 V AC	2 m	195 W	12 A	12 V	20 > 250 Ah	20 > 330 Ah	<0.4 Ah/month	<100 mV Rms	IUoU	8 steps	IP 65	1.1 kg	221 × 111 × 58 mm

DESIGN
GYS
FRANCE
MADE IN
GYS CHINA



CHARGERS

SMART HF INVERTER Pb



PLAYLIST
GYSFLASH



HERITAGE • 6/12V

GYSFLASH 6 HERITAGE

0.8/6A

GO > 2V | SSM

REFRESH 8 STEP

F FLASH Connector



029538



6/12/24V


GYSFLASH 6.24

0.8/6A

GO > 2V | SSM | START STOP

7 STEP

F FLASH Connector



029460
029644



GYSFLASH 9.24

9A

GO > 2V | SSM | START STOP

REFRESH 8 STEP

S SAE Connector



029477
029651

			Power	I _{charge}	V	Charge	Maintenance		Ondulation/Ripple	Charging curve		IP		
GYSFLASH 6 HERITAGE	50/60 Hz		90 W	0,8/6 A	6/12 V	1.2 > 125 Ah	1.2 > 170 Ah	<0.4 Ah/month	<150 mV Rms	IUoU	8 steps	IP 65	0.77 kg	190 × 100 × 52 mm
GYSFLASH 6.24	220-240 V AC		130 W	0,8/6 A 0,8/4 A	6/12 V 24 V	1.2 > 125 Ah 1.2 > 100 Ah	1.2 > 170 Ah 1.2 > 140 Ah	<0.4 Ah/month	<150 mV Rms	IUoU	7 step	IP 65	0.85 kg	190 × 100 × 52 mm
GYSFLASH 9.24	220-240 V AC		190 W	9 A 6 A	6/12 V 24 V	18 > 220 Ah 15 > 125 Ah	18 > 300 Ah 15 > 170 Ah	<0.4 Ah/month	<100 mV Rms	IUoU	8 step	IP 65	1.1 kg	221 × 111 × 58 mm

GYSFLASH TECHNOLOGY



Save and load settings. Automatic restart in case of power cut.



Start/stop Engine:
Compatible with Start/Stop vehicles.



Can bus ready : compatible with Can Bus Technology, the Gysflash can be connected to the motorcycle 12V socket (cable is optional).



Auto Recovery : Recovers deeply discharged (min 2V) and/or sulfated batteries.



Fitted with a highly sensitive sensor, Gysflash automatically adjusts the charge based on ambient temperature.



GYSFLASH LITHIUM



55

CHARGERS

SMART HF INVERTER LiFePO4



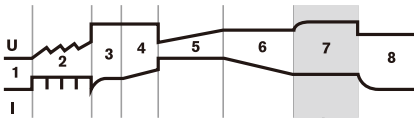
GYSFLASH LITHIUM

SMART HF INVERTER CHARGERS

SMART CHARGE 7 STEP / 8 STEP / 8 STEP LiFePO₄

Pb

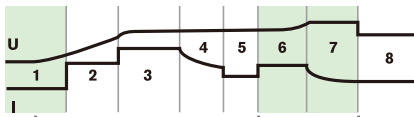
- Status analysis
- Recovery
- Test desulfation
- Desulfation
- Fast charge 80%
- Absorption
- Refresh (for "8 step" only)
- Floating 100%



Rebalancing of the battery cells for greater longevity (not available on all models).

LiFePO₄ (LFP)

- UVP Wake up - Status analysis
- Recovery
- Fast charge 90%
- Absorption 95%
- Test
- Completion
- Equalization
- Floating 100%



Battery reactivation when in UVP protection. Balancing of the battery cells.

12V

GYSFLASH 1.12 Lithium

1 A



F FLASH Connector



1.45 m 0.45 m 0.45 m
029675

GYSFLASH 6.12 Lithium

4/6 A



F FLASH Connector



1.45 m 0.45 m 0.45 m
029729

DESIGN
GYS FRANCE
MADE IN
GYS CHINA

	50 / 60 Hz	Power	I charge	V	Charge	Maintenance	Zz	Ondulation/ Ripple	Charging curve	IP	Weight	Dimensions
GYSFLASH 1.12 Lithium	220-240 V AC	1 m 18 W	1 A	12 V	0.5 > 20 Ah	0.5 > 50 Ah	<0.4 Ah/month	<150 mV Rms	IUoU	8 step IP 65	0.44 kg	130 × 80 × 38 mm
GYSFLASH 6.12 Lithium	220-240 V AC	2 m 90 W	4/6 A	12 V	1.2 > 125 Ah	1.2 > 170 Ah	<0.4 Ah/month	<150 mV Rms	IUoU	8 step IP 65	0.77 kg	190 × 100 × 52 mm



CHARGERS

SMART HF INVERTER Pb/LiFePO4

GYSFLASH TECHNOLOGY

SSM

Save and load settings. Automatic restart in case of power cut.

START STOP

Start/stop Engine : Compatible with Start/Stop vehicles.

CAN BUS

Can Bus Ready : compatible with Can Bus Technology, the Gysflash can be connected to the motorcycle 12 V socket (cable is optional).

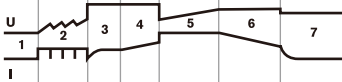
Auto Recovery

Recovery : Recovers deeply discharged (min 2V) and/or sulfated batteries.

SMART CHARGE 7 STEP / 8 STEP LiFePO4

Pb

1. Status analysis
2. Recovery
3. Test desulfation
4. Desulfation
5. Fast charge 80%
6. Absorption
7. Floating 100%



LiFePO4 (LFP)

1. UVP Wake up
2. Status analysis
3. Recovery
4. Fast charge 90%
5. Test
6. Completion
7. Equalization
8. Floating 100%



UVP Wake up (Under Voltage Protection)
Battery reactivation when in UVP protection.

Equalizing Balancing System
Balancing of the battery cells.


OPTIONS For GYSFLASH 8.12 PL



SAE / Cigar lighter (45 cm)
077331



Extension cable SAE / SAE (45 cm)
077348



12 V

GYSFLASH 1.12 PL & 1.12 S PL

1 A

GO > 7 V SSM START STOP CAN BUS

7 STEP Pb 8 STEP LiFePO4

UVP Equalizing



1.12 PL
026902
027541

1.12 S PL (110 V)
070851
072794

GYSFLASH 8.12 PL

1/4 / 8 A

GO > 2 V SSM START STOP CAN BUS

7 STEP Pb 8 STEP LiFePO4

UVP Equalizing



069282

	PATENTS REGISTERED NUMBERS 002280008 & 002279927 EUROPEAN TRADEMARK & DESIGN	50 / 60 Hz	Power	I _{charge}	V	Charge	Maintenance	Zz	Ondulation/ Ripple	Charg- ing curve	IP	Weight	Dimensions
DESIGN	GYSFLASH 1.12 PL	220-240 V AC	20 W	1 A	12 V	2 > 32 Ah (Pb) 0.5 > 20 Ah (LiFePO4)	2 > 100 Ah (Pb) 0.5 > 50 Ah (LiFePO4)	<0.4 Ah/ month	<150 mV Rms	IUOu	7 step (Pb) 8 step (LiFePO4)	0,69 kg	170 × 90 × 51 mm
GYS FRANCE	GYSFLASH 1.12 PL S	100-127 V AC											
MADE IN GYS CHINA	GYSFLASH 8.12 PL	220-240 V AC	130 W	1/4/8 A	12 V	15 > 160Ah (Pb) 1.2 > 160 Ah (LiFePO4)	15 > 240Ah (Pb) 1.2 > 240 Ah (LiFePO4)	<0.4 Ah/ month	<150 mV Rms	IUOu	7 step (Pb) 8 step (LiFePO4)	0,85 kg	190 × 100 × 52 mm

OPTIONS

For GYSFLASH 3.48 PL

SAE XLR
027428

SAE Anderson
027473

SAE Jack
025646

GYSFLASH TECHNOLOGY

SSM

Save and load settings, Automatic restart in case of power cut.

START STOP Start/stop Engine :

Compatible with Start/Stop vehicles.

Auto Recovery : Recovers deeply discharged (min 2V) and/or sulfated batteries.

t°

Fitted with a highly sensitive sensor, Gysflash automatically adjusts the charge based on ambient temperature.

SMART CHARGE 7 STEP / 8 STEP LiFePO₄

Pb


1. Status analysis
2. Recovery
3. Test desulfation
4. Desulfation
5. Fast charge 80%
6. Absorption
7. Floating 100%

LiFePO₄ (LFP) / Li-ion

1. UVP Wake up - Status analysis
2. Recovery
3. Fast charge 90%
4. Absorption 95%
5. Test
6. Completion
7. Equalization
8. Floating 100%

UVP Wake up (Under Voltage Protection)
Battery reactivation when in UVP protection.

Equalizing Balancing System
Balancing of the battery cells.



24 V

48 V

ELECTRICAL MOBILITY

INDUSTRY / ELECTRICAL MOBILITY

GYSFLASH 6.24 PL

24V 6 A 60 > 2 V

GO > 2 V

7 STEP Pb

SSM

8 STEP LiFePO₄

8 STEP Li-ion

t°

SAE Connector

1.45 m 0.45 m 0.45 m

027398



GYSFLASH 3.48 PL

48V 3 A 60 > 5 V

GO > 5 V

7 STEP Pb

SSM

8 STEP LiFePO₄

8 STEP Li-ion

t°

SAE Connector

1.45 m 0.45 m

027893

DESIGN GYS FRANCE	MADE IN GYS CHINA	50 / 60 Hz	Power	I _{charge}	V	n cell			Charge	Maintenance	Z _z	Ondulation/Ripple	Charging curve	IP	Weight	Dimensions		
						Pb	LFP	NMC										
GYSFLASH 6.24 PL		220-240 V AC	2 m	190 W	6 A	24 V	12	8	6	15 > 125 Ah (Pb) 2 > 125 Ah (Li)	15 > 170 Ah (Pb) 2 > 170 Ah (Li)	<0.4 Ah /month	<150 mV Rms	I _{UoU}	7 step (Pb) 8 step (Li)	IP 65	1,1 kg	221×111×58 mm
GYSFLASH 3.48 PL		220-240 V AC	2 m	195 W	3 A	48 V	24	15/16	13/14	6 > 60 Ah 3 > 60 Ah	6 > 85 Ah 3 > 85 Ah	<0.4 Ah /month	<150 mV Rms	I _{UoU}	7 step (Pb) 8 step (Li)	IP 65	1,1 kg	221×111×58 mm



CONNECTORS



F Flash Connector

GYSFLASH ≤ 6A : 1.12 / 4.12 / 6.12 / 6 Heritage / 6.24 / 1.12 Li / 6.12 Li / 1.12 PL



F2 / Charge indicator
L 0.56 m (1.3 mm²)
All **12V** LEAD
029149



F4 / Charge indicator eyelets
ø M6 L 0.56 m (1.3 mm²)
All **12V** LEAD
029200



F6 / Charge
L 2.50 m (1.3 mm²)
All **12V** LEAD
029057

SELECT THE RIGHT GYSFLASH

GYSFLASH	VOLTAGE					MEDICAL SERVICE - LEISURE					MOTORBIKE LIGHT MOBILITY				AUTO - CAMPER VAN - TRUCK							MARINE			INDUS TRY	URBAN
	6V	12V	24V	36V	48V	ambulance	car	motorcycle	motorbike	motorcycle	car	car	car	car	car	car	car	car	car	car	boat	boat	boat	factory	city	

Pb

1.12																		M									
1.12 PL																		M									
4.12																		M	M								M
6.12																				M							M
8.12		12V																									M
8.12 PL		12V																									M
12.12																											
6 Heritage	6V	12V																									M
6.24 PL			24V																								
6.24	6V	12V	24V																								M
9.24																											M
3/48 PL					48V																						

LiFePO4

1.12 Lithium																			M								
1.12 PL																			M								
6.12 Lithium		12V																									
8.12 PL		12V																									
6.24 PL			24V																								
3/48 PL					48V																						

Li-ion

6.24 PL			24V																								
3/48 PL					48V																						

M = maintenance only



GYSFLASH BSU

BATTERY SUPPORT UNIT


Battery support for:

- Diagnostics
- ECU programming
- ADAS recalibration

YouTube

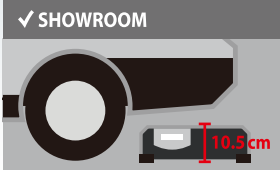
PLAYLIST
GYSFLASH
PRO

- PFC** POWER FACTOR CORRECTION
- FV** FLEXIBLE VOLTAGE
85 V ← 265 V



- 22 languages**
- GB DK CZ
- FR FI PL
- DE TR SK
- NL HR UA
- ES GR
- PT HU
- IT CN simplified
- RU CN traditional
- SE JP

NEW



12 V

SC SMART COOLING TECHNOLOGY

100% DUST PROOF

SILENT

GYSFLASH 100 BSU 12V 2,5 m - 16 mm²

100 A

PFC SC

901841 : 901742
5 m - 16 mm² 901834 : 901896

GYSFLASH 102 BSU 12V 5 m - 16 mm²

100 A

PFC SC

902138

DIAG + U2 ADJUSTABLE

SHOWROOM

CHANGE BATTERY

POWER SUPPLY U2 & I2 max ADJUSTABLE

OPTION BSU Flash XL 028890

OPTION Cable support 052284

OPTION Anderson/Clamps

2,5 m - 16 mm² 056503C
5 m - 16 mm² 054615C
8 m - 16 mm² 056572C

Wall support for GYSFLASH 102.12

INCLUDED Fixing kit

OPTION Magnetfix 50 029637

OPTION GYSFLASH PRO vertical wall mounting kit 082694

OPTION Wall support 055513

DESIGNED IN FRANCE	50 / 60 Hz	V L	mm ²	START MINI	I max	25°C @100%	40°C @100%	TRACTION BATTERIES	SHOWROOM CONNECT	IP	Weight	Dimensions	L x W x H cm / kg			
GYSFLASH 100 BSU 12V	185 > 265V	2,5 m / 5 m	16	12V	1600W	2V	100 A	75 A	66 A	20 · 1200 Ah	—	Ø M6	21	7.4 kg / 8.3 kg	32 × 10.5 × 29.2 cm	31 × 25 × 41 / 7.4
GYSFLASH 102 BSU 12V	185 > 265V	5 m	16	12V	1600W	2V	100 A	75 A	66 A	20 · 1200 Ah	—	Ø M6	21	9.1 kg	12 × 34.5 × 29.5 cm	24 × 40 × 30 / 9.1





ARTIC

CHARGERS

IP 65
WATER PROTECTION
 ARTIC 1500, 4000 & 8000
CHARGERS ONLY

SSM
 Save and load settings. Automatic restart in case of power cut.

START STOP
 Start/stop Engine : Compatible with Start/Stop vehicles.

Cold Charge
 "Cold charge" mode: performance-enhancing charging mode for cold or freezing weather conditions.



INCLUDED

all ARTIC

Eyelets / Cèllets / Ösen
 30 cm
 026872

Clamps / Pincés / Klemmen
 35 cm
 026865

AUTOMATIC SMART HF INVERTER



ARTIC 800	ARTIC 1500	ARTIC 4000	ARTIC 8000
12V 0.8A GO > 7V	12V 1.5A GO > 7V	6/12V 4/1-4A GO > 2V (6V) GO > 7V (12V)	2/8A 12V GO > 7V
SSM	SSM	SSM START STOP Cold Charge	SSM START STOP Cold Charge
029569	029576	029583	029590



	50 / 60 Hz	W	CHARGE				Polarity protection	Cold Charge	SSM	Full security	Start/Stop engine	Fuse	CHARGER + TESTER	CONTROL	L x W x H cm / kg	Weight
			Moyen / Average (EN 60335)	Efficace / RMS	Reg	Reg										
MADE IN CHINA	ARTIC 800	100-240V	15 W	12V	0,8 A	—	—	•	—	—	—	—	—	—	6 × 15,1 × 25,5 / 0,43	0,43 kg
	ARTIC 1500	220-240V	27 W	12V	1,5 A	—	—	•	—	—	—	—	—	25,7 × 15,1 × 6 / 0,5	0,5 kg	
	ARTIC 4000	220-240V	75 W	6V 12V	4A 1A / 4A	—	2	•	•	•	•	—	OK	—	24,9 × 15,1 × 6 / 0,8	0,78 kg
	ARTIC 8000	220-240V	130 W	12V	2 / 8 A	—	2	•	•	•	•	—	OK	—	34,1 × 17,7 × 7,3 / 1,1	1,13 kg
MADE IN GYS CHINA	ENERGY 126	220-240V	90 W	12V	4 A	6 A	—	—	•	—	—	10 A	—	—	16,6 × 11,8 × 22,5 / 2	2 kg
	TCB 120 automatic	220-240V	150 W	12V	3,5-7 A	10,5 A	2	•	—	•	—	15 A	OK	OK	17,9 × 12,3 × 30,4 / 3,2	3,2 kg

**CT**

CHARGERS

**CT 160****9A**1.5 m - 1.5 mm² → 40 A**024106**
☎ : 025325**CT 210****12A**1.5 m - 2.5 mm² → 40 A**024113**
☎ : 025349**12/24 V • MANUAL W**

MULTICHARGE

**6 charging speeds****MULTICHARGE CT 48****32A****026087**2 m - 6 mm² → 60 A**12/24/36/48 V • MANUAL W****Fuse x10****10A**
WATTMATIC 100
054530**15A**
CT 160,
WATTMATIC 140
054493**20A**
CT 210,
WATTMATIC 150 & 170
054509**25A**
CA 150,
WATTMATIC 180
054516**40A**
CT 48
054646**50A**
CA 360
054622

DESIGN GYS FRANCE	MADE IN GYS CHINA				CHARGE						Fuse			
					Moyen / Average (EN 60335)			Efficace / RMS						Reg
					Reg 1	Reg 2	Reg 3							
CT 160	230V, 50/60 Hz	190W	12/24V	12V > 7 A 24V > 3 A	9 A (boost) 5 A (boost)	—	13,5 A 7,5 A	2	2	15 A	20,5 × 30 × 13,5 cm	3,9 kg		
CT 210	230V, 50/60 Hz	260W	12/24V	12V > 8 A 24V > 4 A	12 A (boost) 6 A (boost)	—	18 A 9 A	2	2	20 A	22,5 × 33,5 × 14,5 cm	5,2 kg		
MULTICHARGE CT 48	230V, 50/60 Hz	1200W	12/24/36/48V	12V > 20,8 A 24V > 20,1 A 36V > 19,6 A 48V > 15,5 A	32,4 A 31,8 A 30,4 A (30,4 A boost) 18,7 A (24,3 A boost)	—	31 A 29 A 29 A 28 A	6 6 6 6	6	40 A	32,5 × 39,5 × 20,5 cm	15,5 kg		
CA 150	230V, 50/60 Hz	500W	12/24V	8 A	10 A (boost)	—	18 A	2	2	25 A	33 × 26 × 14 cm	6 kg		
CA 360	230V, 50/60 Hz	920W	12/24V	7 A	15 A (boost1)	25 A (boost2)	37 A	3	3	50 A	44 × 31 × 23 cm	14 kg		
WATTMATIC 100	230V, 50 Hz	170W	6/12V	3 A	5 A	—	11,4 A	2	2	10 A	24 × 26 × 13 cm	3,8 kg		
WATTMATIC 170	230V, 50 Hz	280W	6/12V	6,5 A	10 A (boost)	—	18,8 A	2	2	20 A	36 × 22 × 14 cm	5 kg		

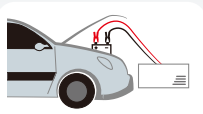


CA 150
10 A
SSM
1.5 m - 2.5 mm² → 40 A
024434

CA 360
25 A
SSM
2 m - 6 mm² → 60 A
023185

12/24 V • AUTOMATIC W2

WATTMATIC



Protection for on-board electronics



WATTMATIC 100
5 A 60 > 3.5 V
SSM START STOP
024823
025417
1.5 m - 1.5 mm² → 40 A

WATTMATIC 170
10 A 60 > 3.5 V
SSM START STOP
025615
025639
1.8 m - 2.5 mm² → 40 A

6/12V • AUTOMATIC WUoU

RECOMMENDATION	6V			12V			24V			+									
	5 Ah	10 Ah	15 Ah	20 Ah	40 Ah	80 Ah	90 Ah	110 Ah	120 Ah	180 Ah	240 Ah	300 Ah	+ Ah						
CT 160										12 V : 25 > 160 Ah - 24 V : 15 > 90 Ah									
CT 210										12 V : 35 > 210 Ah - 24 V : 20 > 100 Ah									
MULTICHARGE CT 48										12, 24, 36 V : 90 > 450 Ah - 48 V : 70 > 360 Ah									
CA 150										35 > 150 Ah									
CA 360										40 > 350 Ah									
WATTMATIC 100										15 > 100 Ah									
WATTMATIC 170										25 > 180 Ah									



CHARGERS & STARTERS

SSM SELF START MEMORY



3 in 1

CHARGE



TEST



START



12V • AUTOMATIC **W2**

STARTUP 80

17 A

SSM

024922

025127



12V

12/24V • TRADITIONAL **W**

START 200

18 A

SSM

1.5 m - 6 mm² → 60 A

025530



START 300

23 A

SSM

2 m - 10 mm² → 220 A

025547



NEOSTART 320

9 / 40 A

SSM

2 m - 10 mm² → 220 A

025301



DESIGN GYS FRANCE MADE IN GYS CHINA	50 / 60 Hz	I ₁	BATTERY	CHARGE								START			Fuse	Box	Weight	
				CHARGE kW	START kW	Reg	Efficace / RMS	Moyen / Average (EN 60335)	Boost	Automatic	Manual	min - max	1V/C	0V/C				
START UP 80	230V	13 A	12V	0,35	1	2	13,5-25 A	9 A	17 A	•	—	40 > 170 Ah	50 A	80 A	—	—	12 × 18 × 32 cm	4,4 kg
START 200	230V	13 A	12V	0,39	1,4	3	15-25 A	11 A	18 A	—	•	53 > 240 Ah	80 A	120 A	—	50 A	37 × 26 × 18 cm	8 kg
START 300	230V	13 A	12V	0,8	3,6	3	13-36 A	10 A	23 A	—	•	42 > 300 Ah	100 A	165 A	—	80 A	43 × 33 × 23 cm	13,8 kg
		13 A	24V	1,2	3,6			8 A	17 A			38 > 224 Ah						
NEOSTART 320	230V	13 A	12/24V	0,8	6,5	3	40 A	10 A	40 A	—	•	20 > 700 Ah	160 A	270 A	—	150 A	41 × 30 × 21 cm	14,7 kg
		13 A	12/24V	1,7	9	3	70 A	20 A	40 A									
NEOSTART 420	230V	16 A	12/24V	1,7	9	3	70 A	20 A	40 A	—	•	20 > 1000 Ah	250 A	420 A	—	200 A	47 × 32 × 27 cm	20,9 kg
NEOSTART 620	230V	16 A	12/24V	2	10	3	90 A	30 A	60 A	—	•	20 > 1350 Ah	330 A	620 A	—	200 A	47 × 32 × 27 cm	24 kg



GYSPACK

+ COMPRESSOR

BOOSTERS

Pb/Lead INSIDE



POWER SUPPLY
12V DC



Air Kit included
17 bars

NEW

NEW DESIGN



old design

 17 bars

12 V **18 Ah** **INSIDE**

HOBBIES  **PRO**
OCCASIONAL  **INTENSIVE**

12 V **17 Ah** **INSIDE**

12 V **22 Ah** **INSIDE**

GYSPACK 400 

1 250 A **480 A**
1V/Cell

0.6 m - 16 mm² → 300 A

025455
 025516

GYSPACK AIR 401 

1 100 A **380 A**
1V/Cell

1.2 m - 12.5 mm² →

088801

GYSPACK 600

1 750 A **550 A**
1V/Cell

0.6 m - 16 mm² → 300 A

027336
 027497

INCLUDED GYSPACK 400 / AIR 401 / 600 / PRO




OPTION

MEMORY AUTO SAVE
CABLE OBD 1,5 m
054202

Fuse 7,5 A





CHARGER

⊖ Power in 110-240 V/out 12V
50/60 Hz
054677
 054660



WU

FV FLEXIBLE VOLTAGE
85 V — 265 V


DESIGN GYS FRANCE	MADE IN GYS CHINA	Inside	START 			START PETROL & DIESEL	ON/OFF	Speaker	Fuse	TEST	START PETROL & DIESEL	EXTERNAL Charge 230V	TEST OK	LxWxH cm / kg	LxWxH cm / kg
			1 V/Cell	0 V/Cell	Peak Battery										
GYSPACK 400		12V-18 Ah	12V	480 A	900 A	1250 A	Lead/LFP	—	—	—	—	⊖ 12 V DC/0,5A	•	26.4 x 13. x 29.5 / 6.4	28.5 x 16 x 34 / 7.2
GYSPACK AIR 401		12V-17 Ah	12V	380 A	700 A	1100 A	Lead/LFP	•	•	—	17 bars	(x2) Cigarette Lighter: 12V - 8A or USB-A Port 5V/2.1A	•	33 x 18.2 x 27.4 / 8.3	38.5 x 22 x 44 / 9.4
GYSPACK 600		12V-22 Ah	12V	550 A	1050 A	1750 A	Lead/LFP	—	—	—	—	⊖ 12 V DC	•	25.5 x 14 x 29.5 / 7.5	29.5 x 16 x 35.5 / 8.2
GYSPACK PRO		12V-22 Ah	12V	600 A	1100 A	1750 A	Lead/LFP	•	•	—	—	⊖ 12 V DC	•	35 x 14 x 37 / 9	39 x 17 x 45 / 9.5
GYSPACK HERITAGE 6/12		6V - 2 x 20 Ah	6V 12V	400 A 450 A	800 A 850 A	3200 A 1600 A	Lead/LFP	•	•	1 x 300 A	—	⊖ 12 V DC	•	36 x 11 x 45 / 13	39 x 22 x 51 / 14



GYPACK / STARTPACK

BOOSTERS

Pb/Lead INSIDE



POWER SUPPLY 12V DC

FOR GYPACK 660/750/800/700/900

OPTION

MEMORY AUTO SAVE
CABLE OBD 1,5 m
054202



Fuse 7,5 A

Fuse 200 A 300 A
x2 054547C 054561C



SPIRAL TECHNOLOGY

New handle design



12 V


28 Ah INSIDE

HOBBIES OCCASIONAL  PRO INTENSIVE

GYPACK 660

1 900 A

640 A
1V/C

1.3 m - 25 mm²  600 A

027862

 : 027879



INCLUDED GYPACK 660

28 Ah SPIRAL INSIDE

HOBBIES OCCASIONAL  PRO INTENSIVE

GYPACK 750

2 500 A

750 A
1V/C

1.3 m - 25 mm²  600 A

026179

 : 026353



INCLUDED GYPACK 750 / GYPACK PRO 800


28 Ah SPIRAL INSIDE

HOBBIES OCCASIONAL  PRO INTENSIVE

GYPACK PRO 800

2 500 A

700 A
1V/C

1.8 m - 25 mm²  600 A

068759

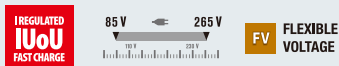
 : 072107



CHARGER

⊖ Power in 100-240 V / out 12 V
50/60 Hz
027992

 : 025929



CHARGER

⊖ Power in 110-240 V / out 12 V
50/60 Hz
054684


 : 054691






















After each use

DESIGN GYS FRANCE

MADE IN GYS CHINA

	Inside	START 			START PETROL & DIESEL	TEST OK	CHARGER INSIDE	50 / 60 Hz	EXTERNAL Charge 230V	Protection		Power out		Fuse	Fuse	LxWxH cm	LxWxH cm / kg
		1V/Cell	0 V/Cell	Peak Battery						ON	OFF	Memory	Memory				
GYPACK 660	28 Ah	12V	640 A	1200 A	1900 A	Lead/LFP	•	—	110 - 240 V	12V/2 A DC	•	•	⊖ 12 V DC	—	1 × 200 A	35 x 19 x 40	39 x 23 x 45 / 13.5
GYPACK 750	28 Ah	12V	750 A	1450 A	2500 A	Lead/LFP	•	—	110 - 240 V	12V/2 A DC	•	•	⊖ 12 V DC	—	2 × 200 A	35 x 19 x 40	39 x 23 x 45 / 13.5
GYPACK PRO 800	28 Ah	12V	700 A	1320 A	2500 A	Lead/LFP	•	—	110 - 240 V	12V/2 A DC	•	•	⊖ 12 V DC	10 A	2 × 200 A	31 x 19 x 35	32 x 23 x 37 / 18.4

RECOMMENDATION	5 Ah										10 Ah										15 Ah										20 Ah										40 Ah										80 Ah										90 Ah										110 Ah										120 Ah										180 Ah										240 Ah										300 Ah										+ Ah																																																																																																																			
	6V	12V	24V																																																																																																																																																																																																																																									



BOOSTERS

LITHIUM INSIDE

SPECIALIST HOBBY • Non professional use

START ENGINE

POWER BANK



LIGHT

INCLUDED

SMART CABLE MULTI SECURITIES

- ✓ Nomad Power 401
- ✓ Nomad Power 501



- ✓ Nomad Power PRO 701
- ✓ Nomad Power PRO 801
- ✓ Nomad Power PRO 901 FC



NEW

NEW



12V

NOMAD POWER 401

900 A

350 A
1V/Cell



0,28 m - 5,2 mm²
AWG10
 SMART CABLE
MULTI SECURITIES

087316

NOMAD POWER 501

1200 A

500 A
1V/Cell



0,28 m - 5,2 mm²
AWG10
 SMART CABLE
MULTI SECURITIES

087323

	LITHIUM			START				INPUT	OUTPUT	cm	kg
	CAPACITY/CELL	TYPE	FULL CHARGE	1 V/Cell	0 V/Cell	Peak Battery					
NP 401	2.5 Ah - 37 Wh	LiCoO2	3 h	350 A	700 A	900 A	12 V (Pb only)	USB-C : 5V/2A	(x1) USB 3.0 QC : 5/9/12V - 2A (x1) USB-A : 5V - 2.1A	14.5 × 8.5 × 3	0.32
NP 501	3 Ah - 45 Wh	LiCoO2	3 h 30	500 A	1000 A	1200 A	12 V (Pb only)	USB-C : 5V/2A	(x1) USB 3.0 QC : 5/9/12V - 2A (x1) USB-A : 5V - 2.1A (x1) JACK DC ø5.5 : 15V - 5A	17.5 × 8.5 × 3	0.48
NP PRO 701	4 Ah - 59.2 Wh	LiCoO2	3 h	700 A	1100 A	1250 A	12 V (Pb only)	USB-C : 5V/3A	(x1) USB 3.0 QC : 5V/2.4A 9V/2A 12V - 1.5A (x1) USB-A : 5V - 2.1A (x1) USB-C : 5V - 3A (x1) JACK DC ø5.5 : 15V - 10A	22.8 × 10 × 3.8	0.82
NP PRO 801	5 Ah - 74 Wh	LiCoO2	4 h	850 A	1300 A	1500 A	12 V (Pb only)	USB-C : 5V/3A	(x1) USB 3.0 QC : 5V/2.4A 9V/2A 12V - 1.5A (x1) USB-A : 5V - 2.1A (x1) USB-C : 5V - 3A (x1) JACK DC ø5.5 : 15V - 10A	22.8 × 10 × 3.8	0.82
NP PRO 901 FC	6 Ah - 92.5 Wh	LiCoO2	5h (with 15W charger) 1h15 (with 67W charger)	900 A	1400 A	1700 A	12 V (Pb only)	PD USB-C : 60W max	(x1) USB 3.0 QC : 5V/2.4A 9V/2A 12V - 1.5A (x1) USB-A : 5V - 2.1A (x1) USB-C Power Delivery : 60W (x1) JACK DC ø5.5 : 15V - 10A	22.8 × 10 × 3.8	0.82



NEW



Normal charge 100% in 3 h



NEW



Normal charge 100% in 4 h



NEW



FAST CHARGE
100% in 1 h 15

12 V

NOMAD POWER PRO 701

1250 A **700 A**
1V/Cell



085855

NOMAD POWER PRO 801

1500 A **850 A**
1V/Cell



085831

NOMAD POWER PRO 901 FC

1700 A **900 A**
1V/Cell



085879



Recommendation

NP 401	5 > 70 Ah								
NP 501	5 > 90 Ah								
NP PRO 701			5 > 140 Ah						
NP PRO 801			5 > 150 Ah						
NP PRO 901 FC			5 > 150 Ah						

OPTION



67 W Fast USB-C Charger
✓ Nomad Power Pro 901 FC
087132



15 W USB-C Charger
✓ Nomad Power 401 / 501
✓ Nomad Power PRO 701
/ PRO 801 / PRO 901 FC
087101




15 W USB-C Charger
✓ Nomad Power 401 / 501
✓ Nomad Power PRO 701
/ PRO 801 / PRO 901 FC
087354





NOMAD POWER

BOOSTERS LITHIUM INSIDE

 SPECIALIST HOBBY • Non professional use

 LIGHT

 START ENGINE

 POWER BANK



3 Lights modes
Normal
Flashing
S.O.S

NEW
12 / 2025

3 Lights modes
Normal
Flashing
S.O.S

NEW
12 / 2025

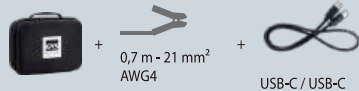


12 V

NOMAD POWER PRO XL

2000 A

1000 A
1V/Cell



088818





NOMAD POWER PRO XXL

3200 A

1500 A
1V/Cell



088924

MADE IN CHINA	LITHIUM		START 			START PETROL & DIESEL 	INPUT 	OUTPUT 		POWER BANK OBD supply compatibility (with 054202)	
	CAPACITY/CELL	TYPE	FULL CHARGE	1V/Cell	0V/Cell			Peak Battery			
NP PRO XL	8 Ah - 118.4 Wh	LiPo	2 h with 67 W Fast USB-C charger 6.5 h with 15 W USB-C charger	1000 A	1500 A	2000 A	12 V (Pb/Lead only)	—	(×1) USB-C (60 W max) (×1) USB-A : 5 V - 2.4 A	(×1) USB 3.0 Quick charge : 5/9/12 V (×1) DC : 12/16 V - 10 A	—
NP PRO XXL	10.4 Ah - 153.9 Wh	LiCoO2	3 h	1500 A	2500 A	3200 A	12 V (Pb/Lead only)	(×1) USB-C : 5/9 V - 2 A / 9 V - 2 A JACK DC 16.8 V/4 A	(×1) USB-A : 5 V - 2.4 A (×1) USB-A : 5 V - 1 A	—	—
NP PRO TRUCK	6 Ah - 155.4 Wh	LiCoO2	7 h	600 A	1500 A	2000 A	12 V/24 V (Pb/Lead only)	QC USB-C : 18 W max	(×1) USB-A : 5 V - 1 A (×1) USB-A : 5 V - 2.1 A	(×1) Cigarette Lighter : 12 V - 10 A	•
NP 12/24V	8.4 Ah - 218 Wh	LiCoO2	4 h	1900 A	3000 A	4000 A	12 V/24 V (Pb/Lead only)	(×1) USB-C : 5 V - 2 A / 9 V - 2 A JACK DC 29 V/5 A	(×2) USB-A : 5 V - 2.4 A	—	•
NP PRO 12/24V	19.5 Ah - 499.59 Wh	LiCoO2	7 h	2300 A	3500 A	5000 A	12 V/24 V (Pb/Lead only)	JACK DC ø5.5 : 29 V - 5 A USB-C : 5V/2A 9V/2 A	(×2) USB-A : 5 V - 2.4 A	—	•

OPTION

67 W Fast USB-C Charger
 ✓ Nomad Power PRO 901 FC
 087132

15 W USB-C Charger
 ✓ Nomad Power 401 / 501
 ✓ Nomad Power PRO 701 / PRO 801 / PRO 901 FC
 087101

15 W USB-C Charger
 ✓ Nomad Power 401 / 501
 ✓ Nomad Power PRO 701 / PRO 801 / PRO 901 FC
 087354



218Wh **NEW**
 11 2025



NOMAD POWER 12/24 V
 088931

★★★★★
Ultra High Capacity

499+ Wh

NEW



NOMAD POWER PRO 12/24 V
 088566

Maximum autonomy

×2 Increased vehicle starts

3 Lights modes
 Normal
 Flashing
 S.O.S

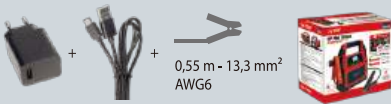


12 / 24 V

NOMAD POWER PRO TRUCK

2000 A

600 A
 1V/Cell



027527
 028845

NOMAD POWER 12/24 V

4000 A

2300 A
 1V/Cell



088931



NOMAD POWER PRO 12/24 V

5000 A

2300 A
 1V/Cell



088566



cm	kg
31.1 × 15.2 × 6,5	2.2
25.2 × 15 × 18.8	3.1
24.8 × 24.8 × 9.6	2.4
29.5 × 24.5 × 17.5	4.4
24.6 × 24.5 × 15	5.4



Recommendation

	Motorcycle	ATV	Motorcycle	Car	Van	Truck	Truck	Truck	Truck	Truck	Truck	Truck	Truck	Truck	Truck
NP PRO XL															
NP PRO XXL															
NP PRO TRUCK															
NP 12/24V															
NP PRO 12/24V															

5 · 180 Ah

5 · 180 Ah

5 · 140 Ah

5 · 180 Ah

5 · 180 Ah

Max capability (minimum charge needed)

· 240 Ah

· 240 Ah



STARTRONIC

BOOSTERS SUPER CAPACITOR

INSIDE

SANS BATTERIE



- ✓ NO BATTERY INSIDE
- ✓ NO MAINTENANCE
- ✓ FAST TO USE

- ✓ BOOSTER SANS BATTERIE INTERNE
- ✓ AUCUNE MAINTENANCE
- ✓ RAPIDE D'UTILISATION

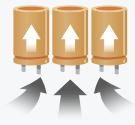
- ✓ KEINE INTERNE BATTERIE
- ✓ KEINE WARTUNG
- ✓ SCHNELL EINSETZBAR



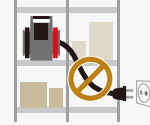
FULL PROTECTION
-40/+65°C



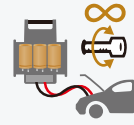
✓ 1 MILLION CYCLES



✓ FAST CHARGE

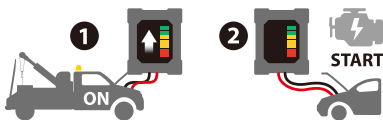


✓ NO SULFATION DURING STORAGE



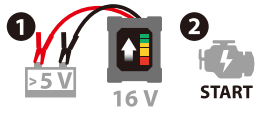
✓ UNLIMITED STARTS

EASY TO USE



STARTRONIC 800 : 1 minute
 STARTRONIC HYBRID 950 : 1 minute
 STARTRONIC SUPERCAP 12 / 24 V : 3 minutes

DC/DC CONVERTER INSIDE (>5V)



800 : 4 minutes
 HYBRID 950 : 4 minutes
 SUPERCAP 12 / 24 V : 5 minutes

- ✓ SMART
- ✓ SAFE
- ✓ POWERFUL



- + Output USB
- + Light

5x 800 F INSIDE

12V

5x 950 F + Lithium INSIDE

STARTRONIC 800

800 A

12 V

GO > 5 V

026735

STARTRONIC HYBRID 950

950 A

12 V

GO > 1 V

026117

12V / 24V 10x 900 F INSIDE

STARTRONIC SUPERCAP 12 / 24V

1050 A

12 V

GO > 7 V

880 A

24 V

082816



CIGARETTE LIGHTER for Easy charge

INCLUDED STARTRONIC HYBRID 950 Lithium battery 027411

INCLUDED STARTRONIC 800 & HYBRID 950 027404

	START		Peak battery	Number of Capacitors	Integrated Inverter	INPUT CHARGE				Charging time		internal lithium battery	LIGHT	cm	kg	
	1V/Cell	0V/Cell				12V OFF	12V ON	12V / 10A OFF	12V / 10A ON	5V / 2A	Charging time					
STARTRONIC 800	800 A	1 400 A	-	12V	5 x 800 F	•	4 min	60 s	4 min	4 min	5V/2A	40 min	-	-	26,7 x 19,5 x 5	1,86
STARTRONIC HYBRID 950	950 A	1 660 A	-	12V	5 x 950 F	•	4 min	60 s	4 min	4 min	5V/2A	40 min	30 min	•	25 x 18,5 x 6	1,86
STARTRONIC SUPERCAP 12/24V	1 050 A	1 800 A	-	12V	10 x 900 F	•	5 min	3 min	-	-	-	-	-	-	34 x 43 x 20	7
	880 A	1 500 A	-	24V			2 min	2 min	-	-	-	-	-	-		

MADE IN CHINA

JUMPER CABLES

200 ▶ 700 A

056206				
564015				
056404				
056602				
056312				
056329				
056336				
027695				
056343				

PRO BRASS CLAMPS

NOT INSULATED



056206	320 A	3 m	—	16 mm ² (CCA)
564015	500 A	3 m	—	25 mm ² (CCA)
056404	700 A	4,5 m	—	35 mm ² (CCA)
056602	1000 A	5,1 m	—	50 mm ² (100% Cu)

PRO INSULATED CLAMPS



		ESSENCE BENZINE PETROL	DIESEL		
056312	200 A	1,5l		3 m	10 mm ²
056329	320 A	2,5l		3 m	16 mm ²
056336	500 A	5,5l	3l	3,5 m	25 mm ²
056343	700 A	7l	4l	4,5 m	35 mm ²

EV CHARGING



EV CHARGING - PORTABLE

10/16 A **1 ph**

028975

IP	U ₁	I ₁	P	
66	1 ph	10 / 16 A	2,3 3,7 kW	5 m

CLAMPS

	40 A	60 A	60 A	200 A	300 A	600 A	700 A
I _{100%}	30 A	60 A	60 A	100 A	200 A	120 A	120 A
I _{peak}	75 A	150 A	150 A	200 A	300 A	600 A	700 A
max	↔ 30 mm	↔ 25 mm	↔ 25 mm	↔ 38 mm	↔ 45 mm	↔ 40 mm	↔ 28 mm
max	2.5 mm ²	10 mm ²	10 mm ²	16 mm ²	25 mm ²	35 mm ²	25 mm ²


 ● ● (x2) 055537 055520 **NEW** 071896 071889 053502 053403 053700 053601 053779 053786 025783 025776

053106 024816 071872



EV CHARGING - STANDARD CABLES

32 A **1 ph**

079687

32 A **3 ph**

079694

IP	U ₁	I ₁	P	
55	1 ph	32 A	7,4 kW	5 m
55	3 ph	32 A	22 kW	5 m

AIR COMPRESSOR

**NOMAD AIR
COMPRESSOR**
088795

NEW

INCLUDED



Nozzle set

USB-C / USB-C



30L/ min

5 INFLATION MODES

- Car (2.50 bars)
- Motorbike (2.40 bars)
- Ball (4.10 bars)
- Bike (0.55 bars)
- Favorites (1.40 bars)

Ultra light & Compact



OPTION

15 W USB-C Charger
087101

15 W USB-C Charger
087354

	LITHIUM Battery			AIR	INPUT	OUTPUT	cm	kg
	CAPACITY	TYPE	FULL CHARGE					
NOMAD AIR COMPRESSOR	2.5 Ah / 27.75 Wh	Lico02	2h15	10 bars	USB-C : 5V/2A	(x1) USB-A : 5V - 2.1A	6.4 × 5.65 × 17.55	0.61

MEMORY SAVER

**NOMAD OBD
MEMORY SAVER**
085480



included



Clamps - 95 cm



Charger - 1.1 m

FULL PROTECTION

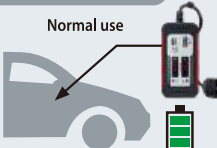
Ultra light & Compact



Lithium battery INSIDE

INSIDE	MEMORY SAVER		cm	kg
	OBD < 4A	< 4A		
Li-ion 12V - 2 Ah			14.5 × 7.2 × 3.5	515 g

2 POSSIBILITIES



Keep using Nomad OBD even when discharged



Connected to booster

CABLE OBD



MEMORY AUTO SAVE CABLE OBD
Fuse 7,5 A - 1,5 m
054202



POWER INVERTERS

12/24 V DC > 230 V AC

12 V CONVERGYS

CONVERGYS 150
027022



CONVERGYS 300
027053
UK: 027046



12 V PSW → PURE SINE WAVE



PSW 601W RC-12

067332
UK: 067349



PSW 1502W RC-12

067370
UK: 067387



PSW 2002W RC-12

067394
UK: 067400

24 V MSW → MODIFIED SINE WAVE



MSW 82000

027237
UK: 027244

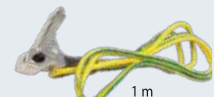
24 V PSW → PURE SINE WAVE



PSW 2002W RC-24

067417
UK: 067424

INCLUDED FOR ALL



MADE IN CHINA	Power	Peak power	Pure Sin Wave	Optimum Efficiency	Input DC	Output AC	Output USB (2.1) DC	max 150W	cables	Universal	USB	weight	cm	L x W x H cm / kg	
CONVERGYS 150	150 W	300 W	—	90,5%	12V	230V	5V · 2A	•	—	1.5 mm ²	•	—	0,5 kg	N/A	8 × 16,5 × 24,7 / 0,45
CONVERGYS 300	300 W	600 W	—	85%	12V	230V	5V · 2A	•	•	2.5 mm ²	•	—	0,95 kg	N/A	21,3 × 20 × 6,8 / 0,95
PSW 601W RC-12	600 W	1200 W	•	90%	12V	230V	5V · 2A	—	cables	6 mm ²	•	•	6 m	2,2 kg	26,5 × 17 × 7,5 31 × 22 × 12 / 2,3
PSW 1502W RC-12	1500 W	3000 W	•	90%	12V	230V	5V · 2A	—	cables	16 mm ²	•	•	6 m	5 kg	37,5 × 21 × 10 44 × 27 × 16 / 4,6
PSW 2002W RC-12	2000 W	4000 W	•	90%	12V	230V	5V · 2A	—	cables	22 mm ²	•	•	6 m	6,25 kg	38,5 × 25 × 10 43 × 32 × 16,5 / 5,7
MSW 82000	2000 W	4000 W	—	80%	24V	230V	5V · 2A	—	cables	12 mm ²	•	•	—	5,8 kg	35 × 20 × 28 45,3 × 26,8 × 16,1 / 4,9
PSW 2002W RC-24	2000 W	4000 W	•	90%	24V	230V	5V · 2A	—	cables	12 mm ²	•	•	6 m	6,25 kg	38,5 × 25 × 10 43 × 32 × 16,5 / 5,7



TBP

TESTERS TRADITIONAL

YouTube



PLAYLIST
BATTERY
TESTERS



TBP 100

6/12 V 20 · 100 Ah

PB BATTERY

055131



TBP 500

12 V 10 · 160 Ah

PB BATTERY

055148



BT

TESTERS DIGITAL



BT 001

12 V 7 · 230 Ah

PB BATTERY

056640



DBT

TESTERS COLOR SCREEN



×12 Languages

1 m

USB cable

DBT 500

6/12 V 7 · 240 Ah

ALTERNATOR 6/12 V PB BATTERY

079823



BTW

TESTERS CONNECTED



×14 Languages

BTW 6V/12V

6/12 V 7 · 240 Ah

ALTERNATOR 12 V PB BATTERY

077355



MADE IN CHINA



A

V

CHARGE & START SYSTEM VEHICLE

PRINT PAPER

DIGITAL

RESULT

TEMPERATURE COMPENSATION

BATTERY

kg

cm

L × W × H cm / kg

12V

—

5/10s

15 min

—

—

1.5

16×1.8×30

30.7×17.2×10.3 / 1.5

12V

—

15s

15 min

—

—

3.75

27×26×13

31×28.6×18.2 / 3.8

min 4.5V

12V

—

1s

instant

·

—

0.11

11×3×2

7.5×4.5×16.4 / 0.16

min 3V

12 / 24V

—

color screen 3.2"

1s

instant

·

—

0.9

10×3.5×20.5

10×18.4×25.3

min 6V

12V

·

colour screen

1s

instant

·

—

0.62

9×4×20

25×18×6.7 / N/A

min 3V

6/12/24V

·

colour screen 3.2"

1s

instant

·

—

2 x 3.7V - 2 A lithium-ion polymer batteries

0.9

26×10.5×5

27.2×36.4×9.3 / 2



DBT

TESTERS COLOR SCREEN

Languages

	GB	FR	DE	IT	ES	PT	CZ	NL	PL	RU	TR	CN	JP	KR	IR	HR
BTW 6V/12V																
DBT 410																
DBT 500																
DBT 710																
PBT 550																
PBT 710																
PBT 720																

x12
Languages
Sprachen



6 / 12 V

DBT 710

6/12 V 7 > 240 Ah

ALTERNATOR 6/12/24V PB BATTERY

083585



PBT

TESTERS WITH PRINTERS



YouTube
**PLAYLIST
BATTERY TESTERS**

XL Full Color screen

- Complete analysis
- Historical data
- Graphical data analysis
- Waveform function

• Download app & Print

x12
Languages

NEW

x13
Languages



PRINTER • 12 V

PBT 710

12 V 5 > 220 Ah

ALTERNATOR 12 V PB BATTERY

088849



OPTIONS

056633	x2	57 mm	7.5 mm	25 mm	PBT 710 / PBT 720



PRINTER • 6 / 12 V

PBT 720

6/12 V 7 > 240 Ah

ALTERNATOR 6/12/24V PB BATTERY

083240



Recommendation

Recommendation	TEST			PRINT PAPER	LIQUID	START /STOP ENGINE	EFB	AGM VRLA/GEL							CURRENT CCA SAE
	Battery/Batteries/ Ladegeräte	Alternator Circuit/ Circuit alterateur/ Lichtmaschinen Schaltkreis	Voltage												
TBP 100			12V	—	•	—	—	—							—
TBP 500			12V	—	•	—	—	—							0 > 1000 A
BTW 6V/12V			12V	—	•	•	•	•							10 > 2000 A
BT 001			12V	—	•	•	•	•	7 > 230 Ah						—
DBT 410			6-12V	—	•	•	•	•							10 > 2000 A
DBT 710			6-12V	—	•	•	•	•							—
PBT 710			12V	•	•	•	•	•							10 > 2000 A
PBT 720			6-12V	•	•	•	•	•							10 > 2000 A





WELDING COLLISION REPAIR CHARGE

2026

GYS France

Headquarters

1 rue de la Croix des Landes
CS 54159
53941 Saint-Berthevin - Cedex
Laval - France
Tel +33 2 43 01 23 60
E-mail service.client@gys.fr



ZI, 134 bd des Loges
53941 Saint-Berthevin
Laval - France

Logistic center

2 Rue Jean Dausset
53810 Changé - France
Tel +33 2 43 01 54 33

GYS China

Lot N°15 - 6666 bd Songze
201706 Qingpu
Shanghai - China
Tel +86 6221 4461
Fax +86 5226 0067
www.gys-china.com.cn
E-mail
contact@gys-china.com.cn

GYS Germany

Professor-Wieler
Straße 11
52070 Aachen
Deutschland
Tel +49 241/189-23-710
Fax +49 241/189-23-719
E-mail aachen@gys.fr

GYS Italia

Via Porta Est, 7
30020 Marcon - VE
Italia
Tel +39 041 53 21 565
E.mail italia@gys.fr

GYS UK

Unit 3 - Great Central Way
Rugby - Warwickshire
CV21 3XH
United Kingdom
Tel +44 1926 338 609
Fax +44 1926 429 764
E-mail uk@gys.fr

GYS Ibérica

Avenida Pirineos 31
Nave 9
San Sebastian de los Reyes
28703 Madrid
España
Tel +34 917 409 790
E.mail iberica@gys.fr



LinkedIn
 Youtube
 Facebook
 Instagram



YOUKU

www.gys.fr
www.gys-china.com.cn

MARKETING



Retail display space with 2 shelves
060784



A - Barnum
3 x 3 m
098022

B - Open
Barnum
2 x 2 m
098039

C - Oriflamme
3 x 0,50 m
098015

