

































WSB Target Occupations List (Hot Jobs) - FY2025

Occupation Title	Projected Employment Percent Change within 10 years	Total Annual Openings	Entry Wage	Experience Wage
Business and Financial Operations				
General and Operations Managers	13	935	\$ 17.21	\$ 55.76
 Project Management Specialists	13	129	\$ 21.23	\$ 43.92
 Management Analysts	17	51	\$ 21.41	\$ 49.92
 Accountants and Auditors	10	181	\$ 21.98	\$ 41.62
 Budget Analyst/Financial Analyst	12	33	\$ 24.11	\$ 40.26
 Data Scientists	52	25	\$ 21.12	\$ 51.64
Construction				
 Civil Engineers	23	65	\$ 23.81	\$ 42.16
Civil Engineering Technologists and Technicians	13	32	\$ 16.84	\$ 25.66
Operating and Other Construction Equipment Operators	12	97	\$ 16.07	\$ 22.55
Electricians	14	148	\$ 15.38	\$ 26.39
Plumbers, Pipefitters, and Steamfitters	9	81	\$ 15.52	\$ 28.56
 Security and Fire Alarm Systems Installers	14	57	\$ 18.44	\$ 33.67
Heating, Air Conditioning, and Refrigeration Mechanics and Installers	12	75	\$ 13.36	\$ 23.91
Telecommunications Line Installers and Repairers	21	28	\$ 17.26	\$ 36.10
Education				
 Career/Technical Education Teachers, Postsecondary	15	179	\$ 25.27	\$ 60.03
 Elementary School Teachers, Except Special Education	1	283	\$ 26.20	\$ 30.83
 Middle School Teachers, Except Special and Career/Technical Education	2	24	\$ 25.63	\$ 30.46
 Secondary School Teachers, Except Special and Career/Technical Education	1	214	\$ 25.61	\$ 30.84
 Special Education Teachers	1	23	\$ 25.73	\$ 33.99
Human Resources				
Human Resources Specialists	12	150	\$ 17.25	\$ 32.90
Information Technology				
 Computer Systems Analysts	15	32	\$ 27.36	\$ 50.83
 Information Security Analysts	35	19	\$ 31.17	\$ 54.88
 Computer Network Support Specialists	15	16	\$ 21.03	\$ 32.59
 Software Developers and Software Quality Assurance Analysts and Testers	29	98	\$ 29.54	\$ 55.24
Manufacturing				
 Electrical Engineers	15	18	\$ 28.88	\$ 51.57
 Industrial Engineers / Mechanical Engineers	18	39	\$ 25.29	\$ 47.46
 Industrial Machinery Mechanics	13	51	\$ 18.77	\$ 28.44
Mobile Heavy Equipment Mechanics, Except Engines	14	66	\$ 16.44	\$ 26.68
Medical and Health				
 Occupational Health and Safety Specialists	25	48	\$ 20.42	\$ 37.18
Substance Abuse, Behavioral Disorder, and Mental Health Counselors	28	69	\$ 15.03	\$ 27.30
Child, Family, and School Social Workers	16	50	\$ 16.59	\$ 26.48
Community Health Workers	11	45	\$ 16.44	\$ 18.63

WSB Target Occupations List (Hot Jobs) - FY2025




 Respiratory Therapists	14	20	\$ 27.42	\$ 37.98
 Registered Nurses	7	393	\$ 30.39	\$ 44.99
 Dental Hygienists	22	30	\$ 31.55	\$ 39.40
 Radiologic Technologists and Technicians	15	67	\$ 25.33	\$ 35.85
 Surgical Technologists	9	18	\$ 20.56	\$ 29.91
 Licensed Practical and Licensed Vocational Nurses	8	157	\$ 20.63	\$ 27.52
 Occupational Therapy Assistants	22	19	\$ 25.03	\$ 34.90
 Physical Therapist Assistants	24	43	\$ 22.77	\$ 35.37
Tranportation and Logistics				
 Logisticians	30	48	\$ 21.83	\$ 39.65
Aircraft Mechanics and Service Technicians	26	22	\$ 17.46	\$ 36.79
 Commercial Pilots	41	23	\$ 19.12	\$ 53.11
Other				
 Paralegals and Legal Assistants	9	95	\$ 18.32	\$ 27.19


 Hottest Occupations are in top wage quartiles & entry wages are at or above the WSB living Wage (\$17.74)

WSB Cooling Jobs - FY2025

	Occupation Title	Growth Forecast 10 yrs.	Entry Wages 2023
41-3011	Advertising Sales Agents	-24.5	\$ 11.65
51-6041	Shoe and Leather Workers and Repairers	-24.4	\$ 10.66
43-6012	Legal Secretaries and Administrative Assistant	-19.5	\$ 14.38
43-6011	Executive Secretaries and Executive Administra	-17.8	\$ 19.19
27-3023	News Analysts, Reporters, and Journalists	-17.3	\$ 13.39
43-9021	Data Entry Keyers	-16.7	\$ 10.62
43-2011	Switchboard Operators, Including Answering S	-15.0	\$ 10.17
27-1023	Floral Designers	-13.0	\$ 10.56
43-3051	Payroll and Timekeeping Clerks	-11.5	\$ 13.64
43-4151	Order Clerks	-11.3	\$ 11.96
51-9196	Paper Goods Machine Setters, Operators, and	-11.1	\$ 14.36
27-3041	Editors	-11.0	\$ 14.44
43-4071	File Clerks	-10.1	\$ 9.54
43-4141	New Accounts Clerks	-9.9	\$ 14.66
51-9198	Helpers--Production Workers	-9.7	\$ 10.65
51-7042	Woodworking Machine Setters, Operators, and	-8.5	\$ 11.47
51-8013	Power Plant Operators	-7.7	\$ 32.30
41-9041	Telemarketers	-7.5	\$ 10.75
43-6014	Secretaries and Administrative Assistants, Exc	-5.8	\$ 11.89
51-6021	Pressers, Textile, Garment, and Related Materi	-5.7	\$ 9.74
43-4121	Library Assistants, Clerical	-5.6	\$ 8.81
51-9161	Computer Numerically Controlled Tool Operat	-4.9	\$ 11.69
43-9199	Office and Administrative Support Workers, All	-4.7	\$ 10.78
53-7021	Crane and Tower Operators	-4.4	\$ 16.85
25-4031	Library Technicians	-4.3	\$ 11.57
51-4021	Extruding and Drawing Machine Setters, Opera	-4.2	\$ 13.23
47-2051	Cement Masons and Concrete Finishers	-4.2	\$ 15.27
33-3012	Correctional Officers and Jailers	-4.1	\$ 17.82
51-9032	Cutting and Slicing Machine Setters, Operators	-3.9	\$ 14.22
51-3093	Food Cooking Machine Operators and Tenders	-3.8	\$ 9.76
15-1251	Computer Programmers	-3.6	\$ 20.75
51-4072	Molding, Coremaking, and Casting Machine Se	-3.5	\$ 11.45
49-9094	Locksmiths and Safe Repairers	-3.4	\$ 13.38
43-3061	Procurement Clerks	-3.0	\$ 14.43
43-3071	Tellers	-2.5	\$ 12.53
43-9061	Office Clerks, General	-2.4	\$ 10.93
51-7011	Cabinetmakers and Bench Carpenters	-2.3	\$ 11.28
13-1031	Claims Adjusters, Examiners, and Investigators	-1.8	\$ 19.22
51-9071	Jewelers and Precious Stone and Metal Worker	-1.4	\$ 13.41
47-2021	Brickmasons and Blockmasons	-1.3	\$ 15.53
51-5112	Printing Press Operators	-1.2	\$ 12.08
35-2011	Cooks, Fast Food	-1.0	\$ 8.30
11-9031	Education and Childcare Administrators, Presc	-0.9	\$ 18.70
43-4161	Human Resources Assistants, Except Payroll a	-0.9	\$ 12.71
27-2012	Producers and Directors	-0.7	\$ 15.40
43-4081	Hotel, Motel, and Resort Desk Clerks	-0.6	\$ 9.94
47-2081	Drywall and Ceiling Tile Installers	-0.5	\$ 15.65
45-2092	Farmworkers and Laborers, Crop, Nursery, and	-0.4	\$ 10.00
51-8031	Water and Wastewater Treatment Plant and Sy	-0.4	\$ 15.53
11-2011	Advertising and Promotions Managers	0.0	\$ 16.35
27-1011	Art Directors	0.0	\$ 20.48
27-3043	Writers and Authors	0.0	\$ 13.89
47-2121	Glaziers	0.0	\$ 13.68

WSB RURAL Target Occupations List (Hot Jobs) - FY2025

		Total Annual Openings	Entry Wages 2023	Experienced Wage 2023
Business and Financial Operations				
11-1021	 General and Operations Managers	56	\$ 19.76	\$ 67.04
13-1023	 Purchasing Agents, Except Wholesale, Retail, and Farm Products	15	\$ 20.46	\$ 40.64
13-1041	 Government Property Inspectors and Investigators	18	\$ 22.58	\$ 47.82
13-2011	 Accountants and Auditors	16	\$ 23.72	\$ 45.28
15-2031	 Operations Research Analysts	18	\$ 28.78	\$ 50.78
Construction				
47-2111	 Electricians	9	\$ 18.55	\$ 33.11
47-4011	 Construction and Building Inspectors	27	\$ 18.99	\$ 35.59
49-9021	 Heating, Air Conditioning, and Refrigeration Mechanics and Installers	17	\$ 16.93	\$ 28.37
Defense				
33-3012	 Correctional Officers and Jailers	15	\$ 19.18	\$ 27.87
33-3021	 Detectives and Criminal Investigators	19	\$ 31.06	\$ 52.40
Education				
25-1194	 Teachers, Educators/Career&Technical Education, Postsecondary	419	\$ 29.68	\$ 52.99
Human Resources				
13-1071	 Human Resources Specialists	35	\$ 20.61	\$ 39.77
Information Technology				
15-1212	 Information Security Analysts	16	\$ 35.70	\$ 63.74
15-1232	 Computer User Support Specialists	59	\$ 16.23	\$ 29.24
15-1252	 Software Developers	21	\$ 38.36	\$ 72.94
49-2022	 Telecommunications Equipment Installers and Repairers, Except Line Inst	7	\$ 18.61	\$ 34.39
Manufacturing				
17-2071	 Electrical Engineers	56	\$ 34.75	\$ 63.37
17-2112	 Industrial Engineers	42	\$ 36.73	\$ 65.54
17-2112	 Manufacturing Engineers	30	\$ 36.73	\$ 65.54
17-2141	 Mechanical Engineers	33	\$ 32.43	\$ 60.12
17-3023	 Electrical and Electronic Engineering Technologists and Technicians	24	\$ 25.88	\$ 44.88
17-3024	 Electro-Mechanical and Mechatronics Technologists and Technicians	15	\$ 26.30	\$ 44.52
Medical and Health				
21-1023	 Mental Health and Substance Abuse Social Workers	39	\$ 17.20	\$ 25.87
29-1031	 Dietitians and Nutritionists	15	\$ 19.54	\$ 36.83
29-1126	 Respiratory Therapists	35	\$ 30.82	\$ 38.75
29-1141	 Registered Nurses	338	\$ 34.31	\$ 49.09
29-2011	 Medical and Clinical Laboratory Technologists	35	\$ 20.08	\$ 35.17
29-2031	 Cardiovascular Technologists and Technicians	45	\$ 16.77	\$ 31.37
29-2032	 Diagnostic Medical Sonographers	24	\$ 30.10	\$ 42.80
29-2034	 Radiologic Technologists and Technicians	145	\$ 27.33	\$ 38.14
29-2042	 Emergency Medical Technicians	18	\$ 15.38	\$ 21.70
29-2055	 Surgical Technologists	23	\$ 18.28	\$ 30.13
29-2061	 Licensed Practical and Licensed Vocational Nurses	23	\$ 23.57	\$ 30.46
29-2099	 Health Technologists and Technicians, All Other	7	\$ 17.30	\$ 28.95
Transportation and Logistics				
49-2091	 Avionics Technicians	15	\$ 29.97	\$ 40.60
49-3031	 Bus and Truck Mechanics and Diesel Engine Specialists	34	\$ 18.90	\$ 31.20
53-3032	 Heavy and Tractor-Trailer Truck Drivers	184	\$ 18.30	\$ 31.05
Other				
17-2011	 Aerospace Engineers	15	\$ 42.12	\$ 70.22

 Hottest Occupations are in top wage quartiles & entry wages are at or above the WSB living Wage (\$17.74)