

XTREME XCITEMENT.

BMW X.

X models make up two entirely new classes of vehicles created by BMW: Sports Activity Vehicles® (SAV®) and Sports Activity Coupes®. Distinguished by their roominess, ruggedness and sleek design, BMW SAVs demonstrate the dynamic power and premium performance that are characteristic of the brand.

BMW X MODELS



X FACTOR.

Built to move, the BMW X6 unites the robust profile of an X model with the agility of a coupe. A TwinPower Turbo V-8 engine unleashes 445 hp, something you can experience in many weather conditions thanks to xDrive intelligent all-wheel drive.



BMW X6

[EXTERIOR COLORS](#)

[UPHOLSTERY](#)

[INTERIOR TRIMS](#)

[WHEELS / TIRES](#)

[PACKAGES](#)

[TECHNICAL DATA](#)



CONCERT HALL ON WHEELS.

The Bang & Olufsen® High-End Surround Sound System delivers 16 loudspeakers with a 1,200-watt output – including a center speaker that automatically rises from the dashboard. It envelops you in incredible acoustics.




BACK SEAT HUB.

This Rear-seatentertainment system Professional comes with two separate color screens that are tilt-adjustable, plus a DVD drive. Radio and Navigation can be controlled via remote.

BMW X6 EXTERIOR COLORS

NON-METALLIC



300 Alpine White (Non-metallic)



668 Jet Black (Non-metallic)

METALLIC




416 Carbon Black Metallic



A52 Space Gray Metallic



A96 Mineral White Metallic



C2P Atlas Cedar Metallic




A90 Dark Graphite Metallic




475 Black Sapphire Metallic




A83 Glacier Silver Metallic



C06 Flamenco Red Metallic




C07 Dark Olive Metallic



A14 Mineral Silver Metallic


BMW INDIVIDUAL



S34 Azurite Black Metallic



X01 Pearl Silver Metallic



X03 Ruby Black Metallic

Not all features are available on all models. Get the latest information on standard and optional features, packages and technical specifications. Visit bmwusa.com and select the BMW model of your choice.

BMW X6UPHOLSTERY


DAKOTA LEATHER



LCB8 Terra Dakota Leather




LCSW Black Dakota Leather



LCD1 Coral Red / Black Dakota Leather



LCEW Ivory White / Black Dakota Leather



LCFY Canberra Beige / Black Dakota Leather




LCRI Cognac Dakota Leather

NAPPA LEATHER



NAEN Ivory White / Black Bicolor
Nappa Leather



NARO Cognac / Black Bicolor
Nappa Leather

Leather: Leather on all seating surfaces; other components may be Leather or SensaTec.

BMW INDIVIDUAL




ZAFU Smoke White Extended Merino Leather



ZAML Nutmeg Extended Merino Leather



ZAN3 Taupe Extended Merino Leather



ZAP3 Criollo Brown Extended Merino Leather



ZAP5 Amaro Brown Extended Merino Leather

Not all features are available on all models. Get the latest information on standard and optional features, packages and technical specifications. Visit bmwusa.com and select the BMW model of your choice.


BMW X6 INTERIOR TRIMS



4MR Aluminum Hexagon trim



4CV Fineline Oak Wood trim




4D0 Fineline Striped Wood trim



4AC Poplar Wood trim



4B9 Brushed Aluminum trim



4DD Fineline Pure Textured Wood trim

Not all features are available on all models. Get the latest information on standard and optional features, packages and technical specifications. Visit bmwusa.com and select the BMW model of your choice.

BMW X6 WHEELS / TIRES



Y Spoke light alloy wheels (Style 595)
19 x 9.0 front and rear; and 255/50 front and rear run-flat all-season tires^{1,2}



Double Spoke light alloy wheels (Style 623M)
19 x 9.0 front and rear; and 255/50 front and rear run-flat all-season tires^{1,2}



Double Spoke light alloy wheels (Style 469M)
20 x 10.0 front, 20 x 11.0 rear; and 275/40 front, 315/35 rear run-flat performance tires^{1,2,3}



Double Spoke Black light alloy wheels (Style 469M)
20 x 10.0 front, 20 x 11.0 rear; and 275/40 front, 315/35 rear run-flat performance tires^{1,2,3}



V Spoke light alloy wheels (Style 597)
20 x 10.0 front, 20 x 11.0 rear; and 275/40 front, 315/35 rear run-flat performance tires^{1,2,3}



Star Spoke High-gloss Black light alloy wheels (Style 491)
20 x 10.0 front, 20 x 11.0 rear; and 275/40 front, 315/35 rear run-flat performance tires^{1,2,3}

¹ Run-flat tires do not come equipped with a spare wheel and tire.

² Driving over rough or damaged road surfaces, as well as debris, curbs and other obstacles, can cause serious damage to wheels, tires and suspension parts. This is more likely to occur with low-profile tires, which provide less cushioning between the wheel and the road. Be careful to avoid road hazards and reduce your speed, especially if your vehicle is equipped with low-profile tires.

³ Performance tires include Mobility Kit; not recommended for driving in ice and snow conditions.

BMW X6 PACKAGES

COLD WEATHER PACKAGE

- Heated steering wheel
- Heated rear seats
- Retractable headlight washers

DRIVER ASSISTANCE PACKAGE

(Available on 35i)

- Rear-view Camera
- Head-up Display

DRIVER ASSISTANCE PLUS

(Available on 35i)

- Active Blind Spot Detection
- Active Driving Assistant¹
- ACC with Stop & Go^{1,2} + Active Driving Assistant¹ (optional)
- Side- and Top-view Cameras
- Speed Limit Info

LUXURY SEATING PACKAGE

(Available on 35i)

- Ventilated front seats
- Multi-contour seats

COGNAC/BLACK BICOLOR INTERIOR DESIGN PACKAGE

- Fineline Striped Wood trim (options available)
- Cognac/Black Bicolor Nappa Leather and Black Nappa Leather dashboard with contrast stitching (option available)

IVORY WHITE/BLACK BICOLOR INTERIOR DESIGN PACKAGE

- Fineline Oak Wood trim (options available)
- Ivory White/Black Bicolor Nappa Leather and Black Nappa Leather dashboard with contrast stitching (option available)

DYNAMIC HANDLING PACKAGE

- Dynamic Damper Control + rear-axle air suspension
- Dynamic Performance Control + Active Roll Stabilization

M SPORT PACKAGE

- 19-inch Double Spoke wheels (Style 623M) (options available)
- Sport seats (option available)
- Aluminum Hexagon interior trim (options available)
- M steering wheel
- Aerodynamic kit
- Shadowline exterior trim
- Standard suspension
- Adaptive M Suspension (optional)

PREMIUM PACKAGE

(Available on 35i)

- Comfort Access keyless entry
- 4-zone automatic climate control
- SiriusXM[®] Satellite radio with 1-year subscription
- Wireless charging
- WiFi Hotspot

EXECUTIVE PACKAGE

(Available on 50i)

- Soft-close automatic doors
- Rear manual side-window shades
- Leather dashboard
- Ceramic controls
- Head-up Display
- Wireless charging
- WiFi Hotspot

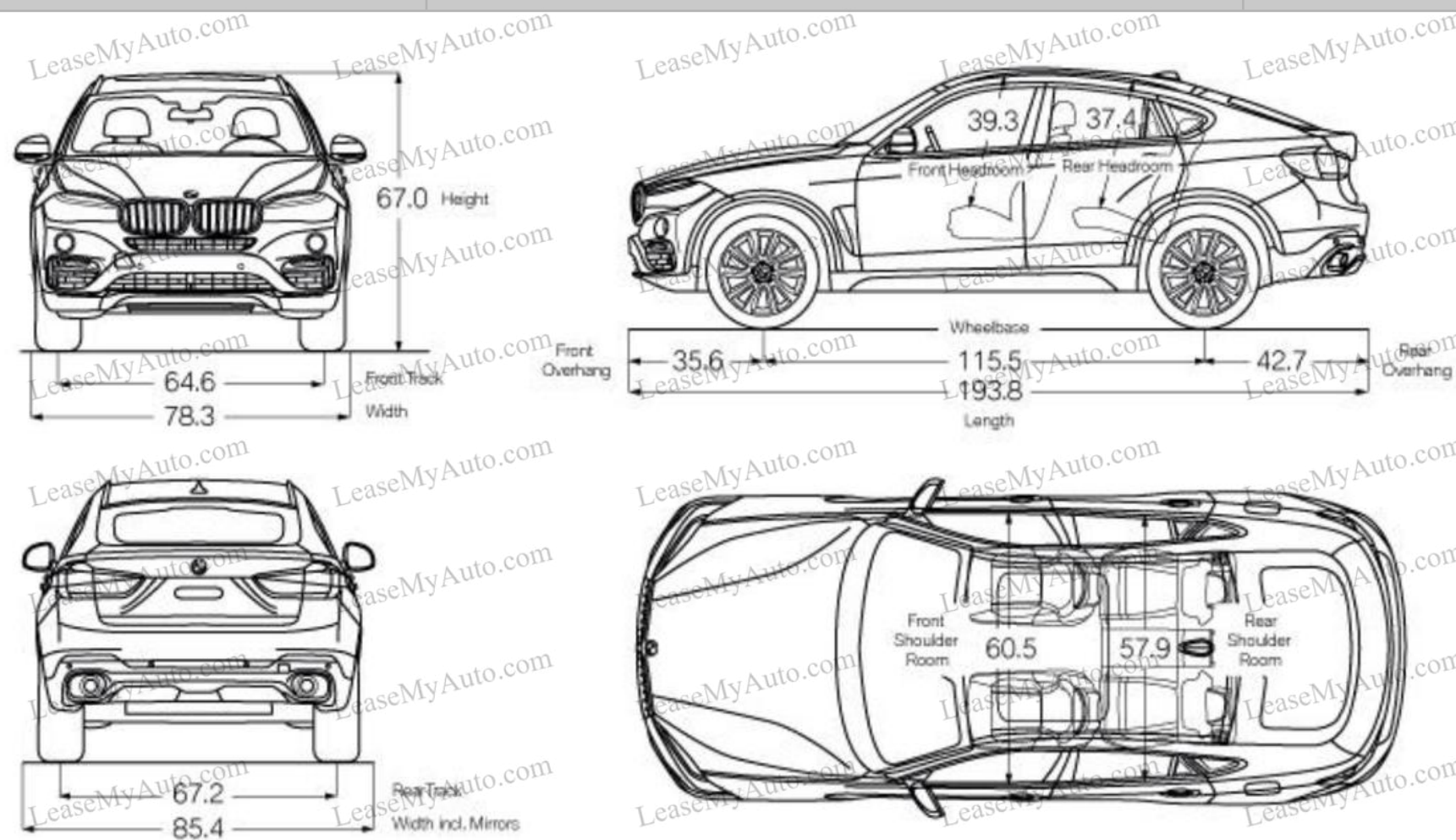
¹ Active Driving Assistant is not a substitute for the driver's own responsibility in maintaining safe control of the vehicle.

² After evaluating the road, traffic and visibility conditions, the driver must decide whether and how Active Cruise Control is to be used.

BMW X6 TECHNICAL DATA



	X6 sDrive35i / X6 xDrive35i	X6 xDrive 50i
ENGINE	3.0-liter TwinPower Turbo inline 6-cylinder	4.4-liter TwinPower Turbo V-8
OUTPUT @ RPM	300 hp @ 5800-6400 / 300 lb-ft @ 1200-5000	445 hp @ 5500-6000 / 480 lb-ft @ 2000-4500
0-60 MPH (sec) ¹	6.0	4.6
CITY / HIGHWAY / COMBINED MPG	18/25/21 / 18/24/20	15/21/17



All dimensions in technical drawings are given in inches. Dimensions shown apply to X6 xDrive35i.

Figures subject to change. Not all packages available in all models. Please visit your BMW Retailer or bmwusa.com for the most up-to-date information.

¹BMW AG preliminary test results. Actual acceleration results may vary, depending on specification of vehicle; road and environmental conditions; testing procedures and driving style. These results should be used for comparison only and verification should not be attempted on public roads. BMW urges you to obey all posted speed laws and always wear safety belts.

Not all features are available on all models. Get the latest information on standard and optional features, packages and technical specifications. Visit bmwusa.com and select the BMW model of your choice.

XHIL AR ATING .

The third generation X5 continues to deliver premium features and rugged individuality. As a Sports Activity Vehicle® (SAV®), it offers a range of technologies that maximize efficiency, driving dynamics, comfort and versatility like a true champion – both on the highway and off the beaten path .



BMW X5

[EXTERIOR COLORS](#)

[UPHOLSTERY](#)

[INTERIOR TRIMS](#)

[WHEELS / TIRES](#)

[PACKAGES](#)

[TECHNICAL DATA](#)



FLEXIBILITY, IN A SPLIT SECOND.

The split-fold-down rear seats system extends the transport versatility of your BMW. Thanks to the rear-seat backrest, which splits in a 40/20/40 ratio, various individual configurations are possible.



TOUCH OF CLASS.

Add a deep black, glazed ceramic finish to the iDrive Controller bezel, the ventilation and audio controls, and more. The black ceramic provides a rich, custom look and unique feel to the interior.

BMW X5 EXTERIOR COLORS

NON-METALLIC

300 Alpine White (Non-metallic)

668 Jet Black (Non-metallic)

METALLIC

416 Carbon Black Metallic

475 Black Sapphire Metallic

A52 Space Gray Metallic

A83 Glacier Silver Metallic

A89 Imperial Blue Metallic

A90 Dark Graphite Metallic

A96 Mineral White Metallic

B53 Sparkling Brown Metallic

C2P Atlas Cedar Metallic

BMW INDIVIDUAL

S34 Azurite Black Metallic

X01 Pearl Silver Metallic

X03 Ruby Black Metallic

Not all features are available on all models. Get the latest information on standard and optional features, packages and technical specifications. Visit bmwusa.com and select the BMW model of your choice.

BMW X5 UPHOLSTERY

SENSATEC



KCSW Black SensaTec


DAKOTA LEATHER



LCB8 Terra Dakota Leather



LCEW Ivory White / Black Dakota Leather



LCFY Canberra Beige / Black Dakota Leather

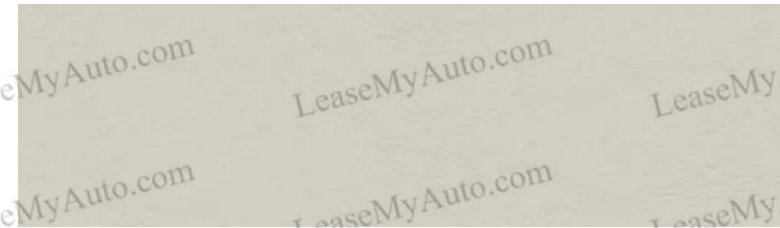


LCMY Mocha Dakota Leather




LCSW Black Dakota Leather

NAPPA LEATHER



NAEW Ivory White / Black Nappa Leather



NAMY Mocha Nappa Leather

BMW INDIVIDUAL



ZAFU Smoke White Extended Merino Leather



ZAML Nutmeg Extended Merino Leather



ZAN3 Taupe Extended Merino Leather



ZAP3 Criollo Brown Extended Merino Leather



ZAP5 Amaro Brown Extended Merino Leather

Leather: Leather on all seating surfaces; other components may be Leather or SensaTec.

Not all features are available on all models. Get the latest information on standard and optional features, packages and technical specifications. Visit bmwusa.com and select the BMW model of your choice.

BMW X5 INTERIOR TRIMS

INTERIOR TRIMS



4AC Poplar Wood trim



4B9 Brushed Aluminum trim



4CV FIneline Oak Wood trim




4DD FIneline Pure Textured Wood trim



4MR Aluminum Hexagon trim

BMW INDIVIDUAL



XE7 Piano Black trim

Not all features are available on all models. Get the latest information on standard and optional features, packages and technical specifications. Visit bmwusa.com and select the BMW model of your choice.

BMW X5 WHEELS / TIRES



Double Spoke Black light alloy wheels (Style 469M)

20 x 10.0 front, 20 x 11.0 rear; and 275/40 front, 315/35 rear run-flat performance tires^{1,2,3}



Double Spoke light alloy wheels (Style 469M)

20 x 10.0 front, 20 x 11.0 rear; and 275/40 front, 315/35 rear run-flat performance tires^{1,2,3}



Multi Spoke light alloy wheels (Style 448)

19 x 9.0 front and rear; and 255/50 front and rear run-flat all-season tires^{1,2}



Double Spoke Orbit Gray light alloy wheels (Style 449)

19 x 9.0 front and rear; and 255/50 front and rear run-flat all-season tires^{1,2}



Y Spoke light alloy wheels (Style 451)

20 x 10.0 front, 20 x 11.0 rear; and 275/40 front, 315/35 rear run-flat performance tires^{1,2,3}



Double Spoke light alloy wheels (Style 467M)

19 x 9.0 front and rear; and 255/50 front and rear run-flat all-season tires^{1,2}

¹ Run-flat tires do not come equipped with a spare wheel and tire.

² Driving over rough or damaged road surfaces, as well as debris, curbs and other obstacles, can cause serious damage to wheels, tires and suspension parts. This is more likely to occur with low-profile tires, which provide less cushioning between the wheel and the road. Be careful to avoid road hazards and reduce your speed, especially if your vehicle is equipped with low-profile tires.

Performance tires include Mobility Kit; not recommended for driving in ice and snow conditions.

Not all features are available on all models. Get the latest information on standard and optional features, packages and technical specifications. Visit bmwusa.com and select the BMW model of your choice.

BMW X5 PACKAGES

COLD WEATHER PACKAGE

- Heated steering wheel
- Heated rear seats
- Retractable headlight washers

DRIVER ASSISTANCE PLUS

- Active Blind Spot Detection
- Active Driving Assistant¹
- ACC with Stop & Go^{1,2} + Active Driving Assistant¹ (optional)
- Side- and Top-view Cameras
- Speed Limit Info

DYNAMIC HANDLING PACKAGE

(Available on 50i)

- Dynamic Damper Control + rear-axle air suspension
- Dynamic Performance Control + Active Roll Stabilization

DRIVER ASSISTANCE PACKAGE

(Available on 35i, 35d)

- Rear-view Camera
- Head-up Display

LIGHTING PACKAGE

- Adaptive LED Lights
- Automatic high beams

IVORY WHITE INTERIOR DESIGN PACKAGE

- Poplar Wood trim (options available)
- Ivory White/ Black Nappa Leather and Black Nappa Leather dashboard with contrast stitching (options available)

MOCHA INTERIOR DESIGN PACKAGE

- Poplar Wood trim (options available)
- Mocha Nappa Leather and Black Nappa Leather dashboard with contrast stitching (options available)

LUXURY PACKAGE

- Chrome-line exterior trim

PREMIUM PACKAGE

(Available on 35i, 35d)

- Comfort Access keyless entry
- 4-zone automatic climate control
- SiriusXM[®] Satellite Radio with 1-year subscription
- Wireless charging
- WiFi Hotspot
- Dakota Leather Upholstery

EXECUTIVE PACKAGE

(Available on 50i)

- Soft-close automatic doors
- Rear manual side-window shades
- Leather dashboard
- Ceramic controls
- Head-up Display
- Wireless charging
- WiFi Hotspot

LUXURY SEATING PACKAGE

(Available on 35i, 35d)

- Ventilated front seats
- Multi-contour seats

M SPORT PACKAGE

- 19-inch Double Spoke wheels (Style 467M) (options available)
- Sport Automatic transmission
- High-gloss roof rails
- Satin Aluminum roof rails (optional)
- Sport seats
- Multi-contour seats (optional)
- Poplar Wood trim (options available)
- M steering wheel
- Aerodynamic kit
- Shadowline exterior trim
- Standard suspension
- Adaptive M Suspension (optional)

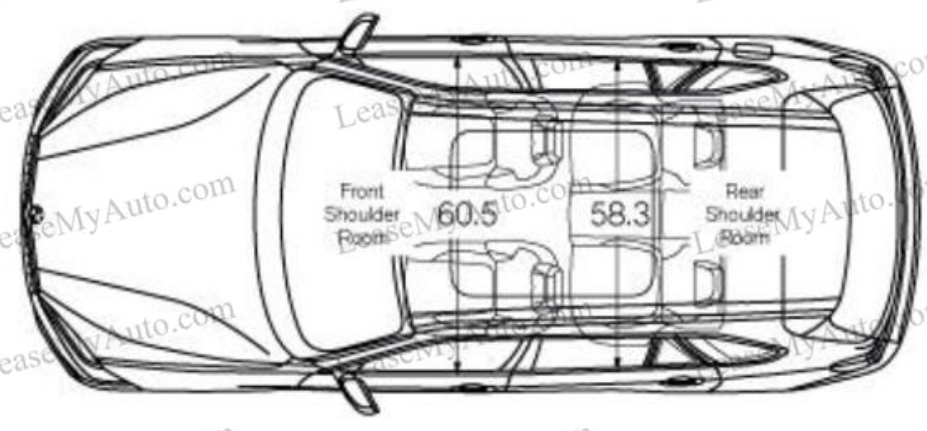
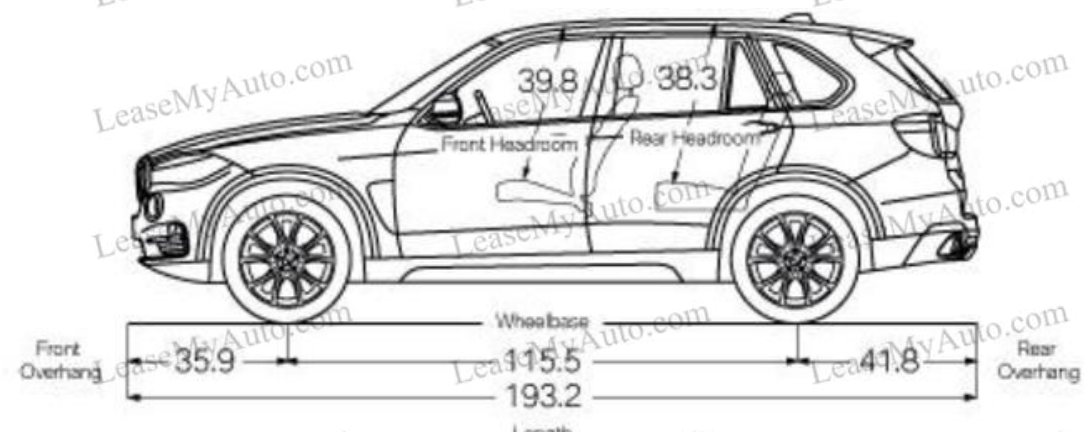
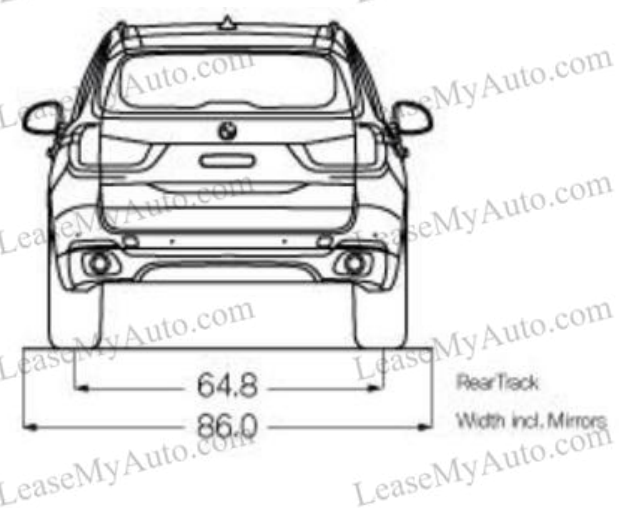

¹ Active Driving Assistant is not a substitute for the driver's own responsibility in maintaining safe control of the vehicle.

² After evaluating the road, traffic and visibility conditions, the driver must decide whether and how Active Cruise Control is to be used.

Not all features are available on all models. Get the latest information on standard and optional features, packages and technical specifications. Visit bmwusa.com and select the BMW model of your choice.

BMW X5 TECHNICAL DATA

	X5 sDrive35i	X5 xDrive35i	X5 xDrive35d	X5 xDrive50i
ENGINE	3.0-liter TwinPower Turbo inline 6-cylinder		3.0-liter TwinPower Turbo Diesel inline 6-cylinder	4.4-liter TwinPower Turbo V-8
OUTPUT @ RPM	300 hp @ 5800-6400 / 300 @ 1200-5000		255 hp @ 4000 / 413 @ 1500-3000	445 @ 5500-6000 / 480 @ 2000-4500
0-60 MPH (sec) ¹	6.1	6.1	6.5	4.7
CITY / HIGHWAY / COMBINED MPG	18/25/21	18/24/20	23/29/25	15/21/17



All dimensions in technical drawings are given in inches. Dimensions shown apply to X5 xDrive35i.

Figures subject to change. Not all packages available in all models. Please visit your BMW Retailer or bmwusa.com for the most up-to-date information.

¹BMW AG preliminary test results. Actual acceleration results may vary, depending on specification of vehicle; road and environmental conditions; testing procedures and driving style. These results should be used for comparison only and verification should not be attempted on public roads. BMW urges you to obey all posted speed laws and always wear safety belts.

Not all features are available on all models. Get the latest information on standard and optional features, packages and technical specifications. Visit bmwusa.com and select the BMW model of your choice.