


DOLOMITI



GRES FINE PORCELLANATO

★★★★★
MONOCIBEC®
FINCIBEC GROUP


Dolomite è la nuova collezione di pavimenti dal carattere deciso e dalla forte personalità che Monocibec dedica alla progettazione di interni ed esterni. I colori intensi e luminosi, attraversati da sottili venature e da sfumature dai toni più caldi rimandano all'estetica delle quarziti, la famiglia di pietre naturali che ha fornito l'ispirazione per la collezione.

Dolomite is the new collection of flooring with a strong character and a strong personality that Monocibec dedicates to interior and exterior design. The intense and bright colours, crossed by thin veins and warmer tone shades recall the quartzite aesthetics, the family of natural stones that provided the inspiration for the collection.

INDICE




gres fine porcellanato
fine porcelain stoneware




white

■
PAG. 05
■



moon

■
PAG. 11
■




grey

■
PAG. 17
■



dark

■
PAG. 27
■




dust

■
PAG. 33
■



sunset

■
PAG. 33
■



taupe

■
PAG. 46
■


C7 colori ■ colours



white




moon



grey



dark



dust



sunset



taupe

10 / 9 mm spessore ■ thickness

C6 formati ■ sizes

60 x 120 . 45 x 90 . 60 x 60 . 30 x 60 . 30 x 30 . 15 x 15

C1 superficie ■ surface

naturale . natural

C1 bordo ■ edge

rettificato . rectified

 20 mm **MAJOR** spessore ■ tickness

 formato ■ size


50 x 100

 superficie ■ surface

grip

 bordi ■ edges

rettificato . rectified - naturale . natural



DOLOMITE

white



white
DOLOMITE



AMBIENTE REALIZZATO CON:
SETTING REALIZED WITH:

White 45x90
White Muretto 30x60








white

DOLOMITE






DOLOMITE

moon



moon
DOLOMITE

AMBIENTE REALIZZATO CON:
SETTING REALIZED WITH:
Moon 45x90
Major Moon 50x100
Pezzi speciali pools&wellness
(pools&wellness special pieces)










moon
DOLOMITE





DOLOMITE

grey



grey
DOLOMITE



AMBIENTE REALIZZATO CON:
SETTING REALIZED WITH:

Grey 60x120
Major Grey 50x100







grey
DOLOMITE



grey
DOLOMITE



AMBIENTE REALIZZATO CON:
SETTING REALIZED WITH:

Grey 45x90







grey

DOLOMITE





DOLOMITE

dark



dark
DOLOMITE



AMBIENTE REALIZZATO CON:
SETTING REALIZED WITH:

Dark 60x120
Major Dark 50x100









dark

DOLOMITE





DOLOMITE

dust

sunset



dust
sunset

DOLOMITE



AMBIENTE REALIZZATO CON:
SETTING REALIZED WITH:

Sunset 60x120

Dust 60x60

Sunset Mosaico 4,7x4,7



★ ★ ★ ★ ★
MONOCIBEC®
FINCIBEC GROUP

gres fine porcellanato
fine porcelain stoneware





dust
DOLOMITE



★★★★★
MONOCIBEC®
FINCIBEC GROUP

gres fine porcellanato
fine porcelain stoneware





sunset
DOLOMITE



DOLOMITE

GREY



60x120 . 24"x47" nat. rett.
92904 GREY
■ 141




60x60 . 24"x24" nat. rett.
92892 GREY
■ 105



45x90 . 18"x36" nat. rett.
92898 GREY
■ 125



30x60 . 12"x24" nat. rett.
92886 GREY
■ 89



• 30x30 . 12"x12" nat. rett.
94631 GREY
■ 141




• 15x15 . 6"x6" nat. rett.
94637 GREY
■ 159



30x60 . 12"x24" nat.
92916 MOSAICO MURETTO GREY
■ 190



4,7x4,7 . 1,8"x1,8"
mosaico su rete
30x30 . 12"x12" nat.
92923 MOSAICO GREY
■ 199



* 2,5x2,5 . 1"x1"
mosaico su foglio
30x30 . 12"x12" nat.
95615 MOSAICO GREY
■ 222

MAJOR 20mm



50x100 . 20"x40" grip
93507 GREY nat.
93715 GREY rett.
■ 141
■ 154

- * Quantitativo minimo ordine 9 m²
Minimum order quantity 9 m²
- Quantitativo minimo ordine 1 pallet
Minimum order quantity 1 pallet



NATURALE



MAJOR



MOSAICO 2.5x2.5
MAJOR



NATURALE
MOSAICO 4.7x4.7

ANSI A 137.1
DCOF
WET > 0,42

B.C.R.A.
D.M.I. n. 236 $\mu > 0,4$

C5




V2

MOON



60x120 . 24"x47" nat. rett.
92905 MOON
■ 141



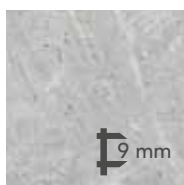
60x60 . 24"x24" nat. rett.
92893 MOON
■ 105



45x90 . 18"x36" nat. rett.
92899 MOON
■ 125



30x60 . 12"x24" nat. rett.
92887 MOON
■ 89



• 30x30 . 12"x12" nat. rett.
94632 MOON
■ 141




• 15x15 . 6"x6" nat. rett.
94638 MOON
■ 159



30x60 . 12"x24" nat.
92917 MOSAICO MURETTO MOON
■ 190



4,7x4,7 . 1,8"x1,8"
mosaico su rete
30x30 . 12"x12" nat.
92924 MOSAICO MOON
■ 199



* 2,5x2,5 . 1"x1"
mosaico su foglio
30x30 . 12"x12" nat.
95616 MOSAICO MOON
■ 222

MAJOR 20mm



50x100 . 20"x40" grip
93508 MOON nat.
93716 MOON rett.
■ 141
■ 154

* Quantitativo minimo ordine 9 m²
Minimum order quantity 9 m²


• Quantitativo minimo ordine 1 pallet
Minimum order quantity 1 pallet

DOLOMITE

DUST



60x120 . 24"x47" nat. rett.
92906 DUST
■ 141



60x60 . 24"x24" nat. rett.
92894 DUST
■ 105



45x90 . 18"x36" nat. rett.
92900 DUST
■ 125



30x60 . 12"x24" nat. rett.
92888 DUST
■ 89




• 30x30 . 12"x12" nat. rett.
94633 DUST
■ 141




• 15x15 . 6"x6" nat. rett.
94639 DUST
■ 159



30x60 . 12"x24" nat.
92918 MOSAICO MURETTO DUST
■ 190



4,7x4,7 . 1,8"x1,8"
mosaico su rete
30x30 . 12"x12" nat.
92925 MOSAICO DUST
■ 199



* 2,5x2,5 . 1"x1"
mosaico su foglio
30x30 . 12"x12" nat.
95617 MOSAICO DUST
■ 222

* Quantitativo minimo ordine 9 m²
Minimum order quantity 9 m²

• Quantitativo minimo ordine 1 pallet
Minimum order quantity 1 pallet

MAJOR 20mm



50x100 . 20"x40" grip
93506 DUST nat.
93714 DUST rett.
■ 141
■ 154



NATURALE



MAJOR



MOSAICO 2.5x2.5
MAJOR



NATURALE
MOSAICO 4.7x4.7

ANSI A 137.1
DCOF
WET > 0,42

B.C.R.A.
D.M.I. n. 236 $\mu > 0.4$



V2

DARK



60x120 . 24"x47" nat. rett.
92908 DARK
■ 141




60x60 . 24"x24" nat. rett.
92896 DARK
■ 105



45x90 . 18"x36" nat. rett.
92902 DARK
■ 125



30x60 . 12"x24" nat. rett.
92890 DARK
■ 89



• 30x30 . 12"x12" nat. rett.
94634 DARK
■ 141




• 15x15 . 6"x6" nat. rett.
94640 DARK
■ 159



30x60 . 12"x24" nat.
92920 MOSAICO MURETTO DARK
■ 190



4,7x4,7 . 1,8"x1,8"
mosaico su rete
30x30 . 12"x12" nat.
92926 MOSAICO DARK
■ 199



* 2,5x2,5 . 1"x1"
mosaico su foglio
30x30 . 12"x12" nat.
95619 MOSAICO DARK
■ 222

* Quantitativo minimo ordine 9 m²
Minimum order quantity 9 m²

• Quantitativo minimo ordine 1 pallet
Minimum order quantity 1 pallet

MAJOR 20mm




50x100 . 20"x40" grip
93505 DARK nat.
93713 DARK rett.
■ 141
■ 154

DOLOMITE

SUNSET



60x120 . 24"x47" nat. rett.
92907 SUNSET
■ 141




60x60 . 24"x24" nat. rett.
92895 SUNSET
■ 105



45x90 . 18"x36" nat. rett.
92901 SUNSET
■ 125



30x60 . 12"x24" nat. rett.
92889 SUNSET
■ 89




• 30x30 . 12"x12" nat. rett.
94635 SUNSET
■ 141




• 15x15 . 6"x6" nat. rett.
94641 SUNSET
■ 159



30x60 . 12"x24" nat.
92919 MOSAICO MURETTO SUNSET
■ 190



4,7x4,7 . 1,8"x1,8"
mosaico su rete
30x30 . 12"x12" nat.
92928 MOSAICO SUNSET
■ 199




* 2,5x2,5 . 1"x1"
mosaico su foglio
30x30 . 12"x12" nat.
95618 MOSAICO SUNSET
■ 222

* Quantitativo minimo ordine 9 m²
Minimum order quantity 9 m²

• Quantitativo minimo ordine 1 pallet
Minimum order quantity 1 pallet

MAJOR 20mm



50x100 . 20"x40" grip
93504 SUNSET nat.
93717 SUNSET rett.
■ 141
■ 154



NATURALE



MAJOR



MOSAICO 2.5x2.5
MAJOR



NATURALE
MOSAICO 4.7x4.7

ANSI A 137.1
DCOF
WET > 0,42

B.C.R.A.
D.M.I. n. 236 $\mu > 0.4$




V2

WHITE



60x120 . 24"x47" nat. rett.
92909 WHITE
■ 141



60x60 . 24"x24" nat. rett.
92897 WHITE
■ 105



45x90 . 18"x36" nat. rett.
92903 WHITE
■ 125



30x60 . 12"x24" nat. rett.
92891 WHITE
■ 89



• 30x30 . 12"x12" nat. rett.
94636 WHITE
■ 141




• 15x15 . 6"x6" nat. rett.
94642 WHITE
■ 159



30x60 . 12"x24" nat.
92922 MOSAICO MURETTO WHITE
■ 190



4,7x4,7 . 1,8"x1,8"
mosaico su rete
30x30 . 12"x12" nat.
92927 MOSAICO WHITE
■ 199



* 2,5x2,5 . 1"x1"
mosaico su foglio
30x30 . 12"x12" nat.
95620 MOSAICO WHITE
■ 222

* Quantitativo minimo ordine 9 m²
Minimum order quantity 9 m²

• Quantitativo minimo ordine 1 pallet
Minimum order quantity 1 pallet


MAJOR 20mm



50x100 . 20"x40" grip
93509 WHITE nat.
93718 WHITE rett.
■ 141
■ 154

DOLOMITE

TAUPE





60x120 . 24"x47" nat. rett.
99441 TAUPE
■ 141



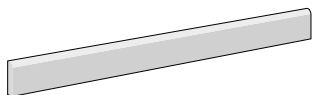
30x60 . 12"x24" nat. rett.
99349 TAUPE
■ 89

IMBALLI PACKAGING

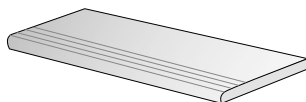
	60x120	45x90	60x60	30x60	30x30	15x15	50x100 MAJOR NAT	50x100 MAJOR RETT
 Pc.	2	2	3	6	11	44	1	1
M ²	1,44	0,81	1,08	1,08	1	0,99	0,5	0,5
Kg	34	21	22,5	22	23	17,91	22,7	20,5

	60x120	45x90	60x60	30x60	30x30	15x15	50x100 MAJOR NAT	50x100 MAJOR RETT
 Colli boxes	30	39	40	48	50	48	48	48
M ²	43,2	31,59	43,20	51,84	50	47,52	24	24
Kg	1020	819	900	1056	1150	859,68	1089	984

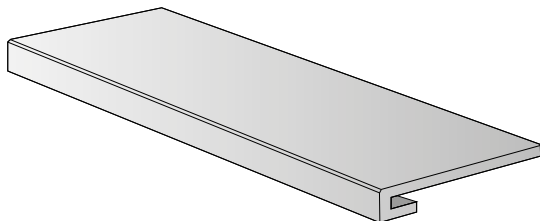
PEZZI SPECIALI . SPECIAL PIECES **10/9 mm**



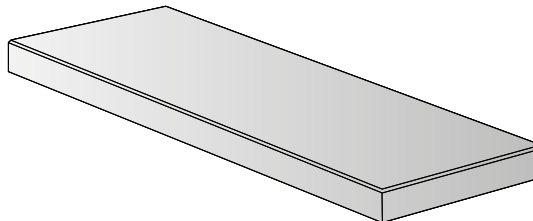
5,4x60 . 2,1"x24"
BATTISCOPA
● 17



30x60 . 12"x24"
GRADINO
● 63

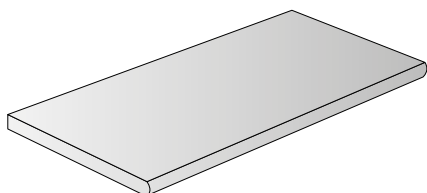


33x120 . 13"x47"
GRADONE COSTA RETTA
● 240



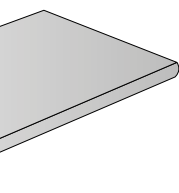
33x120 . 13"x47"
GRAD. ANG. COSTA RETTA DX/SX
● 249

PEZZI SPECIALI . SPECIAL PIECES **20 mm MAJOR**



50x100 . 20"x40"
GRADONE CON TORO
MAJOR GRIP NAT.

● 212



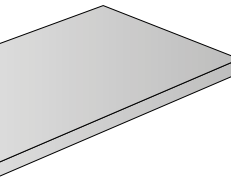
50x100 . 20"x40"
GRADONE CON TORO
MAJOR GRIP RETT.

● 222



50x100 . 20"x40"
GRAD. ANG. CON TORO DX/SX
MAJOR GRIP NAT.

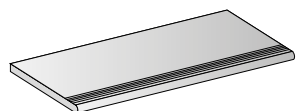
● 245



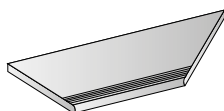
50x100 . 20"x40"
GRAD. ANG. CON TORO DX/SX
MAJOR GRIP RETT.

● 247

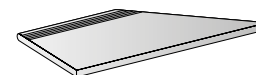
PEZZI SPECIALI POOLS&WELLNESS . POOLS&WELLNESS SPECIAL PIECES **20 mm MAJOR**



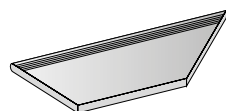
25x50 . 10"x20"
BORDO LINE RETTILINEO
CON TORO
● 173



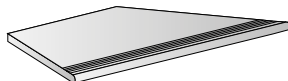
25x50 . 10"x20"
ANGOLO LINE
INTERNO CON TORO DX
● 184



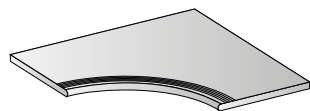
25x50 . 10"x20"
ANGOLO LINE
INTERNO CON TORO SX
● 184



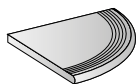
25x50 . 10"x20"
ANGOLO LINE
ESTERNO CON TORO SX
● 201



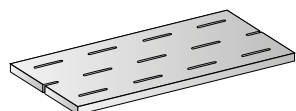
25x50 . 10"x20"
ANGOLO LINE
ESTERNO CON TORO DX
● 201



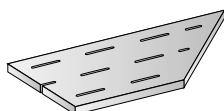
50x50 . 20"x20"
ANGOLO CURVO LINE
INTERNO CON TORO
● 247



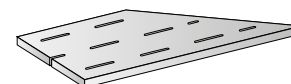
25x25 . 10"x10"
ANGOLO CURVO LINE
ESTERNO CON TORO
● 247



25x50 . 10"x20"
GRIGLIA
25 cm
● 181




25x50 . 10"x20"
ANGOLO GRIGLIA DX
25 cm
● 184




25x50 . 10"x20"
ANGOLO GRIGLIA SX
25 cm
● 184


VARIAZIONI CROMATICHE COLOURS VARIATIONS




V1 **Aspetto uniforme**
Even appearance



V3 **Media variazione**
Medium variation



V2 **Lieve variazione**
Light variation



V4 **Intensa variazione**
Strong variation

**È indispensabile all'atto della
posa, prelevare le piastrelle da
più confezioni.**

It is necessary to take the tiles
from several different boxes
when laying them.

CATEGORIE D'IMPIEGO USE CLASSES

C1

Piastrelle da pavimento consigliate per calpestio leggero
Floor tiles recommended for light pounding

C4

Piastrelle da pavimento consigliate per calpestio medio-pesante
Floor tiles recommended for medium-heavy pounding

C2

Piastrelle da pavimento consigliate per calpestio medio-leggero
Floor tiles recommended for medium-light pounding

C5

Piastrelle da pavimento consigliate per calpestio intenso
Floor tiles recommended for heavy uses

C3

Piastrelle da pavimento consigliate per calpestio medio
Floor tiles recommended for medium pounding

NOTE . NOTES

I prodotti possono essere modificati da Fincibec senza preavviso, respingendo ogni responsabilità su possibili danni diretti o indiretti causati da potenziali modifiche. / Fincibec reserves the right to modify its products without prior notice and cannot be held liable for direct or indirect damage caused by such modifications.

Verificare sempre la correttezza delle informazioni e dei dati relativi a codici, imballaggi e pesi, consultando il listino prezzi in vigore. / Always refer to the price list in force to ensure correct information and data on codes, packaging, and weight.

Le tonalità dei colori riportate nel catalogo sono indicative. / The colours shades, reported on the catalogue, are indicative.

★★★★★
MONOCIBEC

STANDARDS:
UNI EN 14411 ANNEX G - Bia / UNI EN ISO
13006 ANNEX G - Bia

CARATTERISTICHE TECNICHE / GRES FINE PORCELLANATO COLORATO IN MASSA - TECHNICAL SPECIFICATIONS / FULL-BODY COLOURED PORCELAIN STONWARE

	CARATTERISTICHE TECNICHE TECHNICAL DATA TECHNISCHE DATEN CARACTERISTIQUES TECHNIQUES CARACTERÍSTICAS TÉCNICAS ТЕХНИЧЕСКИЕ ХАРАКТЕРИСТИКИ	TIPO DI PROVA STANDARD OF TEST NORME DU TEST TESTNORM TIPO DE PRUEBA ТИП ТЕСТА	VALORI PRESCRITTI DALLE NORME EN 14411 - G INTERNATIONAL STANDARDS EN 14411 - G INTERNATIONALE NORMENMERKE EN 14411 - G VALEURS PREVISES PAR LES NORMES EN 14411 - G VALORES PREVISTOS POR LAS NORMAS EN 14411 - G ПРЕДЪПЛОЖЕННИЕ ОТ НАДПОРМЕН 14411-G		VALORE MEDIO MONOCIBEC MONOCIBEC AVERAGE VALUE MONOCIBEC MITTELWERT VALEUR MOYENNE MONOCIBEC VALOR MEDIO MONOCIBEC СРЕДНЕ ЗНАЧЕНИЕ MONOCIBEC		
			REQUIREMENTS FOR NOMINAL SIZE N		NAT	GRIP	
			7 cm ≤ N ≤ 15 cm	N ≥ 5 cm			
	LATI SIDES - SEITEN COTES - CANTOS РАЗМЕРЫ СТОРОН	EN ISO 10545-2	± 0,9% mm	+ 0,6% MAX (± 2,0 mm)	CONFORME COMPLYING - ERFÜLLT CONFORME - CONFORME COOTBETCTBYET		
	SPESSORE THICKNESS - DICKE ÉPAISSEUR - ESPESOR ТОЛЩИНА	EN ISO 10545-2	± 0,5% mm	± 5,0% MAX (± 0,5 mm)	CONFORME COMPLYING - ERFÜLLT CONFORME - CONFORME COOTBETCTBYET		
	RETTILINEITÀ DEGLI SPIGOLI STRAIGHTNESS OF SIDES - GERÄDLICHKEIT DER KANTEN RECTITUDE DES ARÊTES - RECTITUD DE LOS CANTOS - КОСОУГОЛЬНОСТЬ	EN ISO 10545-2	± 0,75% mm	± 0,5% MAX (± 1,5 mm)	CONFORME COMPLYING - ERFÜLLT CONFORME - CONFORME COOTBETCTBYET		
	ORTOGONALITÀ RECTANGULARITY - RECHTWINKLIGKEIT PERPENDICULARITÉ - ORTOGONALIDAD КРЯВИЗНА СТОРОН	EN ISO 10545-2	± 0,75% mm	± 0,5% MAX (± 2 mm)	CONFORME COMPLYING - ERFÜLLT CONFORME - CONFORME COOTBETCTBYET		
	PLANARITÀ SURFACE FLATNESS - EBENFLÄCHIGKEIT PLANEITÉ DE SURFACE - PLANEIDAD КРЯВИЗНА ЛИЦЕВОЙ ПОВЕРХНОСТИ	EN ISO 10545-2	± 0,75% mm	± 0,5% MAX (± 2,0 mm)	CONFORME COMPLYING - ERFÜLLT CONFORME - CONFORME COOTBETCTBYET		
	ASSORBIMENTO D'ACQUA WATER ABSORPTION - WASSERAUFNAHME ABSORPTION D'EAU - ABSORCIÓN DE AGUA ВОДОПОГЛОЩЕНИЕ	EN ISO 10545-3		≤ 0,5 %		≤ 0,1 %	
	RESISTENZA ALLA FLESSIONE FLEXION RESISTANCE - BIEGEFESTIGKEIT RESISTANCE A LA FLEXION - RESISTENCIA A LA FLEXION ПРЕДЕЛ ПРОЧНОСТИ ПРИ ИЗГИБЕ	EN ISO 10545-4		S ≥ 1.300 N R ≥ 35 N/mm ²	CONFORME COMPLYING - ERFÜLLT CONFORME - CONFORME COOTBETCTBYET		
	RESISTENZA ALL'URTO IMPACT RESISTANCE - STOSSEFESTIGKEIT RESISTANCE AUX CHOCOS - RESISTENCIA A LOS GOLPES УДАРНОСТОЙКОСТЬ	EN ISO 10545-5		VALORE DICHIARATO DECLARED VALUE - ANGEGBENER WERT VALEUR DÉCLARÉE - VALOR DECLARADO - ЗАЯВЛЕННОЕ ЗНАЧЕНИЕ		> 0,80	
	RESISTENZA ALL'ABRASIONE ABRASION RESISTANCE - ABRIEBFESTIGKEIT RESISTANCE À L'ABRASION - RESISTENCIA A LA ABRASION ПРОЧНОСТЬ НА ИСТИРАНИЕ	EN ISO 10545-6		≤ 175 mm ³	CONFORME COMPLYING - ERFÜLLT CONFORME - CONFORME COOTBETCTBYET		
	COEFFICIENTE DI DILATAZIONE TERMICA LINEARE COEFFICIENT OF LINEAR THERMAL EXPANSION - LINEARER WÄRMEAUSSDEHNUNGSKOEFFIZIENT COEFFICIENT DE DILATION THERMIQUE LINEAIRE - COEFFICIENTE DE DILATACION TERMICA LINEAL КОЭФФИЦИЕНТ ЛИНЕЙНОГО ТЕРМИЧЕСКОГО РАСШИРЕНИЯ	EN ISO 10545-8		VALORE DICHIARATO DECLARED VALUE - ANGEGBENER WERT VALEUR DÉCLARÉE - VALOR DECLARADO - ЗАЯВЛЕННОЕ ЗНАЧЕНИЕ		α = 6,7 x 10 ⁻⁶ / °C	
	RESISTENZA AGLI SBALZI TERMICI RESISTANCE TO THERMAL SHOCKS - BESTÄNDIGKEIT GEGEN TEMPERATURSCHWANKUNGEN RESISTENCIA A LOS CHOQUES TERMICOS - RESISTENCIA A LOS CHOQUES TERMICOS СТОЙКОСТЬ К ПЕРЕПАДАМ ТЕМПЕРАТУРЫ	EN ISO 10545-9		TEST SUPERATO SECONDO EN ISO 10545-1 TEST PASSED ACCORDING TO - TEST BESTANDEN NACH TEXTE DÉPASSÉ SELON - PRUEBA SUPERADA SEGUN ИСПЫТАНИЕ ПРОЙДЕНО В СООТВЕТСТВИИ С	NESSUN DANNO NO DAMAGE - KEIN SCHADEN AUCUN DOMMAGE - NINGUN DAÑO БЕЗ ПОВРЕЖДЕНИЙ		
	DILATAZIONE ALL'UMIDITÀ (IN MMM) MOISTURE EXPANSION (IN MMM) - FEUCHTIGKEITSBEDINGTE AUSDEHNUNG (IN MMM) DILATACION A LA HUMIDIDAD (EN MMM) - DILATACION CON LA HUMEDAD (EN MMM) ВЛАЖНОСТНОЕ РАСШИРЕНИЕ (В MMM)	EN ISO 10545-10		VALORE DICHIARATO DECLARED VALUE - ANGEGBENER WERT VALEUR DÉCLARÉE - VALOR DECLARADO - ЗАЯВЛЕННОЕ ЗНАЧЕНИЕ		MAX 0,1 mm / m	
	RESISTENZA AL GELO FROST RESISTANCE - FROSTBESTÄNDIGKEIT RESISTANCE AU GEL - RESISTENCIA AL HIELO МОРОЗОСТОЙКОСТЬ	EN ISO 10545-12		TEST SUPERATO SECONDO EN ISO 10545-1 TEST PASSED ACCORDING TO - TEST BESTANDEN NACH TEXTE DÉPASSÉ SELON - PRUEBA SUPERADA SEGUN ИСПЫТАНИЕ ПРОЙДЕНО В СООТВЕТСТВИИ С	NESSUN DANNO NO DAMAGE - KEIN SCHADEN AUCUN DOMMAGE - NINGUN DAÑO БЕЗ ПОВРЕЖДЕНИЙ		
	RESISTENZA AI PRODOTTI CHIMICI USO DOMESTICO E ADDITIVI PER PISCINA RESISTANCE TO HOUSEHOLD AND SWIMMING POOL CHEMICAL PRODUCTS - BESTÄNDIGKEIT GEGEN HAUSHALTS- TSHEMIKALIEN UND ZUSATZSTOFFE FÜR SWIMMINGPOOLS - RESISTANCE AUX PRODUITS CHIMIQUES USAGE DOMESTIQUE ET ADDITIFS POUR PISCINE - RESISTENCIA A LOS PRODUCTOS QUIMICOS DE USO DOMESTICO Y ADI- TIVOS PARA PISCINA - СТОЙКОСТЬ К ДЕЙСТВИЮ БЫТОВЫХ ХИМИЧЕСКИХ СРЕДСТВ, ДОБАВКАМ В БАССЕЙНЫ	EN ISO 10545-13		UB MIN	CONFORME COMPLYING - ERFÜLLT CONFORME - CONFORME COOTBETCTBYET		
	RESISTENZA A BASSE CONCENTRAZIONI DI ACIDI E ALCALI RESISTANCE TO LOW CONCENTRATIONS OF ACIDS AND ALKALI - BESTÄNDIGKEIT BEI NIEDRIGEN KONZEN- TRATIONEN VON SAUREN UND LAUGEN - RESISTANCE A BASSES CONCENTRATIONS D'ACIDES ET ALCALIS - RESISTENCIA A BAJAS CONCENTRACIONES DE ÁCIDOS Y ALCALIS - СТОЙКОСТЬ К ДЕЙСТВИЮ НИЗКОЙ КОНЦЕНТРАЦИИ КИСЛОТ И ЩЕЛОЧЕЙ	EN ISO 10545-13		VALORE DICHIARATO DECLARED VALUE - ANGEGBENER WERT VALEUR DÉCLARÉE - VALOR DECLARADO - ЗАЯВЛЕННОЕ ЗНАЧЕНИЕ	CONFORME COMPLYING - ERFÜLLT CONFORME - CONFORME COOTBETCTBYET		
	RESISTENZA AD ALTE CONCENTRAZIONI DI ACIDI E ALCALI RESISTANCE TO HIGH CONCENTRATIONS OF ACIDS AND ALKALI - BESTÄNDIGKEIT BEI HOHEN KONZEN- TRATIONEN VON SAUREN UND LAUGEN - RESISTANCE A HAUTES CONCENTRATIONS D'ACIDES ET ALCALIS - RESISTENCIA A ALTAS CONCENTRACIONES DE ÁCIDOS Y ALCALIS - СТОЙКОСТЬ К ДЕЙСТВИЮ ВЫСОКОЙ КОНЦЕНТРАЦИИ КИСЛОТ И ЩЕЛОЧЕЙ	EN ISO 10545-13		VALORE DICHIARATO DECLARED VALUE - ANGEGBENER WERT VALEUR DÉCLARÉE - VALOR DECLARADO - ЗАЯВЛЕННОЕ ЗНАЧЕНИЕ	CONFORME COMPLYING - ERFÜLLT CONFORME - CONFORME COOTBETCTBYET		
	RESISTENZA ALLE MACCHIE RESISTANCE TO STAINS - FLECKENBESTÄNDIGKEIT RESISTANCE AUX TACHES - RESISTENCIA A LAS MANCHAS УСТОЙЧИВОСТЬ К ПЯТНООБРАЗОВАНИЮ	EN ISO 10545-14		VALORE DICHIARATO DECLARED VALUE - ANGEGBENER WERT VALEUR DÉCLARÉE - VALOR DECLARADO - ЗАЯВЛЕННОЕ ЗНАЧЕНИЕ		5	
	CESSIONE DI PIOMBO E CADMIO LEAD AND CADMIUM DISCHARGE - ABGABE VON BLEI UND CADMIUM PERTE DE PLOMB ET CADMIUM - CESION DE PLOMO Y CADMIO ВЫДЕЛЕНИЕ СВИНЦА И КАДМИЯ	EN ISO 10545-15		VALORE DICHIARATO DECLARED VALUE - ANGEGBENER WERT VALEUR DÉCLARÉE - VALOR DECLARADO - ЗАЯВЛЕННОЕ ЗНАЧЕНИЕ	< ALIMITE DI RILEVAMENTO < THAN INSTRUMENT LIMIT - UNMESSBARES WERT < LIMITE DE INSTRUMENT - LIMITE DEL INSTRUMENTO < НА ПЕРЕДЕЛЕ ОТРЕДЕЛИМОСТИ		
	SCIVOLosità SKID RESISTANCE - RUTSCHWERT GLISSANCE - ADHERENCIA СКОЛЬЗКОСТЬ	DM 23689 BCRA		> 0,40	> 0,40	> 0,40	
		ANSI A137.1		WET DOF > 0,42	> 0,42	> 0,42	
		DIN 51130		-	R10	R11	
		DIN 51097		-	A-B A+B (MOS 4.7x4.7) A+B+C (MOS 2.5x2.5)	A+B-C	

PER I CERTIFICATI SPECIFICI, E VALORI PUNTUALI, CONTATTARE FINCIBEC SPA - FOR SPECIFIC CERTIFICATES AND DATA, CONTACT FINCIBEC S.P.A. - FÜR SPEZIELLE ZERTIFIKATE UND PUNKTWERTE, FINCIBEC S.P.A.
KONTAKTIEREN - POUR LES CERTIFICATS SPÉCIFIQUES ET LES VALEURS PONCTUELLES, CONTACTER FINCIBEC S.P.A. - PARA LOS CERTIFICADOS ESPECÍFICOS Y LOS VALORES CONCRETOS, CONTACTE CON FINCIBEC
S.P.A. - ВО ВОПРОСАХ СПЕЦИАЛЬНЫХ СЕРТИФИКАТОВ И ПОКАЗАТЕЛЕЙ СВЯЖИТЕСЬ С FINCIBEC SPA.

ESCLUSO PEZZI SPECIALI ED ELEMENTI DECORATIVI - WITH THE EXCEPTION OF SPECIAL PIECES AND DECORS
PER ULTERIORI INFORMAZIONI CONSULTARE LE SCHEDE TECNICHE DAL SITO WWW.MONOCIBEC.IT - FOR FURTHER INQUIRIES, REFER TO THE DATA SHEETS ON THE WEB-SITE WWW.MONOCIBEC.IT



FINCIBEC S.p.A.
Uffici Comm.li, Stabilimento
e Amministrazione:

via Valle d'Aosta, 47
41049 Sassuolo (MO) Italia
Tel. +39 0536 861.300
Fax Italia +39 0536 861.400
Fax Export + 39 0536 806.974 - 861.450
Fax Uff. Amm. + 39 0536 861.351
www.monocibec.it - info@monocibec.it
www.fincibec.it - info@fincibec.it
GRUPPO FIRE - Fire s.r.l.



Fincibec S.p.A è socio di:

