



# CATALOG

# 2026

COUNTER DISPENSING EQUIPMENTS

POST MIX & WATER FOUNTAIN

COOLERS & CELLAR EQUIPMENTS

EVENTS & PARTY

FRONT & BACK BAR EQUIPMENTS





**DESIGN, MANUFACTURING  
& DEVELOPMENT OF BEER DISPENSING EQUIPMENT**

AT DAV, WE UNDERSTAND THAT EVERY PROJECT IS  
UNIQUE AND EVERY CLIENT IS *exceptional.*





*Flaship*  
**PRODUCTS** **01**



**BEER**  
*Tank* **02**



**COUNTER**  
*dispensing equipments* **03**



**POST MIX**  
*& water fountain* **04**



**COOLER &**  
*cellar equipments* **05**



**EVENTS &**  
*Party* **06**



**FRONT & BACK**  
*Bar equipments* **07**



**TOWER With**  
*Flow control* **08**

# S U M M A R Y

**01**

TOWER WITH COVER  
PAGE 6

EVENTS SOLUTIONS  
PAGE 16

MADE-TO-MESURE TOWER  
PAGE 8

POST MIX  
PAGE 12

STAND UP & SELF UP  
PAGE 18

COOLER  
PAGE 20

**02**

BEER TANK  
PAGE 14

**03**

TOWER  
PAGE 26

HANDLE  
PAGE 78

TAP  
PAGE 81

WATER TOWER  
PAGE 75

LENS  
PAGE 80

DRIP TRAY  
PAGE 84

**04**

POST MIX TOWER  
PAGE 94

DISPENSER POST MIX  
PAGE 95

WATER FOUNTAIN  
PAGE 97

**05**

TROPICALIZED COOLER  
PAGE 102

COOLER  
PAGE 103

COIL & STAINLESS  
STEEL TUBE  
PAGE 109

REGULATOR  
PAGE 110

KEG DISPENSE HEADS  
PAGE 112

FAUCET AND ACCESSORY  
PAGE 114

PYTHON TUBE  
PYTHON PUMP  
PAGE 115

CONNECTION  
PAGE 117

FOAM DETECTOR  
PAGE 122

MAINTENANCE  
PAGE 123

**06**

DRY COOLER SOLUTION  
ALASKA  
PAGE 130

ICE BANK COUNTERTOP  
SOLUTION  
PAGE 132

FLEXIDRAFT STAR /  
UNDERCOUNTER  
PAGE 138

SOLUTION BEER-UP  
PAGE 133

COUNTER COOLER SOLUTION  
PAGE 134

REFRIGERATED CABINET  
PAGE 152

**07**

GLASS WASHER  
PAGE 148

ICE MACHINE  
PAGE 150

BACK BAR  
PAGE 152

WINE DISPLAY CABINET & BACCHUS  
PAGE 162

**08**

TOWER WITH FLOW CONTROL  
PAGE 168

FLOW CONTROL  
PAGE 170

DAV EVENTS  
PAGE 172

ACCESSORIES  
PAGE 173

# 6

FLAGSHIP PRODUCTS

## TOWER WITH COVERING



# Embrace The COVERING



## **CUSTOMIZATION AND UNIQUE AESTHETICS**

Strengthen your visual identity with the customization of your choice.



## **SUSTAINABLE AND HIGH-QUALITY RESULTS**

Scratch-resistant, UV-resistant, and wear-resistant finishes, ensuring long-lasting durability.



## **UNIFORMITY OF COVERAGE**

The covering provides uniform coverage on complex and irregular surfaces, with zero defects!



## **AESTHETIC IMPROVEMENT**

Allows you to transform the appearance of your tower without altering its shape or functional characteristics, while maintaining the aesthetics of your draft system



TOGETHER, LET'S BRING YOUR PROJECTS TO LIFE  
FROM A TO Z.

CONTACT US!

*Try it!*



*A Tower as*  
**YOU IMAGINE**

**EXPRESS**  
*your creativity*



**INFINITE POSSIBILITIES**

Shape, material, finish, lighting, technology... the only limit is your imagination!



**A DEDICATED TEAM FOR YOUR PROJECT**

Support throughout your project.



**A DESIGN OFFICE MADE UP OF EXPERTS**

All the skills combined to bring your custom project to life.



**MANUFACTURING IN OUR FACTORY**

With a proven quality process.



**INSTALLATION AND MAINTENANCE**

Guaranteed by our expert installers.



TOGETHER, LET'S BRING YOUR PROJECTS TO LIFE FROM A TO Z.  
CONTACT US!

*Try it!*



*Pleasure in*  
**YOUR WATER**



**ECONOMIES : IMPROVED PROFITABILITY**

1 single 10-liter Bag-in-box = 60L of finished product.  
 Connected KPI tracking  
 better stock anticipation



**DURABILITY: A MORE ECOLOGICAL SOLUTION**

No bottles or cans.  
 100% recyclable bag-in-box



**LOGISTICS : EASIER LOGISTICS**

less frequent Deliveries,  
 less handling  
 More space in your warehouse  
 Guaranteed time savings



**TASTE : A WIDER SELECTION OF FLAVORS**

Suroutlet your customers with pleasure & well-being drinks



Together, let's bring your projects to life from A to Z.

Contact us!

*Try it!*





*Pleasure in*  
**YOUR WATER**

**FOUNTAIN**

**UNIQUE EXPERIENCE**  
MICRO-FILTERED SYSTEM WATER



**ECOLOGICAL : AN ECO-RESPONSIBLE APPROACH**

- 0 waste
- 0 transportation
- 0 ecological impact



**ECONOMIC : OPTIMIZING PROFITABILITY**

- 0 glass bottle storage
- 0 cans
- 0 plastic bottle



**LOGISTICS : EASIER LOGISTICS**

- 0 storage
- 0 transportation
- Less handling
- Saves time and space



**QUALITY : MICRO-FILTERED SYSTEM WATER**

- 100% Controlled
- Micro-filtered :
- Chlorine reduction and perticle removal



**COVERING**

Increase visibility with a covering on your fountain



TOGETHER, LET'S BRING YOUR PROJECTS TO LIFE FROM A TO Z.

CONTACT US!

*Try it!*





*Conserve, Store*  
**SERVE**

# BEER Tank



## HIGH CAPACITY

High-capacity service:  
2,5 HI, 5 HI, 10 HI



## PRESERVATION

3 months at constant temperature and pressure



## ECONOMICAL

No keg or CO<sup>2</sup> management required



## ECOLOGICAL

Fewer trips, reduced carbon footprint



## MOBILE

Fixed or mobile installation for events



DISCOVER THE FULL RANGE OF  
TANKS BEER OFFER



*Plug-in*

**CELEBRATE!**

# DRAFT DISPENSERS

## *Parties & events*

### *Embrace the* **COVERING**



#### **ENHANCED VISIBILITY**

Transform your devices into unique elements, customized to match the style of your establishment.



#### **DISPLAY OF TARGETED CAMPAIGNS OR SPONSORED EVENTS**

Capture the public's attention with vibrant designs, logos, and promotional messages.



#### **BOOSTING SALES**

Integrate interactive elements (e.g., QR codes for discounts).



#### **DURABILITY AND PROTECTION IN OUTDOOR CONDITIONS**

Resistant to weather and splashes. Maintain a fresh look throughout the event.



DISCOVER THE FULL RANGE STARTING FROM PAGE 104



*Pure draft experience,*  
**NO LIMITS!**

# Raise the beer up

## BEER UP



### INNOVATION

Filling in a circular motion replicating traditional pouring  
Patented system



### CASHLESS SYSTEM

Data stored on RFID cards, with simplified compatibility via a pairing key.

Pre-dosing with automatic calibration and input/output display for easier diagnostics

Volume tracking, price setting in cashless mode, and authorization management for alcoholic beverages

Brightness adjustment, dark mode, multilingual interface, and currency unit selection.

Display of card information (credit, rights), price based on size, and detection of misaligned cups.



### QUALITY

Preservation of the full flavor of the beverage  
Guarantee of consistent quality with every pour



### CONVENIENT

Comfort and speed of service



IN PARTERSHIP WITH





ECO  
Sustainable

*A perfectly chilled beer*

**CRAFTED TO PERFECTION**

# BEER Cooler



## TROPICALIZED UNIT

A range from 1/5 to 1 horsepower with high performance, capable of operating in high-temperature environments.



## EASY ADJUSTMENT

Easy adjustments for autonomous operation, ensuring optimal freshness of the beer.



## ROBUST AND LOW MAINTENANCE

Thanks to its steel condenser, the unit is less sensitive to handling and requires minimal maintenance.



## HIGH-QUALITY COMPONENTS

Carefully selected components for their high quality and excellent performance-quality ratio.

## WATER-COOLED OR AIR-COOLED CONDENSER



Water-cooled condenser for large industrial systems, hospitals, large commercial buildings ideally equipped with a cold water loop, etc.

Air-cooled condenser for standard refrigeration, residential use, and restaurants.

TOGETHER, LET'S BRING YOUR PROJECTS TO LIFE FROM A TO Z.

CONTACT US!

*Try it!*



**STYLE, BEER,**  
*Perfect pressure.*

# BEER Wall



## HIGHLIGHTING DIVERSITY

A true living showcase, the Beer Wall highlights the richness of the offering: number of beers and type of brewery



## IMMERSIVE CUSTOMER EXPERIENCE

A signature concept and a strong visual asset, the Beer Wall enhances your service and modernizes your image.

It catches the eye and becomes the focal point of your venue.



## SERVICE OPTIMIZATION

Designed for professionals, the Beer Wall enables smooth, fast, and well-organized service, while ensuring optimal pouring quality.

Less waiting, greater efficiency, always at the perfect pressure.



## EASY ADJUSTMENT

Simple adjustment allows autonomous operation and ensures optimal beer freshness.



**COUNTER**

*dispensing equipments*

## TOWER

PAGE 26

## WATER TOWER

PAGE 75

## HANDLE

PAGE 78

## LENS

PAGE 79

## TAP

PAGE 81

## DRIP TRAY

PAGE 84





## SLIM

1,2,3 taps  
Non-illuminated







1 TAP CHROME



2 TAP CHROME



3 TAP Black\*

COLOR		1T	2T	3T
 CHROME		L0081C	L0082C	L0083C
 BLACK		L0081N	L0082N	L0083N

\*insulated, non-refrigerated version

# CHOOSE YOUR *colour on request!*



## CUSTOMIZE

*Colour, pull handle and tap options*

Handle D.78

*Custom finish available on request*



Finishes available:

- Matte paint
- Covering
- Metallic finish






















See the trend book,

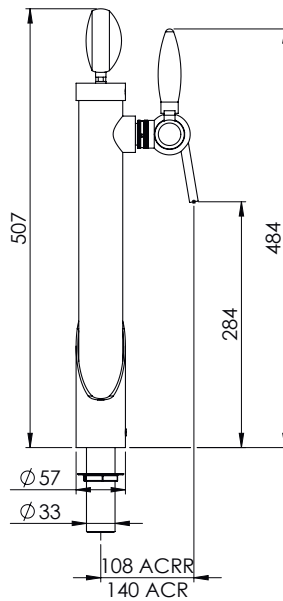


# MORISSON *sleeve*


1 tap

Lens Ø69

COLOR		1T
 RUST		L0403T
	 *	L0403TL
 BRUSHED		L0403B
	 *	L0403BL
 BLACK		L0403N
	 *	L0403NL
 BROWN		L0403M
	 *	L0403ML
 OLIVE		L0403V
	 *	L0403VL
 MUSTARD		L0403J
	 *	L0403JL
 RAL #3011 BORDEAUX		L0403R
	 *	L0403RL



COVERING 013.FLORAL

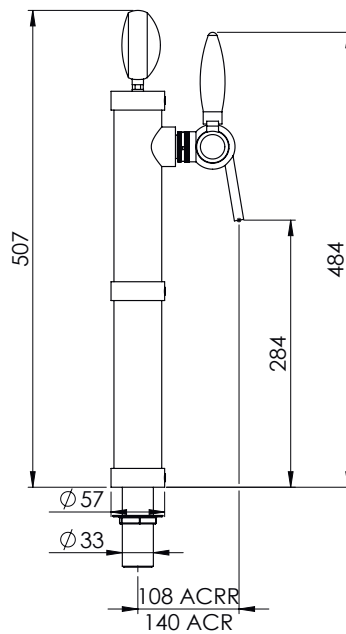


EVEN MORE IDEAS  
HERE OR ON D.37

# MORISSON

ring

COLOR		1T
RUST		L0404T
		L0404TL
BRUSHED		L0404B
		L0404BL
BLACK		L0404N
		L0404NL
BROWN		L0404M
		L0404ML
OLIVE		L0404V
		L0404VL
MUSTARD		L0404J
		L0404JL
BORDEAUX		L0404R
		L0404RL



BORDEAUX FINISH

*Custom finish available on request*

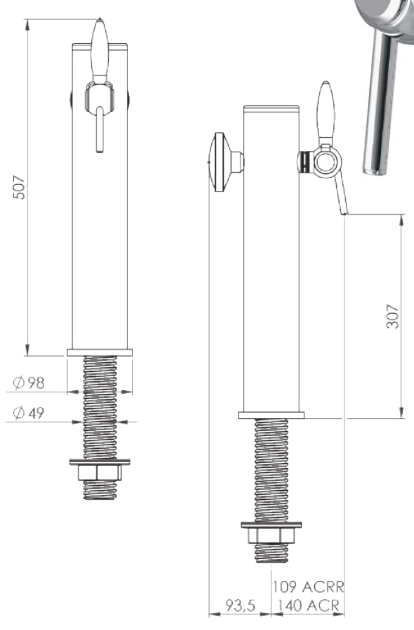
**TRENDS** Finishes available:  
 Matte paint  
 Covering  
 Metallic finish

See the trend book,



# BARRY

















COLOR	1T	1T PEGAS
	L0408T	L0408CPEG
RUST	L0408TL	
	L0408C	
CHROME	L0408CL	
	L0408B	
BRUSHED	L0408BL	
	L0408N	
BLACK	L0408NL	
	L0408M	
BROWN	L0408ML	
	L0408V	
OLIVE	L0408VL	
	L0408J	
MUSTARD	L0408JL	
	L0408R	
BORDEAUX	L0408RL	



**CONTROL BARRY**  
Beer and post-mix control – see pages 96 and 171



COVERING 074-DAMAS

COLOR		2T
RUST		L04082T
		L04082TL
CHROME		L04082C
		L04082CL
BRUSHED		L04082B
		L04082BL
BLACK		L04082N
		L04082NL
BROWN		L04082M
		L04082ML
OLIVE		L04082V
		L04082VL
MUSTARD		L04082J
		L04082JL
RAL #3011 BORDEAUX		L04082R
		L04082RL



METALLIC FINISH AVAILABLE ON REQUEST.

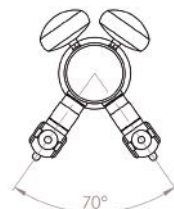
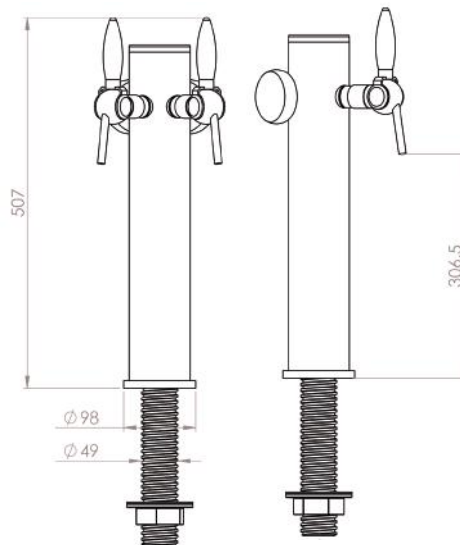
COVERING 065.RAYURES

\*Lighted version: transformer B4027 required  
Additional charge for ACR compensator tap  
Additional charge for 5/16" tap

*Custom finish available on request*

**TRENDS**  
2026  
Finishes available:  
Matte paint  
Covering  
Metallic finish






See the trend book,





# HAMER






1 or 2 taps  
Lens Ø82

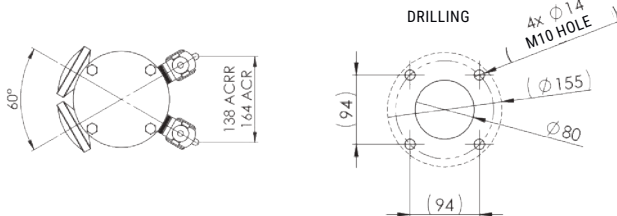
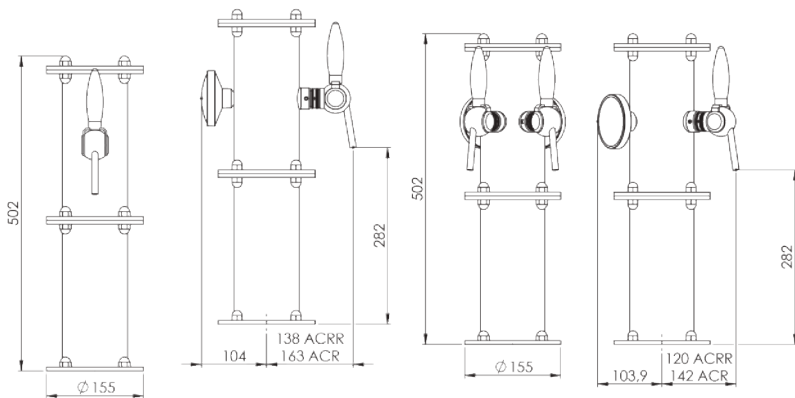
COLOR		1T	2T
 RUST		L04091T	L04092T
		L04091TL	L04092TL
 CHROME		L04091C	L04092C
		L04091CL	L04092CL
 BRUSHED		L04091N	L04092N
		L04091NL	L04092NL
 BLACK		L04091B	L04092B
		L04091BL	L04092BL
 MUSTARD		L04091J	L04092J
		L04091JL	L04092JL

\*Lighted version: transformer B4027 required  
Additional charge for ACR compensator tap  
Additional charge for 5/16" tap



BLACK FINISH

				
CHROME FLANGES	HANDLES FLANGES	COPPER FLANGES	BLACK FLANGES	CHROME OR HANDLES SCREWS
STANDARD		ON REQUEST		




*Custom finish available  
on request*

**TRENDS**  
20  
26

Finishes available:  
 • Matte paint  
 • Covering  
 • Metallic finish

See the trend book,



# ONE TOWER

## ENDLESS POSSIBILITIES



- COLOR
- TEXTURE
- PATTERN
- ACCESSORIES

## ANIMAL

004.VACHE



005.SERPENT



006.ZEBRE E FLUO



013.FLORAL



014.FOUGERE



015.TROPICAL



## FOREST

## LANDSCAPE

023.SUNSET



024.MONATGNE



025.PRAIRIE



MATTE COVERING

STRAIGHT TOWER – HAMER, MONTERO, BARRY, MORISSON, TOTEM & CITY

BRIDGE AND DOUBLE BRIDGE TOWER S – COVERING AVAILABLE ON LEGS AND BODY (EXCLUDING ELBOWS): GOLDEN GATE, TOWER BRIDGE, WILSON

093. TRIBAL



094. MANDALA



095. CELTIQUE



ETHNIC

HIPSTER

103. MEXICAN



104. MOTARD

105. CRAFT BEER



113. FRANCE



114. AZTEQUE



115. GRUE



TRAVEL

MATTE COVERING

STRAIGHT TOWER – HAMER, MONTERO, BARRY, MORISSON, TOTEM & CITY

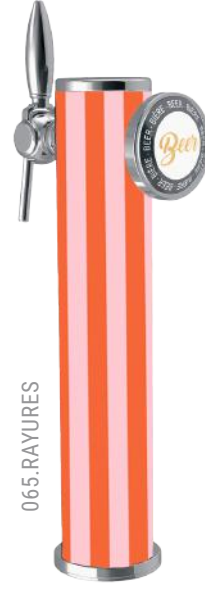
BRIDGE AND DOUBLE BRIDGE TOWER S – COVERING AVAILABLE ON LEGS AND BODY (EXCLUDING ELBOWS): GOLDEN GATE, TOWER BRIDGE, WILSON



063. AZULEJOS



064. DAMIER



065. RAYURES

PATTERN

STYLE



073. TATOUAGE



074. DAMAS



075. GEO ART DECO



083. GALAXIE



084. JEU RETRO



085. VHS

VINTAGE

033.VAN GOGH



034.MATISSE



035.PICASSO



PAINT

DISCO

043.FLEURS 70'S



044.BOULE DISCO



045.HIPPIE



053.STREET ART



054.GRAFFITI LETTRE



055.AUTOCCOLANT



URBAN

MATTE COVERING

STRAIGHT TOWER – HAMER, MONTERO, BARRY, MORISSON, TOTEM & CITY

BRIDGE AND DOUBLE BRIDGE TOWER S – COVERING AVAILABLE ON LEGS AND BODY (EXCLUDING ELBOWS): GOLDEN GATE, TOWER BRIDGE, WILSON

## STONE

133.LAVE



134.ROCHE



135.CARBONE



143.LUNE



144.VERRE



145.ANTIQUE



## TEXTURE

INFINITE POSSIBILITIES  
*choose your pattern!*



- CHOOSE FROM DAV TRENDS
- OR CREATE YOUR OWN VISUAL

ADAPT OUR PATTERNS YOUR  
ESTABLISHMENT'S PAINT COLORS



40

# ONE TOWER ENDLESS POSSIBILITIES

COLOR TEXTURE PATTERN ACCESSORIES



A HIGH-TECH CERAMIC COATING BAKED DIRECTLY ONTO THE METAL: ULTRA-THIN, ULTRA-HARD, ULTRA-DURABLE.

*matte or metallic*






*or*

**CHOOSE YOUR COVERING!**





**FULL RANGE OF FLANGE OPTIONS**

				
CHROME FLANGES STANDARD	HANDLES FLANGES	COPPER FLANGES ON REQUEST	BLACK FLANGES	CHROME OR HANDLES SCREWS







**CUSTOM EVERYTHING !**

## SWANNECK *big*

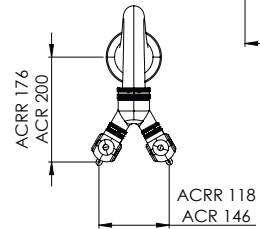
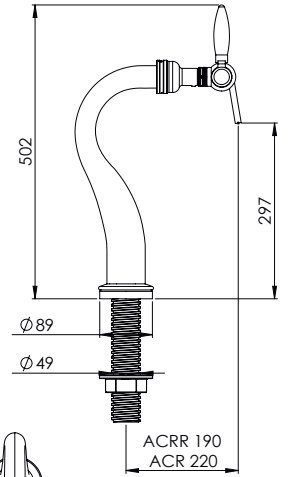


CHROME FINISH

1 or 2 taps





COLOR		1T	2T
 CHROME		B1931	B2521
 BRUSHED		B1931BR	B2521BR

Additional charge for ACR compensator tap  
Additional charge for 5/16" tap



## SWANNECK *small*

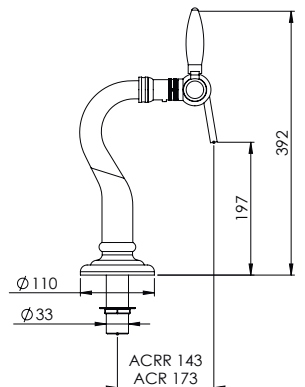
1 tap

COLOR		1T
 CHROME		B1555
 BRUSHED		B1556BR

Additional charge for ACR compensator tap  
Additional charge for 5/16" tap



CHROME FINISH

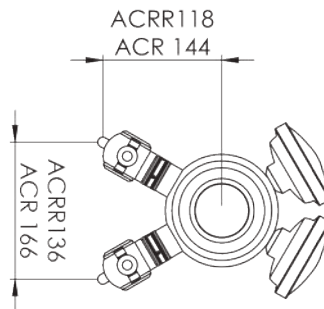
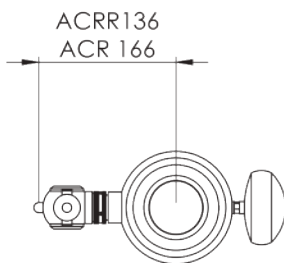
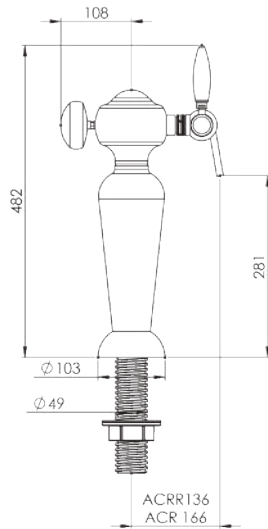
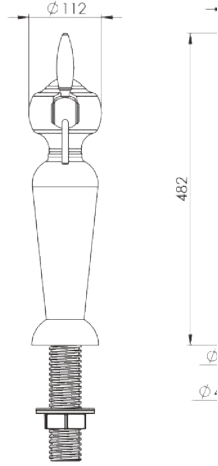


# IDEA

1 or 2 taps  
Lens Ø69



BLACK FINISH



COLOR		1T	2T
CHROME		B2255	B2264
		B2255L	B2264L
BRUSHED		B2255B	B2264B
		B2255BL	B2264BL
BLACK		B2255N	B2264N
		B2255NL	B2264NL
OLIVE		B2255V	B2264V
		B2255VL	B2264VL
MUSTARD		B2255J	B2264J
		B2255JL	B2264JL
RAL #3011 BORDEAUX		B2255R	B2264R
		B2255RL	B2264RL



BORDEAUX FINISH

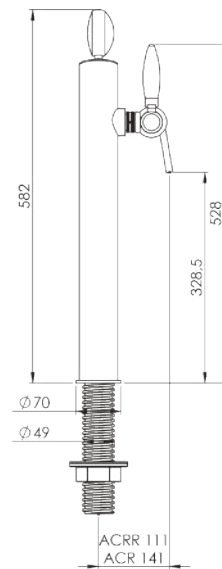
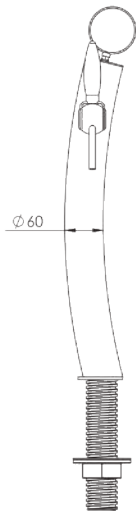
*Custom finish available on request*

## JAKARTA *Curve right*

COLOR		1T
CHROME		L0406C
		L0406CL
BLACK		L0406N
		L0406NL
MUSTARD		L0406J
		L0406JL

\*Lighted version: transformer B4027 required  
Additional charge for ACR compensator tap  
Additional charge for 5/16" tap

1 tap  
Lens Ø69

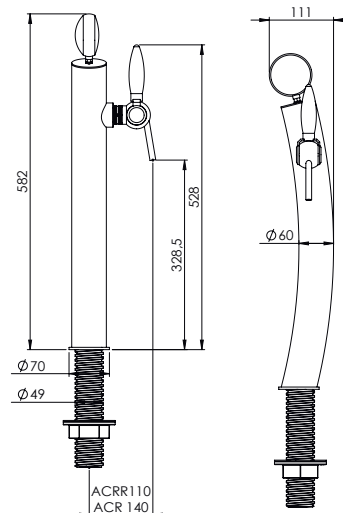


## JAKARTA *Curve left*

1 tap  
Lens Ø69

COLOR		1T
CHROME		L0407C
		L0407CL
BLACK		L0407N
		L0407NL
MUSTARD		L0407J
		L0407JL

\*Lighted version: transformer B4027 required  
Additional charge for ACR compensator tap  
Additional charge for 5/16" tap



BLACK FINISH



MUSTARD FINISH

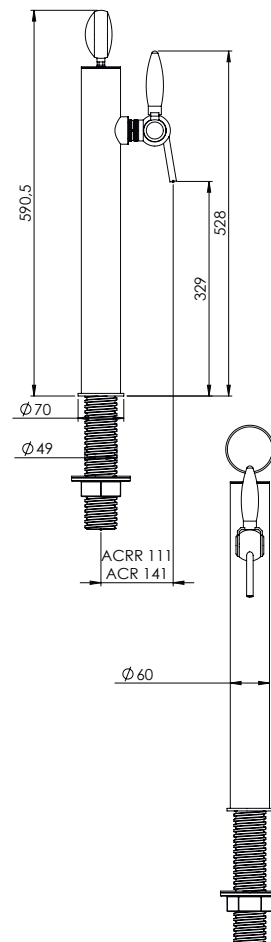
RED METALLIC FINISH AVAILABLE UPON REQUEST.

# JAKARTA *Straight*

1 tap  
Lens Ø69

COLOR		1T
CHROME		L0405C
		L0405CL
BLACK		L0405N
		L0405NL
MUSTARD		L0405J
		L0405JL

\*Lighted version: transformer B4027 required  
Additional charge for ACR compensator tap  
Additional charge for 5/16" tap



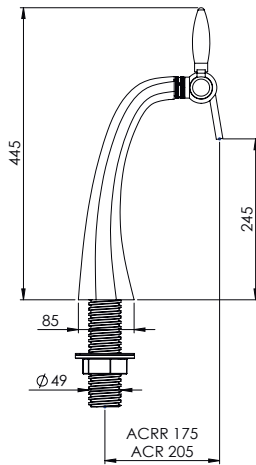
*Custom finish available on request*



FINISH CANON DE FUSIL



BLACK FINISH



## SHARK

1 tap  
Lens Ø82

COLOR		1T
CHROME		B1925
		B1925L
BLACK		B1925N
		B1925NL
GUN BARREL		B1925F
		B1925FL

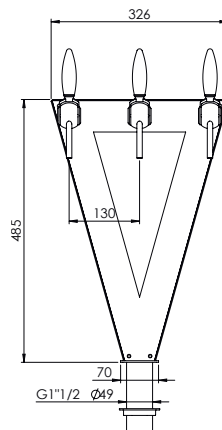
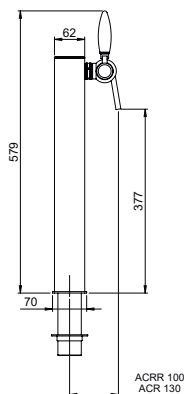
\*Lighted version: transformer B4027 required  
Additional charge for ACR compensator tap  
Additional charge for 5/16" tap

## ALLESSANDRIA

1, 2 ou 3 taps  
Lens Ø82

COLOR		2T	3T
CHROME		L02092T	L02093T
		L02092TL	L02093TL

\*Lighted version: transformer B4027 required  
Additional charge for ACR compensator tap  
Additional charge for 5/16" tap



CHROME FINISH

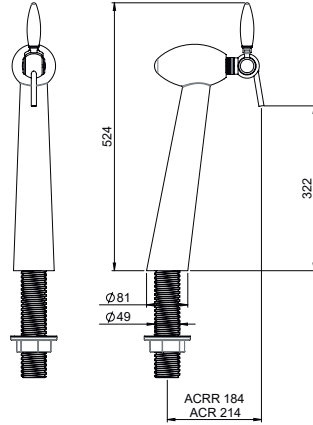
# ÉOLE

1 tap

BLACK FINISH



CHROME FINISH



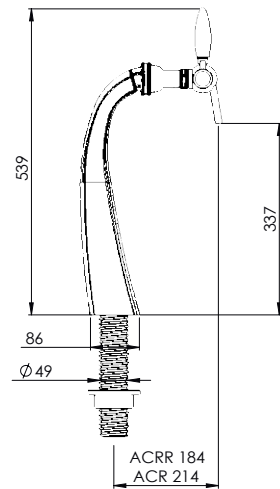
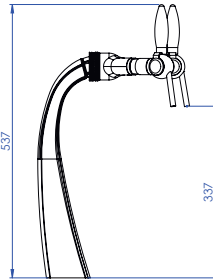
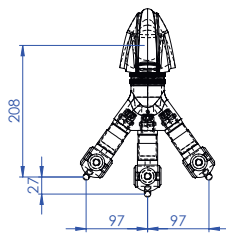
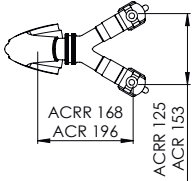
COLOR		1T
		L0150
CHROME		
		L0150N
BLACK		

\*Lighted version: transformer B4027 required  
Additional charge for ACR compensator tap  
Additional charge for 5/16" tap

*Custom finish available on request*

# AMSTERDAM

1, 2 ou 3 taps



COLOR		1T	2T	3T
		B1028	B2955	B29553
CHROME				
		B1935	B2108	B21083
BRASS				



HANDLES FINISH



CHROME FINISH



CHROME FINISH

# 48

## COUNTER DISPENSING EQUIPMENTS

### TOWER

# CITY

3, 4, 5, 6, 7, 8 taps

Lens Ø82

*Custom finish available on request*



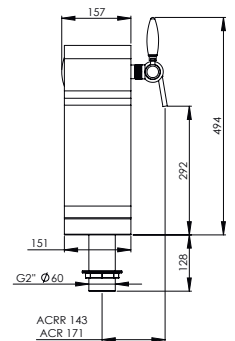
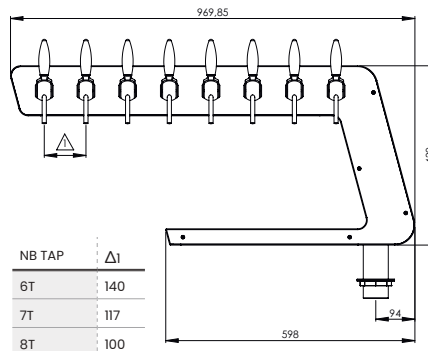
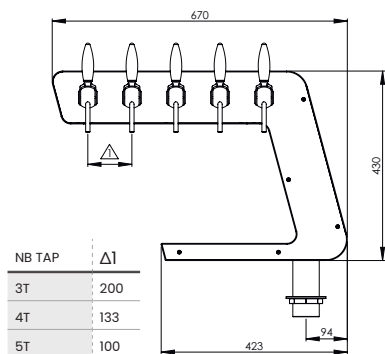
Finishes available:  
Matte paint  
Covering  
Metallic finish

See the trend book,

COLOR		3T	4T	5T	6T	7T	8T
BRUSHED		L02443	L02444	L02445	L02446	L02447	L02448
		L02443L	L02444L	L02445L	L02446L	L02447L	L02448L
BLACK		L02433N	L02434N	L02435N	L02436N	L02437N	L02438N
		L02433NL	L02434NL	L02435NL	L02436NL	L02437NL	L02438NL

CUSTOM FINISH AVAILABLE ON REQUEST	
STANDARD PAINT FINISH	-
METALLIC FINISH	-
OPTION COVERING	1 FRONT PANEL
	2 FRONT PANELS

\*Lighted version: transformer B4027 required  
Additional charge for ACR compensator tap  
Additional charge for 5/16" tap





# WILSON

3 et 4 taps  
Lens Ø82

*Custom finish available on request*

**TRENDS**  
2026

Finishes available:  
Matte paint  
Covering  
Metallic finish

See the trend book,

COLOR		3T	4T
CHROME		L04103C	L04104C
		L04103CL	L04104CL
BRUSHED		L04103B	L04104B
		L04103BL	L04104BL
BLACK		L04103N	L04104N
		L04103NL	L04104NL
GUN BARREL		L04103F	L04104F
		L04103FL	L04104FL

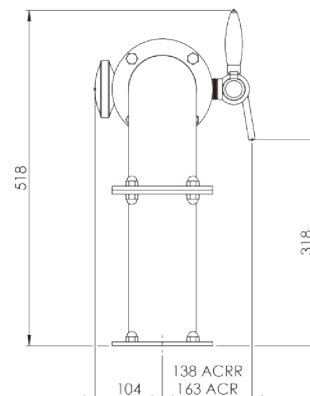
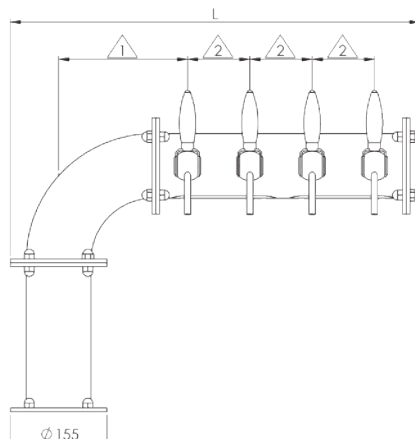
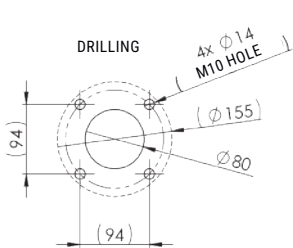
COLOR		3T	4T
OLIVE		L04103V	L04104V
		L04103VL	L04104VL
MUSTARD		L04103J	L04104J
		L04103JL	L04104JL
RUST		L04103T	L04104T
		L04103TL	L04104TL



\*Lighted version: transformer B4027 required  
Additional charge for ACR compensator tap  
Additional charge for 5/16" tap

CHROME FLANGES	HANDLES FLANGES	COPPER FLANGES	BLACK FLANGES	CHROME OR HANDLES SCREWS
STANDARD				ON REQUEST

NB TAP	L	Δ1	Δ2
3T	618	217	120
4T	658	207	100



### TOWER



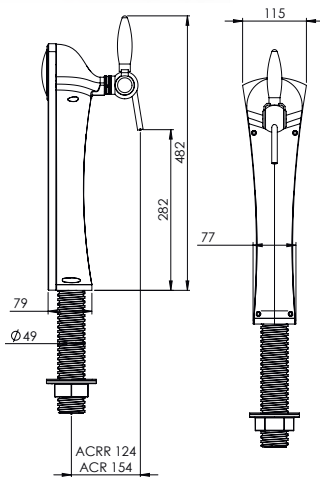
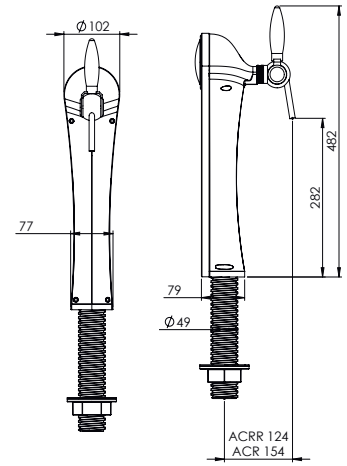
# UNIK

## Personnalised

Illuminated or non-illuminated front  
 Lens ø82  
 1 tap

### ROUND VERSION

COLOR	LENS	NON-ILLUMINATED FRONT	ILLUMINATED FRONT
CHROME		L0300P	L0300PL
		L0300FL	L0300FLL
BLACK		L0400P	L0400PL
		L0400FL	L0400FLL



### ARCHED VERSION

Illuminated or non-illuminated front  
 Lens ø82  
 1 tap

COLOR	LENS	NON-ILLUMINATED FRONT
CHROME		L0301P
		L0301PL
BLACK		L0401P
		L0401PL



\*Lighted version: transformer B4027 required  
 Additional charge for ACR compensator tap  
 Additional charge for 5/16" tap



# UNIK

## Standard

### ROUND VERSION

COLOR CORPS	LENS		
CHROME		L0300N	L0300B
		L0300NL	L0300BL
BLACK		L0400N	L0400B
		L0400NL	L0400BL

### ARCHED VERSION

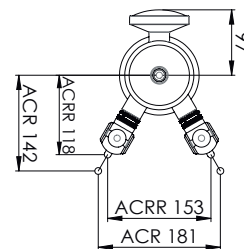
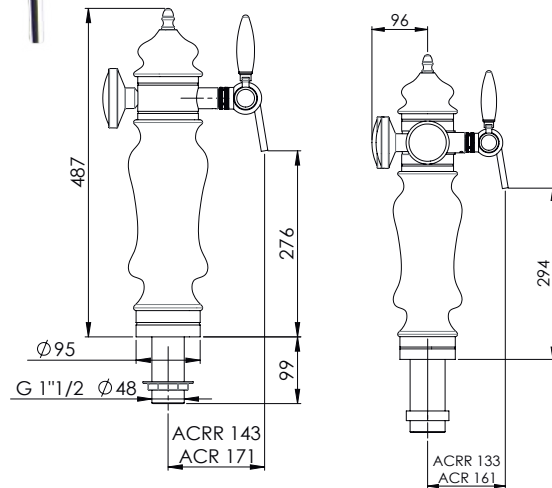
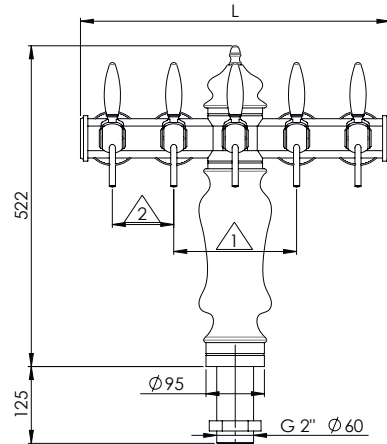
Illuminated or non-illuminated front  
 Lens ø82  
 1 tap

COLOR CORPS	LENS		
CHROME		L0301N	L0301B
		L0301NL	L0301BL
BLACK		L0401N	L0401B
		L0401NL	L0401BL

# LUGANO

2, 3, 4, 5, 6, 7 taps

Lens Ø82



NB TAP	L	Δ1	Δ2
2T	280	180	-
3T	370	270	-
4T	440	140	100
5T	500	200	100
6T	700	200	100
7T	700	200	100

COLOR		1T ROUND	2T ROUND	2T HANDLE	3T
CHROME		L02341T	L02342T	L02352T	L02343T
		L02341TL	L02342TL	L02352TL	L02343TL
		4T	5T	6T	7T
		L02344T	L02345T	L02346T	L02347T
		L02344TL	L02345TL	L02346TL	L02347TL

\*Lighted version: transformer B4027 required  
 Additional charge for ACR compensator tap  
 Additional charge for 5/16" tap



# ANVERS







Tower 2, 3, 4, 5, 6, 7 taps

Lens Ø82

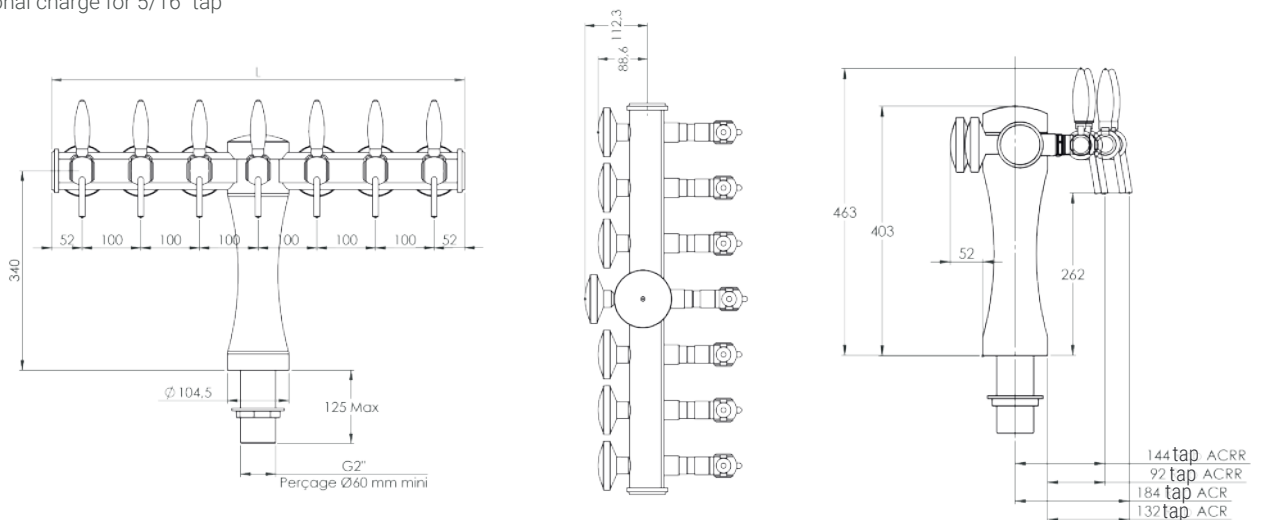
NB TAP	L
2T	374
3T	374
4T	504
5T	504
6T	704
7T	704

**ALL-BLACK VERSION  
(HANDLE + BODY):  
AVAILABLE ON REQUEST.**

BLACK FINISH

COLOR		2T	3T	4T	5T	6T	7T
 BLACK & CHROME		L04132N	L04133N	L04134N	L04135N	L04136N	L04137N
		L04132NL	L04133NL	L04134NL	L04135NL	L04136NL	L04137NL
 CHROME		L04132C	L04133C	L04134C	L04135C	L04136C	L04137C
		L04132CL	L04133CL	L04134CL	L04135CL	L04136CL	L04137CL

\*Lighted version: transformer B4027 required  
 Additional charge for ACR compensator tap  
 Additional charge for 5/16" tap

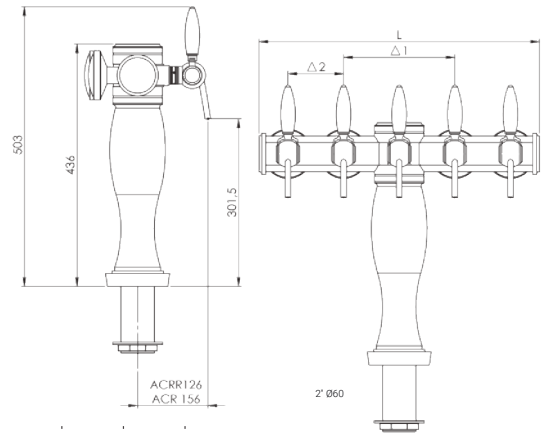


# ÉLYSÉE

2, 3, 4, 5, 6, 7 taps  
Lens Ø82



CHROME FINISH



NB TAP	L	Δ1	Δ2
2T	280	180	-
3T	370	270	-
4T	440	140	100
5T	500	200	100
6T	700	200	100
7T	700	200	100

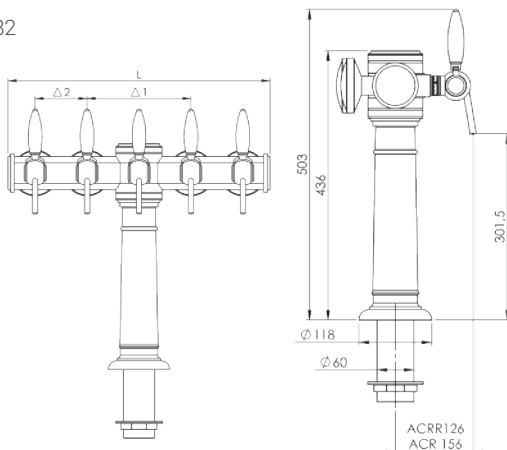
COLOR		2T	3T	4T	5T	6T	7T
		B2206	B2207	B2208	B2209	B2237	B2239
CHROME		B2206L	B2207L	B2208L	B2209L	B2237L	B2239L

# LUTÉCE

Tower 2, 3, 4, 5, taps  
Lens Ø82



CHROME FINISH



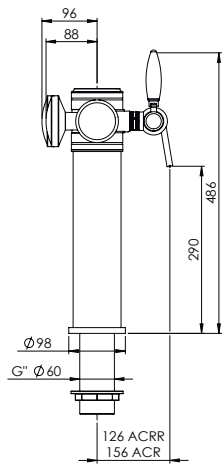
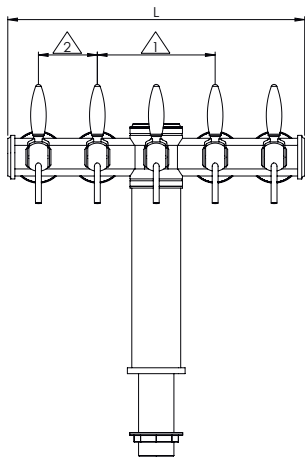
NB TAP	L	Δ1	Δ2
2T	280	180	-
3T	370	270	-
4T	440	140	100
5T	500	200	100

COLOR		2T	3T	4T	5T
		B2436	B2438	B2430	B2429
CHROME		B2436L	B2438L	B2430L	B2429L



# MONTERO

3, 4, 5, 6, 7 taps  
Lens Ø82



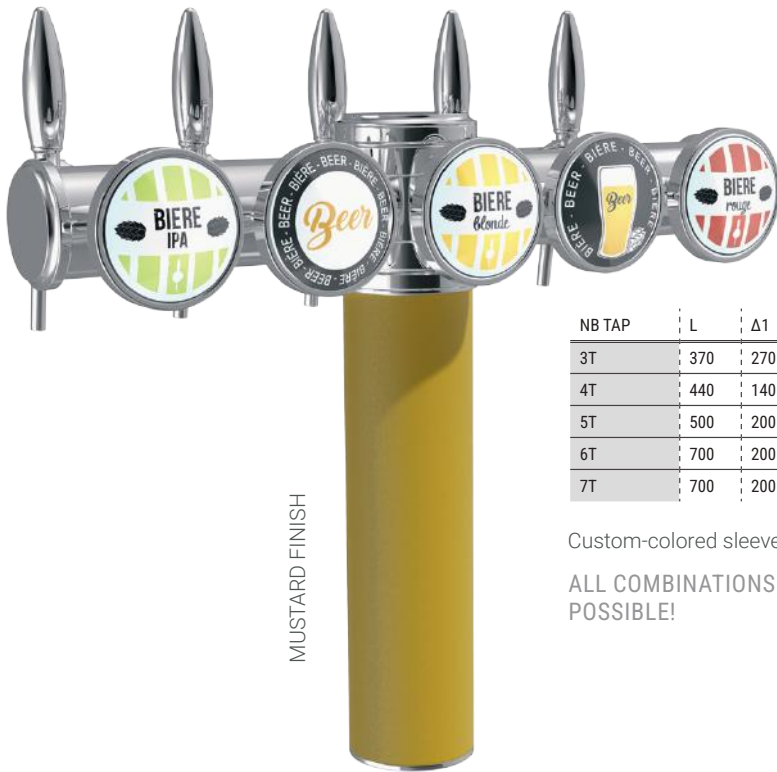
COVERING 006.ZEBRE E FLUO

**TRENDS**  
**2026**

Finishes available:  
 • Matte paint  
 • Covering  
 • Metallic finish

See the trend book,





NB TAP	L	Δ1	Δ2
3T	370	270	-
4T	440	140	100
5T	500	200	100
6T	700	200	100
7T	700	200	100

Custom-colored sleeves

ALL COMBINATIONS OF FINISHES ARE POSSIBLE!

COLOR		3T	4T	5T	6T	7T
BRUSHED & CHROME		L04123B	L04124B	L04125B	L04126B	L04127B
		L04123BL	L04124BL	L04125BL	L04126BL	L04127BL
BLACK & CHROME		L04123N	L04124N	L04125N	L04126N	L04127N
		L04123NL	L04124NL	L04125NL	L04126NL	L04127NL
BROWN & CHROME		L04123M	L04124M	L04125M	L04126M	L04127M
		L04123ML	L04124ML	L04125ML	L04126ML	L04127ML
OLIVE & CHROME		L04123V	L04124V	L04125V	L04126V	L04127V
		L04123VL	L04124VL	L04125VL	L04126VL	L04127VL
MUSTARD & CHROME		L04123J	L04124J	L04125J	L04126J	L04127J
		L04123JL	L04124JL	L04125JL	L04126JL	L04127JL
BORDEAUX & CHROME		L04123R	L04124R	L04125R	L04126R	L04127R
		L04123RL	L04124RL	L04125RL	L04126RL	L04127RL
CHROME		L04123C	L04124C	L04125C	L04126C	L04127C
		L04123CL	L04124CL	L04125CL	L04126CL	L04127CL



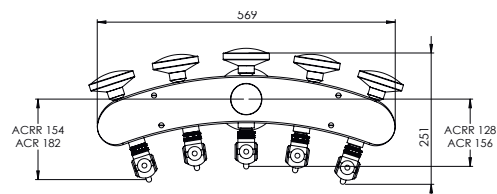
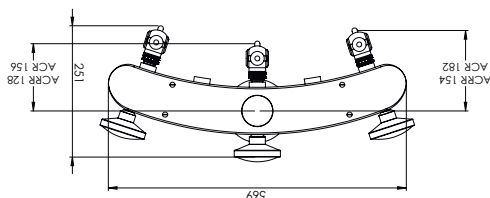
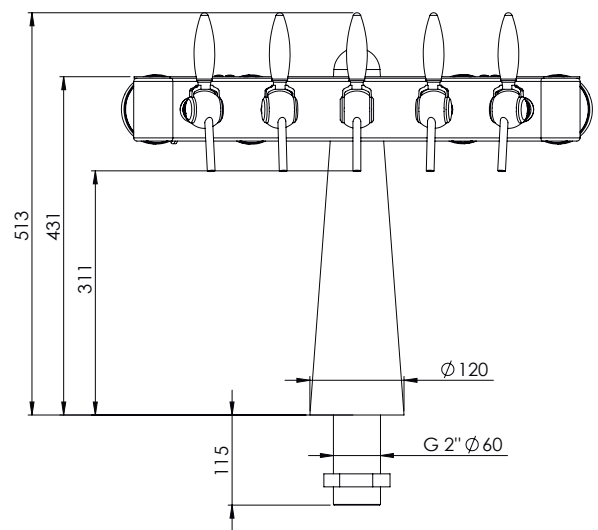
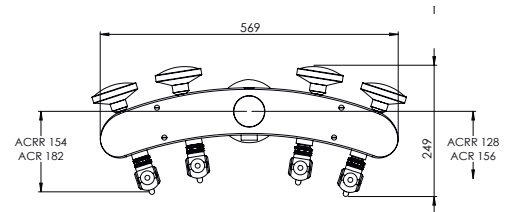
# TOTEM













Tower 3, 4, 5 taps

Lens Ø82



METALLIC PINK FINISH ON REQUEST



COLOR		3T	4T	5T
CHROME		B2170	B2171	B2172
		B2170L	B2171L	B2172L
BRUSHED		B2170B	B2171B	B2172B
		B2170BL	B2171BL	B2172BL
BLACK		B2170N	B2171N	B2172N
		B2170NL	B2171NL	B2172NL
BROWN		B2170M	B2171M	B2172M
		B2170ML	B2171ML	B2172ML
OLIVE		B2170V	B2171V	B2172V
		B2170VL	B2171VL	B2172VL
MUSTARD		B2170J	B2171J	B2172J
		B2170JL	B2171JL	B2172JL
RAL #3011 BORDEAUX		B2170R	B2171R	B2172R
		B2170RL	B2171RL	B2172RL

\*Lighted version: transformer B4027 required  
 Additional charge for ACR compensator tap  
 Additional charge for 5/16" tap

*Custom finish available  
 on request*



CHROME FINISH



BLACK FINISH

# ID

## *Intemporelle*

SINCE 1959

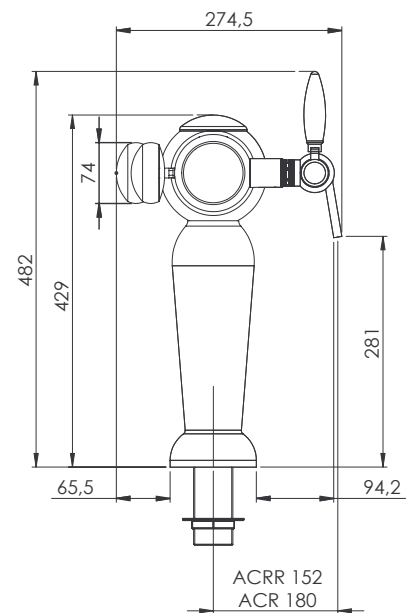
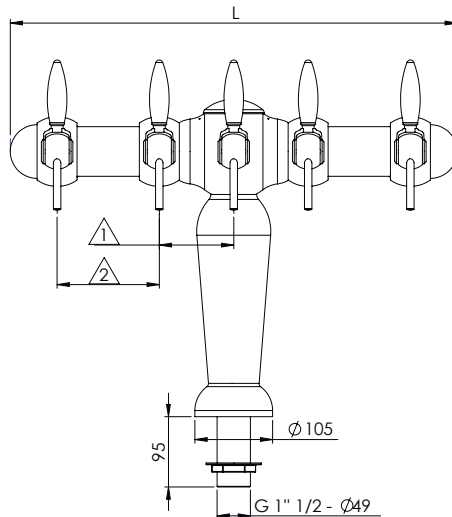
Tower 3, 4, 5, 6, 7 taps

Lens Ø82



NB TAP	L	Δ1	Δ2
3T	450	162	-
4T	606	102	138
5T	606	102	138
6T	794	102	116
7T	794	102	116

TRACE THE HISTORY OF OUR ICONIC TOWER.



COLOR		3T	4T	5T	6T	7T
 CHROME		L04113C	L04114C	L04115C	L04116C	L04117C
		L04113CL	L04114CL	L04115CL	L04116CL	L04117CL
 BRUSHED		L04113B	L04114B	L04115B	L04116B	L04117B
		L04113BL	L04114BL	L04115BL	L04116BL	L04117BL
 BLACK		L04113N	L04114N	L04115N	L04116N	L04117N
		L04113NL	L04114NL	L04115NL	L04116NL	L04117NL
 GUN BARREL		L04113F	L04114F	L04115F	L04116F	L04117F
		L04113FL	L04114FL	L04115FL	L04116FL	L04117FL
 OLIVE		L04113V	L04114V	L04115V	L04116V	L04117V
		L04113VL	L04114VL	L04115VL	L04116VL	L04117VL
 MUSTARD		L04113J	L04114J	L04115J	L04116J	L04117J
		L04113JL	L04114JL	L04115JL	L04116JL	L04117JL
 RAL #3011 BORDEAUX		L04113R	L04114R	L04115R	L04116R	L04117R
		L04113RL	L04114RL	L04115RL	L04116RL	L04117RL

*Custom finish available on request*



METALLIC GOLD FINISH ON REQUEST

BORDEAUX FINISH



# TOWER BRIDGE

Lens Ø82

Ø69lens compatibility









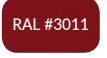

Tower 4, 5, 6, 7, 8, 10 taps

NB TAP	L1 (mm)	L2 (mm)
4T	686	781
5T	806	901
6T	926	1021
7T	1046	1141
8T	1166	1261
10T	1406	1501

COVERING 015: TROPICAL

ACR 164  
ACRR 136

G1"1/2 Ø49

COLOR		4T	5T	6T	7T	8T	9T	10T
 CHROME		L0156C4L	L0156C5L	L0156C6L	L0156C7L	L0156C8L	L0156C9L	L0156CHL
 BRUSHED		L0156B4L	L0156B5L	L0156B6L	L0156B7L	L0156B8L	L0156B9L	L0156B0L
 BLACK		L0156N4L	L0156N5L	L0156N6L	L0156N7L	L0156N8L	L0156N9L	L0156N0L
 OLIVE		L0156V4L	L0156V5L	L0156V6L	L0156V7L	L0156V8L	L0156V9L	L0156V0L
 RAL #3011 BORDEAUX		L0156R4L	L0156R5L	L0156R6L	L0156R7L	L0156R8L	L0156R9L	L0156R0L



Finishes available:  
 • Matte paint  
 • Covering  
 • Metallic finish



See the trend book,

*Custom finish available on request*





# GOLDEN GATE

Tower 3, 4, 5, 6, 7, 8, 9, 10 taps  
 Lens Ø82



**CUSTOMIZE**  
*Beer Tap and faucet handle color*



Finishes available:  
 Matte paint  
 Covering  
 Metallic finish

See the trend book,


*Custom finish available on request*

COVERING 095.CELTIQUE

CHROME FLANGES	HANDLES FLANGES	COPPER FLANGES	BLACK FLANGES	CHROME OR HANDLES SCREWS
STANDARD			ON REQUEST	

## RISER OPTION FOR THE GOLDEN GATE (2 PER TOWER REQUESTED)

	B8603CH1	B8603F1	B8603CU1	B8603N1	B8603B1	B8603RC1
FINISH	POLISHED STAINLESS STEEL	GUN BARREL STAINLESS STEEL	COPPER-COLOURED STAINLESS STEEL	BLACK	BRUSHED	RUST
HEIGHT (MM)	240	240	240	240	240	240



MORE TAPS ON REQUEST

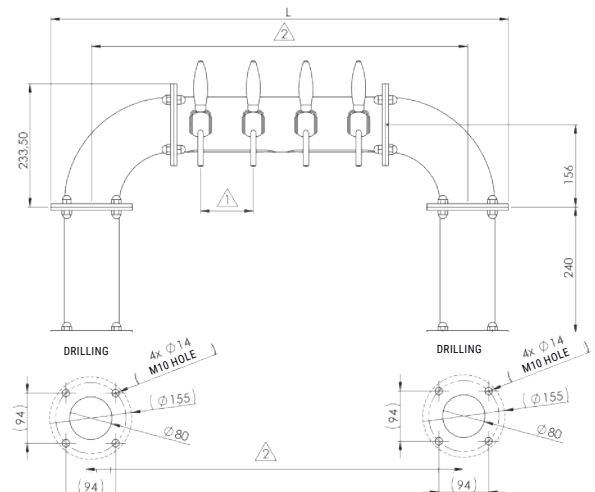
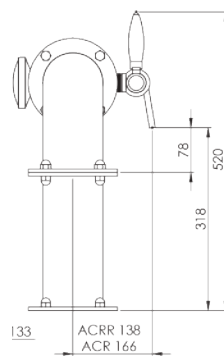
	CHROME	BRUSHED	GUN BARREL
3T	B2995CH	B2995CHL	B2995B
4T	B2996CH	B2996CHL	B2996B
5T	B2997CH	B2997CHL	B2997B
6T	B2998CH	B2998CHL	B2998B
7T	L0100CH	L0100CHL	L0100B
8T	L0101CH	L0101CHL	L0101B
9T	L0102CH	L0102CHL	L0102B
10T	L0103CH	L0103CHL	L0103B

	BLACK	COPPER	RUST
3T	B2995N	B2995NL	B2995CU
4T	B2996N	B2996NL	B2996CU
5T	B2997N	B2997NL	B2997CU
6T	B2998N	B2998NL	B2998CU
7T	L0100N	L0100NL	L0100CU
8T	L0101N	L0101NL	L0101CU
9T	L0102N	L0102NL	L0102CU
10T	L0103N	L0103NL	L0103CU

\*Lighted version: transformer B4027 required  
 Additional charge for ACR compensator tap  
 Additional charge for 5/16" tap

NB TAP	L	Δ1	Δ2
3T	829	120	674
4T	869	100	714
5T	969	100	814
6T	1069	100	914
7T	1169	100	1014
8T	1269	100	1114
10T	1469	100	1314






## LOOP






Tower 3, 4, 5, 6, 7, 8, 9, 10 taps

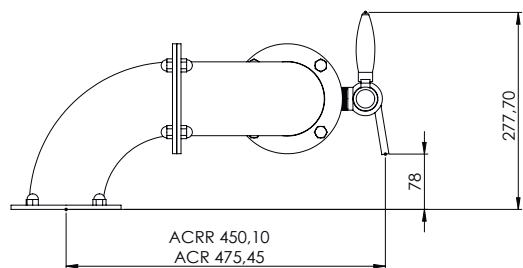
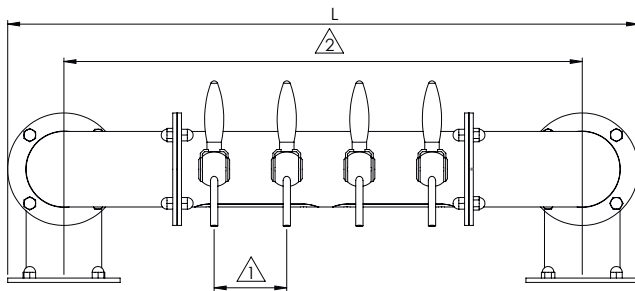
Lens Ø82

*New in 2026*



COPPER FINISH

				
CHROME FLANGES	HANDLES FLANGES	COPPER FLANGES	BLACK FLANGES	CHROME OR HANDLES SCREWS
STANDARD		ON REQUEST		



BLACK FINISH HANDLES FLANGES



**TRENDS**  
2026

Finishes available:  
 • Matte paint  
 • Covering  
 • Metallic finish

See the trend book,

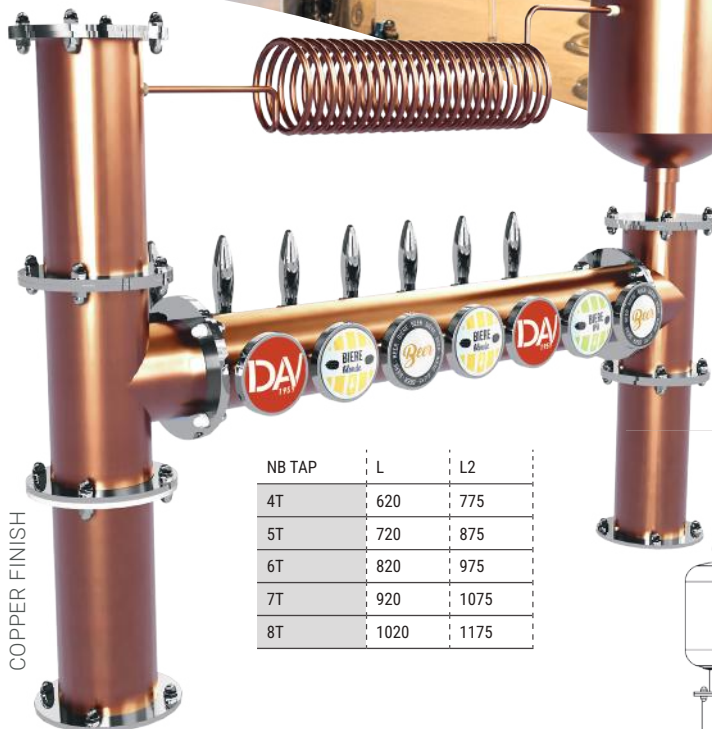
**MODEL AVAILABLE ON REQUEST**

*Countertop or wall-mounted version*

GUN BARREL FINISH



NB TAP	L	Δ1	Δ2
3T	829	120	674
4T	869	100	714
5T	969	100	814
6T	1069	100	914
7T	1169	100	1014
8T	1269	100	1114
9T	1369	100	1214
10T	1469	100	1314



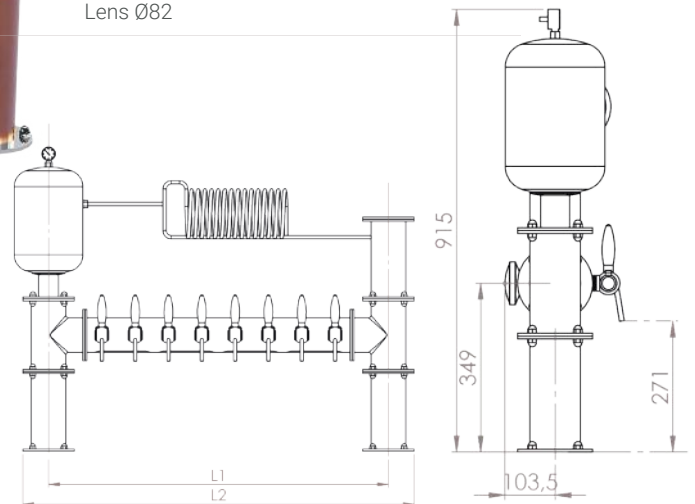
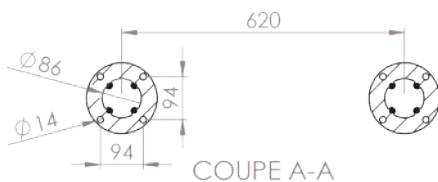
## DISTILLIUM

Tower 4 et 8 taps




Lens Ø82

NB TAP	L	L2
4T	620	775
5T	720	875
6T	820	975
7T	920	1075
8T	1020	1175






COPPER FINISH



other finishes available upon request

COLOR	4T	5T	6T	7T	8T
 COPPER	 L04154U	L04155U	L04156U	L04157U	L04158U
	 L04154UL	L04155UL	L04156UL	L04157UL	L04158UL

\*Lighted version: transformer B4027 required  
Additional charge for ACR compensator tap  
Additional charge for 5/16" tap

				
CHROME FLANGES	HANDLES FLANGES	COPPER FLANGES	BLACK FLANGES	CHROME OR HANDLES SCREWS
STANDARD				ON REQUEST

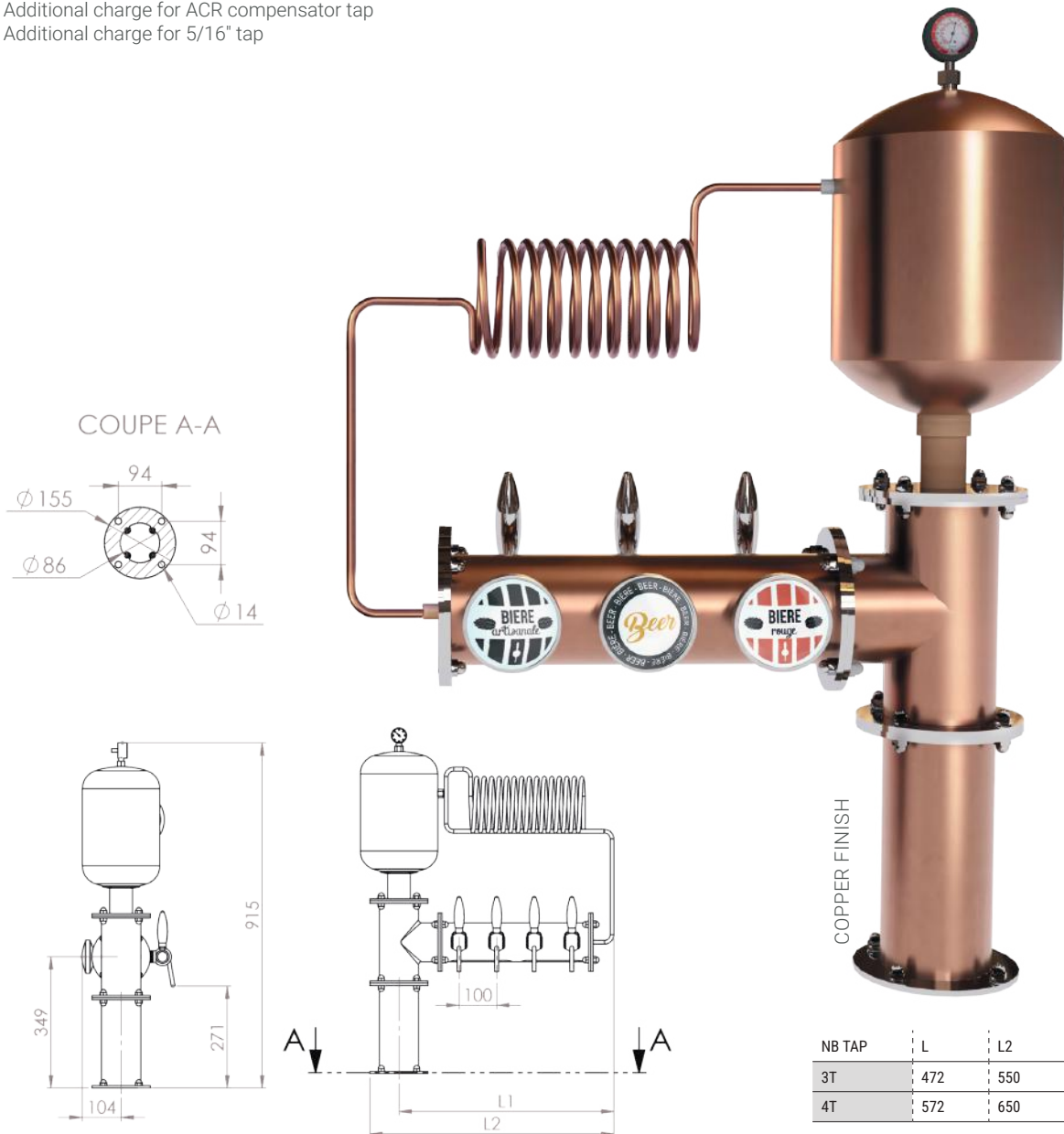
# ALCHIMISTE

Lens Ø82

Autre Custom finish available on request

COLOR		3T	4T
 COPPER		L04143U	L04144U
		L04143UL	L04144UL

\*Lighted version: transformer B4027 required  
 Additional charge for ACR compensator tap  
 Additional charge for 5/16" tap

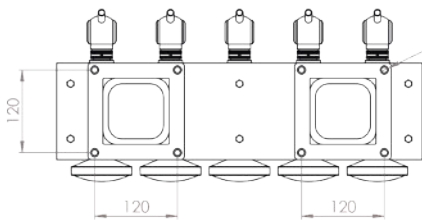


# L'INDUS

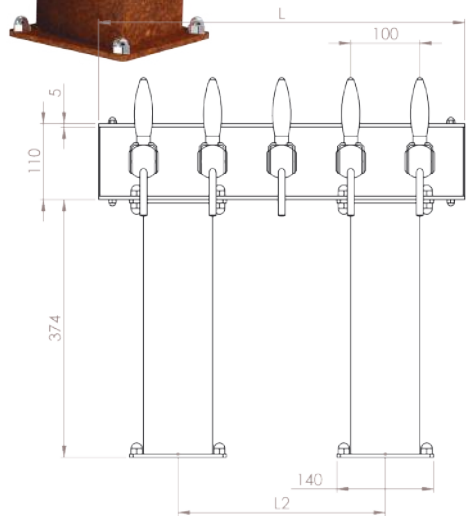
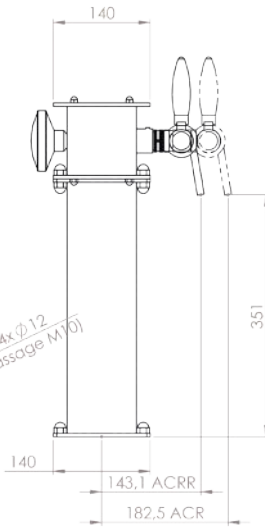
Tower 4, 5, 6, 7, 8 taps  
Lens Ø82



RUSTEFFECT FINISH



4x Ø12  
(passage M10)



NB TAP	L	L2
4T	430	200
5T	530	300
6T	630	400
7T	730	500
8T	830	600

other finishes available upon request

COLOR		4T	5T	6T	7T	8T
		L0416T4	L0416T5	L0416T6	L0416T7	L0416T8
RUST		L0416T4L	L0416T5L	L0416T6L	L0416T7L	L0416T8L

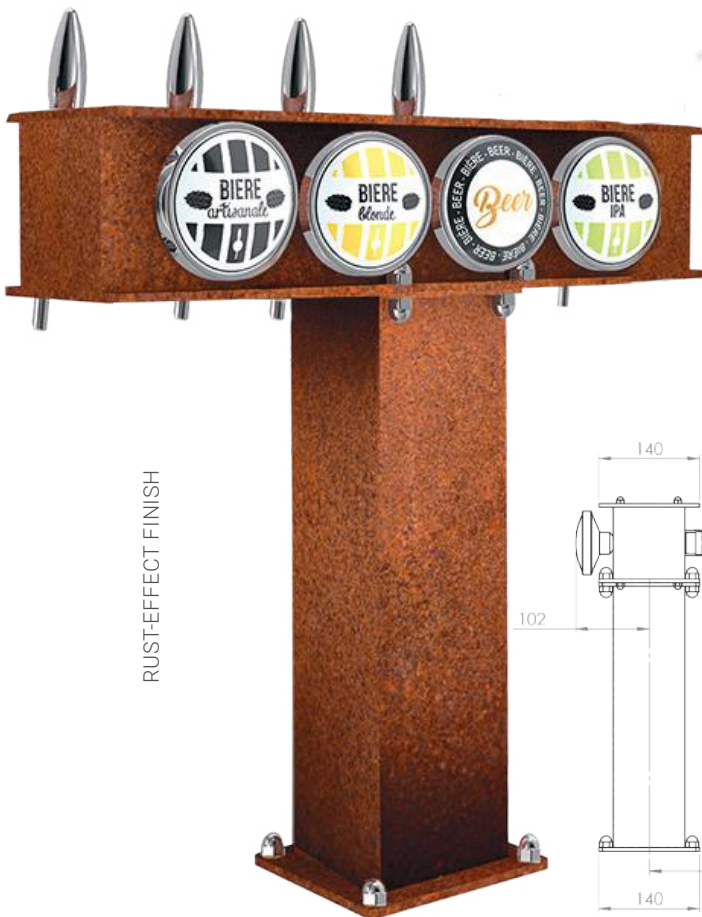
\*Lighted version: transformer B4027 required  
Additional charge for ACR compensator tap  
Additional charge for 5/16" tap



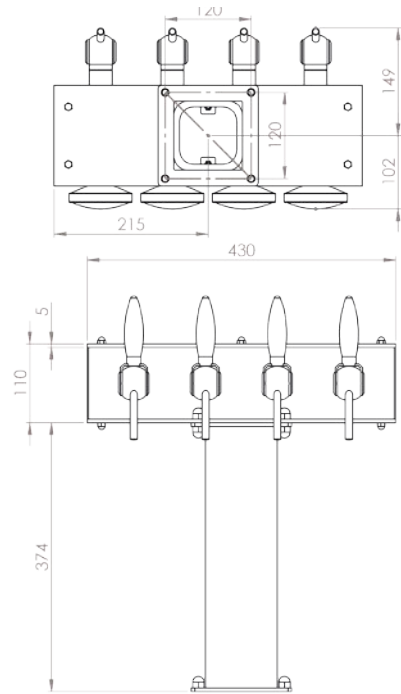
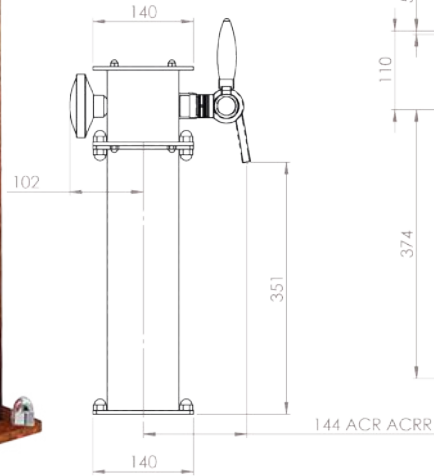
# STEEL

Tower 4, 5, 6, 7, 8 taps

Lens Ø82



RUST-EFFECT FINISH



COLOR		4T	5T	6T	7T
		L0417T4	L0417T5	L0417T6	L0417T7
RUST		L0417T4L	L0417T5L	L0417T6L	L0417T7L

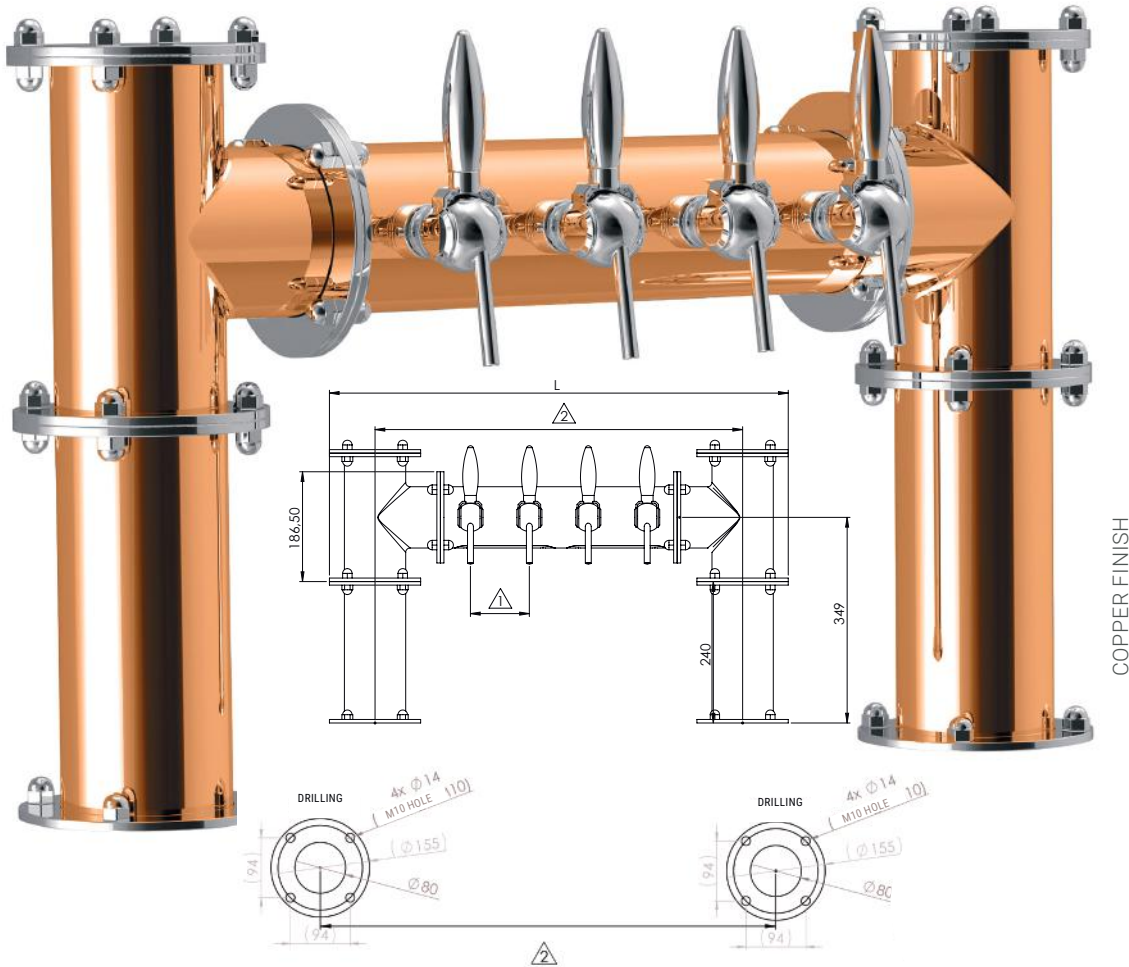
70








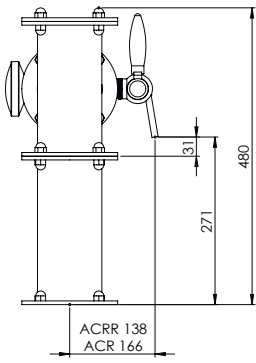
# BROOKLYN

Tower 3, 4, 5, 6, 7, 8, 9, 10 taps

Lens Ø82



				
CHROME FLANGES	HANDLES FLANGES	COPPER FLANGES	BLACK FLANGES	CHROME OR HANDLES SCREWS
STANDARD		ON REQUEST	ON REQUEST	



NB TAP	L	△	△
3T	739	120	584
4T	779	100	624
5T	879	100	724
6T	979	100	824
7T	1079	100	924
8T	1179	100	1024
9T	1279	100	1124
10T	1379	100	1224



Finishes available:  
Matte paint  
Covering  
Metallic finish

See the trend book,



CHROME



BLACK




COPPER

3T	L04093C	L04093CL	L04093N	L04093NL	L04093U	L04093UL
4T	L04094C	L04094CL	L04094N	L04094NL	L04094U	L04094UL
5T	L04095C	L04095CL	L04095N	L04095NL	L04095U	L04095UL
6T	L04096C	L04096CL	L04096N	L04096NL	L04096U	L04096UL
7T	L04097C	L04097CL	L04097N	L04097NL	L04097U	L04097UL
8T	L04098C	L04098CL	L04098N	L04098NL	L04098U	L04098UL
9T	L04099C	L04099CL	L04099N	L04099NL	L04099U	L04099UL
10T	L04090C	L04090CL	L04090N	L04090NL	L04090U	L04090UL

\*Lighted version: transformer B4027 required  
Additional charge for ACR compensator tap  
Additional charge for 5/16" tap


## DOUBLE ROW *Golden gate*

Tower 4, 5, 6, 7, 8, 9, 10 taps and more  
Lens Ø82








## DOUBLE ROW TOWER RANGE

**MAXIMUM FLOW  
IN MINIMUM SPACE.**



CHROME FINISH

AVAILABLE ON:  
WILSON D.49  
GOLDEN GATE D.62  
BROOKLYN D.70

				
CHROME FLANGES STANDARD	HANDLES FLANGES	COPPER FLANGES	BLACK FLANGES	CHROME OR HANDLES SCREWS
ON REQUEST				



# DOUBLE ROW

*Brooklyn*

Tower 4, 5, 6, 7, 8, 9, 10 taps and more  
Lens Ø82




BLUE METALLIC FINISH  
AVAILABLE ON REQUEST



Finishes available:  
Matte paint  
Covering  
Metallic finish

See the trend book,





# TWIN MONTERO

Tower 4, 5, 6, 7, 8, 9, 10 taps  
 Lens Ø82

**PAIRED TOWER RANGE**  
*WHEN FLOW RATE IS THE PRIORITY,  
 CHOOSE TWIN POWER.*

# TWIN ID


Tower 4, 5, 6, 7, 8, 9, 10 taps  
 Lens Ø69





CHROME FINISH ID TWIN

**AVAILABLE ON**  
 LUGANO D.51  
 ANVERS D.52  
 LUTÈCE D.53  
 ÉLYSÉE D.53  
 MONTERO D.54  
 ID D.58


# WATER TOWER *Essential*



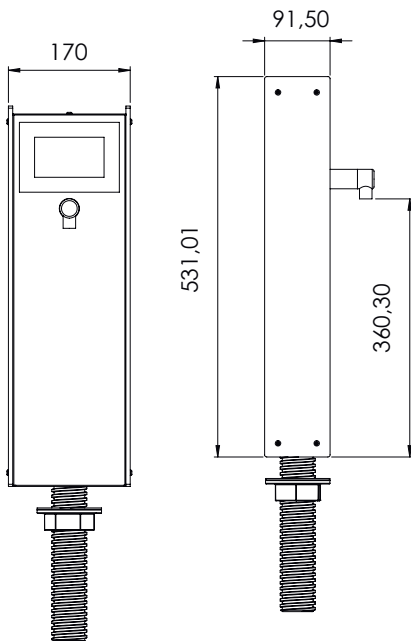
CUSTOMIZABLE FRONT PANEL

BODY	HEIGHT (MM)	1T
 WOOD	531	04004CC
 BLACK	531	04004N

REF.	04005
DESIGNATION	COOLED UNDER-COUNTER REFRIGERATOR



FIND THE FULL OFFER  
POST MIX




# 76 COUNTER DISPENSING EQUIPMENTS

## TOWER



### BEER-UP, AN INNOVATIVE DRAFT BEER SERVING SYSTEM


REF.	L02491GC	
NUMBER OF TAPS	1T	Box Up - Beer Up 4.3" LCD Screen Bottom-fill cup system Serve: Automatic Mode Serve: Cashless Mode Dose control via Flowmeter Single grid for 25 cl and 50 cl cups
EARTH CONNECTION	NEEDED	
POWER SUPPLY	220 - 240 V / 50 HZ	 Included: 150 Beer Up cups (25 cl)



### SYSTEM CASHLESS

- Data stored on RFID cards, With simplified compatibility via a pairing key.
- Pre-dosing with automatic calibration and input/output display for easier diagnostics
- Volume tracking, price setting in cashless mode, and authorization management for alcoholic beverages
- Brightness adjustment, dark mode, multilingual interface, and currency unit selection.
- Display of card information (credit, rights), price based on size, and detection of misaligned cups.



## BEER-UP SYSTEM TRAY



REF.	C1730	C1731	C1732
NUMBER OF TAPS	2T	4T	6T
DIMENSIONS (MM)	L.450 X D.450	L.800 X D.450	L.1200 X D.450
EARTH CONNECTION	NEEDED	NEEDED	NEEDED
POWER SUPPLY	220 - 240 V / 50 HZ	220 - 240 V / 50 HZ	220 - 240 V / 50 HZ



2 TAPS = 1 GRID FOR 2 CUPS OF 25 CL OR 1 GRID FOR 2 CUPS OF 50 CL

### SMALL WATER TOWER

COLOR		HEIGHT (MM)	1T
 CHROME		345	L0068





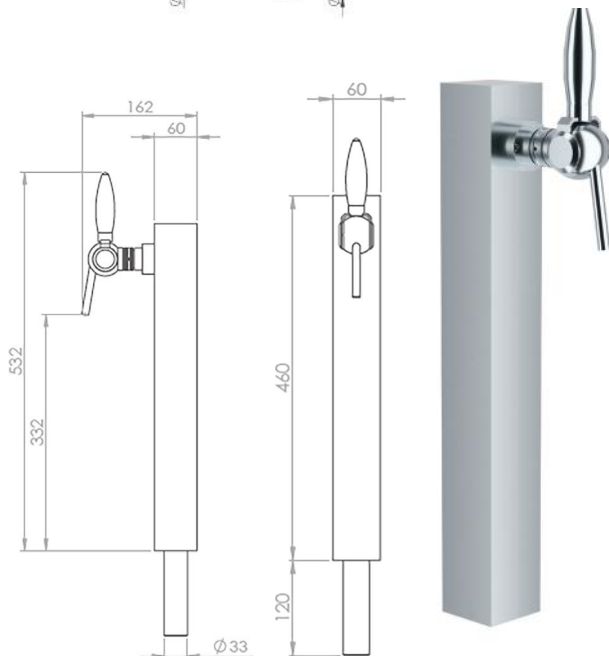
### BIG WATER TOWER

BODY COLOR		HEIGHT (MM)	1T
 CHROME		370	L0068GM



### WATER TOWER ESSENTIAL TRADITIONAL

BODY COLOR		HEIGHT (MM)	1T
 CHROME		532	04006



## HANDLES



### PLASTIC HANDLE

BODY	HEIGHT (MM)	REF.
CHROME	84,5	B8341CH
CHROME/MATTE	84,5	B8341CMM
HANDLES	84,5	B8341LA
TRANSLUCENT BLACK	84,5	B8252N



### CUSTOMISABLE PLASTIC HANDLE

BODY	HEIGHT (MM)	REF.
CHROME	120	BMT...
BLACK	120	BMTN...



### WOODEN HANDLE

BODY	HEIGHT (MM)	REF.
WOOD	250	BMTB...



### TULIP HANDLE

BODY	HEIGHT (MM)	REF.
CHROME	120	B8016
HANDLES	120	B8015
BLACK	120	B5009



### GUINNESS & KILKENNY HANDLE

BODY	HEIGHT (MM)	REF.
GUINNESS	220	K0062
KILKENNY	185	K0067



### EXTENSION FOR HANDLES

BODY	HEIGHT (MM)	REF.
CHROME	180	B4104CH
BLACK	180	B4104N

LENS



**69 MM DIAMETER FISHEYE LENS**

LENS Ø69

WITH INTEGRATED LED



**82 MM DIAMETER FISHEYE LENS**

LENS Ø82

WITHOUT INTEGRATED LED

CUSTOM VISUAL CREATION

LENS ACCESSORIES



REF.	INLET	WIRING ENTRY	TENSION OUTLET	OUTLET
B4027	230V 50HZ	OUTLET 2P TYPE C	5V 1A 5 W (4 CIRCUITS)	SPRING LEVER
B8210	230V 50HZ	OUTLET 2P TYPE C	24 V 50HZ 96 VA (6 CIRCUITS)	SPRING LEVER
B8871	230 V 50HZ / 60 HZ	OUTLET 2P TYPE C	24V 50HZ 10 VA (1 CIRCUITS)	BARE WIRE
B8844	230V 50HZ / 60 HZ	OUTLET 2P TYPE C	24V 50HZ / 60HZ 20VA	SPRING LEVER



REF.	DESIGNATION	INLET	WIRING ENTRY	TENSION OUTLET	OUTLET
B8922T	POWER SUPPLY 5V	230V 50HZ/60HZ	OUTLET 2P TYPE C	5V 1.2A 6W	DOMINO
B5238K	POWER SUPPLY 5V	230V 50HZ	BARE WIRE	5V ; 3A 15W IP 67 (1 CIRCUIT)	BARE WIRE
D4534ALIMV	POWER SUPPLY 12V	230V 50 HZ	BARE WIRE	12V 1.67A 20W IP67 (1 CIRCUIT)	BARE WIRE
B5238M	POWER SUPPLY 24V	230V 50 HZ	BARE WIRE	24V 2.5 A 60W IP67 (1CIRCUIT)	BARE WIRE

B8922T FOR UNIK

LIGHTING / BEAM



REF.	DESIGNATION
B4027A	LIGHTING (DIAM 82)
B4027B	ELECTRIC BEAM FOR LED LIGHTING

## ADVERTISING DISPLAYS

### ADVERTISING SUPPORT



REF.	B6089CH-2	B6089LA-2	B6093	B6094	B6092
DESIGNATION	LENS HOLDER	LENS HOLDER	LENS HOLDER	LENS HOLDER	LENS HOLDER
TYPE	CLAMP	CLAMP	CLAMP	CLAMP	CLAMP
DIAMETER	82	82	82 FOR 50 DIAMETER TUBE	82	82
FINISH	CHROME	HANDLES	CHROME	CHROME	CHROME

### ALPHA II TAP - COMPENSATED

REF	DESIGNATION	DIMENSION (MM)	FINISH
B4614CH	COMPENSATED TAP + CART.GUEST	30	CHROME
B4614LA	COMPENSATED TAP + CART.GUEST	30	HANDLES



### ALPHA II TAP - FREE-FLOW

REF	DESIGNATION	FINISH
B4613CH	ALPHA II TAP (FREE-FLOW)	CHROME
B4613LA	ALPHA II TAP (FREE-FLOW)	HANDLES
D8455	EASYTAP TAP	CHROME

**SHORT COMPENSATED TAP**



REF.	DESIGNATION	FINISH
B4700QR	SHORT COMD.TAP	STAINLESS STEEL SPOUT - CHROME



REF.	DESIGNATION	FINISH
P1701	TAP FOR P1700	STAINLESS STEEL SPOUT - CHROME

**FROTHING SPOUT**

REF	DESIGNATION
P1286	ALPHA FROTHING SPOUT

**GUINNESS TAP**



REF	DESIGNATION	FINISH
K0064	TAP GUINNESS & KILKENNY	CHROME

**PEGAS SOLUTION**



REF.	DESIGNATION	FINISH
P1700	COUNTER-PRESSURE PEGAS TAP	STAINLESS STEEL SPOUT- CHROME
P1705	BEER CASE PEGAS ESSENTIAL FOR GLASS BOTTLES	



**KLEEN PLUG**




REF	DESIGNATION	FINISH
R5010	CAP FOR BEER TAP SPOUT (PER BOX OF 5 ITEMS)	BLUE

**SHANKS FOR ALPHA TAPS**



REF	DESIGNATION	DIMENSION	FINISH
B4607CH	SHANK FOR QUICK ALPHA TAPS	-	CHROME
B4607LA	SHANK FOR QUICK ALPHA TAPS	-	HANDLES
B460610CH	SHANK FOR QUICK ALPHA TAPS	10MM	CHROME
B460610	SHANK FOR QUICK ALPHA TAPS	10MM	HANDLES
B460622CH	SHANK FOR QUICK ALPHA TAPS	22MM	CHROME
B460622	SHANK FOR QUICK ALPHA TAPS	22MM	HANDLES
B460630CH	SHANK FOR QUICK ALPHA TAPS	30MM	CHROME
B460630	SHANK FOR QUICK ALPHA TAPS	30MM	HANDLES
B460625CH516	SHANK FOR QUICK ALPHA TAPS 5/16	25MM	CHROME
B460625LA516	SHANK FOR QUICK ALPHA TAPS 5/16	25MM	HANDLES

### SIDE FOR-FAUCETS





REF.	B4560ANTIQ	B4560OR	B4560ARG	B4561OR	B4561ARG
DESIGNATION	STAINLESS STEEL NOSTALGIE TAP	STAINLESS STEEL NOSTALGIE TAP	STAINLESS STEEL NOSTALGIE TAP	STAINLESS STEEL BAROKO TAP	STAINLESS STEEL BAROKO TAP
FINISH	BURNISHED HANDLES	GOLD	SILVER	GOLD	SILVER
SHANK LENGHT	37 MM	37 MM	37 MM	37 MM	37 MM
Ø SHANK	5/8	5/8	5/8	5/8	5/8

IN PLUM WOOD BURNISHED WITH BEESWAX



#### FILTER

#### TRANSVERSE HANDLE SHAFT

	REF	LENGHT (MM)	REF
	FILTER FOR TAP BAROKO B4563BFIL	TRANSVERSE HANDLE SHAFT LG 160 MM 160	B4562160
	FILTER FOR TAP NOSTALGIE B4563NFIL	TRANSVERSE HANDLE SHAFT LG 200 MM 200	B4562200
		TRANSVERSE HANDLE SHAFT LG 250 MM 250	B4562250
		TRANSVERSE HANDLE SHAFT LG 300 MM 300	B4562300

#### SPOUT GASKET

#### CLAMPING NUT

	REF
SPOUT GASKET D.E. OF BEC TAP BAROKO AND NOSTALGIE	B4563JTB

	REF
CLAMPING NUT FOR TAP IN 5/8	D3685



**WATER TAP**

REF	DESIGNATION	TYPE	DIAMETER	THREAD	FINISH
B4350	¼ TURN TAP	G		THREAD 12	CHROME
B4351	¼ TURN TAP	G		THREAD 30	CHROME
B4355	¼ TURN TAP	G		THREAD 60	CHROME

## ACCESSORIES



**SHORT GLASS RINSER WITH STAR**

REF	DESIGNATION	DIAM Ø
C2196NM	SHORT GLASS RINSER WITH STAR	115
C2196	LONG GLASS RINSER WITH STAR	115



**BIG GLASS RINSER**

REF	DESIGNATION
P1502	BIG GLASS RINSER FOR SPECIAL TRAY



**1/2 ANGLE VALVE WITH 3/8 JOHN GUEST**


REF	DESIGNATION
B4610	1/2 ANGLE VALVE WITH 3/8 JOHN GUEST



**COMPLETE 7-PIECE DRAIN CONNECTION**

REF	DESIGNATION
C2004	COMPLETE 7-PIECE DRAIN CONNECTION
C2034	ANGLED DRAIN KIT 1/2 TRAY

## STANDARD STAINLESS STEEL TRAYS




DEPTH 400 (MM)

REF.	LENGTH (MM)
C1700	400
C1703	500
C1707	600
C1712	700
C1136	800
C1146	1000
C1803	1200
C1805	1400

DEPTH 450 (MM)

REF.	LENGTH (MM)
C1718-450	400
C1719-450	500
C1720-450	600
C1721-450	700
C1722-450	800
C1723-450	900

## STAINLESS STEEL TRAYS



DEPTH 400 (MM)

REF.	LENGTH	NUMBER OF TAPS
C1800	900	3
C1802	1100	5
C1804	1300	7
C1806	1500	9
C1807	1600	10



**STANDARD STAINLESS STEEL DRIP TRAY**

REF.	DIMENSION (MM)	WITH / WITHOUT DRAIN
C1050	200 X 200	WITHOUT
C1051	200 X 200	WITH
C1054	420 X 200	WITHOUT
C1055	420 X 200	WITH

**STANDARD STAINLESS STEEL DRIP TRAY**

REF.	DIMENSION (MM)	WITH DRAIN
C1094	200 X 200	WITH CENTRAL GLASS RINSER
C1060	420 X 220	WITH CENTRAL GLASS RINSER
C1070	500 X 300	WITH CENTRAL GLASS RINSER
C1068	600 X 300	WITH CENTRAL GLASS RINSER
C1067	700 X 300	WITH CENTRAL GLASS RINSER
C1286	800 X 300	WITH CENTRAL GLASS RINSER
C1064	400 X 400	WITH CENTRAL GLASS RINSER
C1062	500 X 400	WITH CENTRAL GLASS RINSER
C1063	600 X 400	WITH CENTRAL GLASS RINSER
C1059	700 X 400	WITH CENTRAL GLASS RINSER
C1052	800 X 400	WITH CENTRAL GLASS RINSER
C1077	900 X 400	WITH CENTRAL GLASS RINSER
C1072	1000 X 400	WITH CENTRAL GLASS RINSER



### CENTRAL GLASS RINSER TRAY WITH BUILT-IN GLASS WASHER

LARGEUR 450 (MM)

REF.	LENGTH (MM)	LEFT GLASS WASHER / RIGHT	
C1420RV450	600	LEFT GLASS WASHER	WITH CENTRAL GLASS RINSER
C1425RV450	600	RIGHT GLASS WASHER	WITH CENTRAL GLASS RINSER
C1421RV450	700	LEFT GLASS WASHER	WITH CENTRAL GLASS RINSER
C1426RV450	700	RIGHT GLASS WASHER	WITH CENTRAL GLASS RINSER
C1422RV450	800	LEFT GLASS WASHER	WITH CENTRAL GLASS RINSER
C1427RV450	800	RIGHT GLASS WASHER	WITH CENTRAL GLASS RINSER

**CUSTOMIZABLE**

A photograph of a modern building at night. The building has a white facade and a dark, sloped roof. Several windows are illuminated from within, showing a blue and white pattern. In the foreground, there is a water fountain with a dark, curved structure. The overall scene is lit with a mix of warm and cool tones.

**POST MIX**

*and water  
fountain*

## POST MIX TOWERS

PAGE 94

## DAV WATER FOUNTAIN

PAGE 97

## POST MIX DISPENSERS

PAGE 95



# RANGE



## **A CHOICE OF EXPANDED FLAVORS**

Up to 4 or 8 Ingredients of your choice to suroutlet your customers  
Product- bag in box



## **ADAPTED TO EVERY NEED**

Available as an all-in-one plug-and-play unit or with a remote cooler for professional installations.



## **TIME-BASED OR VOLUMETRIC CONTROL**

A complete range, from timed to volumetric systems, for customized beverage management.



## **CUSTOMIZABLE COLOR**

Customizable colored body





WATER FOUNTAIN  
**ESSENTIAL**  
*by* DAV



*Micro-filtered*

**TAP WATER**

# RANGE

## Essential



### **CUSTOMIZABLE COLOR**

Customizable front panel



### **MICROFILTERED NETWORK WATER**

100% Controlled  
Micro-filtered:  
Chlorine reduction and particle removal



### **PURIFIED WATER**

Still water, sparkling water, temperate water, chilled water, cold water, fine bubbles

by



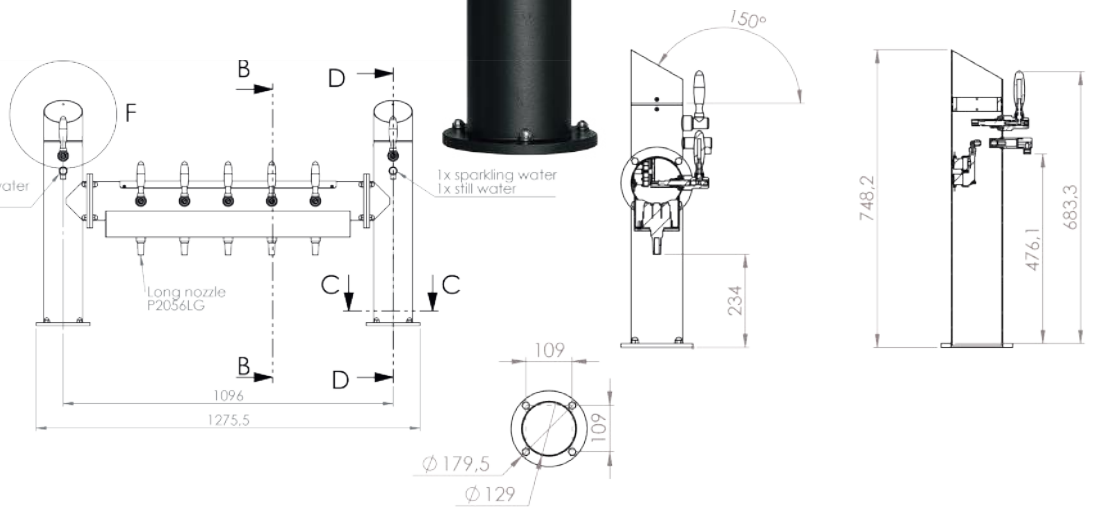


# MIXÉO



**OUR IN-HOUSE DESIGN**

**OFFICE IS** at your disposal for your custom projects



\*Requires:

- 1 cellar panel equipped with pneumatic pumps for syrup suction (BIB)
- CO<sub>2</sub> cellar panel and electrical power supply required for gas and power supply
- Soda Circuit-type cooling unit

## SODA CIRCUIT 6 TO 15 SYRUP LINES



REF.	D1099V2	D1095V2	D1096V2
DESIGNATION	SODA CIRCUIT 55 L	SODA CIRCUIT 110 L	SODA CIRCUIT 140 L
NB TAPS	6 SIRUP TAPS 1 STILL WATER 1 SPARKLING WATER	9 SIRUP TAPS 1 BEER 1 STILL WATER 1 SPARKLING WATER	15 SIRUP TAPS 1 BEER 1 STILL WATER 1 SPARKLING WATER
DIMENSIONS (MM)	L.840 X D.666 X H.422	L.1 065 X D.900 X H.456	L.1 315 X D.900 X H.500
POWER (HP)	3/8 HP R290	2/3 HP R290	1 HP R134A

# POPSTATION



## A WIDER CHOICE OF FLAVORS

Compatible with a wide range of drinks and syrups to diversify your offering on request



## SELF SERVICE

Let your customers serve themselves with an RFID card !



## AN ALL-IN-ONE SOLUTION

Allows the dispensing of still water, sparkling water, and customized beverages, with up to 5 drink options.

## CUSTOMIZABLE COLOR



Finishes available:  
 Matte paint  
 Covering  
 Metallic finish

See the trend book,

## ON REQUEST

2 FRONT TAPS +  
2 SIDE TAPS

OR

2 FRONT TAPS +  
2 REAR TAPS



## OPTION SELF SERVICE

MANAGEMENT VERSION,  
SEE PAGE 170



# RANGE DRINKHUB



## TAP SODA

Timed or non-timed taD. Dispensing via smart screen



## A WIDER CHOICE OF FLAVORS

Compatible with a wide range of drinks and syrups to diversify your offering on request



## SELF SERVICE

Let your customers serve themselves with screen

AVAILABLE  
TOWER OR SODA WALL

Compatible with our Barry tower (D. 30)



**OUR IN-HOUSE DESIGN  
OFFICE IS** at your disposal for  
your custom projects

## CONTACT US!





## ICE BANK

REF.	O4000CC	O4000N
DESIGNATION	ICE BANK WATER FOUNTAIN	ICE BANK WATER FOUNTAIN
FINISH	LIGHT OAK	DARK OAK
FLOWRATE (ΔT 15) L/H	75 L/H	75 L/H
DIMENSIONS (MM)	L 357 X D 560 X H 532	L 357 X D 560 X H 532
SPEED SERVICE	UP TO 20 SECONDS PER ONE-LITER PITCHER	UP TO 20 SECONDS PER ONE-LITER PITCHER
COMPRESSOR POWER	1/5	1/5
CHARGE	140 GR	140 GR
THERMOSTAT	MECHANICAL	MECHANICAL
POWER SUPPLY	220 – 240 V / 50 HZ	220 – 240 V / 50 HZ
GAS	R290	R290
USER INTERFACE	TOUCH SCREEN/ DISPENSING BUTTON	TOUCH SCREEN/ DISPENSING BUTTON



## WATER TOWER ESSENTIAL

REF.	O4004CC	O4004N
DESIGNATION	WATER TOWER ESSENTIAL	WATER TOWER ESSENTIAL
FINISH	LIGHT OAK	DARK OAK
DIMENSIONS (MM)	L170 X D91 X H531	L170 X D91 X H531
USER INTERFACE	TOUCH SCREEN/ DISPENSING BUTTON	TOUCH SCREEN/ DISPENSING BUTTON

## COVERING



COVERING	
<b>STANDARD COVERING PATTERNS</b> <i>WATER FOUNTAIN ICE BANK</i>	Printing and selection of a design from our DAV trend book
<b>STANDARD COVERING PATTERNS</b> <i>WATER TOWER</i>	Printing and selection of a design from our DAV trend book
<b>CUSTOM COMPOSITION</b>	Creation of a visual based on your communication elements and provided files (HD logo, colors, texts, typography, QR code, etc.)
<b>CUSTOM DESIGN LOGO.</b>	Creation of a fully customized visual based on your preferences, Without any provided files (except for the logo).



## **TROPICALIZED COOLING UNIT**

PAGE 102

## **COOLER**

PAGE 103

## **COIL & STAINLESS STEEL TUBE**

PAGE 109

## **REGULATOR**

PAGE 110

## **KEG DISPENSE HEADS**

PAGE 112

## **BEER TAP AND ACCESSORIES**

PAGE 114

## **PYTHON PUMP**

PAGE 115

## **CONNECTION**

PAGE 117

## **KEG END DETECTOR**

PAGE 122

## **CLEANING**

PAGE 123



*Tropicalized*  
**COOLER**

*Over 65 years of refrigeration expertise*

# KNOW-HOW *by Dav*



## **GUARANTEED PERFORMANCE, EVEN IN THE HOTTEST CLIMATES**

A range from 1/5 to 1 hp with high performance, capable of operating in high-temperature environments.



## **THE SECRET BEHIND THEIR DURABILITY: AN ALUMINUM CONDENSER**

At the core of the unit's performance, the aluminum condenser offers exceptional heat dissipation.

Designed to withstand corrosion and humidity, it ensures lasting efficiency and consistently high performance.



## **LONGEVITY**

Designed to last, the Premium unit requires minimal maintenance thanks to its robust design and high-quality materials.



## COOLER

### TROPICALIZED COOLER



REF.	D1028PREMIUM	D1039PREMIUM	D1050PREMIUM	D1054PREMIUM	D1066PREMIUM
MAX LINES.	7 X 15M + 1X10M	5 X 15M + 1X10M	5 X 15M + 1X10M	2 BEERCOIL 4 X 15M + 1X10M	2 BEERCOIL 4 X 15M + 1X10M
15M					
20M	7 X 20M + 1X10M	4 X 20M + 1X10M	4 X 20M + 1X10M	2 BEERCOIL 4 X 20M + 1X10M	2 BEERCOIL 4 X 20M + 1X10M
25M	7 X 25M + 1X10M	4 X 25M + 1X10M	4 X 25M + 1X10M	2 BEERCOIL 3 X 25M + 1X10M	2 BEERCOIL 3 X 25M + 1X10M
COMPRESSOR POWER	3/4	1	3/4	1	3/4
FLOWRATE	265	274	265	358	347
DIMENSIONS ( MM )	L.529X D.529 X H.778	L.454 X D.634 X H.904	L.454 X D.634 X H.904	L.454 X D.634 X H.904	L.454 X D.634 X H.904
WATER BATH (L)	85	110	110	140	140
DRY WEIGHT (KG)	55	65	58	75	68
POWER (W)	918	1260	918	1260	918
GAS	R134A	R134A	R134A	R134A	R134A



REF.	D1061G	D1046G	D1037G	D1058G
MAX LINES.	3	4	5	7
NUMBER OF COILS (WITH STRAIGHT-THROUGH VALVE)	3 BEERS + 1 WATER	4 BEERS + 1 WATER	5 BEERS + 1 WATER	7 BEERS + 1 WATER
COMPRESSOR POWER	1/2	1/2	2/3	2/3
FLOWRATE	149	202	211	255
DIMENSION VERTICALE (MM)	L.421 X D.421 X H.779	L.527 X D.527 X H.794	L.527 X D.527 X H.794	L.628 X D.451 X H.865
DIMENSION HORIZONTALE (MM)	L.834 X D.421 X H.448	L.874 X D.527 X H.448	L.874 X D.527 X H.448	L.974 X D.451 X H.513
WATER BATH (L)	55	85	85	110
DRY WEIGHT (KG)	35	38	40	57
POWER (W)	701	701	756	756
GAS	R290	R290	R290	R290



## ECO-FRIENDLY R290 PROPANE RANGE.



REF.	D1033G	D1032RECG	D1034G	D1032G	D1035G
MAX LINES.	1	2	2	2	3
NOMBRE DE SERPENTIN (AVEC ROBINET PASSAGE DIRECT)	1 BEERS + 1 WATER	2 BEERS + 1 WATER	2 BEERS + 1 WATER	2 BEERS + 1 WATER	3 BEERS + 1 WATER
COMPRESSOR POWER	1 / 5	3/8	1/4	3/8	3/8
FLOWRATE	54	100	91	116	143
DIMENSION VERTICALE (MM)	L.382 X D.311 X H.579	L.466 X D.310 X H.640	L.421 X D.421 X H.644	L.421 X D.421 X H.644	L.421 X D.421 X H.779
DIMENSION HORIZONTALE (MM)	L.566 X D.355 X H.293	L.605 X D.466 X H.349	L.834 X D.421 X H.348	L.834 X D.421 X H.348	L.834 X D.421 X H.348
WATER BATH (L)	18	30	40	40	55
DRY WEIGHT (KG)	16	29	28	30	32
POWER (W)	187	442	308	442	442
GAS	R290	R290	R290	R290	R290



	D1039	D1066	D1054
MAX LINES.	6	9	10
NOMBRE DE SERPENTIN (AVEC ROBINET PASSAGE DIRECT)	6 BEERS + 1 WATER	9 BEERS + 1 WATER	10 BEERS + 1 WATER
COMPRESSOR POWER	1	3/4	1
FLOWRATE	274	347	358
DIMENSION VERTICALE (MM)	L.628 X D.451 X H.865	L.802 X D.506 X H.981	L.802 X D.506 X H.981
DIMENSION HORIZONTALE (MM)	L.974 X D.451 X H.513	-	-
WATER BATH (L)	110	140	140
DRY WEIGHT (KG)	60	63	70
POWER (W)	918	918	1260
GAS	R134A	R134A	R134A
<b>PRIX (€)</b>	<b>2 978,05 €</b>	<b>2 490,80 €</b>	<b>3 334,20 €</b>

## REMOTE UNIT

**INCLUDED: COOLING UNIT, TANK,  
AND 20M REFRIGERATION LINE**

REF.	D1037DIST	D1050DIST	D1054DIST
MAX LINES.	5	7	10
NUMBER OF COOLING COILS	5 BEERS + 1 WATER	7 BEERS + 1 WATER	10 BEERS + 1 WATER
COMPRESSOR POWER	2/3	3/4	1
FLOWRATE	211	274	358
TANK DIMENSIONS (MM)	L.523,3 X D.523,4 X H.447,4	L.442 X D.620 X H.514	L.490X D.786 X H.481
WATER BATH (L)	85	110	140
DRY WEIGHT (KG)	40	60	70
POWER (W)	756	918	1260
GAS	R134A	R134A	R134A

## GLYCOL COOLER

REF.	D1061GLY	D1037GLY
MAX LINES.	3	5
NUMBER OF COOLING COILS	3 BEERS + 1 WATER	5 BEERS + 1 WATER
COMPRESSOR POWER	1/2	2/3
FLOWRATE	149	211
VERTICAL DIMENSION (MM)	L.421 X D.421 X H.448	L.527 X D.527 X H.794
WATER BATH (L)	55	85
DRY WEIGHT (KG)	35	40
POWER (W)	701	756
GAS	R134A	R290

REF.	DESIGNATION
D2805	20-LITER NEUTRAGEL

## SODA CIRCUIT 6 TO 15 SYRUP LINES



REF.	D1099V2	D1095V2	D1096V2
DESIGNATION	SODA CIRCUIT 55 L	SODA CIRCUIT 110 L	SODA CIRCUIT 140 L
NB TAPS	6 SIRUP TAPS 1 STILL WATER 1 SPARKLING WATER	9 SIRUP TAPS 1 BEER 1 STILL WATER 1 SPARKLING WATER	15 SIRUP TAPS 1 BEER 1 STILL WATER 1 SPARKLING WATER
DIMENSIONS (MM)	L.840 X D.666 X H.422	L.1 065 X D.900 X H.456	L.1 315 X D.900 X H.500
POWER (HP)	3/8 HP R290	2/3 HP R290	1 HP R134A

## ACCESSORIES

### MANUAL ICE BANK THERMOSTAT



REF.	DESIGNATION
D8348	MANUAL ICE BANK THERMOSTAT

### THERMOSTAT BULB HOLDER



REF.	DESIGNATION
D4284	THERMOSTAT BULB HOLDER



### DEGREASER SPRAY FOR CONDENSERS

REF.	DESIGNATION
P7001	DEGREASER SPRAY FOR CONDENSERS

## COVER AND ELECTRIC CORD

REF.	DESIGNATION
D8018CL2P	DOUBLE PYTHON PUMP COVER FOR D1046 AND D1046CE
D82872P	DOUBLE PYTHON PUMP COVER FOR D1038G - D1058G ET D1050
D8071	Y ELECTRIC CORD

## SUPPORT

### TUBULAR SUPPORT



REF.	FRAME DIMENSION (MM)	COMPATIBLE UNIT	NUMBER OF FEET
D8241	L.500 X D.500 X H.300	1-2-3-6-7TBG	4 SQUARE FEET OF 35
D8241M	L.500 X D.500 X H.1000	4 - 5TBG	4 SQUARE FEET OF 35
D8290	L.1200 X D.550 X H.440	1-2-3-4-5-6-7 TBG	6 SQUARE FEET OF 40
D8290M	L.1200 X D.550 X H.1040	1-2-3-4-5-6-7 TBG	6 SQUARE FEET OF 40

### ANGLE BRACKET SUPPORT



REF.	FRAME DIMENSION (MM)	COMPATIBLE UNIT	NUMBER OF FEET
D2889	L.460 X D.430 X H.300	1-2-3-6-7TBG	4 SQUARE FEET
D8061	L.540 X D.360 X H.300	4 - 5TBG	4 SQUARE FEET

### HIGH REMOVABLE SUPPORT



REF.	DESIGNATION	FRAME DIMENSION (MM)	COMPATIBLE UNIT	NUMBER OF FEET
D8290MD	SUPPORT 8/9/10 TBG KIT	L.1200 X D.550 X H.1040	140L	4 SQUARE FEET

### LOW REMOVABLE SUPPORT



REF.	DESIGNATION	FRAME DIMENSION (MM)	COMPATIBLE UNIT	NUMBER OF FEET
D8290D	SUPPORT 8/9/10 TBG KIT	L.1200 X D.550 X H.440	140L	4 SQUARE FEET

# COIL

**PERFECT HYGIENE**

**HIGH QUALITY PERFORMANCE**


**DURABILITY**

**STANDARD OR CUSTOM-MADE**


OUR PRODUCTION UNIT IS EQUIPPED WITH A FLEET OF INNOVATIVE HIGH-PERFORMANCE MACHINES: 3 SEMI-AUTOMATED AND 1 ROBOTISED MACHINE FOR MANUFACTURING ANY TYPE OF STANDARD OR BESPOKE COOLING COIL, WHETHER YOU NEED SMALL OR LARGE PRODUCTION RUNS.

REF.	DESIGNATION	DIAMETER
D4517	COOLING COIL CENTRING DEVICE	7/8

REF.	DESIGNATION	DIAMETER
A8113	STAINLESS STEEL 304 COOLING COIL	7/8 SQUARE
A8139	COILS INOX 304	7/8 FLAT (10 M MAX)



# STAINLESS STEEL TUBE



THE STAINLESS STEEL TUBES ARE BUILT TO LAST.

ALL STAINLESS STEEL TUBES ARE SUBJECT TO A PROVEN QUALITY PROCESS CONDUCTED WITH IN OUR PRODUCTION UNIT.

**RELIABILITY**

**OPTIMUM QUALITY**

**STRENGTH**

**STANDARD OR CUSTOM-MADE**



OUR SELECTION OF PRIMARY AND SECONDARY REGULATORS WILL ENSURE THE STABILITY OF CO<sup>2</sup> AND SATURATION IN YOUR SYSTEM. THIS WILL PROVIDE THE OPTIMAL SERVICE QUALITY FOR YOUR BEERS.

## MAIN REGULATOR FOR NITROGEN – CO<sup>2</sup> BOTTLES

### MAIN N<sub>2</sub> – CO<sub>2</sub> REGULATOR



REF.	DESIGNATION	TIGHTENING	NO. OF OUTLETS
A1601	MAIN REGULATOR -N <sub>2</sub> -CO <sub>2</sub>	6-SIDED CLAMPING	1 X 3/8 JOHN GUEST
A1602	MAIN REGULATOR -N <sub>2</sub> -CO <sub>2</sub>	6-SIDED CLAMPING	1 X 3/8 JOHN GUEST

### SEAL AND PROTECTION

REF.	DESIGNATION
A1721	FLAT NYLON GASKET
A1711	RUBBER PRESSURE GAUGE PROTECTION D.45

### NITROGEN-CO<sub>2</sub> WALL-MOUNTED MAIN PRESSURE REGULATOR



REF.	DESIGNATION	TIGHTENING	NO. OF OUTLETS	INLET
A1622D	MAIN REGULATOR WALL-MOUNTED AZOTE-CO <sub>2</sub>	1 X 3/8 QUICK-RELEASE COUPLING	1 JG OUTLET 3/8	RIGHT
A1622G	MAIN REGULATOR WALL-MOUNTED AZOTE-CO <sub>2</sub>	1 X 3/8 QUICK-RELEASE COUPLING	2 JG OUTLET 3/8	LEFT

### SECONDARY WALL-MOUNTED REGULATOR



REF.	DESIGNATION	NO. OF OUTLETS
A1657	SECONDARY WALL-MOUNTED REGULATOR	JG 3/8



### NITROGEN-CO<sub>2</sub> HOSE

REF.	DESIGNATION	LENGTH (M)	SEAL
A2602NM	NITROGEN HOSE -CO <sub>2</sub>	1,5	A1622 -CYLINDRICAL SEAL
A2602MINI	NITROGEN HOSE -CO <sub>2</sub>	2	A1622 -CYLINDRICAL SEAL
A2602 SUISSE	NITROGEN HOSE CO <sub>2</sub> FOR SHORT FILTERING	1,5	A1622 -CYLINDRICAL SEAL

## MAIN REGULATOR ON NITROGEN – CO<sub>2</sub> QUICK RELEASE BRACKET



### MAIN REGULATOR

REF.	DESIGNATION	INLET
A1002HKD	MAIN REGULATOR	RIGHT

### NITROGEN HOSE –CO<sub>2</sub>



REF.	DESIGNATION	LENGTH (M)	FOR
A2604HK15	NITROGEN HOSE -CO <sub>2</sub>	1,5	A1002HKD - A1009D
A1002JT	WHITE SEAL	-	A1002HKD



### MIXED NITROGEN CO2 REGULATOR

REF.	DESIGNATION	PRESSURE	INLET
A1009D	MIXED NITROGEN CO2 REGULATOR	HIGH PRESSURE 7 BAR	RIGHT

### REGULATOR ADJUSTMENT



REF.	DESIGNATION
A1004	REGULATOR ADJUSTMENT

### CYLINDRICAL SEAL FOR FLEXIBLE



REF.	DESIGNATION
A2606	CYLINDRICAL SEAL FOR FLEXIBLE

### SPANNER



REF.	DESIGNATION
A1004M	TIGHTENING KEY

## CO<sup>2</sup> OR NITROGEN ACCESSORIES

### SEAL FOR 1/4-TURN VALVE ASSEMBLY



REF.	DESIGNATION
A2704	SEAL FOR 1/4-TURN VALVE ASSEMBLY

### HP CONNECTING TUBE



REF.	DESIGNATION
P4364	HP CONNECTING TUBE
A2701	HP CONNECTING TUBE

### 1/4 TURN BALL VALVE



REF.	DESIGNATION
A2717	1/4 TURN BALL VALVE

### OLIVE NYLON D.8



REF.	DESIGNATION
A2715	OLIVE NYLON D.8

### 0 TO 6 BAR PRESSURE GAUGE



REF.	DESIGNATION
A2708	0 TO 6 BAR PRESSURE GAUGE

### 0 TO 6 BAR MANOMETER



REF.	DESIGNATION
A2710	0 TO 6 BAR MANOMETER

### AUTOMATIC CO2 BOTTLE INVERTER



REF.	DESIGNATION
P4330	AUTOMATIC CO2 BOTTLE INVERTER

### DOUBLE CO2 BOTTLE GRIP



REF.	DESIGNATION
A7132	DOUBLE CO2 BOTTLE GRIP

### SINGLE CHAIN CO<sup>2</sup> BOTTLE HOLDER



REF.	DESIGNATION
A7131	SINGLE CHAIN CO <sup>2</sup> BOTTLE HOLDER

### KEG DISPENSE HEADS



GUARANTEE A HIGH-QUALITY INSTALLATION THANKS TO A COMPLETE RANGE OF STANDARD KEG DISPENSE HEADS: A, G, S, U, D, KEYKEG, SUITABLE FOR EVERY BRAND OF BEER YOU OFFER TO YOUR CUSTOMERS.



REF.	DESIGNATION
A3074	ANGLED STOP VALVE FOR DISPENSE HEAD D.8 OUTPUT



REF.	DESIGNATION	NO. OF OUTLETS
A3009F	FLAT HEAD A	QUICK-RELEASE TAP COUPLING 3/8
A3006F	TRIANGULAR HEAD G	QUICK-RELEASE TAP COUPLING 3/8
A3007F	HOLLOW S FLARE DISPENSE HEAD	QUICK-RELEASE TAP COUPLING 3/8
A3064	KEYKEG HEAD	QUICK-RELEASE TAP COUPLING 3/8
A3000F	D HK HEAD (LAGUNITAS)	QUICK-RELEASE TAP COUPLING 3/8



REF.	DESIGNATION	NO. OF OUTLETS
A3006H	HEAD G FLARE OUTLET CO2 FLUTED EN DIAMETER 6	QUICK-RELEASE TAP COUPLING 3/8
A3007H	HEAD S FLARE CO2 FLUTED EN DIAMETER 6	QUICK-RELEASE TAP COUPLING 3/8
A3009H	HEAD A FLARE CO2 FLUTED EN DIAMETER 6	QUICK-RELEASE TAP COUPLING 3/8



REF.	DESIGNATION	WITH /WITHOUT VALVE
A4130	A TYPE RINSE ADAPTER	WITH VALVE
A4131	G TYPE RINSE ADAPTER	WITH VALVE
A4124E	S OR D TYPE RINSE ADAPTER	WITH VALVE + SPACER
A4226	KEYKEG TYPE RINSE ADAPTER	-



REF.	DESIGNATION
A3250	ANGLED STOP VALVE - 5/8" THREADED OUTLET

## TAP & ACCESSORIES

### BEER TAP



REF.	DESIGNATION	SUPPLIER	OUTLET
A3220	BEER TAP	DSI	HK QUICK-RELEASE COUPLING OUTLET
A3060	BEER TAP	MICROMATIC	QUICK-RELEASE COUPLING OUTLET

### STAINLESS STEEL WALL BRACKET




REF.	DESIGNATION
A7304	STAINLESS STEEL WALL BRACKET

### STAINLESS STEEL TUBE FITTING



REF.	DESIGNATION	DIAMETER ( CM )	FINISH
P55611X	STAINLESS STEEL STRAIGHT TUBE FITTING	9,52	FLUTED
A4098	STAINLESS STEEL ANGLED TUBE FITTING	9,52	FLUTED

## CO<sup>2</sup> HOSE



REF.	DESIGNATION	Ø	ADDITIONAL INFORMATION
A8065	HOSE PE 4/8	4/8	PER 100M COIL
A8052	RED BRAIDED FOOD-GRADE HOSE	5/16	PER 25M COIL
A8078N	NEUTRAL GRAY PE CO2 HOSE	6/9,5	PER 100M COIL
A8078	HKN BRAND GRAY PE CO2 HOSE	6/9,5	PER 100M COIL

## BEER OR WATER HOSE



REF.	DESIGNATION	Ø	ADD. INFORMATION.
A8293	FOOD-GRADE BRAIDED TUBE	6/12	PER 25M COIL
A8061	FOOD-GRADE BRAIDED TUBE	8/14	PER 25M COIL
A8060	FOOD-GRADE BRAIDED TUBE	10/16	PER 25M COIL
A8063	FOOD-GRADE BRAIDED TUBE	12/18	PER 25M COIL
A8062	FOOD-GRADE BRAIDED DRAIN TUBE	16/22	PER 25M COIL
A8064	CLEAR FOOD-GRADE TUBE FOR UNIT OVERFLOW	12/18	PER 25M COIL

## BEER OR WATER HOSE



REF.	DESIGNATION	Ø	ADD. INFORMATION.
A8371	BLUE PE WATER TUBE	9,52	PER 152 M COIL
A8165	PE TUBE WATER CIRCULATION	15	PER 100 M COIL

REF.	DESIGNATION	Ø	ADD. INFORMATION.
A8067	LUPULUS 2 TUBE	9,52 NEUTRAL	PER 100M COIL
P4519	WATER FLOW TUBE	1/2 (12,7)	PER 100M COIL

## INSULATING FOAM



## INSULATING FOAM

REF.	DESIGNATION	Ø	ADD. INFORMATION.
A8080	INSULATING FOAM	F.10	PER LENGHT OF 2M
A8081	INSULATING FOAM	F.15	PER LENGHT OF 2M
A8086	INSULATING FOAM	F.28	PER LENGHT OF 2M
A8083	INSULATING FOAM	F.35	PER LENGHT OF 2M
A8084	INSULATING FOAM	F.42	PER LENGHT OF 2M
A8085	INSULATING FOAM	F.54	PER LENGHT OF 2M

## PREMIUM PYTHON TUBE

## PREMIUM PYTHON



REF.	DESIGNATION	NUMBER OF LINES
D8145A	PREMIUM PYTHON TUBE	2T
D8145B	PREMIUM PYTHON TUBE	4T
D8145C	PREMIUM PYTHON TUBE	6T



REF.	DESIGNATION
D7211	PREMIUM PYTHON LINE PLUG
D7212	PREMIUM PYTHON LINE PLUG
D7213	PREMIUM PYTHON LINE PLUG



REF.	DESIGNATION	NUMBER OF LINES
D8145A	PREMIUM PYTHON DEFORMER TUBE	2T
D8145B	PREMIUM PYTHON DEFORMER TUBE	4T
D8145C	PREMIUM PYTHON DEFORMER TUBE	6T



REF.	DESIGNATION	NUMBER OF LINES
D7214	SMALL SERFLEX COLLAR PREMIUM MODEL	2T
D7215	LARGE SERFLEX COLLAR PREMIUM MODEL	4T/6T


## CLASSIC PYTHON TUBE BY CONTACT

### PYTH.POLYA.LINE INSULAT

REF.	DESIGNATION	ISULATION	CARACTER. 2	NUMBER OF LINES	ADD. INFORMATION.
D7200	PYTH.POLYA.LINE INSULAT	INSULAT	19MM CIRC. 15	4T	PER 50M COIL
D7201	PYTH.POLYA.LINE INSULAT	INSULAT	19MM CIRC. 15	6T	PER 50M COIL
D7202	PYTH.POLYA.LINE INSULAT	INSULAT	19MM CIRC. 15	8T	PER 50M COIL
D7114	PYTH.POLYA.LINE INSULAT	INSULAT	19MM CIRC. 12,7	2T	PER 50M COIL
D7115	PYTH.POLYA.LINE INSULAT	INSULAT	19MM CIRC. 12,7	4T	PER 50M COIL
D7116	PYTH.POLYA.LINE INSULAT	INSULAT	19MM CIRC. 12,7	6T	PER 50M COIL
D7149	PYTH.POLYA.LINE INSULAT	INSULAT	19MM CIRC. 12,7	8T	PER 50M COIL
D7156	PYTH.POLYA.LINE INSULAT	INSULAT	19MM.CIRC. 12,7	10T	PER 25M COIL
P4516	PYTH.POLYA.LINE INSULAT	INSULAT	19MM CIRC. 4 X 17,5	10T	PER 50M COIL
D6592	UPSTREAM PYTHON POLYA LINE	INSULAT	13MM CIRC. 9,52	1T	PER 25M COIL

## ACCESSORIES

### ADHESIVE ROLL



REF.	DESIGNATION	WIDTH (MM)	THICKNESS (MM)	LENGTH (M)
D2634NM	INSULATING ADHESIVE ROLL	50	3	15 M
D2638	BLACK PVC ADHESIVE ROLL	50	-	33 M

### UPSTREAM PYTHON BUCKLE FOR KEG DISPENSE HEADS



REF.	DESIGNATION
D2344FILM	INSULATING PLASTIC PYTHON FILM 100 MM
A3211	NICK PYTHON BUCKLE
A3212	UPSTREAM PYTHON BUCKLE FOR KEG DISPENSE HEADS

### PYTHON CLIP COLLAR



REF.	DESIGNATION	CARACT.2
A4147	PYTHON CLIP COLLAR	SMALL
A4148	PYTHON CLIP COLLAR	BIG

### COLRING COLLAR AND RILSAN



REF.	DESIGNATION	DIMENSIONS (MM)
D2587U	COLRING COLLAR	3,5X140
D2586U	RILSAN COLLAR	9,42 X 185
D2657	COLSON COLLAR	9,92 X 360
D6627	COLSON COLLAR	7,8 X 750

### PYTHON PUMP



#### SUBMERSIBLE PYTHON PUMP

REF.	DESIGNATION
D8377	SUBMERSIBLE PYTHON PUMP

#### PYTHON PUMP



REF.	DESIGNATION	ELEVATION (M)	EQUIPPED
D7098	PYTHON PUMP	4	-
D2007T12	PYTHON PUMP	6	OUTLET 12,7
D2370T12	PYTHON PUMP	11	OUTLET 12,7
D2371T12	PYTHON PUMP	15	OUTLET 12,7
D4146V2	PYTHON PUMP	18	-

### COOLING ACCESSORY



REF.	DESIGNATION
D2009	SUBMURGABLE PUMP
D2004	PROPELLER AGITATOR/TURBINE

## CONNECTION

### EQUAL UNION FIT.



REF.	GUEST REF.	DESIGNATION	INLET
A8025U	PM0408E	EQUAL UNION FIT. DIA. 8	8
D2475U	PI0412S	EQUAL UNION FIT. DIA. 9.52	9,52
A8286U	PI0416S	EQUAL UNION FIT. DIA. 12.7	12,7
A2023U	PM0415E	EQUAL UNION FIT. DIA. 15	15

### UNEQUAL UNION FIT.



REF.	GUEST REF.	DESIGNATION	Ø OUTLET	Ø
A8028U	SI041012S	UNEQUAL UNION FIT.	9,52	8
A8517U	PI201612S	UNEQUAL UNION FIT.	12,7	9,52
A2019U	NC2301	UNEQUAL UNION FIT.	15	12,7

### EQU. ANG. FIT



REF.	GUEST REF.	DESIGNATION	Ø
D2481U	PI0312S	EQU. ANG. FIT	9,52
D7087U	PI0316S	EQU. ANG. FIT	12,7
A2021U	PM0315E	EQU. ANG. FIT	15

### UNEQ. ANG. FIT



REF.	GUEST REF.	DESIGNATION	Ø OUTLET	Ø
A8178U	SI031012S	UNEQ. ANG. FIT.	9,52	8*
D6275U	PI211612S	UNEQ. ANG. FIT.	12,7	9,52

### UNEQ. T FIT



REF.	GUEST REF.	DESIGNATION	Ø INLET	Ø	Ø OUTLET
A2001U	PI301612S	UNEQ. T FIT	12,7	12,7	9,52
D4493U	NC869	UNEQ. T FIT	15	15	9,52

### EQUAL T FITTING



REF.	GUEST REF.	DESIGNATION	Ø
D3617U	PM0205E	EQUAL T FITTING	5
A8031U	PM0208S	EQUAL T FITTING	8
A8032U	PI0212S	EQUAL T FITTING	9,52
D6559U	PI0216S	EQUAL T FITTING	12,7

### EQU. Y TUBE FIT



REF.	GUEST REF.	DESIGNATION	Ø
A8069U	PI2312S	EQU. Y TUBE FIT	9,52

### PYTHON LINE DISTRIBUTOR



REF.	GUEST REF.	DESIGNATION	Ø	Ø OUTLET
A2020U	NC2183	PYTHON LINE DISTRIBUTOR	15	9,52
A9908	-	PYTHON LINE DISTRIBUTOR	12,7	9,52

## CONNECTION



## FEM. UNION FIT.

REF.	GUEST REF.	DESIGNATION	Ø
A2025U	PIUB12S	U-TUBE FIT.	9,52
A8252U	PIUB16S	U-TUBE FIT.	12,7
A2024U	PMUB15E	U-TUBE FIT.	15



## FEM. UNION FIT.

REF.	GUEST REF.	DESIGNATION	F	Ø TUBE
A2005U	PI451015FS	FEM. UNION FIT.	5/8	8
A8176U	PI451215FS	FEM. UNION FIT.	5/8	9,52
A8029U	PI451213S	FEM. UNION FIT.	3/8	9,52
A2010U	PI451014FS	FEM. UNION FIT.	1/2	8
C2040U	PI451214FS	FEM. UNION FIT.	1/2	9,52
A8285U	NC2249	FEM. UNION FIT.	3/4	9,52
D6336U	-	FEM. UNION FIT.	5/8	12,7



## SINGLE UNION MALE THREAD BSP CONIC FIT.

REF.	GUEST REF.	DESIGNATION	F	Ø TUBE
A8036U	PI011203S	SINGLE UNION MALE THREAD BSP CONIC FIT.	3/8	9,52
A8232U	PI011202S	SINGLE UNION MALE THREAD BSP CONIC FIT.	1/4	9,52



## SINGLE UNION MALE THREAD BSP CYLINDRICAL 1/4 TUBE FIT.

REF.	GUEST REF.	DESIGNATION	Ø TUBE
P5562U	SM010812S	SINGLE UNION MALE THREAD BSP CYLINDRICAL 1/4 TUBE FIT.	8
A8072U	PI011212S	SINGLE UNION MALE THREAD BSP CYLINDRICAL 1/4 TUBE FIT.	9,52



## SMOOTH ANG. FIT.

REF.	GUEST REF.	DESIGNATION	Ø TUBE	Ø ANGLE FITTING
A8174U	NC375	SMOOTH ANG. FIT.	9,52	8
A8516U	PI221210S	SMOOTH ANG. FIT.	8	9,52
P5560U	PI221212S	SMOOTH ANG. FIT.	9,52	9,52
D6560U	-	SMOOTH ANG. FIT.	12,7	12,7



## RIBBED SMOOTH TUBE

REF.	GUEST REF.	DESIGNATION	Ø TUBE	Ø FLUTED.
D7055U	PI251210S	SMOOTH ANG. TUBE	9,52	8
P5561U	PI251212S	SMOOTH ANG. TUBE	9,52	9,52
D2958U	PI251216S	SMOOTH ANG. TUBE	9,52	12,7
A8307U	PI251612S	SMOOTH ANG. TUBE	12,7	9,52
A8253U	PI251616S	SMOOTH ANG. TUBE	12,7	12,7
A2018U	NC932	SMOOTH ANG. TUBE	15	12,7
A8253IX	-	S/S SMOOTH ANG. TUBE	12,7	12,7
P5561IX	-	STRAIGHT S/S SMOOTH ANG. TUBE	9,52	9,52



## MALE CONNECTION TUBE TAPERED BSP THREAD 1/4 SMOOTH TUBE

REF.	GUEST REF.	DESIGNATION	Ø TUBE
A8233U	PI051202S	MALE CONNECTION TUBE TAPERED BSP THREAD 1/4 SMOOTH TUBE	9,52



## SMOOTH ANG. TUBE

REF.	GUEST REF.	DESIGNATION	Ø TUBE	Ø FLUTED
D6605U	PI291210S	SMOOTH ANG. TUBE	9,52	DIA. 8

## PLUG



REF.	GUEST REF.	DESIGNATION	Ø
A2006U	PM0808R	PLUG	8
A8053U	PI0812S	PLUG	9,52

## SMOOTH TUBE



REF.	GUEST REF.	DESIGNATION	Ø TUBE	Ø
A2205U	PI131012S	SMOOTH INCREASE TUBE	9,52	8
A8039U	PI061210S	SMOOTH INCREASE TUBE	8	9,52
A8282U	PI061612S	SMOOTH INCREASE TUBE	9,52	12,7
A2022U	NC2164	SMOOTH INCREASE TUBE	9,52	15

## HOLDER FOR SHUT-OFF VALVE



REF.	GUEST REF.	DESIGNATION
D6558U	SVMC-10	HOLDER FOR SHUT-OFF VALVE

## RIGHT SHUT-OFF VALVE



REF.	GUEST REF.	DESIGNATION	Ø
D6557U	PISV0412S	RIGHT SHUT-OFF VALVE	9,52
A9007	RVA753	RIGHT SHUT-OFF VALVE	12,7

## ANTI-RETURN VALVE



REF.	GUEST REF.	DESIGNATION	Ø INLET	Ø OUTLET
D4439U	RJG5237	ANTI-RETURN VALVE	3/8	3/8

## BULKHEAD PASS-THROUGH



REF.	GUEST REF.	DESIGNATION	Ø INLET	Ø OUTLET
D2952U	PI1212S	BULKHEAD PASS-THROUGH	3/8	3/8

## LINE COMPENSATOR



REF.	DESIGNATION	Ø INLET	Ø OUTLET
B4707	LINE COMPENSATOR	3/8	3/8
B4708	LINE COMPENSATOR	3/8	3/8
B4708N	LINE COMPENSATOR	3/8	5/16

## LOCKING CIRCLIP



REF.	GUEST REF.	DESIGNATION	Ø TUBE
A8236U	PM1808R	LOCKING CIRCLIP	8
A8218U	PIC1812R	LOCKING CIRCLIP	9,52
A8234U	PIC1816R	LOCKING CIRCLIP	12

## DISASSEMBLY TOOL



REF.	GUEST REF.	DESIGNATION
A8217	ICLT2	STANDARD FITTING DISASSEMBLY TOOL
D7011	PAN1	SAFETY CONNECTOR NUT DISASSEMBLY TOOL

## CONNECTION



### SERFLEX TYPE COLLAR

REF.	DESIGNATION	Ø TUBE
A8100U	SERFLEX TYPE COLLAR	9/16
A8101U	SERFLEX TYPE COLLAR	14/14



### STAINLESS STEEL 1 EAR COLLAR

REF.	DESIGNATION	Ø R
A8105U	STAINLESS STEEL 1 EAR COLLAR	10,9 MM
A8149U	STAINLESS STEEL 1 EAR COLLAR	12,3 MM
A8094U	STAINLESS STEEL 1 EAR COLLAR	15,7 MM
A8097U	STAINLESS STEEL 1 EAR COLLAR	17,8 MM



### WINGED D.19 STEEL COLLAR

REF.	DESIGNATION
A8238	WINGED D.19 STEEL COLLAR



### SCREW-IN BASE COLLAR

REF.	DESIGNATION
D2585	SCREW-IN BASE

### HAMMER-IN BASE COLLAR

REF.	DESIGNATION
D2582	HAMMER-IN BASE COLLAR



### STAINLESS STEEL 1 EAR COLLAR

REF.	DESIGNATION	Ø RER (MM)
P5599U	STAINLESS STEEL 1 EAR COLLAR	8,7 MM
P5600U	STAINLESS STEEL 1 EAR COLLAR	9,5 MM
P5601U	STAINLESS STEEL 1 EAR COLLAR	10,5 MM
P5602U	STAINLESS STEEL 1 EAR COLLAR	11 MM
P5603U	STAINLESS STEEL 1 EAR COLLAR	11,3 MM
P5604U	STAINLESS STEEL 1 EAR COLLAR	12 MM
A8144U	STAINLESS STEEL 1 EAR COLLAR	12,8 MM
A8254U	STAINLESS STEEL 1 EAR COLLAR	13,3 MM
P5606U	STAINLESS STEEL 1 EAR COLLAR	13,8 MM
P5608U	STAINLESS STEEL 1 EAR COLLAR	14 MM
P5607U	STAINLESS STEEL 1 EAR COLLAR	14,5 MM
P5609U	STAINLESS STEEL 1 EAR COLLAR	15 MM
P5610U	STAINLESS STEEL 1 EAR COLLAR	15,5 MM
P5611U	STAINLESS STEEL 1 EAR COLLAR	16 MM
P5612U	STAINLESS STEEL 1 EAR COLLAR	16,8 MM
P5613U	STAINLESS STEEL 1 EAR COLLAR	17,5 MM
A8095U	STAINLESS STEEL 1 EAR COLLAR	18,5 MM
P5620U	STAINLESS STEEL 1 EAR COLLAR	19,5 MM
P5615U	STAINLESS STEEL 1 EAR COLLAR	20 MM
P5616U	STAINLESS STEEL 1 EAR COLLAR	20,7 MM
P5617U	STAINLESS STEEL 1 EAR COLLAR	22,5 MM

## VALVE



### 3-WAY VALVE DS NC 255

REF.	DESIGNATION	Ø TUBE
A4103	3-WAY VALVE DS NC 255	3/8



### 3-WAY VALVE

REF.	DESIGNATION	Ø TUBE
A4099	3-WAY VALVE	3/8



### 3-WAY VALVE(WITHOUT HOLDER)

REF.	DESIGNATION
A4036U	3-WAY VALVE(WITHOUT HOLDER)



### RIGHT SHUT-OFF VALVE

REF.	DESIGNATION	Ø TUBE
A4039U	RIGHT SHUT-OFF VALVE	3/8

### HOLDER FOR 3-WAY VALVE A4036U

REF.	DESIGNATION
A4036SUP	HOLDER FOR 3-WAY VALVE A4036U

## QUICK-CONNECTION



### QUICK-CONNECTION OUTLET WALL CONNECTOR

REF.	DESIGNATION
A7027	QUICK-CONNECTION OUTLET WALL CONNECTOR

## CELLAR PANEL & ACCESSORIES



### DAVACEL BOARD


REF.	DESIGNATION	DIMENSION (MM)	THICKNESS (MM)
A7061	DAVACEL BOARD	400 X 450	13
A7062	DAVACEL BOARD	500 X 450	13
A7078	DAVACEL BOARD	600 X 450	13
A7088	DAVACEL BOARD	700 X 450	13
A7096	DAVACEL BOARD	800 X 450	13
A7119	DAVACEL BOARD	1200 X 450	19



### DIGITAL THERMOMETER CELLAR THERMO-PRESSURE PANEL

REF.	DESIGNATION	DIMENSION (MM)
A7153	DIGITAL THERMOMETER CELLAR THERMO-PRESSURE PANEL	L 300 X H 400

### INTERLOCKING DUCKBOARD



REF.	DESIGNATION	DIMENSION (MM)
A7152	INTERLOCKING DUCKBOARD TO INSULATE KEGS FROM THE GROUND	L 500 X P 500 X H 50 MM

## KEG END DETECTORS

### COMPLETE CO<sub>2</sub> DETECTOR + PROTECTOR



REF.	DESIGNATION
A7345	COMPLETE CO2 DETECTOR + PROTECTOR



### WALL-MOUNT FOAM DETECTOR WITH ELECTRIC PROBE

REF.	DESIGNATION
A7025	WALL-MOUNT FOAM DETECTOR WITH ELECTRIC PROBE

## CONNECTION &amp; ACCESSORIES



## WALL-MOUNT FOAM DETECTOR WHITE

REF.	DESIGNATION
A7011	WALL-MOUNT FOAM DETECTOR WHITE



## WALL-MOUNT FOAM DETECTOR STAINLESS STEEL

REF.	DESIGNATION
P4601	WALL-MOUNT FOAM DETECTOR STAINLESS STEEL



## EQUAL D5 DRAIN T (REF JG PM0205E)

REF.	DESIGNATION
D3617U	EQUAL D5 DRAIN T (REF JG PM0205E)



## FOAM DETECTOR ON KEG DISPENSE HEADS

REF.	DESIGNATION
A9009	FOAM DETECTOR ON KEG DISPENSE HEADS



## D5 DRAIN TUBE FOR A7011 DETECTOR

REF.	DESIGNATION	ADDITIONAL INFO.
A8194	D5 DRAIN TUBE FOR A7011 DETECTOR	100M COIL



## BRACKET TAP

REF.	DESIGNATION
P5900	BRACKET TAP

## CLEANING PRODUCTS



## PUREXOL CAN

REF.	DESIGNATION
C8100	PUREXOL CAN 12,5 KG - 10L



## WINE PIPE CLEANING

REF.	DESIGNATION
C8106	WINE PIPE CLEANING -CAN 5L



## BACTON CAN

REF.	DESIGNATION
C8105	BACTON - INDUSTRIAL SANITATION FOR DRUM TANKS 5L



## BECHAREIN

REF.	DESIGNATION
C5070	BECHAREIN 1L

## CLEANING SET

PORTABLE CLEANING UNIT, READY TO USE



### DESIGNATION

A8359

ALL-IN-ONE, READY-TO-USE PORTABLE KIT

### THE KIT CONTAINS

		DESIGNATION	
KIT INCLUDES		DESIGNATION	QUANTITY
	D3692	CLEANING UNIT	1
	A8238	WING NUT HOSE CLAMP	2
	A8176U	FLAT-BOTTOM UNION FITTING	2
	A4098	BENT STAINLESS STEEL SOCKET	2
	A8100U	COLLIER SERFLEX DIA.6/16	2
	A8060	BRAIDED HOSE	4 MÈTRES
	A7044	CLEANING SPONGE	100
	A4175	TAP CLEANING BRUSH	1
	A4176	TAP CLEANING BRUSH	1
	A4178	CLEANING BRUSH DIA.12	1
	A4177	CLEANING BRUSH DIA.22	1
	A4219	KEG COUPLER ADAPTER G	2
	A4218	KEG COUPLER ADAPTER A	2
	A4217NM	KEG COUPLER ADAPTER U	2
	A4216	KEG COUPLER ADAPTER S	2
	A4224	KEG COUPLER ADAPTER KEYKEG	2
	A4210	KEG COUPLER ADAPTER	1
	B5138	CLEANING ADAPTER FOR ALPHA COMPENSATOR TAP	2
	B5101	CLEANING ADAPTER FOR GUINNESS AND KILKENNY TAPS	1
	A8230	STAINLESS STEEL TUBE CUTTER	1
	C5054	DIGITAL THERMOMETER-50+150°C	1
	B5747	FOOD-SAFE GREASE	1
	C8108	DESANAMAX DOSING SACHET 45G	1 BOX CONTAINING 265 DOSES (20 SACHETS)



Craft beer  
FESTIVAL

**EVENTS &**  
*party*

## COOLER ALASKA

PAGE 130

## BEER-UP SYSTEM

PAGE 133

## COUNTER COOLER SOLUTION

PAGE 132

## MOBILE COOLER SOLUTION


PAGE 134

## FLEXIDRAFT STAR UNDERCOUNTER

PAGE 138

## REFRIGERATED CABINET

PAGE 152



# RANGE

# Alaska

**ECO**  
*Green range*  
GAS R290



# PLUG-IN

# celebrate!

# Dry cooling SOLUTION



## 1 OR 2 TAP(S)

Give your customers a choice



## FOLDABLE DRIP TRAY

Space-saving



## TAP WITH COMPENSATOR

Easy to use



## FOLDABLE HANDLES

Easy to transport

\*From 55 L/H



## STORAGE COMPARTMENT

Space-saving storage,  
Cable & keg dispense head protection



## CUSTOM COVERING

A custom covering featuring your  
establishment to enhance its visibility  
and showcase your beer



## ALSO AVAILABLE WITH PEGAS TAP

Counter-pressure tap for draft beer bottling  
Keeps beer fresh for up to 10 days after bottling  
and sealing.

Less than 2% loss.

Solution for experienced servers.

No foam / no cloudiness in the beer.



# COVERING

*Leave a lasting impression*



## ENHANCED VISIBILITY

Transform your devices into unique elements, customized to match the style of your establishment.



## TOTAL COVERING AVAILABLE

Fully cover your event and demonstration equipment with your branding



## DISPLAY OF TARGETED CAMPAIGNS OR SPONSORED EVENTS

Capture the public's attention with vibrant designs, logos, and promotional messages.



## BOOSTING SALES

Integrate interactive elements (e.g., QR codes for discounts).




## DURABILITY AND PROTECTION IN OUTDOOR CONDITIONS

Resistant to weather and splashes. Maintain a fresh look throughout the event.



Finishes available:  
Matte paint  
Covering  
Metallic finish

See the trend book,





STANDARD COVERING	
PRINTING AND SELECTION OF A DESIGN FROM OUR DAV TREND BOOK	
	<b>3 SIDES</b>
<b>ALASKA</b>	2 SIDES AND 1 TOP, INCLUDING GRID COVER <b>TOTAL COVERING</b> 5 SIDES (4 SIDES + 1 TOP) INCLUDING GRID COVER
	<b>3 SIDES</b>
<b>TRAPPEUR</b>	2 SIDES AND 1 TOP, INCLUDING GRID COVER <b>TOTAL COVERING</b> 5 SIDES (4 SIDES + 1 TOP) INCLUDING GRID COVER
	<b>3 SIDES</b>
<b>TRAPPISTE</b>	2 SIDES AND 1 TOP, INCLUDING GRID COVER <b>TOTAL COVERING</b> 5 SIDES (4 SIDES + 1 TOP) INCLUDING GRID COVER
	<b>TOTAL COVERING</b>
<b>REFRIBIER - IGLOO</b>	5 SIDES (4 FACES + 1 TOP ONLY TO BE REFRIBERED), INCLUDING COVERAGE OF THE GRILLES

	REF	MADE-TO-MEASURE COVERING
		<b>GRAPHIC COMPOSITION</b>
<b>CUSTOM COMPOSITION</b>	L0002	BASED ON FILES SUPPLIED (HD LOGO, COLOURS, TEXT, TYPOGRAPHY, QR CODE, ETC.)
		<b>GRAPHIC DESIGN</b>
<b>MADE-TO-MEASURE</b>	L0003	WITHOUT FILE SUPPLIED (EXCLUDING LOGO)

# 128 EVENTS & PARTY DRY COOLER SOLUTION - ALASKA



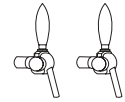
## AIR COMPRESSOR DRY COOLER

ALASKA 1T - 20L/H\*  
AIR COMPRESSOR  
COMPENSATED TAP  
WITHOUT STORAGE  
COMPARTMENT

ALASKA 1T - 50L/H\*  
AIR COMPRESSOR  
COMPENSATED TAP  
WITHOUT STORAGE  
COMPARTMENT

ALASKA 1T - 50L/H  
AIR COMPRESSOR  
COMPENSATED TAP  
✓ WITH STORAGE  
COMPARTMENT

ALASKA 2T - 55L/H\*  
2 AIR COMPRESSOR  
COMPENSATED TAP  
WITHOUT STORAGE  
COMPARTMENT



REF.	D3081N	D3083N	D3083NT	D3084NT
NUMBER OF TAPS	1	1	1	2
FLOWRATE (ΔT 15) L/H	20	55	55	55
COMPRESSOR POWER	1/4	3/8	3/8	3/8
WEIGHT (KG)	25	39	40	44
DIMENSION (MM)	L.201 X D.537 X H.464	L.346 X D.580 X H.484	L.346 X D.580 X H.612	L.346 X D.580 X H.612
THERMOSTAT	MECHANICAL	MECHANICAL	MECHANICAL	MECHANICAL
LENGTH OF COOLING COILS	14	26,6	26,6	1X14,40 - 1X 2,20
GAS	R290	R290	R290	R290
EVAPORATOR	INOX	INOX	INOX	INOX
EXCHANGER UNIT	ALU	ALU	ALU	ALU
INSULATION FOAM MATERIAL	RUA ELASTOMER FOAM	RUA ELASTOMER FOAM	RUA ELASTOMER FOAM	RUA ELASTOMER FOAM
EARTH CONNECTION	NEEDED	NEEDED	NEEDED	NEEDED
POWER MAX (W)	160	442	442	540
POWER SUPPLY	220-240 V / 50HZ	220-240 V / 50HZ	220-240 V / 50HZ	220-240 V / 50HZ

# COVERING

Leave a lasting impression



Finishes available:  
Matte paint  
Covering  
Metallic finish

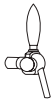
See the trend book,



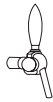


## CO<sup>2</sup> DRY COOLER

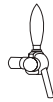
ALASKA 1T - 55L/H\* - CO<sup>2</sup> COMPENSATED TAP  
BOTTLE HOLDER AND HOSE NOT INCLUDED  
WITHOUT STORAGE COMPARTMENT



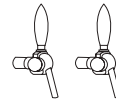
ALASKA 1T - 55L/H\* - CO<sup>2</sup> PEGAS TAP  
BOTTLE HOLDER AND HOSE NOT INCLUDED  
WITHOUT STORAGE COMPARTMENT



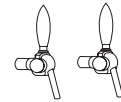
ALASKA 1T - 55L/H\* - CO<sup>2</sup> COMPENSATOR VALVE  
✔ BUILT-IN HOLDER AND HOSE  
✔ WITH STORAGE COMPARTMENT



ALASKA 2T - 55L/H\* - CO<sup>2</sup> COMPENSATOR VALVE  
BOTTLE HOLDER AND HOSE NOT INCLUDED  
WITHOUT STORAGE COMPARTMENT



ALASKA 2T - 55L/H\* - CO<sup>2</sup> COMPENSATOR VALVE  
BUILT-IN HOLDER AND HOSE  
WITH STORAGE COMPARTMENT



D3088N	D3088NPEG	D3088NT	D3085N	D3085NT
1	1	1	2	2
55	55	55	55	55
3/8	3/8	3/8	3/8	3,8
37	37	38	37	39
L.346 X D.580 X H.484	L.346 X D.580 X H.484	L.346 X D.580 X H.612	L.346 X D.580 X H.484	L.346 X D.580 X H.612
MECHANICAL	MECHANICAL	MECHANICAL	MECHANICAL	MECHANICAL
26,6	26,6	26,6	1X14,40 - 1X 2,20	1X14,40 - 1X 2,20
R290	R290	R290	R290	R290
INOX	INOX	INOX	INOX	INOX
ALU	ALU	ALU	ALU	ALU
RUA ELASTOMER FOAM	RUA ELASTOMER FOAM	RUA ELASTOMER FOAM	RUA ELASTOMER FOAM	RUA ELASTOMER FOAM
NEEDED	NEEDED	NEEDED	NEEDED	NEEDED
442	442	442	442	442
220-240 V / 50HZ	220-240 V / 50HZ	220-240 V / 50HZ	220-240 V / 50HZ	220-240 V / 50HZ



**ENHANCED VISIBILITY**



**TOTAL COVERING AVAILABLE**



**BOOSTING SALES**



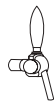
# 130 EVENTS & PARTY COUNTER COOLER SOLUTION

**COVERING**  
*Leave a lasting impression*



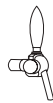
## TRAPPISTE

With a built-in regulator and compensated tap



## TRAPPISTE PEGAS

With a built-in regulator pegas tap



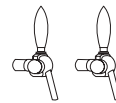
## TRAPPISTE BEER UP

Line compensator



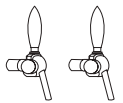
## TRAPPEUR

With a built-in regulator and compensated tap



## TRAPPEUR PEGAS

With a built-in regulator pegas tap



REF.	D3031	D3031PEG	D3021BU	D3032	D3032PEG
NUMBER OF TAPS	1T	1T	1T	2T	2T
FLOWRATE (ΔT 15) L/H (ΔT 15) L/H	64	64	74	100	100
COMPRESSOR POWER	1/4	1/4	1/4	1/4	1/4
WEIGHT (KG)	35	35	35	45	45
WATER BATH (L)	18	18	18	30	30
ICE BANK WEIGHT (KG)	6	6	6	10	10
DIMENSIONS (MM)	L.629 X D.531 X H.477	L.629 X D.531 X H.477	L.647 X D.381 X H.465	L.679 X D.604 X H.532	L.679 X D.604 X H.532
THERMOSTAT	MECHANICAL	MECHANICAL	MECHANICAL	MECHANICAL	MECHANICAL
LENGTH OF COOLING COILS (M)	25	25	25	2X28	2X28
GAS	R290	R290	R290	R290	R290
EVAPORATOR	COPPER	COPPER	COPPER	COPPER	COPPER
TANK MATERIAL	SHOCK POLYSTYRENE	SHOCK POLYSTYRENE	SHOCK POLYSTYRENE	SHOCK POLYSTYRENE	SHOCK POLYSTYRENE
INSULATION FOAM MATERIAL	POLYURETHANE	POLYURETHANE	POLYURETHANE	POLYURETHANE	POLYURETHANE
EARTH CONNECTION	NEEDED	NEEDED	NEEDED	NEEDED	NEEDED
POWER MAX (W)	308	308	442	442	442
POWER SUPPLY	220 - 240 V / 50 HZ	220 - 240 V / 50 HZ	220 - 240 V / 50 HZ	220 - 240 V / 50 HZ	220 - 240 V / 50 HZ

## SELF UP BEER UP

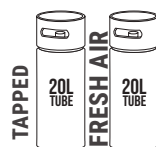


50 BEER-UP SYSTEM 25CL CUPS INCLUDED



MIXED GRID FOR 25CL AND 50CL CUPS  
Line compensator

2 configurations :



REF.	D3458
NUMBER OF TAPS	1T
DIMENSIONS (MM)	L.880 X D.575 X H.980
THERMOSTAT	ELECTRONIC
GAS	R290
EARTH CONNECTION	NEEDED
POWER MAX (W)	240W

# EVENTS & PARTY COUNTER COOLER SOLUTION **131**

## STAND UP BEER UP



Height 110 CM

Height 125 CM



GRID for 25 and 50 cl



50 cups beer up  
25cl INCLUDED

REF.	D3021BUTH110 HEIGHT = 110 CM
REF.	D3021BUTH125 HEIGHT = 125 CM
NUMBER OF TAPS	1T
FLOWRATE (ΔT 15) L/H (ΔT 15) L/H	64
COMPRESSOR POWER	1/4
WEIGHT (KG)	70 (À VIDE)
WATER BATH (L)	18
ICE BANK WEIGHT (KG)	6
DIMENSIONS (CM)	HEIGHT : 110 OU 125 DIAM. : 80
THERMOSTAT	MECHANICAL
LENGTH OF COOLING COILS (M)	25
GAS	R290
EVAPORATOR	COPPER
TANK MATERIAL	SHOCK POLYSTYRENE
INSULATION FOAM MATERIAL	POLYURETHANE
EARTH CONNECTION	NEEDED
POWER MAX (W)	308



## CASHLESS SYSTEM



### SIMPLIFIED MANAGEMENT SYSTEM

DATA STORED ON RFID CARDS, WITH SIMPLIFIED COMPATIBILITY VIA A PAIRING KEY.



### SIMPLIFIED PRE-DOSING AND MAINTENANCE

PRE-DOSING WITH AUTOMATIC CALIBRATION AND INPUT/OUTPUT DISPLAY FOR EASIER DIAGNOSTICS



### BEVERAGE MANAGEMENT AND PRICING

VOLUME TRACKING, PRICE SETTING IN CASHLESS MODE, AND AUTHORIZATION MANAGEMENT FOR ALCOHOLIC BEVERAGES



### OPTIMIZATION OF CASHLESS SERVICE

DISPLAY OF CARD INFORMATION (CREDIT, RIGHTS), PRICE BASED ON SIZE, AND DETECTION OF MISALIGNED CUPS.



### DISPLAY SETTINGS AND UNITS

BRIGHTNESS ADJUSTMENT, DARK MODE, MULTILINGUAL INTERFACE, AND CURRENCY UNIT SELECTION.

## ACCESSORIES



### SELF-SERVICE USE!

Card reader and pre-paid RFID card or bracelet



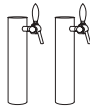
Customizable to match your brand, event, or establishment's colors!

# 132 EVENTS & PARTY COUNTER COOLER SOLUTION



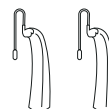
## NOMADE

WITH INCORPORATED REGULATOR (OPTIONAL COMPENSATOR TAPS)



## NOMADE EASYTAP

WITH REGULATOR INCORPORATED



## NOMADE BEER UP

WITH REGULATOR - INCORPORATED LINE COMPENSATOR



50 BEER-UP SYSTEM CUPS (25CL) INCLUDED  
2 GRIDS FOR 2 CUPS OF 25CL OR 50CL

REF.	D11202T	D11232T	D11212T	D11202TEA	D11232TEASY	D11212TEA	D11232TBU
NUMBER OF TAPS	2T	2T	2T	2T	2T	2T	2T
FLOWRATE (ΔT 15) L/H (ΔT 15) L/H	220	295	295	223	295	295	295
COMPRESSOR POWER	2/3	3/4	1	2/3	3/4	1	3/4
WEIGHT (KG)	70	70	70	70	70	70	70
WATER BATH (L)	90	90	90	90	90	90	90
ICE BANK WEIGHT (KG)	30	40	40	30	40	40	40
DIMENSIONS (MM)	L.642 X D.642 X H. 1515	L.642 X D.642 X H. 1515	L.642 X D.642 X H. 1515	L.642 X D.642 X H. 1515	L.642 X D.642 X H. 1515	L.642 X D.642 X H. 1515	L.645 X D.643 X H.1065
THERMOSTAT	MECHANICAL	MECHANICAL	MECHANICAL	MECHANICAL	MECHANICAL	MECHANICAL	MECHANICAL
LENGTH MAX COILS (M)	2X30	2X30	2X30	2X30	2X30	2X30	2X30
GAS	R134A	R134A	R134A	R134A	R134A	R134A	R134A
EVAPORATOR	COPPER	COPPER	COPPER	COPPER	COPPER	COPPER	COPPER
TANK MATERIAL	POLYETHYLENE	POLYETHYLENE	POLYETHYLENE	POLYETHYLENE	POLYETHYLENE	POLYETHYLENE	POLYETHYLENE
INSULATION FOAM MATERIAL	POLYURETHANE	POLYURETHANE	POLYURETHANE	POLYURETHANE	POLYURETHANE	POLYURETHANE	POLYURETHANE
EARTH CONNECTION	NEEDED	NEEDED	NEEDED	NEEDED	NEEDED	NEEDED	NEEDED
POWER MAX (W)	756	918	1150	756	918	1150	918
POWER SUPPLY	220 - 240 V / 50 HZ	220 - 240 V / 50 HZ	220 - 240 V / 50 HZ	220 - 240 V / 50 HZ	220 - 240 V / 50 HZ	220 - 240 V / 50 HZ	220 - 240 V / 50 HZ
REINFORCED HANDLES AND WHEELS	YES	YES	YES	YES	YES	YES	YES

## NOMADE PROTECTIVE GRID



REF.	DESIGNATION
D4299	NOMADE PROTECTIVE GRID

## NOMADE PLATE FOR BEER UP



REF.	DESIGNATION	ADDITIONAL INFORMATION
L02493BU	NOMADE PLATE FOR BEER UP	FITS THE MOBILE SOLUTION (D11232T AND D11202T)

# EVENTS & PARTY COUNTER COOLER SOLUTION **133**



## BIERCLUB

WITHOUT REGULATOR  
AND COMPENSATOR  
TAP



D3106	D3047DET
1T	1T
28	64
1/8	1/4
37	35
10	18
3	6
L.404 X D.478 X H. 721	L.453 X D.528 X H. 718
MECHANICAL	MECHANICAL
20	22
R134A	R290
COPPER	COPPER
POLYETHYLENE	POLYETHYLENE
POLYURETHANE	POLYURETHANE
NEEDED	NEEDED
152	308
220 - 240 V / 50 HZ	220 - 240 V / 50 HZ




## PICCOLO

WITH INTEGRATED  
REGULATOR AND  
COMPENSATOR TAP



## ROLLER-STAND

WITH REGULATOR AND INTEGRATED  
HIGH-PRESSURE HOSE



REF.	D306534C	D306534BU
NUMBER OF TAPS	2T	2T
FLOWRATE (ΔT 15) L/H	295	295
POWER COMPRESSOIR (HP)	3/4	3/4
WEIGHT (KG)	165	165
WATER BATH (L)	85	85
ICE BANK WEIGHT (KG)	40	40
DIMENSIONS (MM)	L.964(1986 WITH TABLETS) X D.582 X H.1000(1447 WITH TOWERS)	L.1989 X D.582 X H.1000
THERMOSTAT	MECHANICAL	MECHANICAL
LENGTH MAX COILS (M)	2X30	2X30
GAS	R134A	R134A
EVAPORATOR	COPPER	COPPER
TANK MATERIAL	SHOCK POLYSTYRENE	SHOCK POLYSTYRENE
INSULATION FOAM MATERIAL	POLYURETHANE	POLYURETHANE
EARTH CONNECTION	NEEDED	NEEDED
PUISSANCE MAX	918	918
POWER SUPPLY (W)	220 - 240 V / 50 HZ	220 - 240 V / 50 HZ
SIDE SHELVES	YES	YES



## ROLLER-STAND BEER UP



50 BEER-UP SYSTEM CUPS (25CL)  
INCLUDED  
WITH GRIDS FOR 25CL AND 50CL CUPS



## HIGH STAINLESS STEEL CUSTOMISABLE BANNER

DELIVERED AS A KIT

REF.	DESIGNATION	DIMENSIONS (MM)
D3065P	HIGH STAINLESS STEEL CUSTOMISABLE BANNER	L.964 X H.300MM 2300 MM

# 134 EVENTS & PARTY COUNTER COOLER SOLUTION



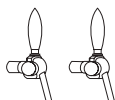
## COVERING

*Leave a lasting impression*



### REFRIBIER

With integrated regulator, 1HP or 3/4HP



REF.	D3015V2	D3016V2
NUMBER OF TAPS	2T	2T
FLOWRATE (ΔT 15) L/H	295	370
COMPRESSOR POWER	3/4	1
WEIGHT (KG)	90	87
WATER BATH (L)	85	85
ICE BANK WEIGHT (KG)	40	40
DIMENSIONS (MM)	L.581 X D.538 X H.1232	L.581 X D.558 X H.1578
THERMOSTAT	MECHANICAL	MECHANICAL
LENGTH MAX. COILS (M)	2 X 30	2X30
GAS	R134A	R134A
EVAPORATOR	COPPER	COPPER
TANK MATERIAL	SHOCK POLYSTYRENE	SHOCK POLYSTYRENE
INSULATION FOAM MATERIAL	POLYURETHANE	POLYURETHANE
EARTH CONNECTION	NEEDED	NEEDED
POWER MAX (W)	918	918
POWER SUPPLY	220 - 240 V / 50 HZ	220 - 240 V / 50 HZ

## ON REQUEST

2 FRONT TAPS +  
2 SIDE TAPS

OU

2 FRONT TAPS +  
2 REAR TAPS



### OPTION SELF SERVICE

MANAGEMENT VERSION,  
SEE PAGE 170



2-year warranty on parts and labor, subject to proper use in accordance with recommendations

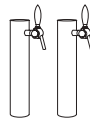
# EVENTS & PARTY COUNTER COOLER SOLUTION **135**

Beer  
system **Up**



## IGLOO

With integrated regulator



## IGLOO BEER UP

With integrated regulator  
Line compensator

50 BEER-UP SYSTEM cups (25cl) included With GRIDS for 25cl and 50cl cups

REF.	D3076V2	D3078V2	D3076BU
NUMBER OF TAPS	2T	2T	2T
FLOWRATE (ΔT 15) L/H	295	370	295
COMPRESSOR POWER	1	1	3/4
WEIGHT (KG)	87	87	87
WATER BATH (L)	85	85	85
ICE BANK WEIGHT (KG)	40	40	40
DIMENSIONS (MM)	L.581 X D.558 X H.1578	L.581 X D.558 X H.1578	L.581 X D.538 X H.1145
THERMOSTAT	MECHANICAL	MECHANICAL	MECHANICAL
LENGTH MAX. COILS (M)	2X30	2X30	2X30
GAS	R134A	R134A	R134A
EVAPORATOR	COPPER	COPPER	COPPER
TANK MATERIAL	SHOCK POLYSTYRENE	SHOCK POLYSTYRENE	SHOCK POLYSTYRENE
INSULATION FOAM MATERIAL	POLYURETHANE	POLYURETHANE	POLYURETHANE
EARTH CONNECTION	NEEDED	NEEDED	NEEDED
POWER MAX (W)	918	1150	918
POWER SUPPLY	220 - 240 V / 50 HZ	220 - 240 V / 50 HZ	220 - 240 V / 50 HZ

## PLATINE IGLOO - BEER UP



REF.	DESIGNATION	ADDITIONAL INFORMATION
L02494BU	PLATINE IGLOO BEER UP	WITH GRIDS FOR 25CL AND 50CL CUPS, FOR MOUNTING ON A TRADITIONAL IGLOO

TO TRANSFORM YOUR CLASSIC IGLOO INTO A BEER UP IGLOO

# 136 EVENTS & PARTY FLEXIDRAFT STAR UNDERCOUNTER

## A TURNKEY INSTALLATION

ALL-STAINLESS STEEL FURNITURE WITH ASSEMBLY OPTIONS, CONVENIENT FOR CREATING A BAR SETUP, IDEAL FOR YOUR EVENTS



### BEER STAND WITH DRIP TRAY

REF.	DESIGNATION	DIMENSIONS (MM)
D3101EG	BEER STAND WITH DRIP TRAY	L.1000 X D.500 X H. 900

POSSIBLE FIXATION BETWEEN THE 3 UNITS TO CREATE A BAR SETUP!



### BEER STAND WITH DOUBLE SINK


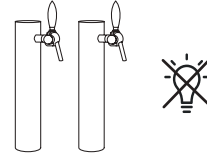

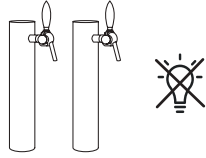
REF.	DESIGNATION	DIMENSIONS (MM)
D3101PL	BEER STAND WITH DOUBLE SINK	L.1000 X D.500 X H. 900

# FLEXIDRAFT STAR UNDERCOUNTER

# 137



**BEER STAND**



REF.	D310112	D310112L	D310134	D310134L
LIGHT TOWERS TANGO MODEL	NO	YES	NO	YES
NUMBER OF TAPS	2T	2T	2T	2T
FLOWRATE (ΔT 15) L/H	149	149	204	204
POWER COMPRESSOR (HP)	1/2	1/2	3/4	3/4
WEIGHT (KG)	85	85	95	95
WATER BATH (L)	55	55	55	55
ICE BANK WEIGHT (KG)	18	18	23	23
DIMENSIONS (MM)	L.1000 X D.500 X H.900 (H.1400 WITH TOWERS)	L.1000 X D.500 X H.900(H.1400 WITH TOWERS)	L.1000 X D.500 X H.900 (H.1400 WITH TOWERS)	L.1000 X D.500 X H.900 (H.1400 WITH TOWERS)
THERMOSTAT	MECHANICAL	MECHANICAL	MECHANICAL	MECHANICAL
LENGTH MAX COILS (M)	2X25	2X25	2X25	2X25
GAS	R290	R290	R134A	R134A
EVAPORATOR	COPPER	COPPER	DOUBLE EVAPORATOR	DOUBLE EVAPORATOR
TANK MATERIAL	SHOCK POLYSTYRENE	SHOCK POLYSTYRENE	SHOCK POLYSTYRENE	SHOCK POLYSTYRENE
INSULATION FOAM MATERIAL	POLYURETHANE	POLYURETHANE	POLYURETHANE	POLYURETHANE
EARTH CONNECTION	NEEDED	NEEDED	NEEDED	NEEDED
POWER SUPPLY	220 - 240 V / 50 HZ	220 - 240 V / 50 HZ	220 - 240 V / 50 HZ	220 - 240 V / 50 HZ

# DRAFTING

## WITHOUT CLEANING



### QUICK AND EASY INSTALLATION

INSTALLATION ON THEIR KEG-COOLER  
OR EVEN ON THE BAR COUNTER



### ECONOMICAL

ELIMINATES ALL CLEANING COSTS  
NO LOST BEER



### IRREPROACHABLE TASTE

ELIMINATES ALL HYGIENE PROBLEMS  
CONSERVATION OF OPENED KEGS (REFRIGERATED) FOR UP TO 3 WEEKS



### COMPATIBLE WITH ANY TYPE OF KEG

ALL DRINKS WITH KEGS EQUIPPED WITH A, G, S  
KEYKEG KEG DISPENSE HEADS

<b>20LTUBE</b>	<b>20LKEYKEG</b>	<b>30LKEYKEG</b>	<b>20LEURO</b>	<b>30LEURO</b>	<b>50LEURO</b>
ø240	ø240	ø300	ø408	ø408	ø408
H.570	H.600	H.600	H.290	H.370	H.540



REF.	DESIGNATION	NB OF TAPS
B8969	FLEXIDRAFT TOWER	1T



REF.	DESIGNATION	TYPE
A3229	FLEXIDRAFT HEAD	A
A3235	FLEXIDRAFT HEAD	G
A3236	FLEXIDRAFT HEAD	S
A3209	FLEXIDRAFT HEAD	KEYKEG



REF.	DESIGNATION	TYPE
A3230	DISPOSABLE HOSE (RED)	A & G
A3237	DISPOSABLE HOSE (BLUE)	S
A3208	DISPOSABLE HOSE	KEYKEG



**FLEXIDRAFT™ STAR  
MOBILE INSTALLATION**

Each kit includes:  
1 cooler on wheels  
+ tower(s)  
+ regulator(s)

« GREEN » RANGE

WITH R290 PROPANE

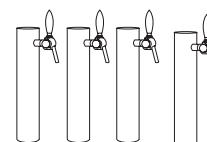
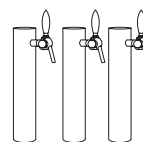
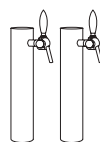
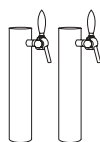


**STAR 25**

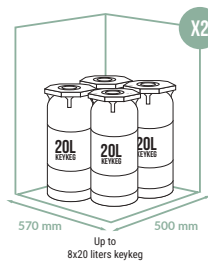
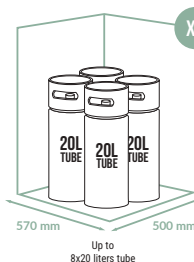
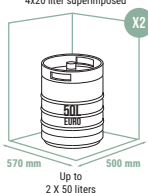
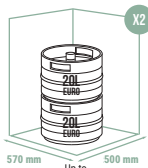
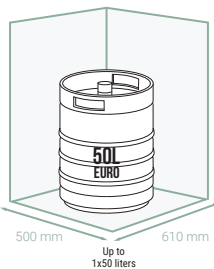
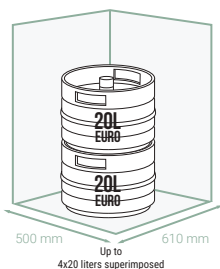
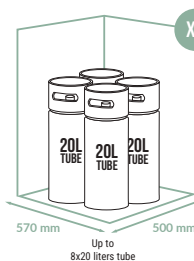
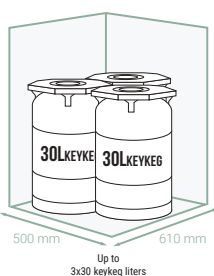
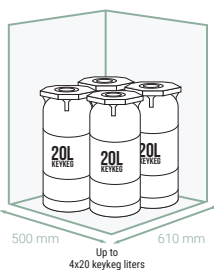
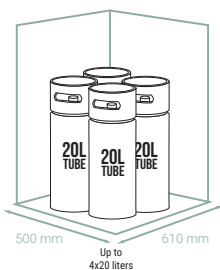


**STAR 40C**

\*LIGHT TOWER(S)  
ON REQUEST!



REF.	D30901	D30902	D30912	D30913	D30914
NUMBER OF TAPS	1T	2T	2T	3T	4T
WEIGHT (KG)	76	76	150	150	150
DIMENSION (MM)	L.736 X D. 778 X H.1102	L.736 X D. 778 X H.1102	L.1520 X D.700 H.1070	L.1520 X D.700 H.1070	L.1520 X D.700 H.1070
THERMOSTAT	ELECTRONIC	ELECTRONIC	ELECTRONIC	ELECTRONIC	ELECTRONIC
GAS	R290	R290	R290	R290	R290
EARTH CONNECTION	NEEDED	NEEDED	NEEDED	NEEDED	NEEDED
POWER MAX (W)	507	507	922	922	922
POWER SUPPLY	220 - 240 V / 50 HZ	220 - 240 V / 50 HZ	220 - 240 V / 50 HZ	220 - 240 V / 50 HZ	220 - 240 V / 50 HZ



# 140 EVENTS & PARTY REFRIGERATED CABINET

## COMPOSE YOUR OWN SOLUTION! FROM YOUR REFRIGERATED CABINET

### 1 TOWER + 1 REFRIGERATED CABINET



**FLEXIDRAFT TOWER (NO CLEANING REQUIRED)**  
*DISPOSABLE HOSE*  
No cleaning  
See below



STANDARD TOWER OF YOUR CHOICE

HOSE 5/16  
Choose the tower of your choice: Barry, Morrison, Shark...

SEE OUR RANGE STARTING PAGE 24

or



REFRIGERATED CABINET



REFRIGERATED CABINET

REF.	R2034	R2035
NUMBER OF TAPS	1 TO 2T	1 TO 4T
WEIGHT (KG)	58	76
DIMENSION (MM)	L.620 X D.575 X H.840/860	L.880 X D.575 X H.840/860
THERMOSTAT	ELECTRONIC	ELECTRONIC
GAS	R290	R290
EARTH CONNECTION	NEEDED	NEEDED
POWER MAX (W)	507	507
POWER SUPPLY	220 - 240 V / 50 HZ	220 - 240 V / 50 HZ

### WHEELS IN OPTION

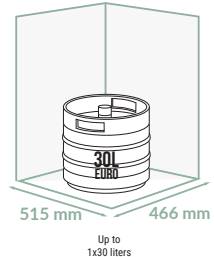
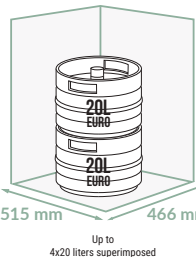
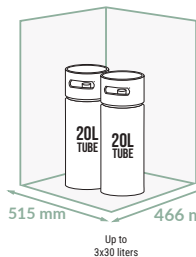
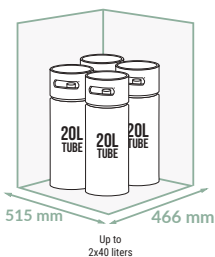
REF.

R2034CR

### WHEELS IN OPTION

REF.

R2035CR



# EVENTS & PARTY REFRIGERATED CABINET 141



**FLEXIDRAFT TOWER**

REF.	DESIGNATION	NB OF TAPS
B8969	FLEXIDRAFT TOWER	1T



**TOWER STANDARD**

DISCOVER FROM PAGE 24  
5/16 TAP EQUIPMENT



**REFRIGERATED CABINET**



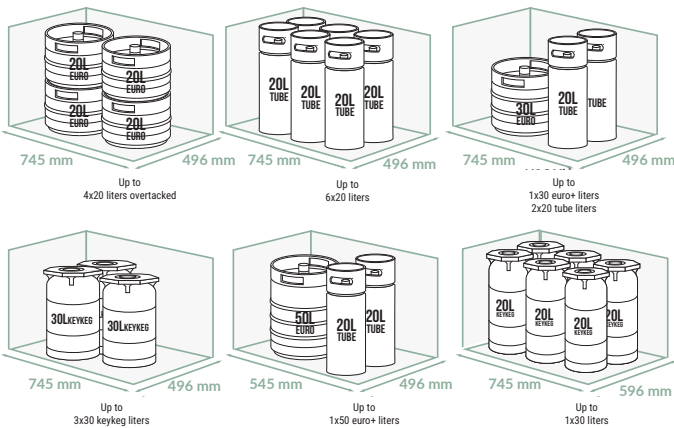
**REFRIGERATED CABINET**

REF.	R2036
NUMBER OF TAPS	1 TO 6T
WEIGHT (KG)	90
DIMENSIONS (MM)	L.1110 X D.975 X H.840/860
THERMOSTAT	ELECTRONIC
GAS	R290
EARTH CONNECTION	NEEDED
POWER MAX (W)	507
POWER SUPPLY	220 - 240 V / 50 HZ

REF.	R2037
NUMBER OF TAPS	1 TO 8T
WEIGHT (KG)	139
DIMENSIONS (MM)	L.1350 X D.575 X H.840/860
THERMOSTAT	ELECTRONIC
GAS	R290
EARTH CONNECTION	NEEDED
POWER MAX (W)	922
POWER SUPPLY	220 - 240 V / 50 HZ

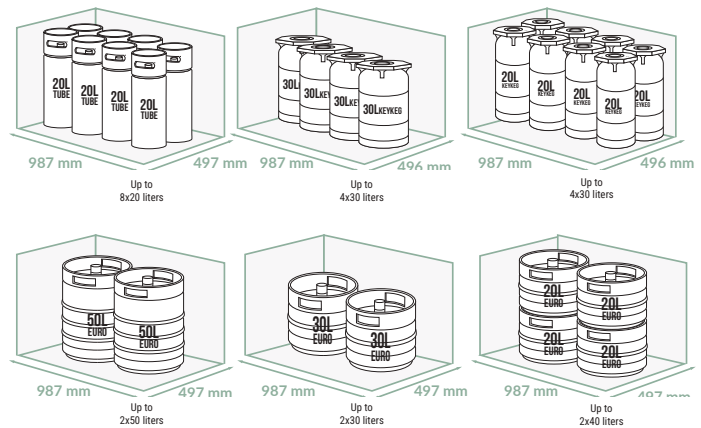
**WHEELS IN OPTION**

**REF.  
R2036CR**



**WHEELS IN OPTION**

**REF.  
R2037CR**





*Front & back*  
**BAR EQUIPMENTS**

## **GLASS WASHER**

PAGE 148

## **ICE MACHINE**

PAGE 150

## **BACK BAR**

PAGE 152

## **WINE DISPLAY CABINET & BACCHUS**

PAGE 162





*Functional*

**AND PROFESSIONAL**



## GLASS WASHER

Our wide range of Frionor professional glasswashers and dishwashers is suitable for all types of establishments: bars, hotels, restaurants, etc.

Their advantages: efficient washing thanks to their stainless steel lower wash arms and independent rotating upper rinse arms, water and energy savings.



## ICE MACHINE

Our range of Frionor professional ice machines is suitable for all types of establishments: bars, restaurants, etc.

Thanks to their advantages: production capacity, different types of ice cubes, and sizes.



## BACK BAR

Professional refrigerated back bars are a valuable asset for restaurants, bars, and cafes. Specially designed to be placed under a counter, they offer space-saving and functional storage capacity.



## WINE DISPLAY CABINET & BACCHUS

Wine cellar and display cabinet models for professionals looking to showcase their finest wines. They'll allow you to optimally serve, preserve, and store your wines in the best conditions.

### GLASS WASHER



FRIONOR GLASS WASHER WITH WATER SOFTENER AND DRAIN PUMP



GLASSWASHER AND DISHWASHER COMBO WINTERHALTER WITH DRAIN PUMP AND COMPATIBLE REVERSE OSMOSIS SYSTEM



GLASSWASHER AND DISHWASHER COMBO WINTERHALTER WITH DRAIN PUMP AND COMPATIBLE REVERSE OSMOSIS SYSTEM



SILANOS GLASSWASHER WITH DRAIN PUMP AND COMPATIBLE BWT REVERSE OSMOSIS SYSTEM

REF.	R4040	R4041	R4040PV	R4041PV
DIMENSIONS (MM)	W.420 X D.470 X H.636	W.470 X D.515 X H.685	W.420 X D.470 X H.636	W.470 X D.515 X H.685
SOFTENER	INCLUDED	INCLUDED	INCLUDED	INCLUDED
BODY	STAINLESS STEEL	STAINLESS STEEL	STAINLESS STEEL	STAINLESS STEEL
GLASS HEIGHT (MM)	250	300	250	300
CYCLE LENGTH (SC)	120	120	120	120
DRAIN PUMP	NO	NO	INCLUDED	INCLUDED
RINSE AID DISPENSER	YES	YES	YES	YES
WASHING PRODUCT DISPENSER	OPTION	OPTION	OPTION	OPTION
TANK CAPACITY (L)	11	14	11	14
STORAGE CAPACITY (KG)	15	15	15	15
WATER CONSUMPTION PER CYCLE (L)	2,4	2,4	2,4	2,4
SOUND LEVEL (DB)	48	48	48	48
NUMBER OF GRIDS	2	2	2	2
RACK DIMENSION (MM)	350 X 350	400 X 400	350 X 350	400 X 400
WASHING TEMPERATURE (°C)	50 - 60	50 - 60	50 - 60	50 - 60
RINSING TEMPERATURE (°C)	82 - 85	82 - 85	82 - 85	82 - 85
AMBIENT TEMPERATURE (°C)	40	40	40	40
SUPPLY TEMPERATURE (°C)	55	55	55	55
SUPPLY WATER HARD. (°DF)	7/12	7/12	7/12	7/12
WEIGHT (KG)	27	42	27	42
POWER	220 - 240 V / 50 HZ	220 - 240 V / 50 HZ	220 - 240 V / 50 HZ	220 - 240 V / 50 HZ
POWER (W)	2700	2700	2700	2700
EARTH CONNECTION	NEEDED	NEEDED	NEEDED	NEEDED
PROTECTION INDEX	IPX1	IPX1	IPX1	IPX1

## + Expert advice

Consider professional cleaning products to ensure the longevity of your glasswasher and improve washing and drying results.

The quality of the water plays a crucial role in the quality of your washing results.

A professional water treatment system filters 100% of impurities, helping you prevent limescale buildup, stains, and other marks on your dishes.

## WASHER ACCESSORIES

### BUILT-IN GLASS WASHER (SPÜLBOY)



REF.	DESIGNATION	DIMENSION (MM)
C5064	BUILT-IN GLASS WASHER (SPÜLBOY)	400X220
C5064-450	BUILT-IN GLASS WASHER (SPÜLBOY)	450X220

### STANDARD AUTOMATIC GLASS WASHER (SPÜLBOY)



REF.	DESIGNATION	NB. OF BOWLS	Ø (MM)
C5067	STANDARD AUTOMATIC GLASS WASHER (SPÜLBOY)	2	150
C5067GM	BIG MODEL	2	180

### GLASS WASHER CLEANING TABLETS



REF.	DESIGNATION
C5063	GLASS WASHER CLEANING TABLETS 600 G BOX. - ABOUT 125 TABLETS
C5070	BECHAREIN 1L BOTTLE

### 3-HEAD GLASS WASHER BRUSH



REF.	DESIGNATION	DIMENSION (MM)
C5052	3-HEAD GLASS WASHER BRUSH	100 X 190 X 200
C5092	3-HEAD GLASS WASHER BRUSH	100 X 190 X 250

## WASHING – RINSING PRODUCTS

### RINSING PRODUCTS

REF.	DESIGNATION
R4072	LIQUID DETERGENT 12KG F420
R4079	ECO WASHING PRODUCT - 5L

### WASHING PRODUCTS

REF.	DESIGNATION
R4071	RINSE AID 10L B100N
R4080	ECO RINSING PRODUCT 5L
R4073	REGENERATING SALT GLASS WASHER BOX 12KG

# 148

FRONT & BACK BAR EQUIPMENTS

## ICE MACHINE WATER TREATMENT



### WINTERHALTER REVERSE OSMOSIS UNIT

REF.	R4091
DIMENSIONS (MM)	L.205 X D.505 / 560 X H.420
OPTIONAL ACCESSORY	WHEELS
WATER TEMPERATURE (°C)	MAX +35°C
POWER SUPPLY (C/HZ)	200-240/50
PROTECTION INDEX	IPX5
POWER (KW)	230-320

### PRE-FILTRATION FOR R4133



REF.	DESIGNATION
R4133P	PRE-FILTRATION FOR R4133

## ACCESSORIES



DISH BASKET



GLASS WASHER BASKET

REF.	R4074*	R4113**	R4114**	R4122**
DIMENSIONS (MM)	L.400 X D.400 X H.130	L.400 X D.400 X H.155	L.400 X D.400 X H.155	L.400 X D.400 X H.155
MATERIAL	PROPYLENE	POLYMER	POLYMER	POLYMER
NUMBER OF ROWS	-	3	4	-
MAX GLASS DIAMETER	-	120	90	-

\*COMPATIBLE WITH R4041PV - R4132PV

\*\*COMPATIBLE WITH R4090



GLASS WASHER BASKET

REF.	R4117***	R4118***	R4123***	R4077***
DIMENSIONS (MM)	L.500 X D.500 X H.165	L.500 X D.500 X H.150	L.500 X D.440 X H.150	L.500 X D.500 X H.165
MATERIAL	POLYMER	POLYMER	POLYMER	POLYMER
NUMBER OF ROWS	4	-	3	5
MAX GLASS DIAMETER	115	115	130	90

\*\*\*COMPATIBLE WITH R4033

## PRODUCTS LESSIVIEL

REF.	DESIGNATION
R4073	REGENERATING SALT - PACKAGED IN A 12KG CARTON - ESSENTIAL FOR R4033 AND R4090

REF.	DESIGNATION
R4079	ECO WASHING PRODUCT - CAPACITY: 5L

REF.	DESIGNATION
R4080	ECO RINSING PRODUCT - CAPACITY: 5L

# ICE MACHINE

*Efficient Convenient professionnel*



REF.	R4031	R4032
PROD. CAPACITY IN 24H (KG)	22	32
STORAGE CAPACITY (KG)	6	15
COOLING	AIR	AIR
DIMENSIONS (MM)	W.350 X D.470 X H.590	W.405 X D.515 X H.744
ICE MAKING SYSTEM	FULL ICE CUBES, INJECTION SYSTEM	FULL ICE CUBES, INJECTION SYSTEM
WATER CONSUMPTION (L/CYCLE)	1, 4	2,9
ADJUSTABLE FEET	NO	YES
AMBIENT TEMPERATURE (°C)	1 TO 40	10 TO 43
WATER TEMPERATURE (C°)	5 TO 35	5 TO 38
POWER	220 - 240 V / 50 HZ	220 - 240 V / 50 HZ
CONSUMPTION (WH)	250	340
EARTH CONNECTION	NEEDED	NEEDED
BODY	STAINLESS STEEL	STAINLESS STEEL
INTEGRATED	YES	YES
NO. ICE CUBES PRODUCED PER CYCLE	18/ CYCLE	18/ CYCLE
GAS	R290A	R290A
NET WEIGHT	32	41



## CLARIS ULTRA 1000 FILTRATION KIT\*

REF.	THE KIT INCLUDES
R4150	HEAD FILTR. CLARIS GEN 2 CARTRIDGE FILTR. CLARIS ULTRA CONNECTION UN.F.3/8 TU 9,52 PI451213S X2

## FILTER CARTRIDGE

REF.	DESIGNATION
R4150A	FILTER CARTRIDGE

\*In the absence of the filtration kit purchase, the warranty does not cover repairs related to damage caused by scaling. It is therefore strongly recommended to install these systems to preserve the machine and avoid uncovered repair costs.

# 150 FRONT & BACK BAR EQUIPMENTS ICE MACHINE



## FILTRATION SYSTEM

REF.	DESIGNATION
R4081	FILTRATION SYSTEM 4000 - R4001 - R4002 - R4003 - R4035 - R4036 CAPACITY (L) : 45 000

Complete KIT  
1st installation:  
Head - Cartridge - Connection - Pipe



## FILTRATION SYSTEM

REF.	DESIGNATION
R4082	FILTRATION SYSTEM FOR R4004 - R4005 CAPACITY (L): 90,000

Complete KIT  
1st installation:  
Head - Cartridge - Connection - Pipe



## FILTRATION SYSTEM

REF.	DESIGNATION
R4083	FILTRATION SYSTEM FOR LARGE CAPACITY CAPACITY (L): 130,000

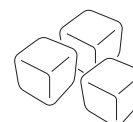
Complete KIT  
1st installation:  
Head - Cartridge - Connection - Pipe

## FILTRATION KIT

REF.	DESIGNATION
P4113KMG	HEAD AND FILTER
P4113CMG	FILTER ONLY FOR ICE MACHINE

## HIGH CAPACITY ICE CUBE MACHINE ON REQUEST

### ADAPTED TO YOUR NEEDS



**PRODUCTION CAPACITY  
IN 24H**

**DEPENDING ON THE CHOSEN  
STORAGE BIN  
UP TO 340 KG**

**BACK BAR**REFRIGERATED BACK BAR  
1 GLASS DOOR + 1 UNIT 2 DRAWERSREFRIGERATED BACK BAR  
2 UNITS 2 DRAWERSREFRIGERATED BACK BAR  
2 GLASS DOORS

REF.	C5357	C5358	C5359
TYPE OF INSTALLATION	INTEGRATED OR FREESTANDING	INTEGRATED OR FREESTANDING	INTEGRATED OR FREESTANDING
DIMENSIONS (MM)	W. 1 462 X D. 513 X H. 860	W. 1 462 X D. 513 X H. 860	W. 1 462 X D. 513 X H. 860
FEET	6 ADJUSTABLE FEET PROVIDED	6 ADJUSTABLE FEET PROVIDED	6 ADJUSTABLE FEET PROVIDED
DOOR	1 GLASS (2 SHELVES/DOOR)	-	2 GLASS (2 SHELVES/DOOR)
NO. OF BOTTLES PER DOOR	126 BOTTLES/216 CANS (33CL)	-	126 BOTTLES/216 CANS (33CL)
DRAWER UNIT(S)	1 OF 2 DRAWERS	2 OF 2 DRAWERS	-
NO. OF BOTTLES PER UNIT	72 BOTTLES/120 CANS (33CL)	72 BOTTLES/120 CANS (33CL)	-
COLD	VENTILATED	VENTILATED	VENTILATED
UNIT	TO THE RIGHT	TO THE RIGHT	TO THE RIGHT
CLOSURE	KEY	KEY	KEY
DEFROST	AUTOMATIC	AUTOMATIC	AUTOMATIC
USABLE CAPACITY (L)	277	277	277
INTERIOR	POLISHED MIRROR SS430	POLISHED MIRROR SS430	POLISHED MIRROR SS430
LIGHTING	LED	LED	LED
SOUND LEVEL (DBA)	42	42	42
TEMPERATURE RANGE (°C)	2 TO 10	2 TO 10	2 TO 10
GAS	R290A	R290A	R290A
WEIGHT (KG)	118	118	118
POWER (W)	250	250	250
POWER	220-240 V / 50 HZ	220-240 V / 50 HZ	220-240 V / 50 HZ

# 152 FRONT & BACK BAR EQUIPMENTS

## BACK BAR



**REFRIGERATED BACK BAR**

2 SOLID DOORS



**REFRIGERATED BACK BAR**

1 SOLID DOOR +  
1 UNIT 2 DRAWERS



**REFRIGERATED BACK BAR**

3 SOLID DOORS

REF.	C5360	C5361	C5362
TYPE OF INSTALLATION	INTEGRATED OR FREESTANDING	INTEGRATED OR FREESTANDING	INTEGRATED OR FREESTANDING
DIMENSIONS (MM)	W. 1 462 X D. 513 X H. 860	W. 1 462 X D. 513 X H. 860	W. 2 002 X D. 513 X H. 860
FEET	6 ADJUSTABLE FEET PROVIDED	6 ADJUSTABLE FEET PROVIDED	8 ADJUSTABLE FEET PROVIDED
DOOR	2 SOLID (2 SHELVES/DOOR)	1 SOLID (2 SHELVES/DOOR)	3 SOLID (2 SHELVES/DOOR)
NO. OF BOTTLES PER DOOR	126 BOTTLES/216 CANS (33CL)	126 BOTTLES/216 CANS (33CL)	126 BOTTLES/216 CANS (33CL)
DRAWER UNIT(S)	-	1 OF 2 DRAWERS	-
NO. OF BOTTLES PER UNIT	-	72 BOTTLES/120 CANS (33CL)	-
COLD	VENTILATED	VENTILATED	VENTILATED
UNIT	TO THE RIGHT	TO THE RIGHT	TO THE RIGHT
CLOSURE	KEY	KEY	KEY
DEFROST	AUTOMATIC	AUTOMATIC	AUTOMATIC
USABLE CAPACITY (L)	277	277	442
INTERIOR	POLISHED MIRROR SS430	POLISHED MIRROR SS430	POLISHED MIRROR SS430
LIGHTING	LED	LED	NO
SOUND LEVEL (DBA)	42	42	42
TEMPERATURE RANGE (°C)	2 TO 10	2 TO 10	2 TO 10
GAS	R290	R290	R290
WEIGHT (KG)	100	100	138
POWER (W)	250	250	250
POWER	220-240 V / 50 HZ	220-240 V / 50 HZ	220-240 V / 50 HZ

**REFRIGERATED BACK BAR**2 SOLID DOORS +  
1 UNIT 2 DRAWERS**REFRIGERATED BACK BAR**

4 SOLID DOORS

**REFRIGERATED BACK BAR**3 SOLID DOORS +  
1 UNIT 2 DRAWERS

REF.	C5363	C5364	C5365
TYPE OF INSTALLATION	INTEGRATED OR FREESTANDING	INTEGRATED OR FREESTANDING	INTEGRATED OR FREESTANDING
DIMENSIONS (MM)	W. 2 002 X D. 513 X H. 860	W. 2 542 X D. 513 X H. 860	W. 2 542 X D. 513 X D. 860
FEET	8 ADJUSTABLE FEET PROVIDED	10 ADJUSTABLE FEET PROVIDED	10 ADJUSTABLE FEET PROVIDED
DOOR	2 SOLID	4 SOLID	3 SOLID
NO. OF BOTTLES PER DOOR	126 BOTTLES/216 CANS (33CL)	126 BOTTLES/216 CANS (33CL)	126 BOTTLES/216 CANS (33CL)
DRAWER UNIT(S)	1 X 2-DRAWER UNITS	-	1 X 2-DRAWER UNITS
NO. OF BOTTLES PER UNIT	72 BOTTLES/120 CANS (33CL)	-	72 BOTTLES/120 CANS (33CL)
COLD	VENTILATED	VENTILATED	VENTILATED
UNIT	TO THE RIGHT	TO THE RIGHT	TO THE RIGHT
CLOSURE	KEY	KEY	KEY
DEFROST	AUTOMATIC	AUTOMATIC	AUTOMATIC
USABLE CAPACITY (L)	442	605	605
INTERIOR	POLISHED MIRROR SS430	POLISHED MIRROR SS431	POLISHED MIRROR SS431
LIGHTING	NO	LED	LED
SOUND LEVEL (DBA)	42	42	42
TEMPERATURE RANGE (°C)	2 TO 10	2 TO 10	2 TO 10
GAS	R290	R290	R290
WEIGHT (KG)	138	162	162
POWER (W)	250	350	350
POWER	220-240 V / 50 HZ	220-240 V / 50 HZ	220-240 V / 50 HZ

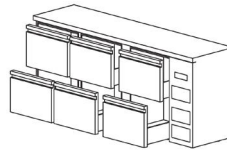
# 154 FRONT & BACK BAR EQUIPMENTS

## BACK BAR



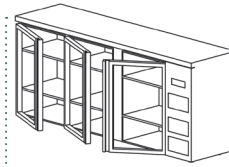
### REFRIGERATED BACK BAR

1 SOLID DOOR +  
2 UNITS 2 DRAWERS



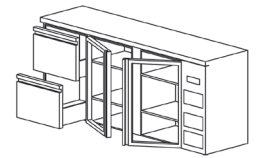
### REFRIGERATED BACK BAR

3 UNITS 2 DRAWERS



### REFRIGERATED BACK BAR

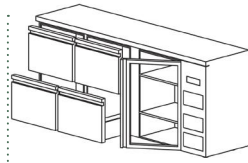
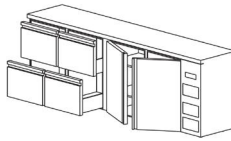
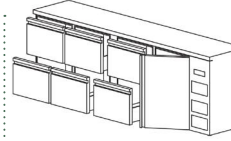
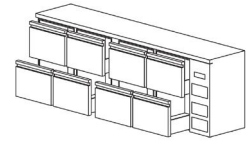
3 GLASS DOORS



### REFRIGERATED BACK BAR

2 GLASS DOORS +  
1 UNIT 2 DRAWERS

REF.	C5371	C5372	C5373	C5374
TYPE OF INSTALLATION	INTEGRATED OR FREESTANDING	INTEGRATED OR FREESTANDING	INTEGRATED OR FREESTANDING	INTEGRATED OR FREESTANDING
DIMENSIONS (MM)	W.2 002 X D.513 X H.860	W.2 002 X D.513 X H.860	D.2 002 X D.513 X H.860	W.2 002 X D.513 X H.860
FEET	8 ADJUSTABLE FEET PROVIDED	8 ADJUSTABLE FEET PROVIDED	8 ADJUSTABLE FEET PROVIDED	8 ADJUSTABLE FEET PROVIDED
DOOR	1 SOLID (2 SHELVES/DOOR)	-	3 GLASS (2 SHELVES/DOOR)	2 GLASS (2 SHELVES/DOOR)
NO. OF BOTTLES PER DOOR	126 BOTTLES/216 CANS (33CL)	-	126 BOTTLES/216 CANS (33CL)	126 BOTTLES/216 CANS (33CL)
DRAWER UNIT(S)	2 X 2-DRAWER UNITS	3 X 2-DRAWER UNITS	-	1 X 2-DRAWER UNITS
NO. OF BOTTLES PER UNIT	72 BOTTLES/120 CANS (33CL)	72 BOTTLES/120 CANS (33CL)	-	72 BOTTLES/120 CANS (33CL)
COLD	VENTILATED	VENTILATED	VENTILATED	VENTILATED
UNIT	TO THE RIGHT	TO THE RIGHT	TO THE RIGHT	TO THE RIGHT
CLOSURE	KEY	KEY	KEY	KEY
DEFROST	AUTOMATIC	AUTOMATIC	AUTOMATIC	AUTOMATIC
USABLE CAPACITY (L)	442	442	442	442
INTERIOR	POLISHED MIRROR SS431	POLISHED MIRROR SS431	POLISHED MIRROR SS431	POLISHED MIRROR SS431
LIGHTING	NO	NO	LED	LED
SOUND LEVEL (DBA)	42	42	42	42
TEMPERATURE RANGE (°C)	2 TO 10	2 TO 10	2 TO 10	2 TO 10
GAS	R290	R290	R290	R290
WEIGHT (KG)	138	138	138	138
POWER (W)	250	250	250	250
POWER	220-240 V / 50 HZ	220-240 V / 50 HZ	220-240 V / 50 HZ	220-240 V / 50 HZ

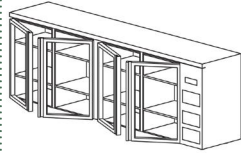
**REFRIGERATED  
BACK BAR**1 GLASS DOOR +  
2 DRAWER UNITS**REFRIGERATED  
BACK BAR**2 SOLID DOORS +  
2 UNITS 2 DRAWERS**REFRIGERATED  
BACK BAR**1 SOLID DOORS +  
3 UNITS 2 DRAWERS**REFRIGERATED  
BACK BAR**

4 UNITS 2 DRAWERS

REF.	C5375	C5376	C5377	C5378
TYPE OF INSTALLATION	INTEGRATED OR FREESTANDING	INTEGRATED OR FREESTANDING	INTEGRATED OR FREESTANDING	INTEGRATED OR FREESTANDING
DIMENSIONS (MM)	W.2 002 X D.513 X H.860	W.2 542 X D.513 X H.860	W.2 542 X D.513 X H.860	W.2 542 X D.513 X H.860
FEET	10 ADJUSTABLE FEET PROVIDED	10 ADJUSTABLE FEET PROVIDED	10 ADJUSTABLE FEET PROVIDED	10 ADJUSTABLE FEET PROVIDED
DOOR	1 GLASS (2 SHELVES/DOOR)	2 SOLID (2 SHELVES/DOOR)	1 SOLID (2 SHELVES/DOOR)	-
NO. OF BOTTLES PER DOOR	126 BOTTLES/216 CANS (33CL)	126 BOTTLES/216 CANS (33CL)	126 BOTTLES/216 CANS (33CL)	-
DRAWER UNIT(S)	2 X 2-DRAWER UNITS	2 X 2-DRAWER UNITS	3 X 2-DRAWER UNITS	4 X 2-DRAWER UNITS
NO. OF BOTTLES PER UNIT	72 BOTTLES/120 CANS (33CL)	72 BOTTLES/120 CANS (33CL)	72 BOTTLES/120 CANS (33CL)	72 BOTTLES/120 CANS (33CL)
COLD	VENTILATED	VENTILATED	VENTILATED	VENTILATED
UNIT	TO THE RIGHT	TO THE RIGHT	TO THE RIGHT	TO THE RIGHT
CLOSURE	KEY	KEY	KEY	KEY
DEFROST	AUTOMATIC	AUTOMATIC	AUTOMATIC	AUTOMATIC
USABLE CAPACITY (L)	442	605	605	605
INTERIOR	POLISHED MIRROR SS431	POLISHED MIRROR SS432	POLISHED MIRROR SS432	POLISHED MIRROR SS432
LIGHTING	LED	LED	LED	LED
SOUND LEVEL (DBA)	42	42	42	42
TEMPERATURE RANGE (°C)	2 TO 10	2 TO 10	2 TO 10	2 TO 10
GAS	R290	R290	R290	R290
WEIGHT (KG)	138	162	162	162
POWER (W)	250	350	350	350
POWER	220-240 V / 50 HZ	220-240 V / 50 HZ	220-240 V / 50 HZ	220-240 V / 50 HZ

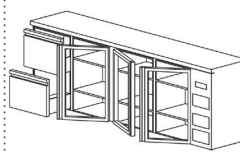
# 156 FRONT & BACK BAR EQUIPMENTS

## BACK BAR



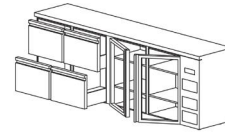
**REFRIGERATED  
BACK BAR**

4 GLASS DOORS



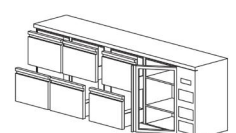
**REFRIGERATED  
BACK BAR**

3 GLASS DOORS +  
1 UNIT 2 DRAWERS



**REFRIGERATED  
BACK BAR**

2 GLASS DOORS +  
2 UNITS 2 DRAWERS



**REFRIGERATED  
BACK BAR**

1 GLASS DOOR +  
3 UNITS 2 DRAWERS

REF.	C5379	C5380	C5381	C5382
TYPE OF INSTALLATION	INTEGRATED OR FREESTANDING	INTEGRATED OR FREESTANDING	INTEGRATED OR FREESTANDING	INTEGRATED OR FREESTANDING
DIMENSIONS (MM)	W.2 542 X D.513 X H.860	W.2542 X D.513 X H.860	W.2542 X D.513 X H.860	W.2542 X D.513 X H.860
FEET	10 ADJUSTABLE FEET PROVIDED	10 ADJUSTABLE FEET PROVIDED	10 ADJUSTABLE FEET PROVIDED	10 ADJUSTABLE FEET PROVIDED
DOOR	4 GLASS (2 SHELVES/DOOR)	3 GLASS (2 SHELVES/DOOR)	2 GLASS (2 SHELVES/DOOR)	1 GLASS (2 SHELVES/DOOR)
NO. OF BOTTLES PER DOOR	126 BOTTLES/216 CANS (33CL)	126 BOTTLES/216 CANS (33CL)	126 BOTTLES/216 CANS (33CL)	126 BOTTLES/216 CANS (33CL)
DRAWER UNIT(S)	-	1 X 2-DRAWER UNITS	2 X 2-DRAWER UNITS	3 X 2-DRAWER UNITS
NO. OF BOTTLES PER UNIT	-	72 BOTTLES/120 CANS (33CL)	72 BOTTLES/120 CANS (33CL)	72 BOTTLES/120 CANS (33CL)
COLD	VENTILATED	VENTILATED	VENTILATED	VENTILATED
UNIT	TO THE RIGHT	TO THE RIGHT	TO THE RIGHT	TO THE RIGHT
CLOSURE	KEY	KEY	KEY	KEY
DEFROST	AUTOMATIC	AUTOMATIC	AUTOMATIC	AUTOMATIC
USABLE CAPACITY (L)	605	605	605	605
INTERIOR	POLISHED MIRROR SS432	POLISHED MIRROR SS432	POLISHED MIRROR SS432	POLISHED MIRROR SS432
LIGHTING	LED	LED	LED	LED
SOUND LEVEL (DBA)	42	42	42	42
TEMPERATURE RANGE (°C)	2 TO 10	2 TO 10	2 TO 10	2 TO 10
GAS	R290	R290	R290	R290
WEIGHT (KG)	162	162	162	162
POWER (W)	350	350	350	350
POWER	220-240 V / 50 HZ	220-240 V / 50 HZ	220-240 V / 50 HZ	220-240 V / 50 HZ

COMPRESSOR UNIT  
INCORPORATED IN THE  
BOTTOM OF THE UNIT

VENTILATED COLD  
INTERIOR LIGHTING WITH  
KEY LOCK



**REFRIGERATED  
BACK BAR**

1 GLASS DOOR



**REFRIGERATED  
BACK BAR**

2 GLASS DOORS



**REFRIGERATED  
BACK BAR**

3 GLASS DOORS

REF.	C5347	C5349	C5350
TYPE OF INSTALLATION	INTEGRATED OR FREESTANDING	INTEGRATED OR FREESTANDING	INTEGRATED OR FREESTANDING
DIMENSIONS (MM)	W.600 X D.520 X H.870	W.900 X D.520 X H.870	W.1 355 X D.520 X H.870
FEET	4 ADJUSTABLE FEET	4 ADJUSTABLE FEET	4 ADJUSTABLE FEET
DOOR	1 GLASS (2 SHELVES/DOOR)	2 GLASS (2 SHELVES/DOOR)	3 GLASS (2 SHELVES/DOOR)
NO. OF BOTTLES PER DOOR	84 BOTTLES	143 BOTTLES	218 BOTTLES
COLD	VENTILATED	VENTILATED	VENTILATED
UNIT	REAR	REAR	REAR
CLOSURE	KEY	KEY	KEY
DEFROST	AUTOMATIC	AUTOMATIC	AUTOMATIC
USABLE CAPACITY (L)	116	183	278
INTERIOR	STUCCO ALUMINIUM	STUCCO ALUMINIUM	STUCCO ALUMINIUM
LIGHTING	LED	LED	LED
SOUND LEVEL (DBA)	45	45	45
TEMPERATURE RANGE (°C)	2 TO 10	2 TO 10	2 TO 10
GAS	R600A	R600A	R600A
WEIGHT (KG)	45	68	86
POWER (W)	150	175	320
POWER	220-240 V / 50 HZ	220-240 V / 50 HZ	220-240 V / 50 HZ

# 158 FRONT & BACK BAR EQUIPMENTS

## BACK BAR



REF.	R2107	R2104
TYPE OF INSTALLATION	INTEGRATED OR FREESTANDING	INTEGRATED OR FREESTANDING
DIMENSIONS (MM)	W.1 240 X D.550 X H.820/860	W.1 240 X D.550 X H.820/860
FEET	6	6
DOOR	2 SOLID DOORS	2 GLASS DOORS
NO. OF BOTTLES PER DOOR	BT : 288X 0,30 L OU 384 X 0,20 L	BT : 288X 0,30 L OU 384 X 0,20 L
COLD	VENTILATED	VENTILATED
UNIT	TO THE RIGHT	TO THE RIGHT
CLOSURE	LOCK IN OPTION	KEY
DEFROST	AUTOMATIC	AUTOMATIC
LIGHTING	LED	COLORED LED
TEMPERATURE RANGE (°C)	2 TO 10	2 TO 10
GAS	R290	R290
WEIGHT (KG)	107	115
POWER (W)	240	240
SOUND LEVEL	46DBA	46DBA
POWER SUPPLY	220 V	220 V

**BACK BAR**

3 GLASS OR SOLID DOORS

**BACK BAR**

4 GLASS OR SOLID DOORS

REF.	R2106	R2103	R2105	R2100
TYPE OF INSTALLATION	INTEGRATED OR FREESTANDING	INTEGRATED OR FREESTANDING	INTEGRATED OR FREESTANDING	INTEGRATED OR FREESTANDING
DIMENSIONS (MM)	W.1 740 X D.550 X H.820/860	W.1 740 X D.550 X H.820/860	W.2 200 X D.550 X H.820/860	W.2 200 X D.550 X H.820/860
FEET	6	6	8	8
DOOR	3 SOLID DOORS	3 GLASS DOORS	4 SOLID DOORS	4 GLASS DOORS
NO. OF BOTTLES PER DOOR	BT : 432X 0,30 L OU 576 X 0,20 L	BT : 432X 0,30 L OU 576 X 0,20 L	BT : 576X 0,30 L OU 768 X 0,20 L	BT : 576X 0,30 L OU 768 X 0,20 L
COLD	VENTILATED	VENTILATED	VENTILATED	VENTILATED
UNIT	TO THE RIGHT	TO THE RIGHT	TO THE RIGHT	TO THE RIGHT
CLOSURE	LOCK IN OPTION	KEY	LOCK IN OPTION	KEY
DEFROST	AUTOMATIC	AUTOMATIC	AUTOMATIC	AUTOMATIC
LIGHTING	LED	COLORED LED	LED	LED
TEMPERATURE RANGE (°C)	2 TO 10	2 TO 10	2 TO 10	2 TO 10
GAS	R290	R290	R290	R290
WEIGHT (KG)	137	160	147	178
POWER (W)	240	240	240	240
SOUND LEVEL	46DBA	46DBA	46DBA	46DBA
POWER	220 V	220 V	220 V	220 V

# 160 FRONT & BACK BAR EQUIPMENTS REFRIGERATED DISPLAY

## WINE DISPLAY CABINET & BACCHUS

WINE CELLARS AND SHOWCASES FOR PROFESSIONALS WISHING TO PROMOTE THEIR BEST VINTAGES. THEY CAN BE USED TO SERVE AND KEEP YOUR WINES UNDER THE BEST POSSIBLE CONDITIONS.

*elegant optimised professional*



FRONT & BACK BAR EQUIPMENTS  
REFRIGERATED DISPLAY

161



BLACK VENTILATED  
REFRIGERATED DISPLAY  
347 L



WHITE VENTILATED  
REFRIGERATED DISPLAY  
347 L



CHEST COOLER



CHEST COOLER WITH  
RUBBER

REF.	D3471N	D3471	C5421R	C5421B
TYPE OF INSTALLATION	FREESTANDING	FREESTANDING	FREESTANDING	FREESTANDING
DIMENSIONS (MM)	W. 595 X D. 600 X H. 1 840	W. 595 X D. 600 X H. 1 840	L. 595 X D. 600 X H. 1840	L. 1 010 X D. 640 X H. 860
FEET	2 ADJUSTABLE FEET + 2 WHEELS	2 ADJUSTABLE FEET + 2 WHEELS	4 REINFORCED + 2 WHEELS	4 REINFORCED + 2 WHEELS
DOOR	1 GLASS DOOR (5 SHELVES)	1 GLASS DOOR (5 SHELVES)	2 (SLIDING HORIZONTALLY)	2 (SLIDING HORIZONTALLY)
COLD UNIT	VENTILATED	VENTILATED	VENTILATED	VENTILATED
CLOSURE	KEY	KEY	KEY	KEY
USABLE CAPACITY (L)	358	358	261	261
LIGHTING	LED	LED	-	-
SOUND LEVEL (DBA)	45	45	44	44
WEIGHT (KG)	75	75	61	61
GAS	R600A	R600A	R600A	R600A
NO. OF BOTTLES PER DOOR	217	217	245	245
DEFROST	-	-	MANUAL	MANUAL

# 162 FRONT & BACK BAR EQUIPMENTS

## WINE CELLAR



REF.	D3473V	D3000T
DIMENSIONS (MM)	W. 595 X D. 600 X H. 1 840	W. 353 X D. 625 X H. 1 130 MM
NUMBER OF GLASS DOOR	1	1 WITH SLATE SURFACE WITH VITOP CONNTECORS
NUMBER OF SHELVES	6 WINE WOODEN SHELF	3 STAINLESS STEEL SHELVES
CAPACITY (L)	372	3 X 10 L BIB GROSS/NET VOLUME (90/80 L)
BOTTLES	180	3 X 10 L BIB
COLD	VENTILATED	STATIC
TEMPERATURE RANGE (°C)	6 TO 18	3 TO 9
THERMOSTAT	-	MECHANICAL
LIGHTING	LED	NO
CLOSURE	KEY	
EARTH CONNECTION	NEEDED	NEEDED
POWER	220 V -240 V/ 50 HZ	220-240/50 V/HZ
SOUND LEVEL	42	40
MAX POWER	180	80
WEIGHT (KG)	72	-
GAS	R600A	R600A
DEFROST	-	AUTOMATIC
ADJUSTABLE FEETS	-	4 ADJUSTABLE FEET

**BIB FRAMES**

REF.	DESIGNATION
A7317	SINGLE KITABIB FRAME
A7330	DOUBLE KITABIB FRAME

**INVERTERS**

REF.	DESIGNATION
A7315	PNEUMATIC BIB INVERTER
A7316	ELECTRICAL BIB INVERTER

**WADDINGTON CONNECTOR**

REF.	DESIGNATION
P5728	WADDINGTON CONNECTOR

**SILICONE HOSE**

REF.	DESIGNATION
A7319	SILICONE HOSE

**VITOP CONNECTOR**

REF.	DESIGNATION
P5725	VITOP CONNECTOR

**PNEUMATIC ELECTRIC WINE PUMP**

REF.	DESIGNATION
A7298	PNEUMATIC ELECTRIC WINE PUMP

**ELECTRIC WINE PUMP**

REF.	DESIGNATION
A7337	ELECTRIC WINE PUMP

**ELECTRIC WINE PUMP**

REF.	DESIGNATION
P3125	ELECTRIC WINE PUMP



**MANAGEMENT**  
*Equipements*



## **BEER MANAGEMENT SYSTEM**

PAGE 168

## **MANAGED TOWER**

PAGE 170

## **DAV EVENTS**

PAGE 172

## **ACCESSORIES**

PAGE 173

# 166 MANAGEMENT EQUIPMENT MANAGEMENT SYSTEM

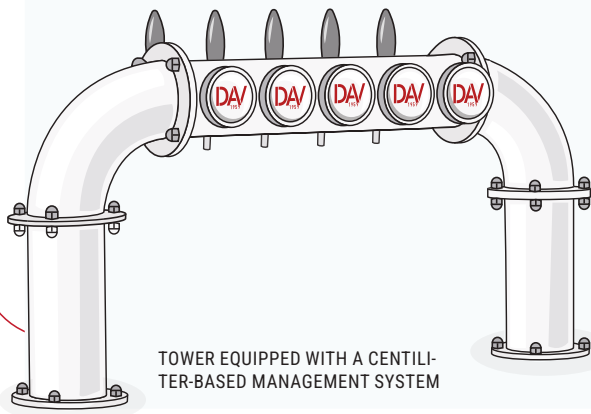
## Computerized beer management and/or Self-service beer



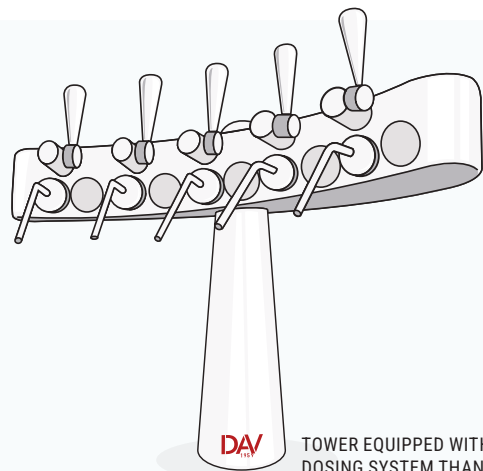
Suitable for all types of kegs in the cellar

- STANDARD KEG
- KEYKEG

A WIDE RANGE OF PRESSURE TAPS MANAGED BY AN AUTOMATED SYSTEM.




TOWER EQUIPPED WITH A CENTI-LITER-BASED MANAGEMENT SYSTEM



TOWER EQUIPPED WITH A PRE-PROGRAMMED DOSING SYSTEM THANKS TO INTEGRATED BUTTONS.



### ADVANTAGES FOR THE ESTABLISHMENT MANAGER



#### Cash register

Pre-programmed dosing  
Volumetric distribution  
Reduction of wastage



#### Management software

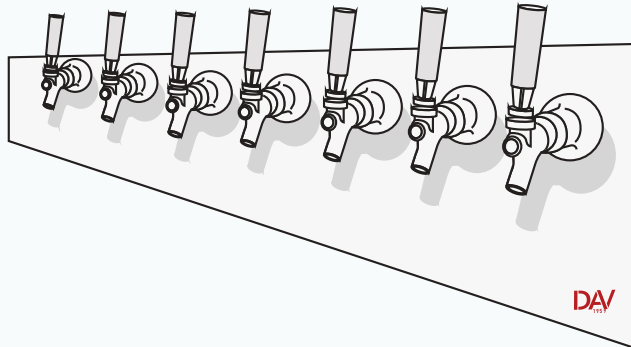
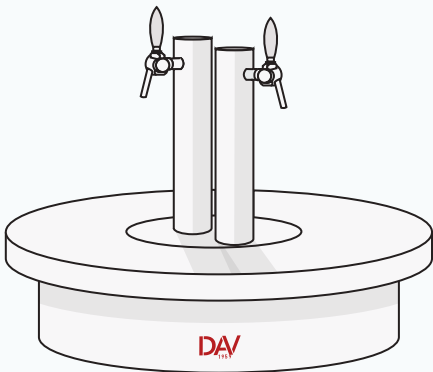
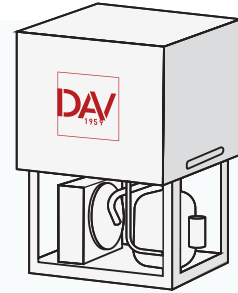
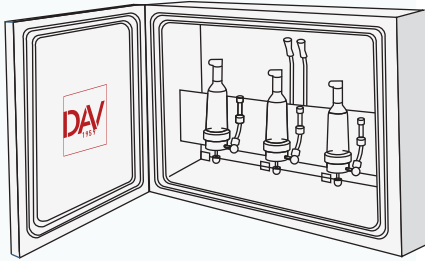
Real-time control & management



#### Service mobility

Available on mobile, iPad

BEFORE ANYTHING ELSE, A SUITABLE HYDRAULIC INSTALLATION



CUSTOMER BENEFITS



n

MANAGEMENT EQUIPMENT  
**168** MANAGEMENT SYSTEM

**DISCOVER ALSO**  
*our event and festival dispensing units with  
management system*



**SELF-SERVICE REFRIGERATOR WITH  
MANAGEMENT SCREEN**

**FLEXIBLE CONFIGURATION**  
COMPATIBLE WITH KEGS OR TANKS

**SELF-SERVICE**  
SELF-SERVICE AND RFID CARD PAYMENT

**REDUCED WAITING TIME**  
NO MORE QUEUES, CONTINUOUS SERVICE WITHOUT  
INTERRUPTION



EN SAVOIR PLUS SUR  
L'OFFRE COMPLÈTE



**UNREFRIGERATED COOLING UNIT**

REF.	DESIGNATION	NUMBER OF KEG END DETECTORS	DIMENSION	ADDITIONAL INFORMATION
P4370	UNREFRIGERATED COOLING UNIT	1 TO 3	L.500 X D.200 X H 500MM	DETECTORS AND BRACKET VALVES NOT PROVIDED
P4371	UNREFRIGERATED COOLING UNIT	1 TO 4	L.500 X D.200 X H 670MM	DETECTORS AND BRACKET VALVES NOT PROVIDED

**CONNECTION KIT FOR PYTHON TUBE**

REF.	DESIGNATION	NB OF TAPS
P4370C	CONNECTION KIT FOR PYTHON TUBE	1T
P4370B	CONNECTION KIT FOR PYTHON TUBE	2T
P4370A	CONNECTION KIT FOR PYTHON TUBE	3T
P4371A	CONNECTION KIT FOR PYTHON TUBE	4T



**FOAM STOP ON KEG DISPENSE HEADS**

REF.	DESIGNATION
A9009	FOAM STOP ON KEG DISPENSE HEADS

**FOAM DETECTOR**

**FOAM DETECTOR WALL-MOUNTED WITH ELECTRICAL PROBE**



REF.	DESIGNATION
A7025	FOAM DETECTOR MOUNTED WALL WITH ELECTRICAL PROBE
P5923	SEAL FOR FOAM DETECTOR

**FOAM DETECTOR WALL-MOUNTED WHITE**



REF.	DESIGNATION
A7011	FOAM DETECTOR WALL-MOUNTED WHITE

**FOAM DETECTOR WALL-MOUNTED STAINLESS STEEL**



REF.	DESIGNATION
P4601	FOAM DETECTOR WALL-MOUNTED STAINLESS STEEL

**D5 DRAIN HOSE FOR A7011 DETECTOR**



REF.	DESIGNATION	ADDITIONAL INFORMATION
A8194	D5 DRAIN HOSE FOR A7011 DETECTOR	CROWN OF 100M

**T-SHAPED D5 DRAIN (REF JG PM0205E)**



REF.	DESIGNATION
D3617U	T-SHAPED D5 DRAIN (REF JG PM0205E)

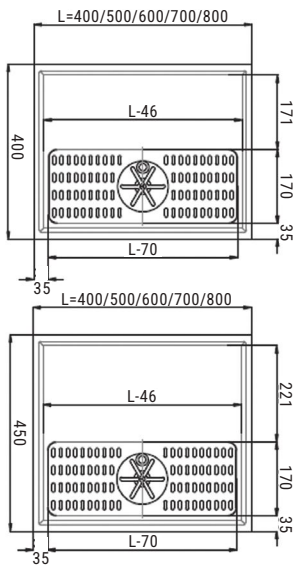
**BRACKET TAP**



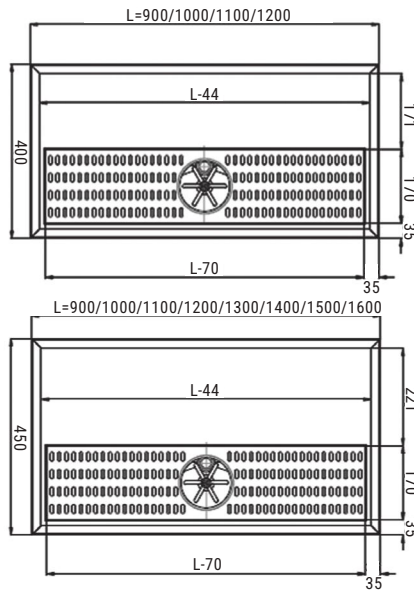
REF.	DESIGNATION
P5900	BRACKET TAP



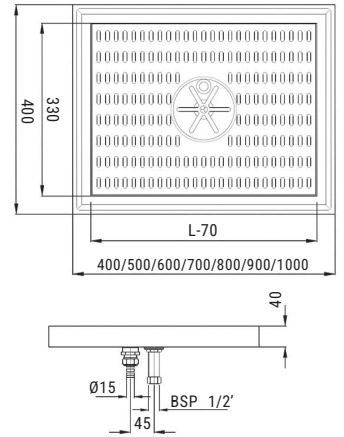




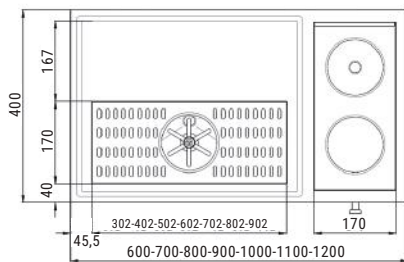
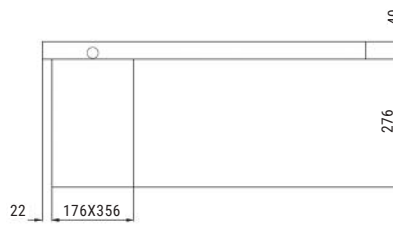
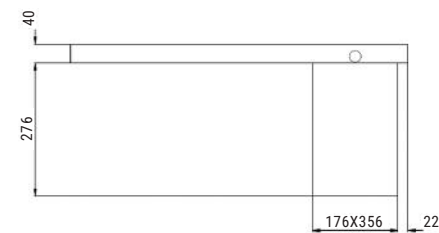
INCLINE OF 6MM



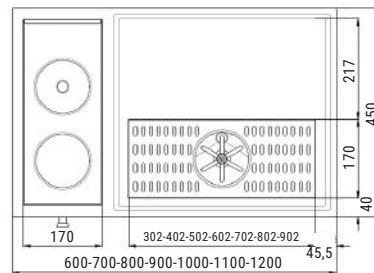
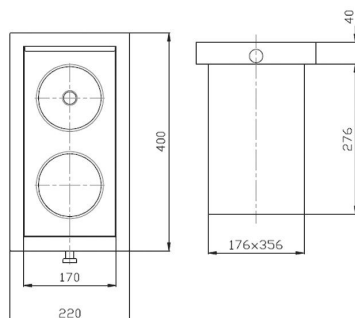
INCLINE OF 4MM



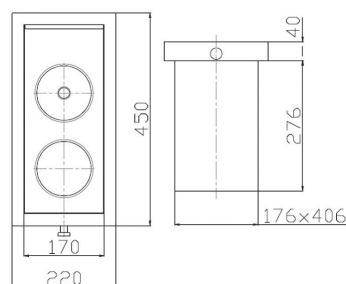
### GLASS WASHER TRAY



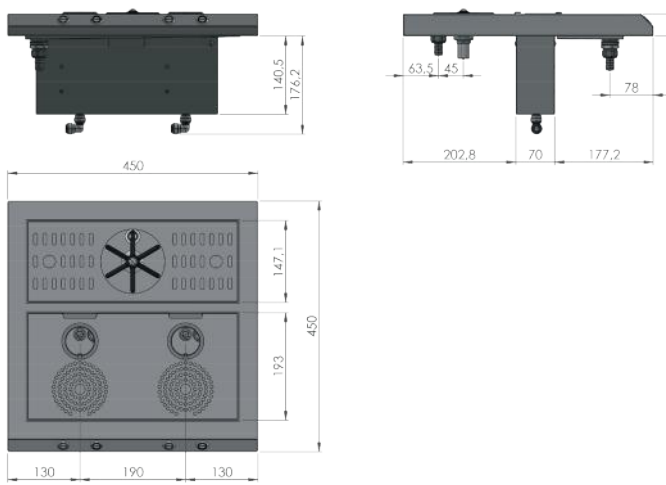
TANK SPÜLBOY 400



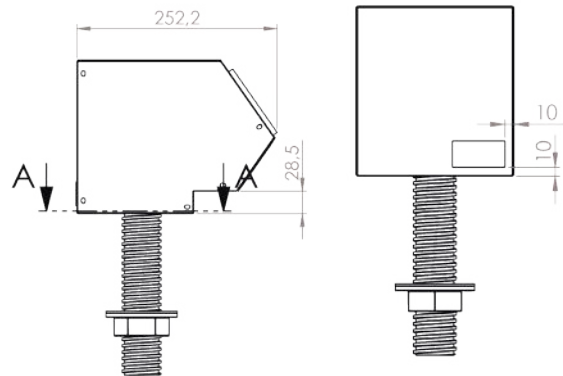
TANK SPÜLBOY 450



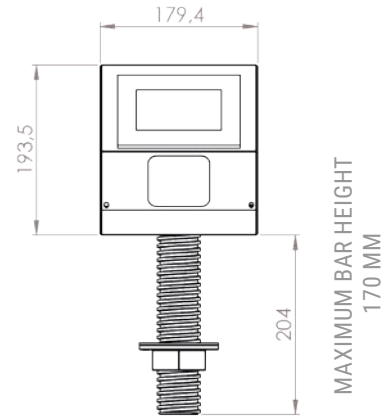
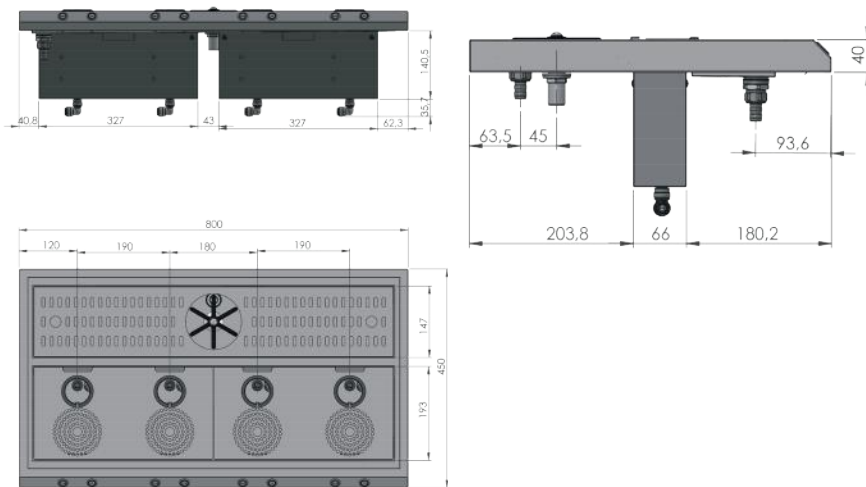
## BEER-UP SYSTEM 2T TRAY



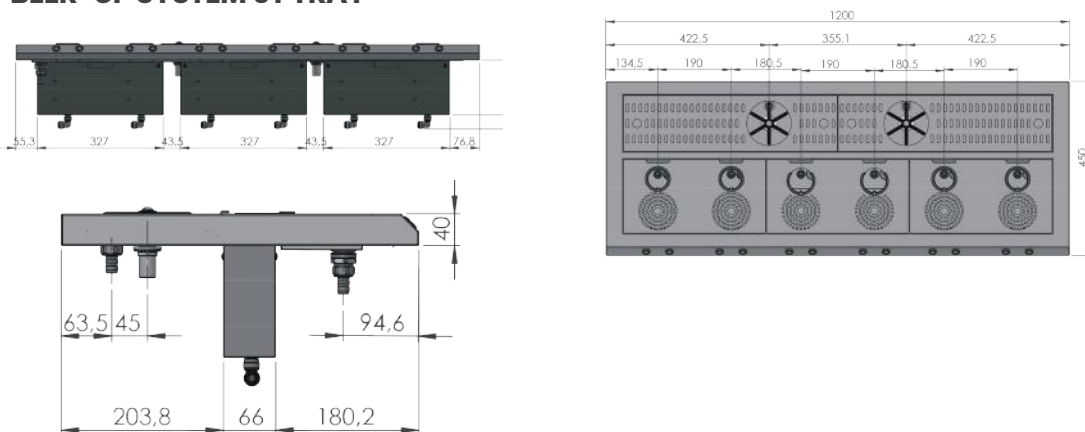
## BOX-UP



## BEER-UP SYSTEM 4T TRAY



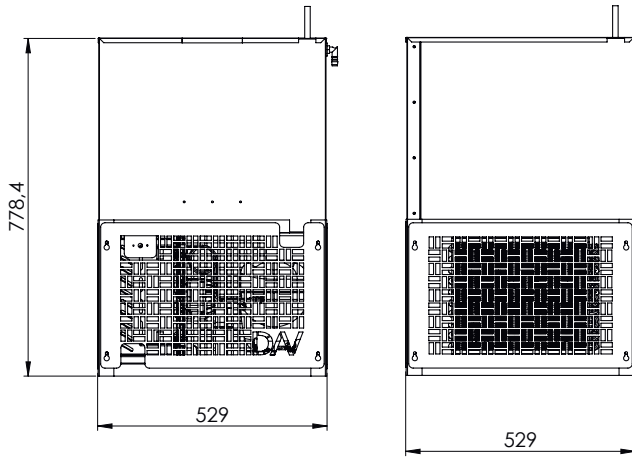
## BEER-UP SYSTEM 6T TRAY



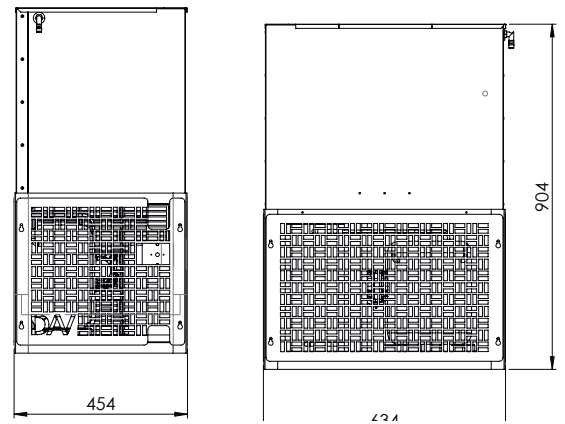
# 174 APPENDICES AND DRAWING

## COOLING UNIT

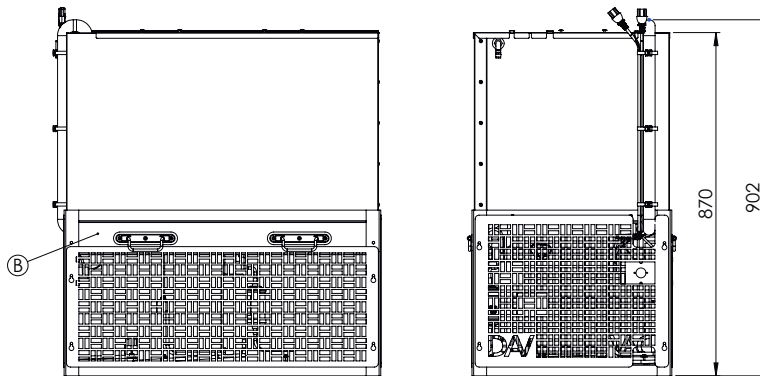
**D1028PREMIUM**



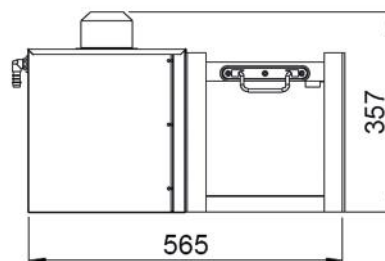
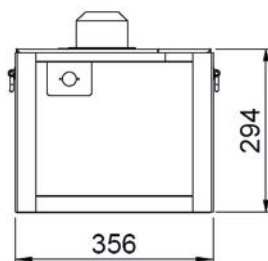
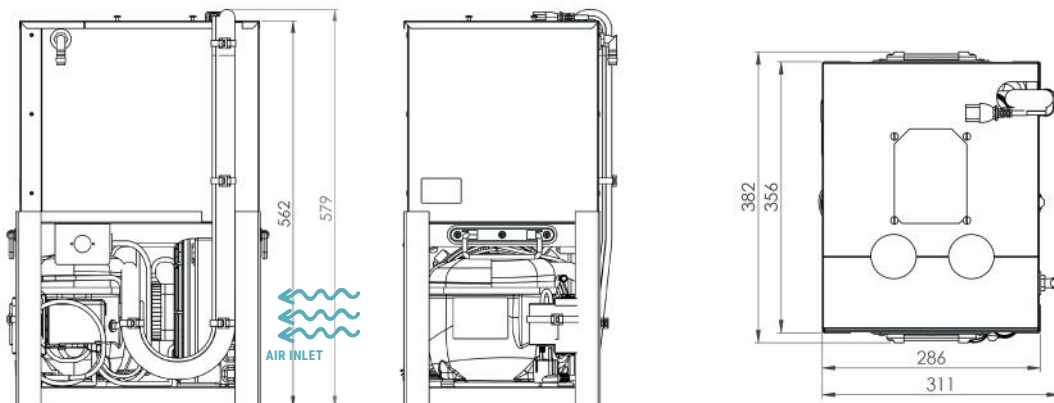
**D1039PREMIUM ET D1050PREMIUM**



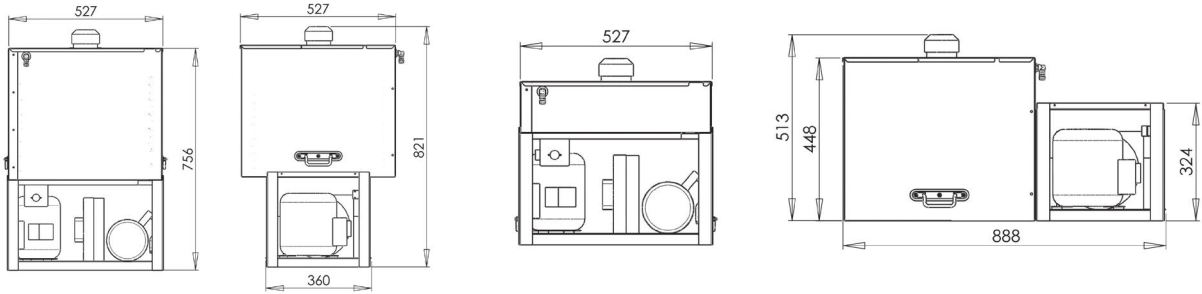
**D1054PREMIUM ET D1066PREMIUM**



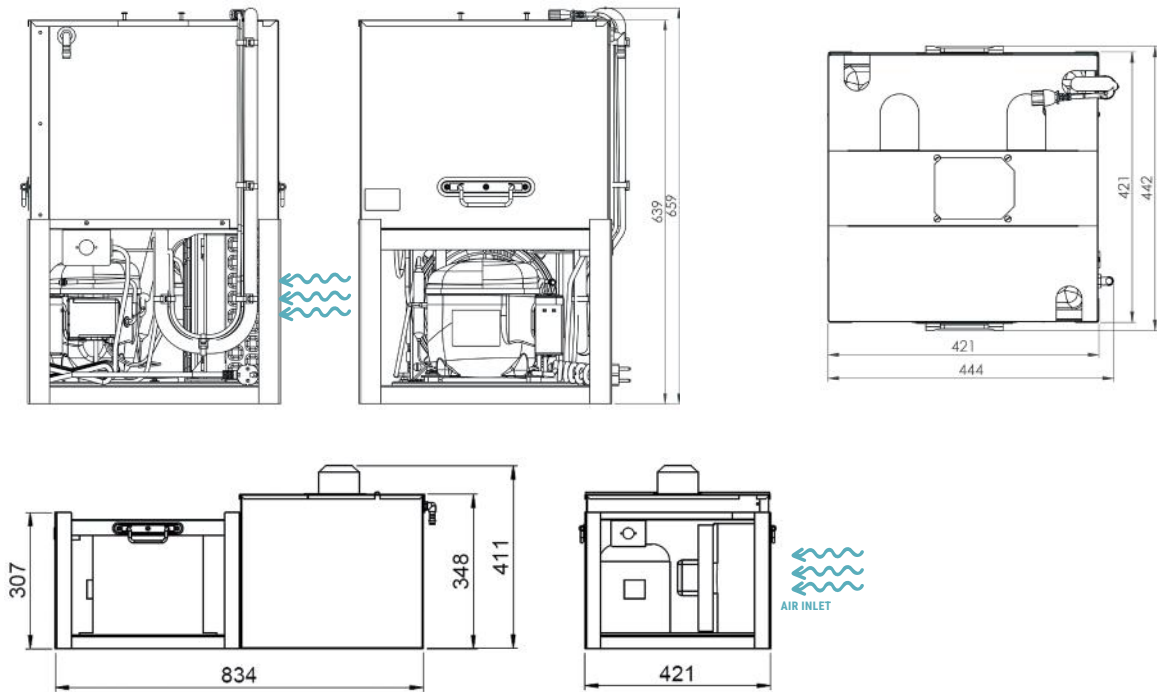
**ITBG D1033G**



### 4TBG D1046CE

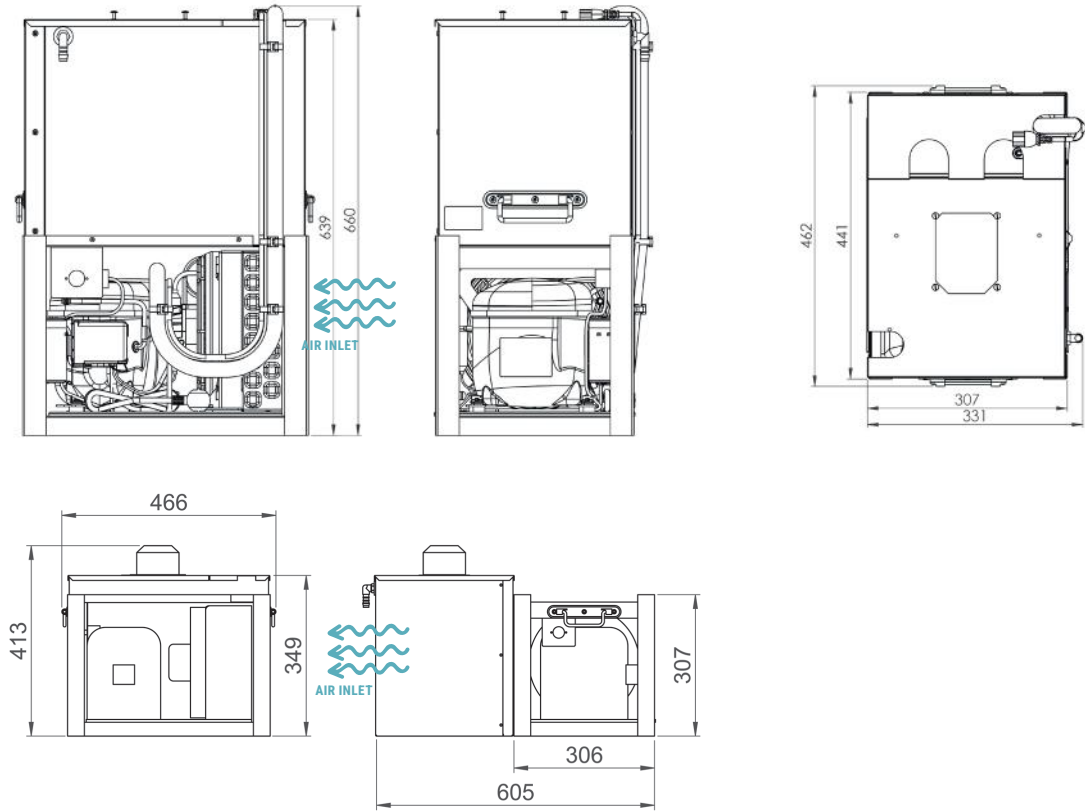


### 2TBG D1034G - D1032G

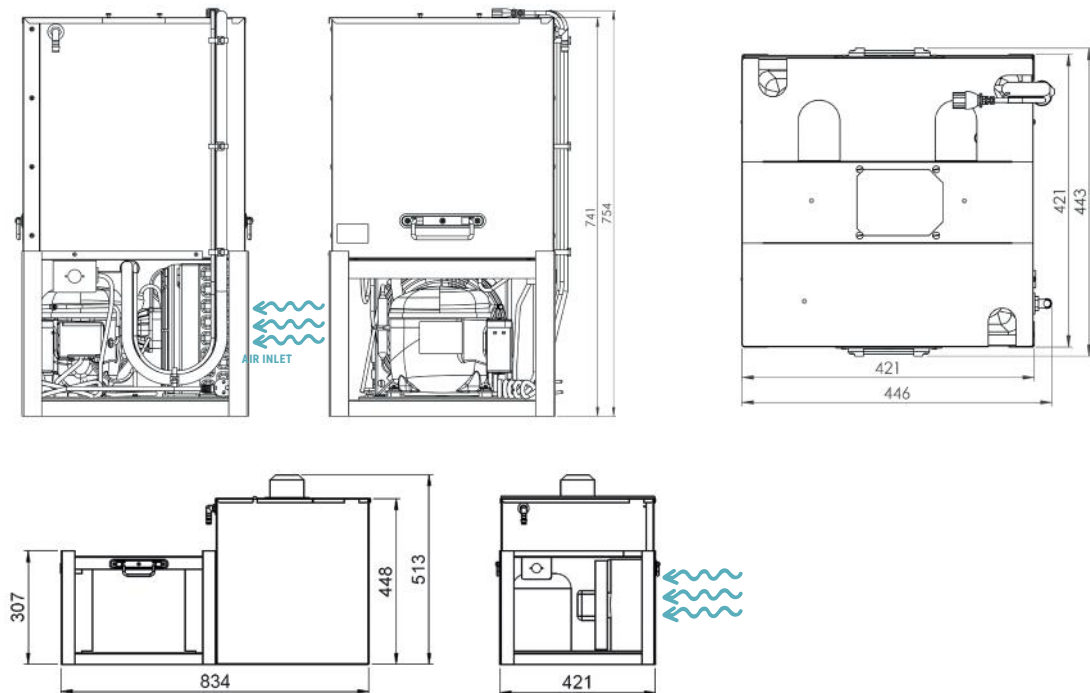


## COOLER

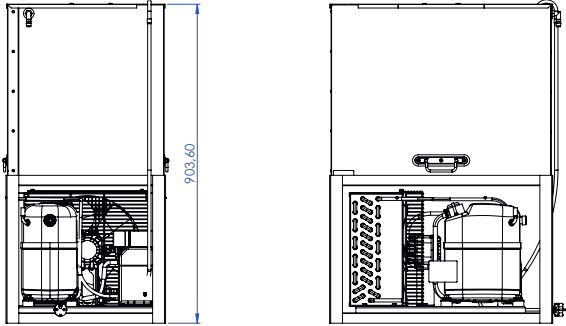
### 2TBG DI032RECG



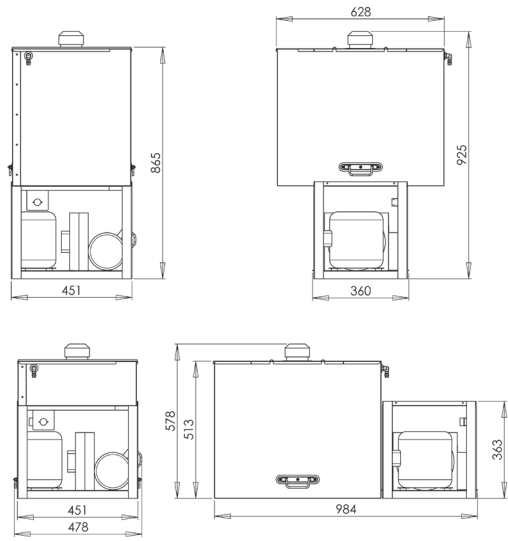
### 3TBG DI035G



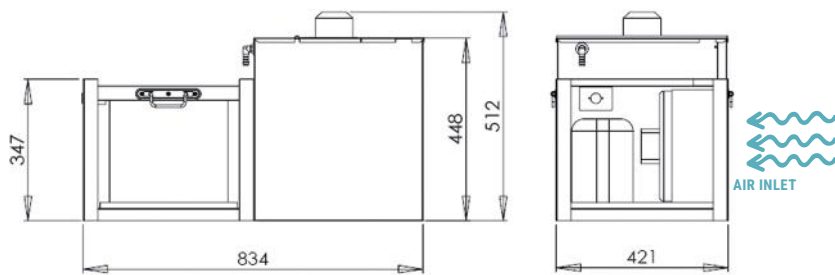
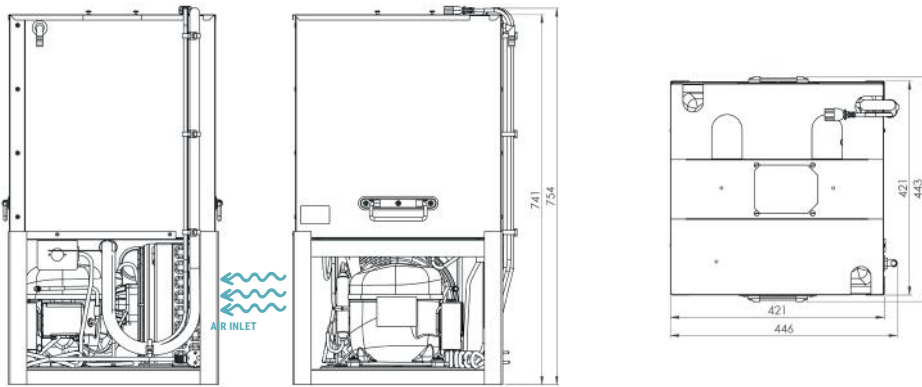
**D1039**



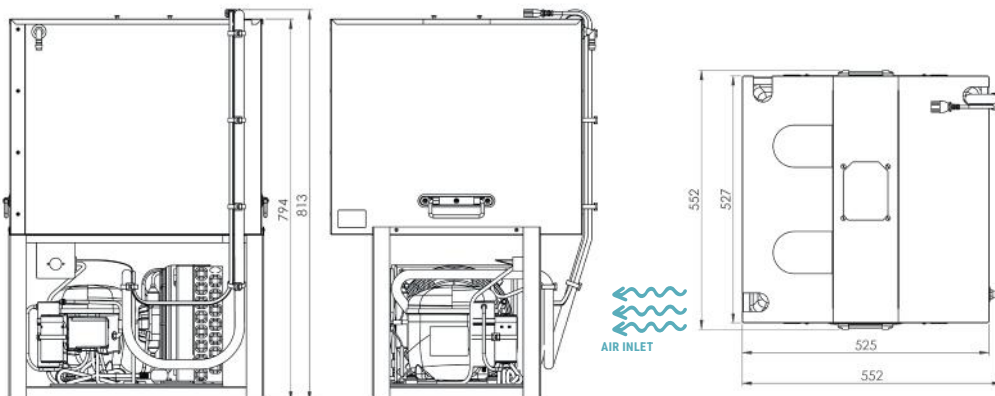
**6TBG D1058CE**



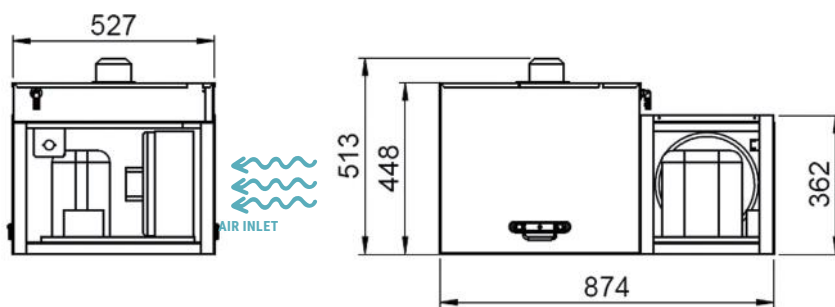
**3TBG D1061G**



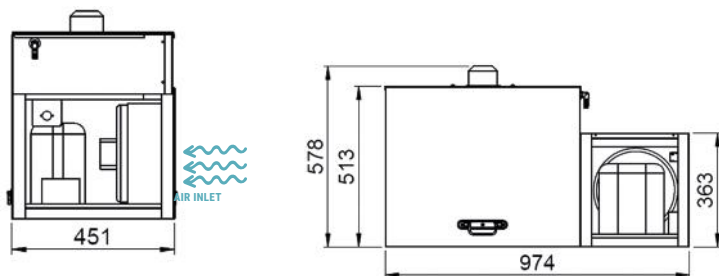
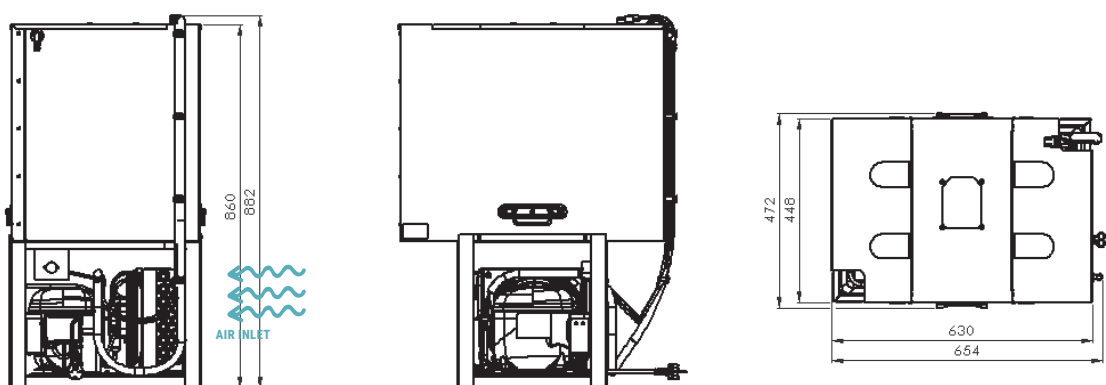
**4TBG D1046G - 5TBG : D1037G**



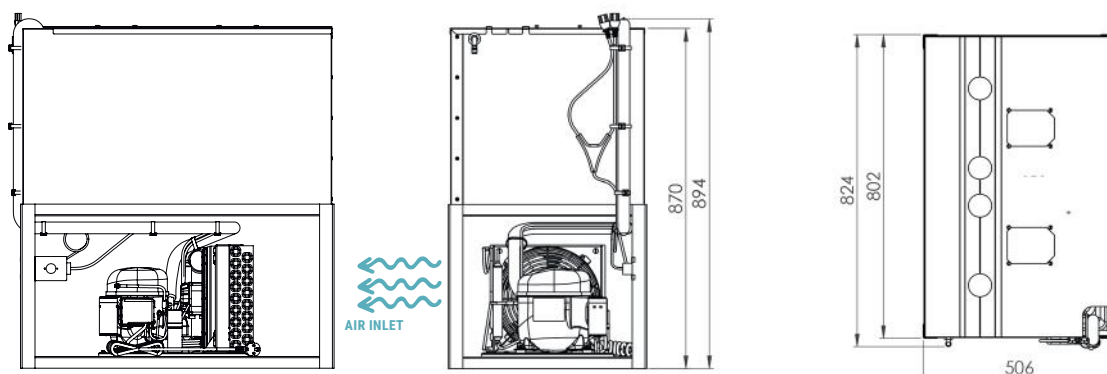
## COOLER



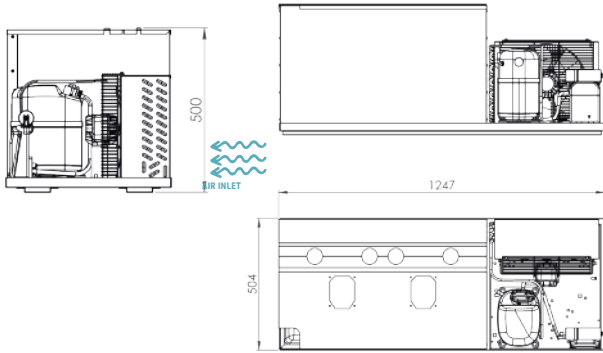
**6TBG D1038G - D1058 G - D1050**



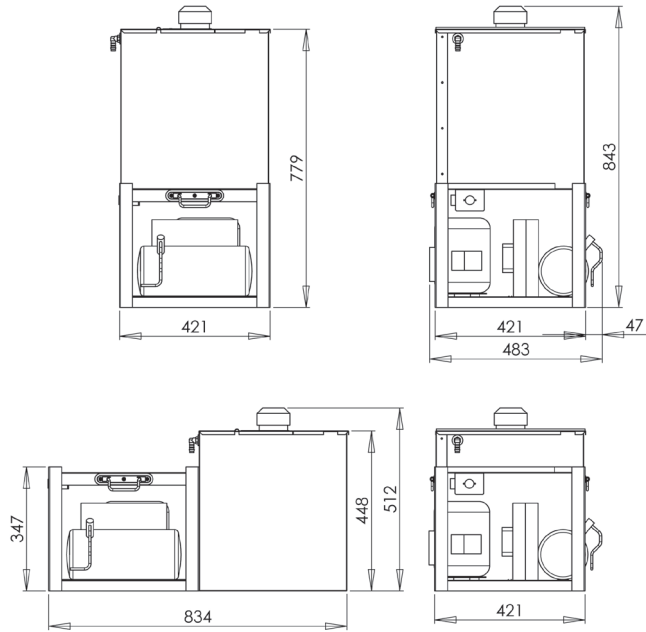
**8TBG D1066 - D1054- D1054CE**



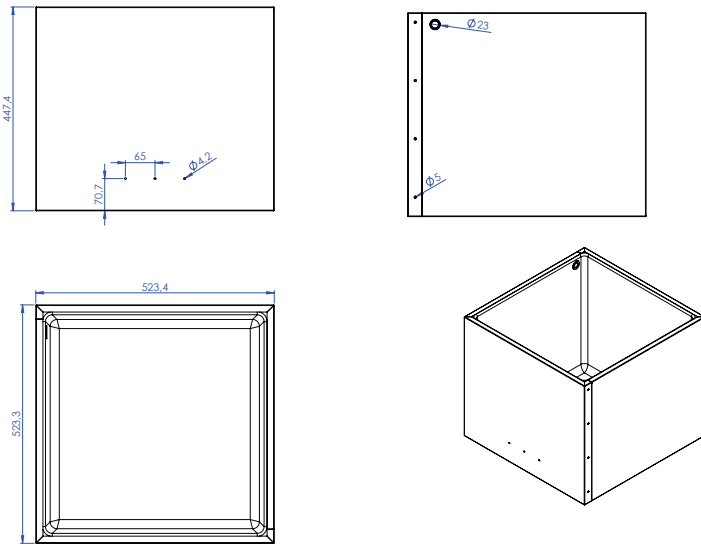
8 TBG D1155



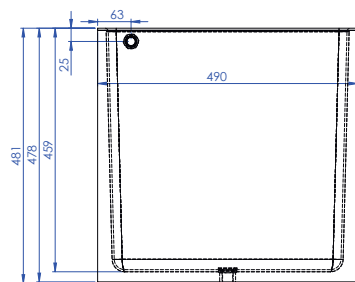
3TBG D1061CE



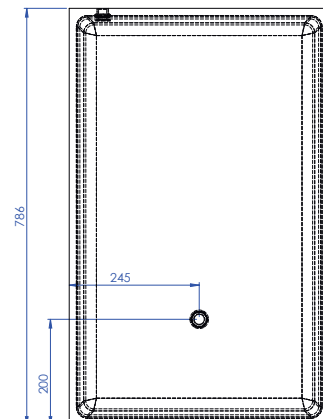
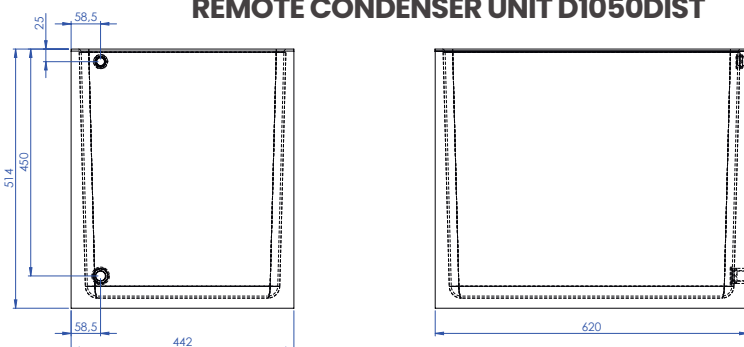
REMOTE CONDENSER UNIT D1037DIST



REMOTE CONDENSER UNIT D1054DIST

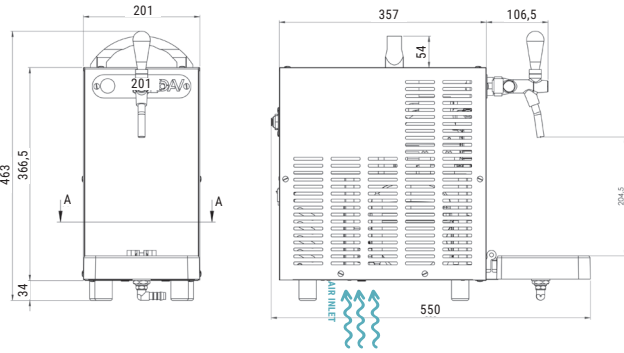


REMOTE CONDENSER UNIT D1050DIST

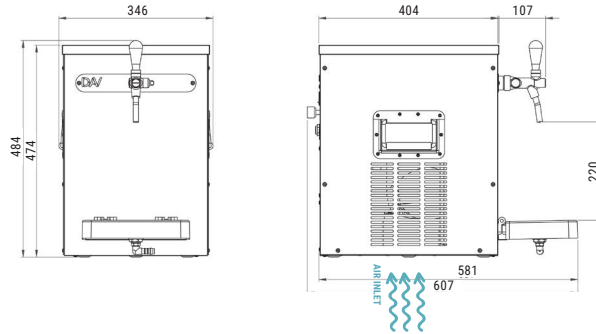




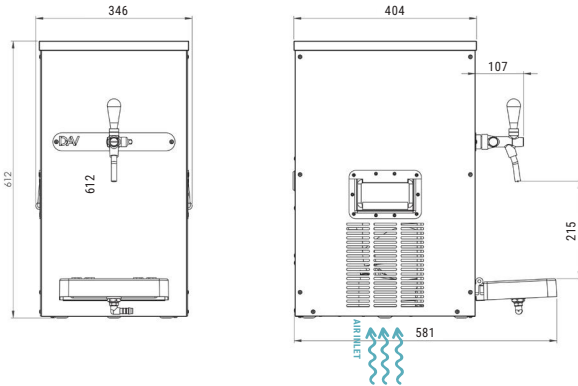
**ALASKA D3081N**



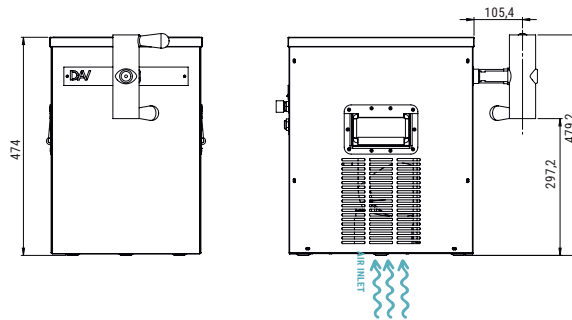
**ALASKA D3083N - D3088N**



**ALASKA D3083NT**

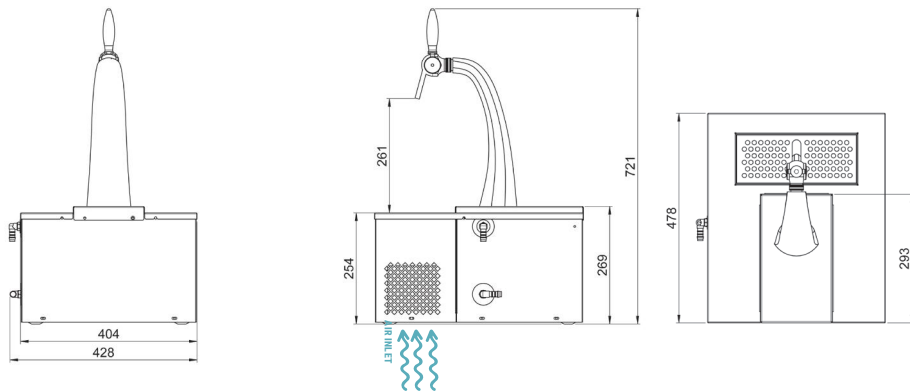


**ALASKA PEGAS D3088NPEG**



If 2 taps: 100 mm spacing between the two faucets

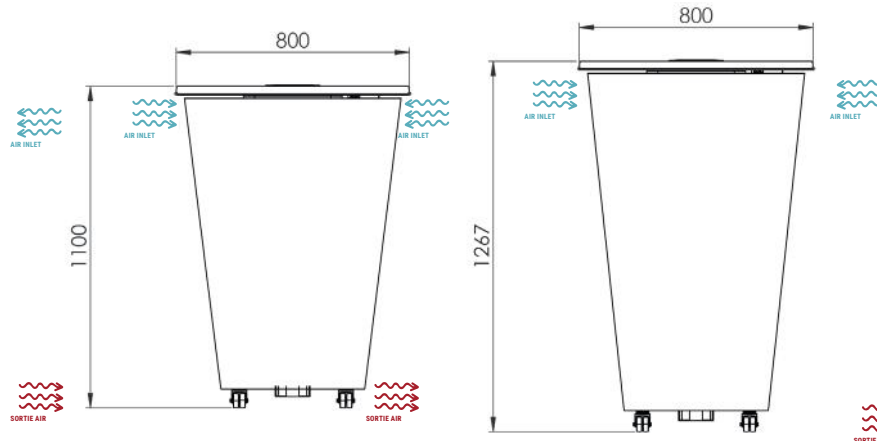
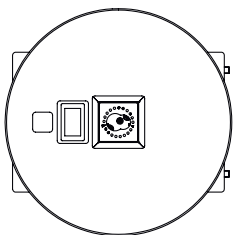
**BIERCLUB D3106**



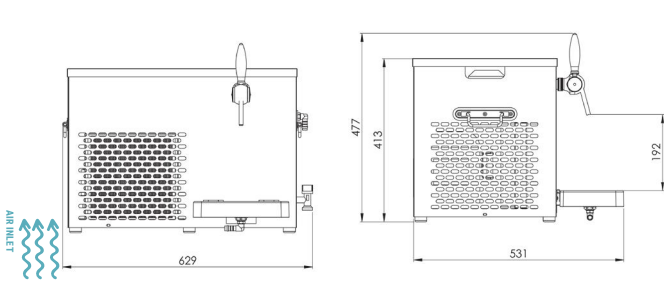
**D3021BUTH110 (SAML)**

**D3021BUTH125 (BIG)**

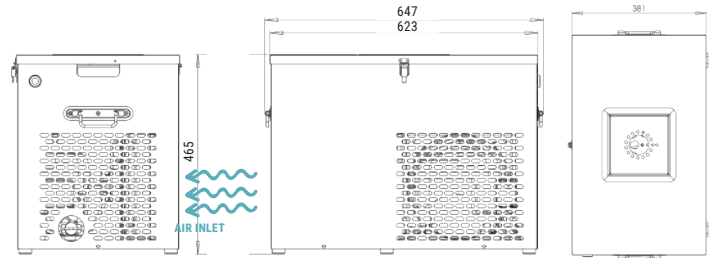
**STAND UP BEER UP**



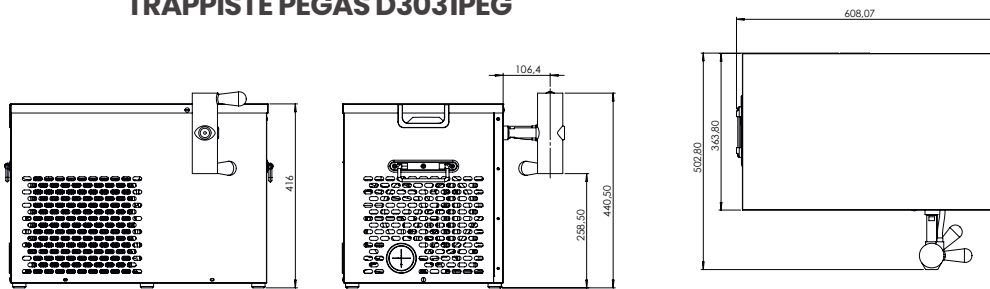
**TRAPPISTE D3031**



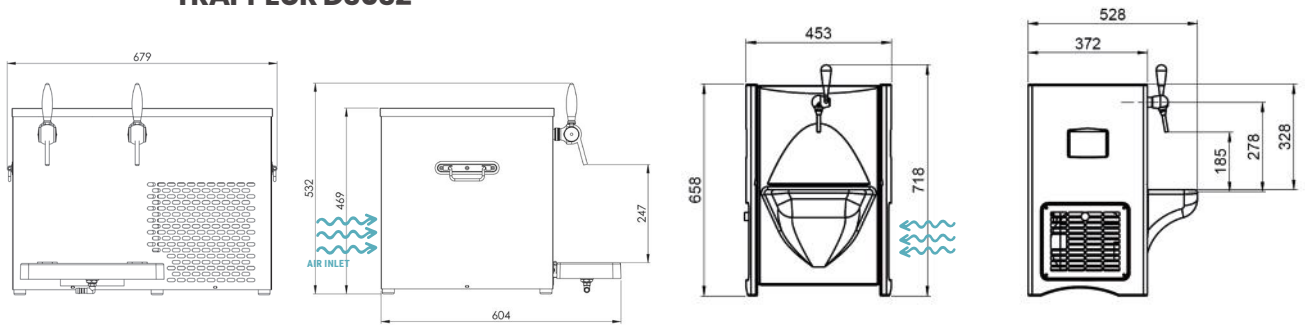
**TRAPPISTE BEER UP D3021BU**



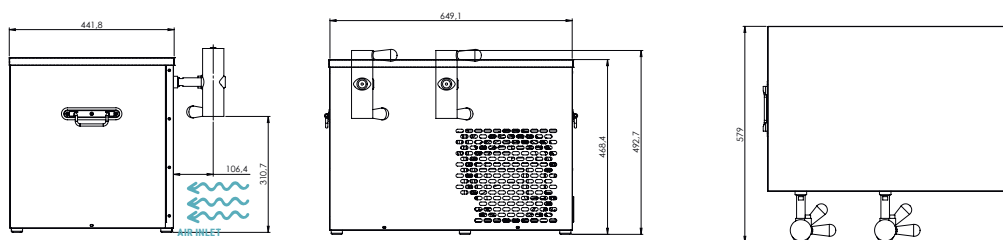
**TRAPPISTE PEGAS D3031PEG**



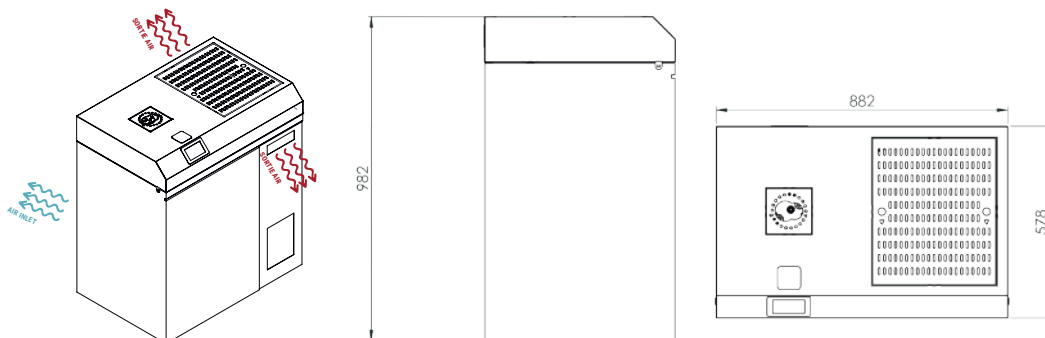
**TRAPPEUR D3032**



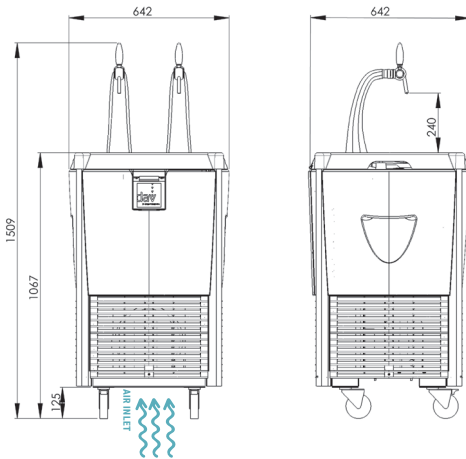
**TRAPPEUR PEGAS D3032PEG**



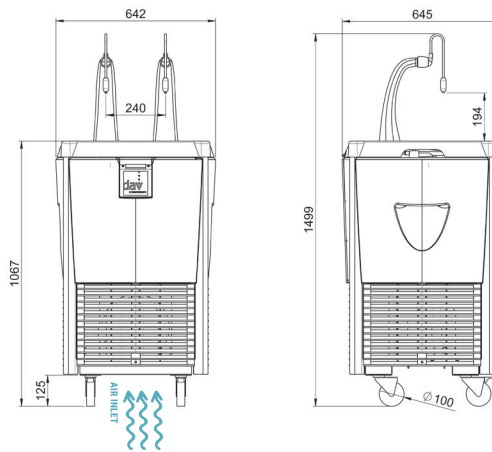
**SELFUP BEER UP D3458**



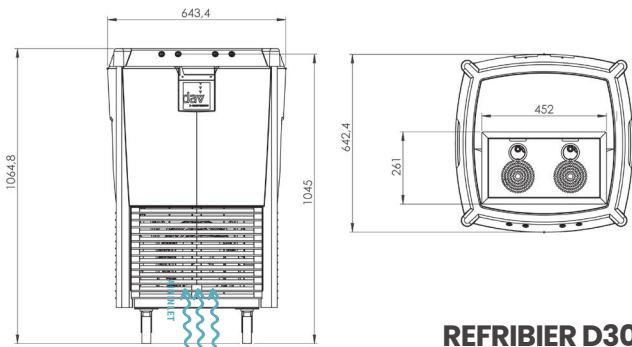
**NOMADE D11202T - D11232T**



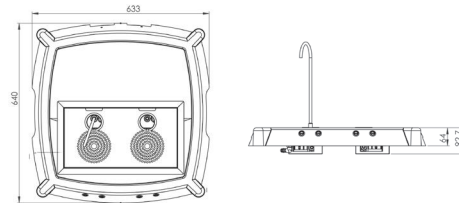
**NOMADE EASYTAP® D11202TEA**



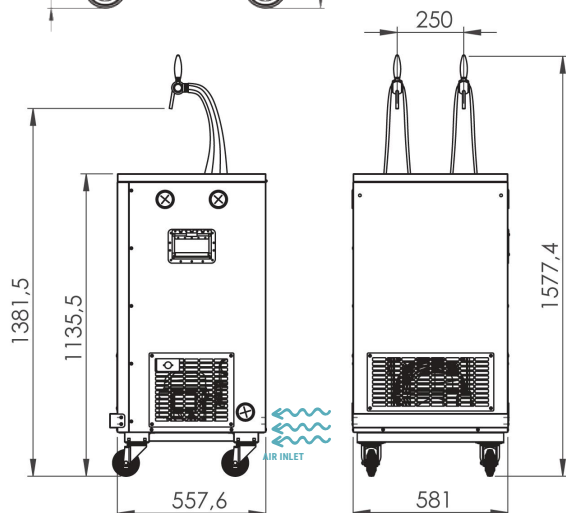
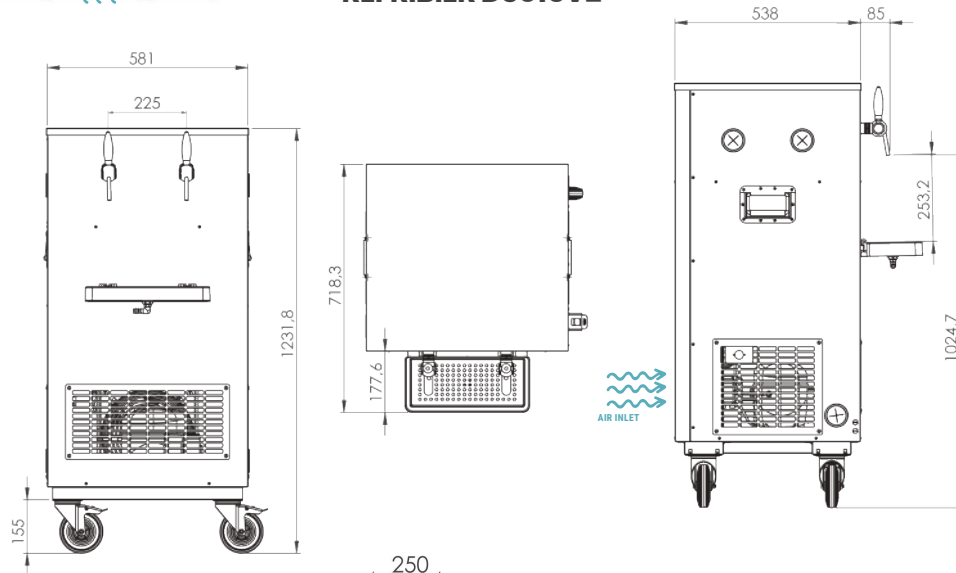
**NOMADE BEER UP D11232TBU**



**PLATINE BEER UP NOMADE L02494BU**

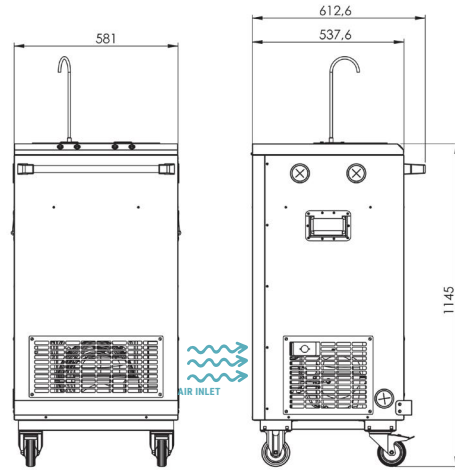


**REFRIBIER D3015V2**

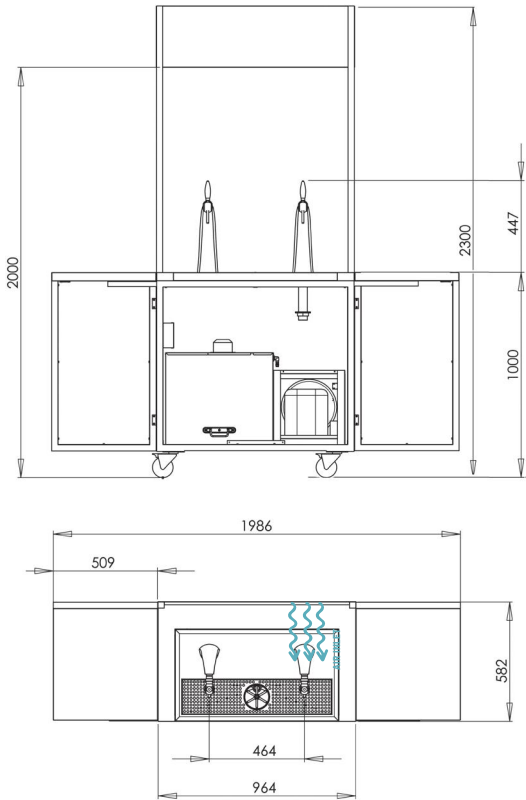


**IGLOO D3076**

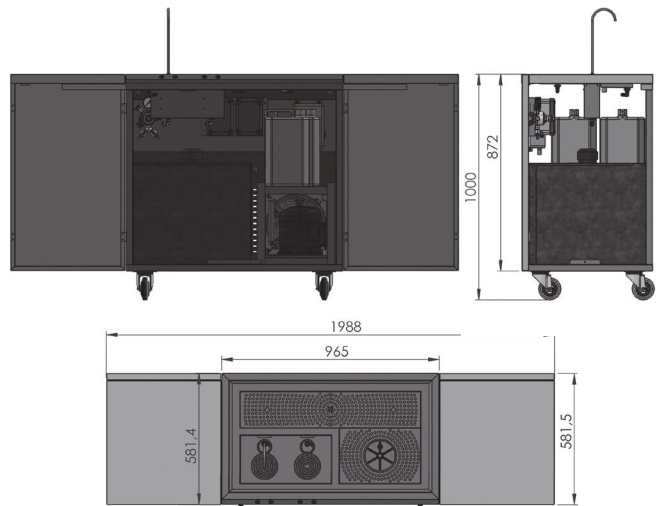
**IGLOO BEER UP D3076BU**



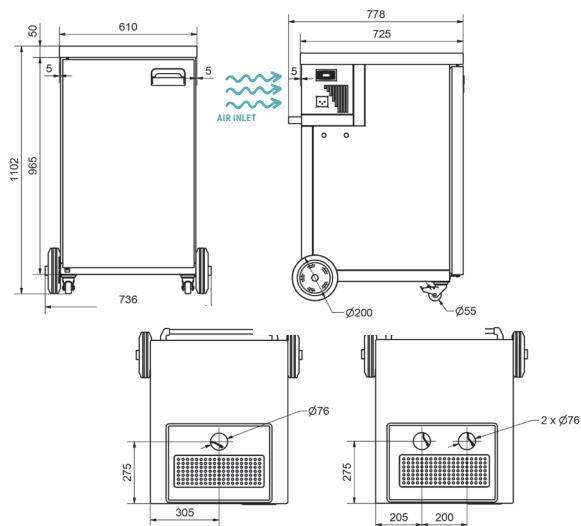
**ROLLER-STAND D306534C**



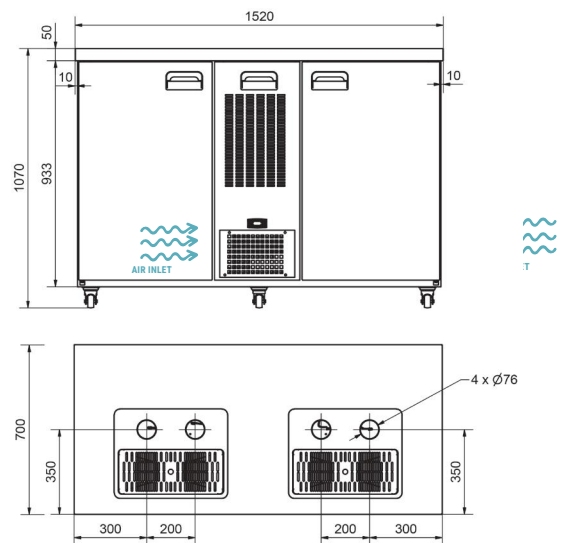
**ROLLER-STAND BEER UP D306534BU**



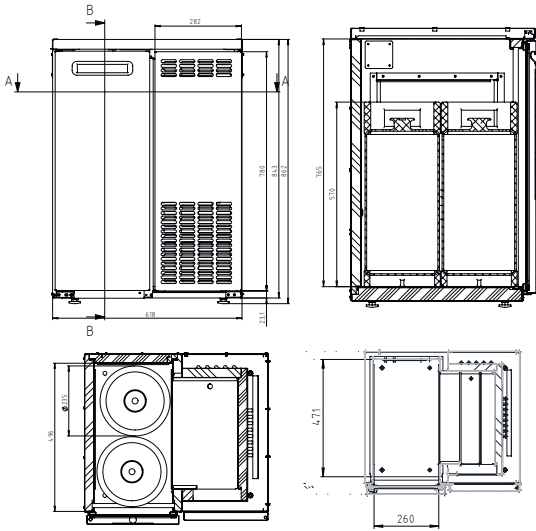
**STAR 25 D30901 - D30902**



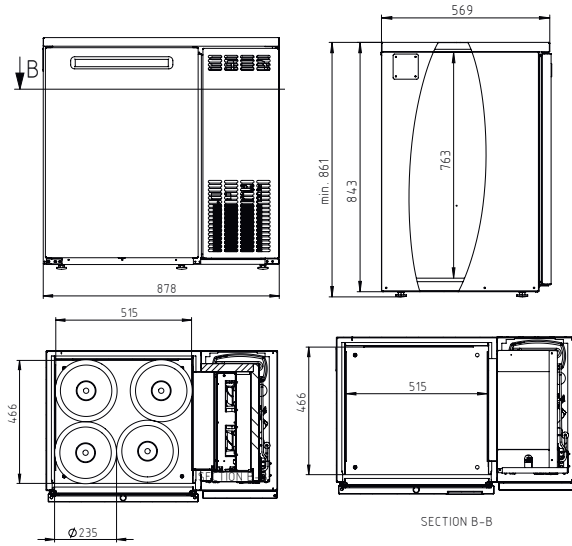
**STAR 40C D30912 - D30913 - D30914**



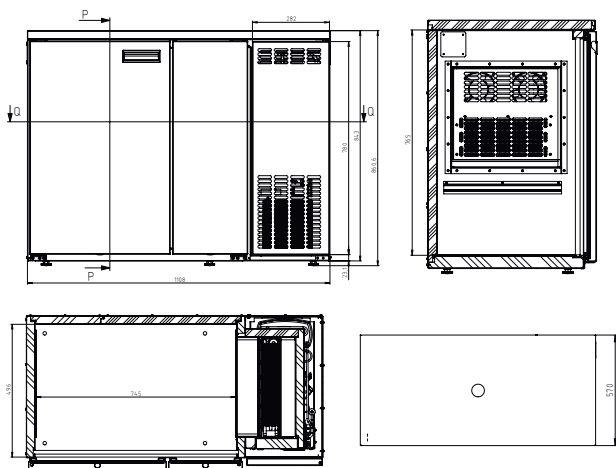
**REFRIGERATED UNIT R2034**



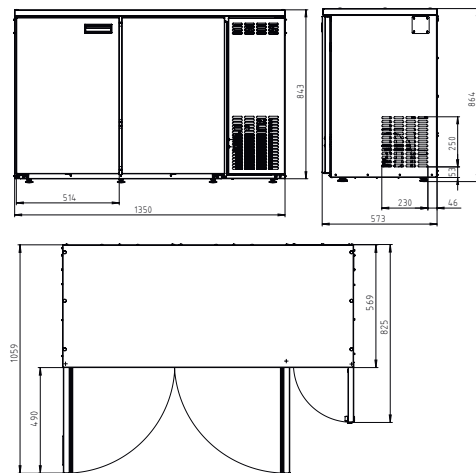
**REFRIGERATED UNIT R2035**



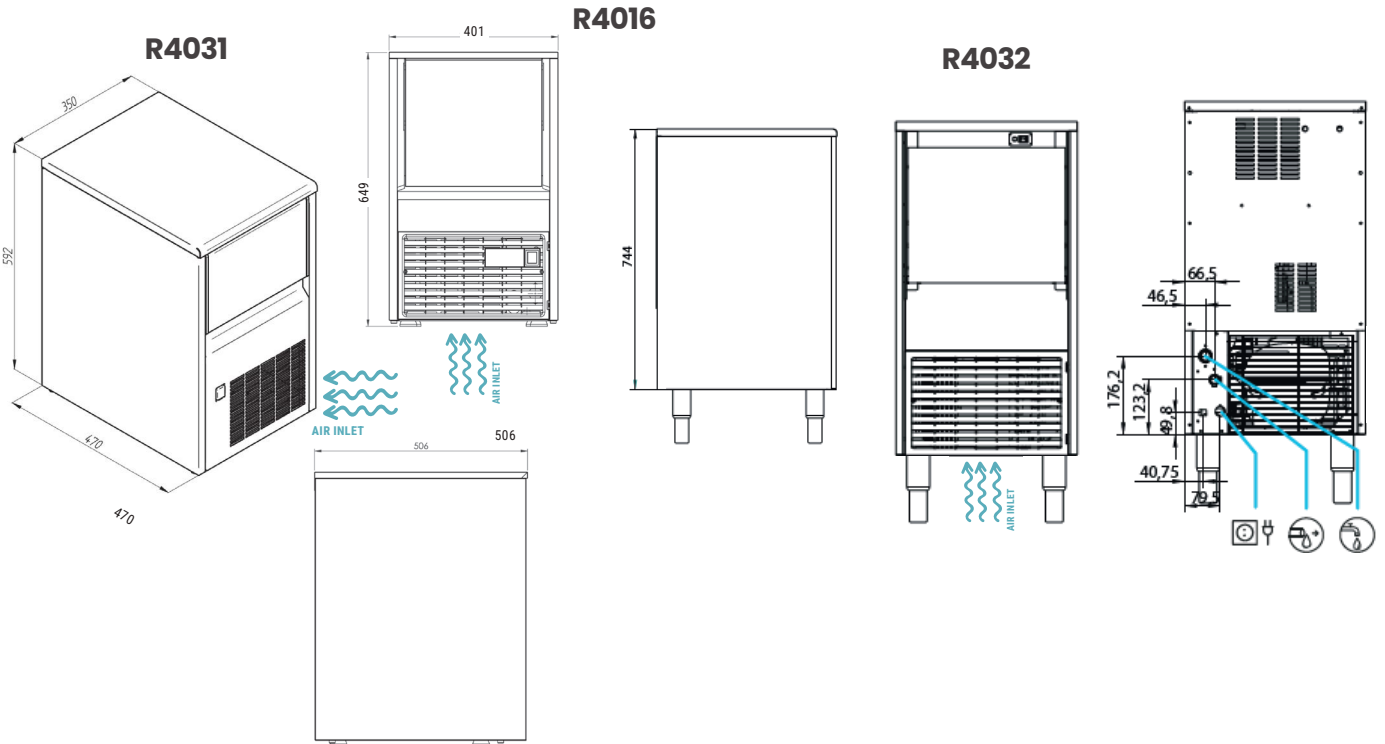
**REFRIGERATED UNIT R2036**



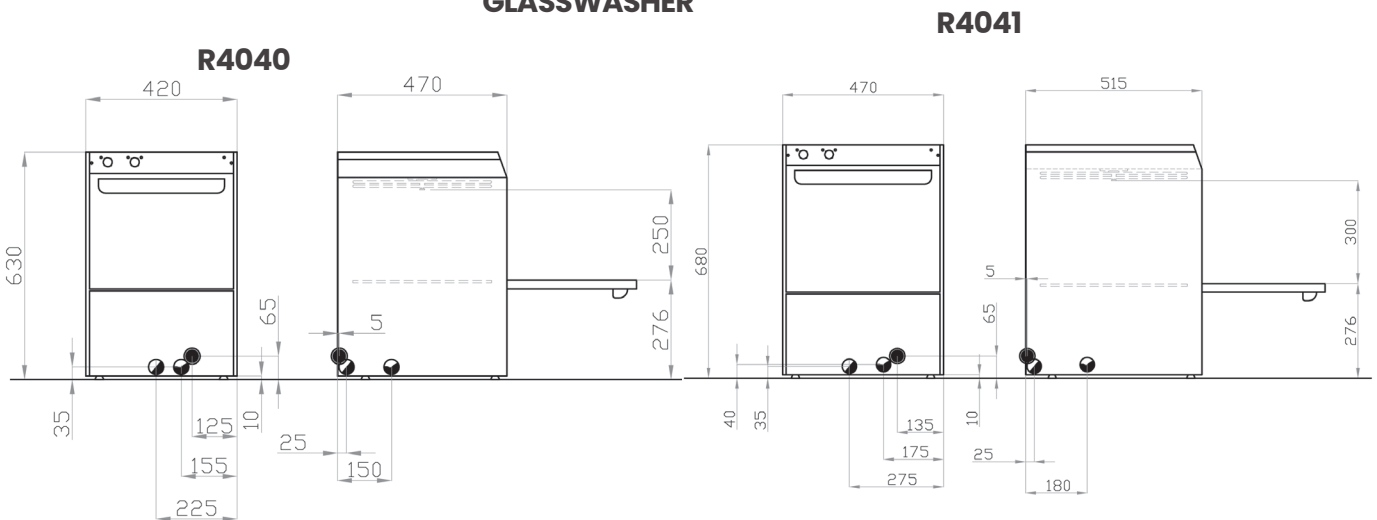
**REFRIGERATED UNIT R2037**



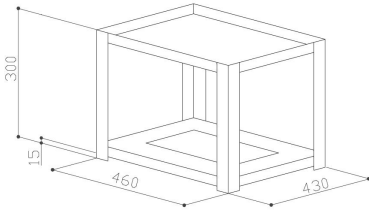
### ICE CUBE MACHINE



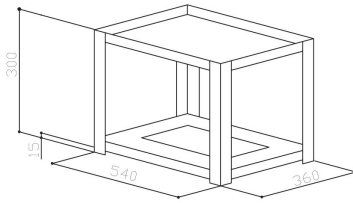
### GLASSWASHER



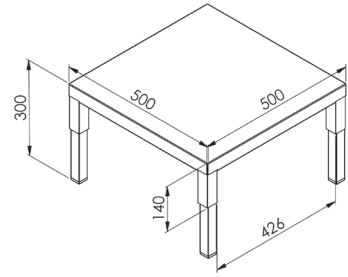
**D2889**



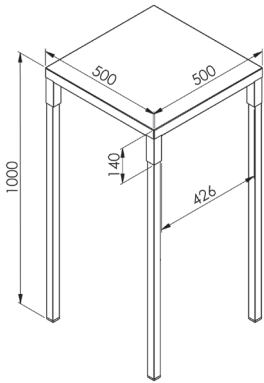
**D8061**



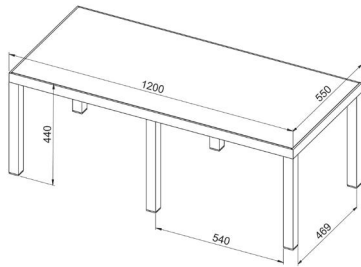
**D8241**



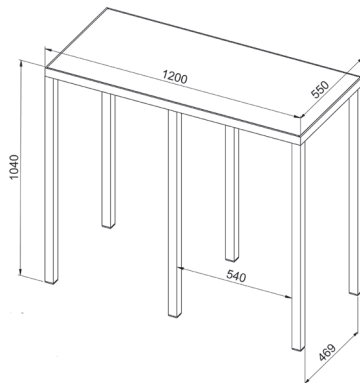
**D8241M**



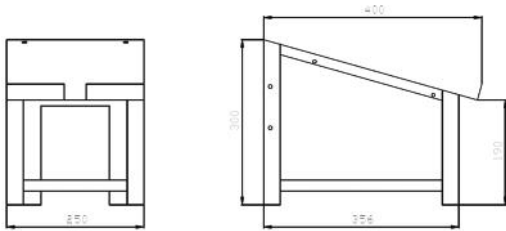
**D8290 & D8290D**



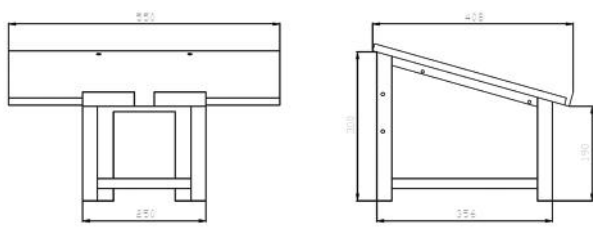
**D8290M & D8290MD**



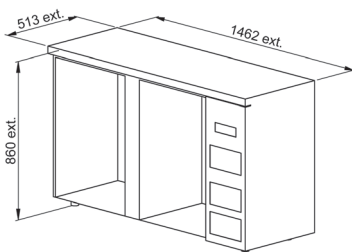
**KITABIB SINGLE**



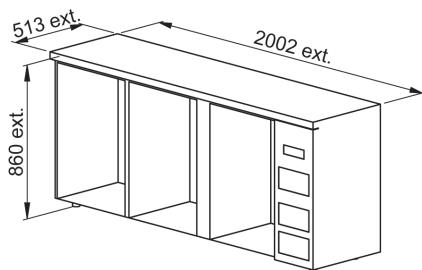
**KITABIB DOUBLE**



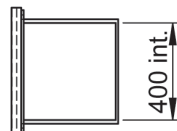
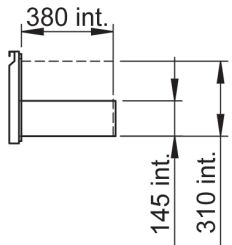
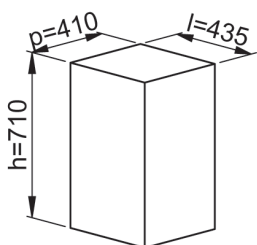
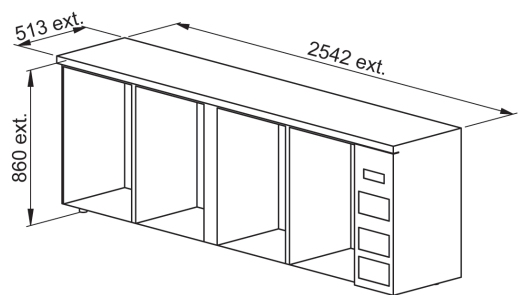
**BACK BAR UNIT, 2 DOORS**



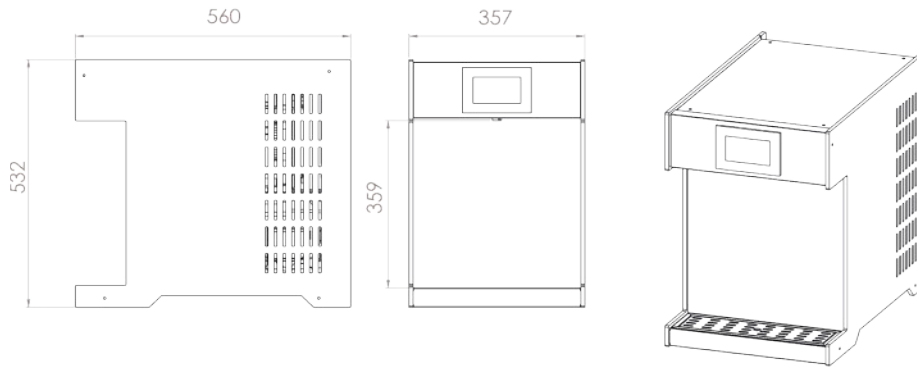
**BACK BAR UNIT, 3 DOORS**



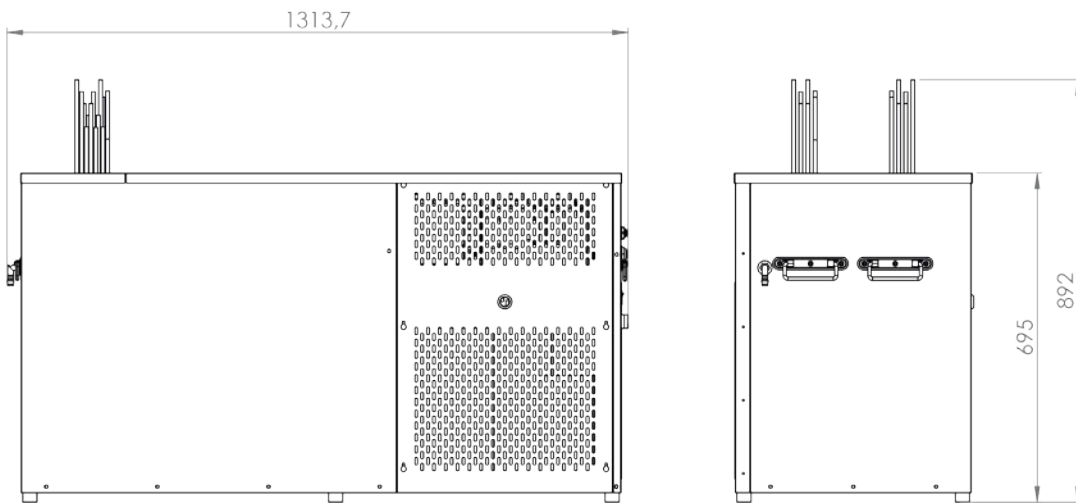
**BACK BAR UNIT, 4 DOORS**



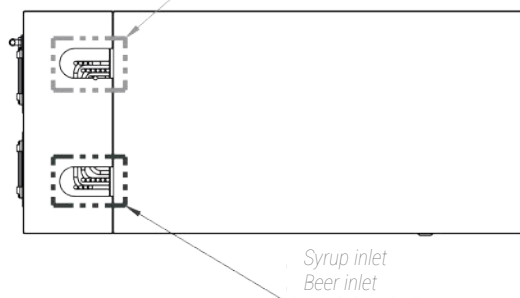
### ICE-BANK WATER FOUNTAIN.



### D1096V2

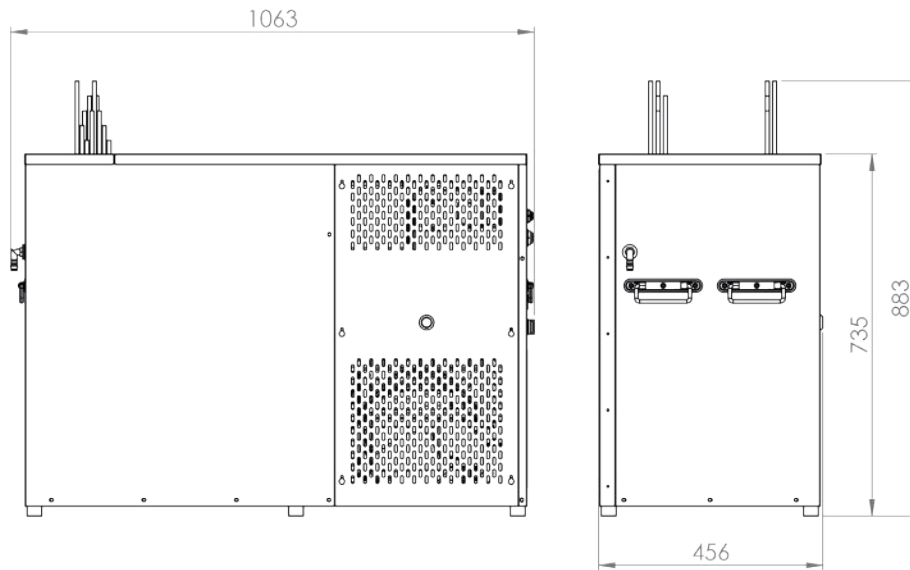


Syrup outlet  
 Beer outlet  
 Sparkling water outlet  
 Still water outlet  
 Sparkling water return  
 Python outlet/return

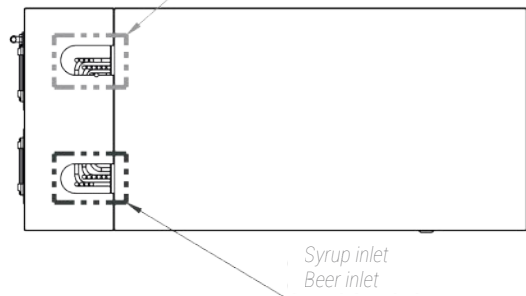


Syrup inlet  
 Beer inlet

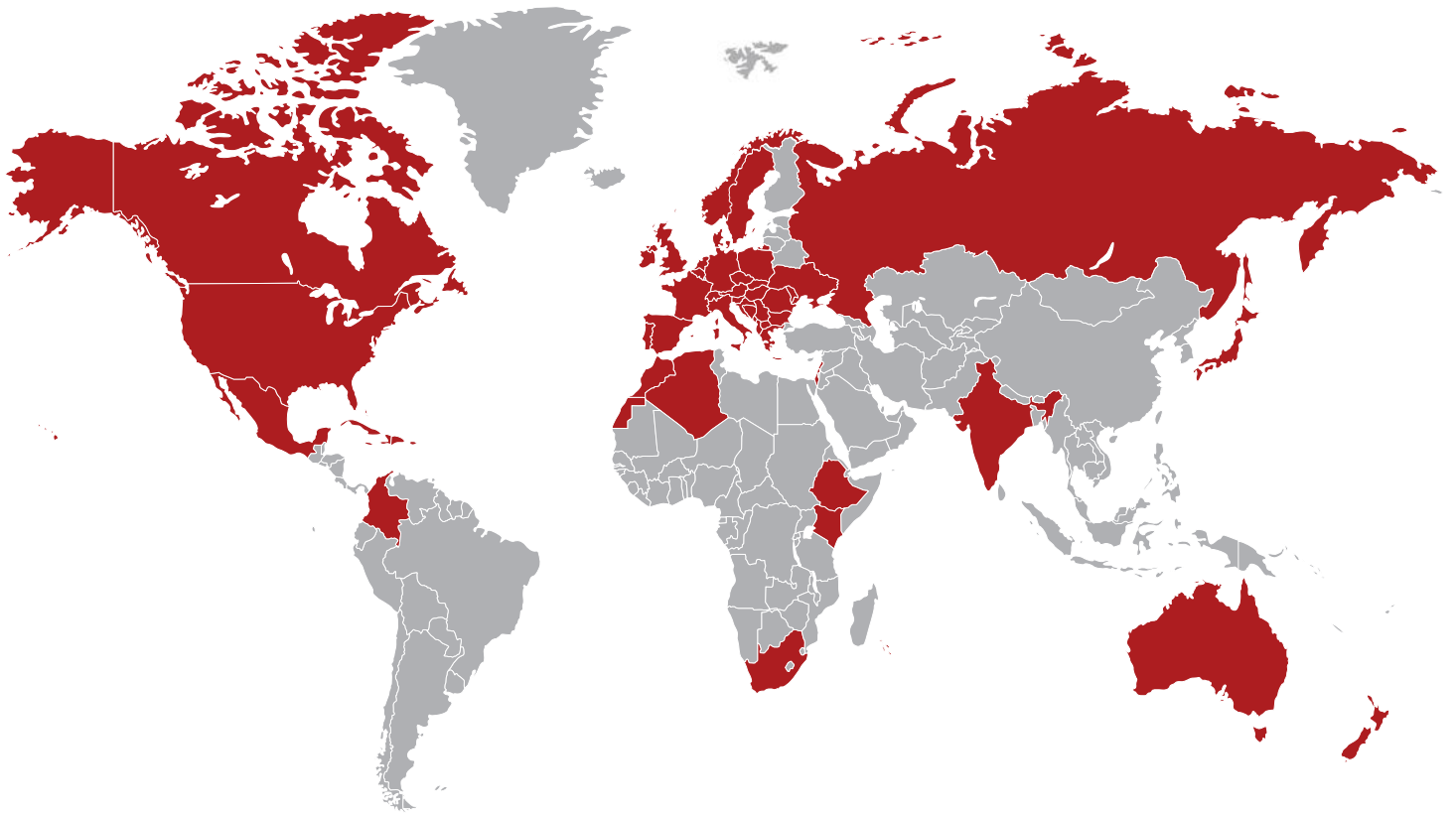
**D1095V2**



- Syrup outlet*
- Beer outlet*
- Sparkling water outlet*
- Still water outlet*
- Sparkling water return*
- Python outlet/return*



# Contact us!



**HEAD OFFICE**  
**PARC D'ACTIVITÉS DU FERRAIN**  
**ROUTE DE RONCQ**  
**59960 NEUVILLE-EN-FERRAIN**



**BRUYNVISWEG 12**  
**1531 AZ WORMER**  
**NETHERLANDS**

[export@dav-equipments.com](mailto:export@dav-equipments.com)

+33 3 20 94 60 21

[WWW.DAV-EQUIPMENTS.COM](http://WWW.DAV-EQUIPMENTS.COM)



[WWW.DAV-EQUIPMENTS.COM](http://WWW.DAV-EQUIPMENTS.COM)