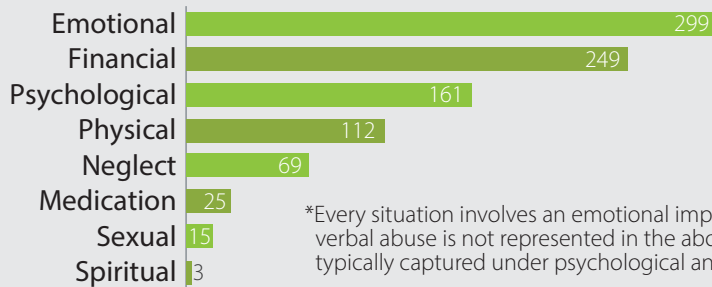


Taking Action Against ELDER ABUSE Case Management

FINAL REPORT 2023

Types of Abuse Reported



*Every situation involves an emotional impact to the older adult. While verbal abuse is not represented in the above data, it is a form of abuse typically captured under psychological and emotional abuse.

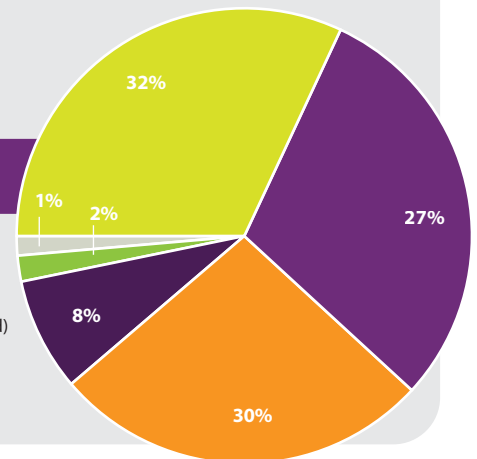



73% of seniors accessed first-time supports for abuse

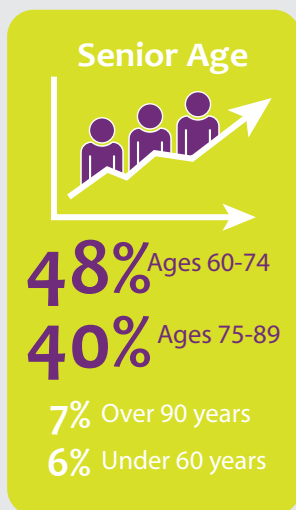
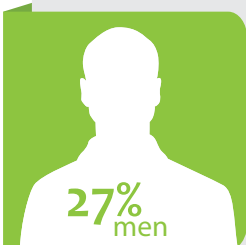
Abuse Reported By

38% of reporting came from a friend or family member highlighting the importance of providing training, by-stander training such as **It's Not Right: Neighbours, Friends, and Family.**

Only **1/3** of cases were self-reported highlighting the need for increased awareness.



Seniors Demographics



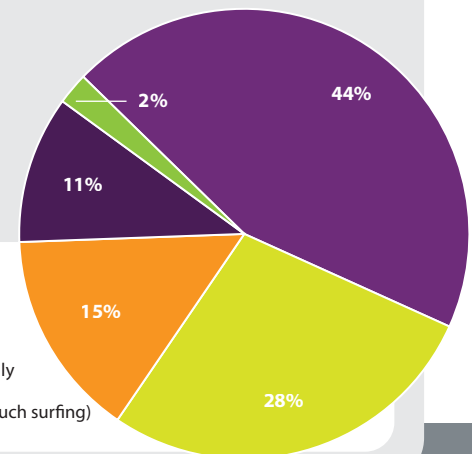
24% identified as Indigenous

4% identified as having immigrant or refugee status

Residence

96% of reported cases are living in a community (either urban or rural setting)

Housing Status



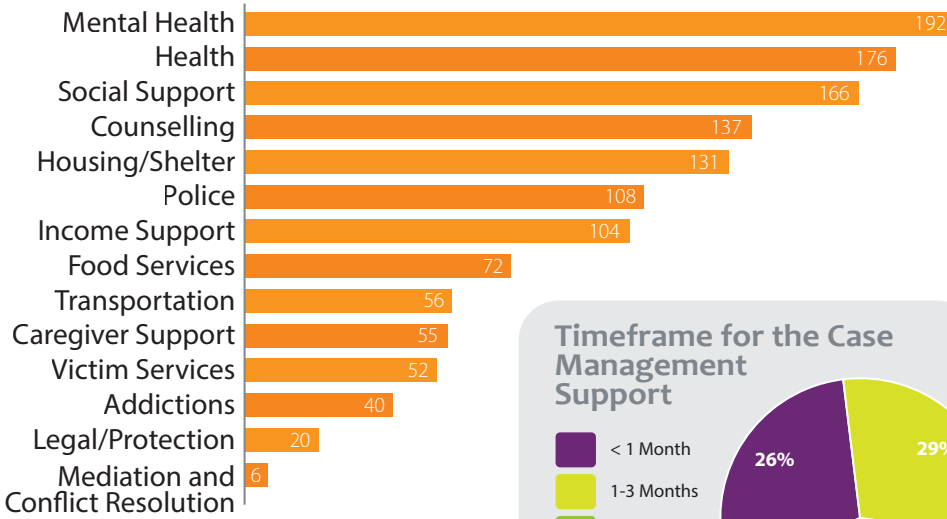
73% of elder abuse victims are either widowed, divorced, single or separated.

Being single is considered **1 of the top 5 risk factors in elder abuse.**¹

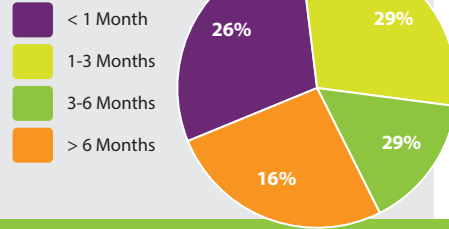
¹ According to a National Initiative for the Care of the Elderly (NICE) 2015 national elder abuse prevalence study called "Into the Light: National Survey on the Mistreatment of Older Canadians."

Top Case Manager Referrals

Top referrals include social prescribing, health supports, and financial supports; however, the complexity of issues highlights the importance of building relationships with other service providers.



Timeframe for the Case Management Support



Elder abuse cases are complex and there are often multiple contributing factors occurring.

more than 1/2 reported financial issues as a contributing factor for the perpetrator, as well as almost half having a sense of entitlement.

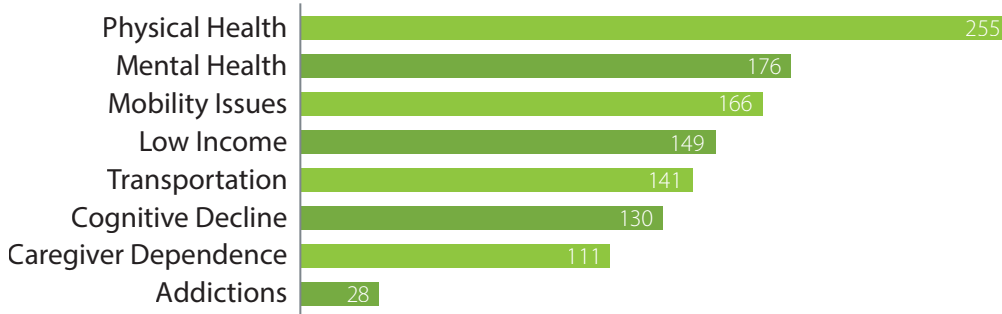
3/4 had mental health and/or addiction issues.

1/4 reported a history of family violence which reflects the prevalence study – that a history of family violence is one of the top 5 vulnerabilities of elder abuse cases.¹

Vulnerabilities Reported

37% of cases listed transportation as a vulnerability, which can lead to an increased risk of financial abuse.

6 of 10 seniors with addictions issues also had mental health issues.



Perpetrator Demographics

Highest number of perpetrators reported ranged from

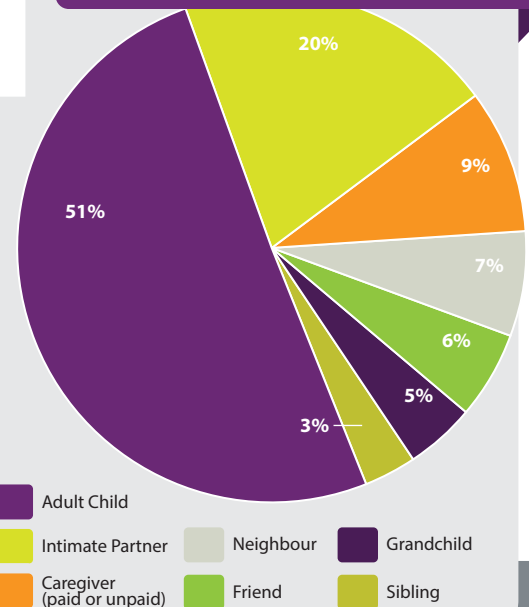
61 - 65 & 41 - 45 years of age accounting for 25% of overall responses.

Age groups 36-40 and 51-55 followed closely and 20% of responses reported age of perpetrators as unknown.

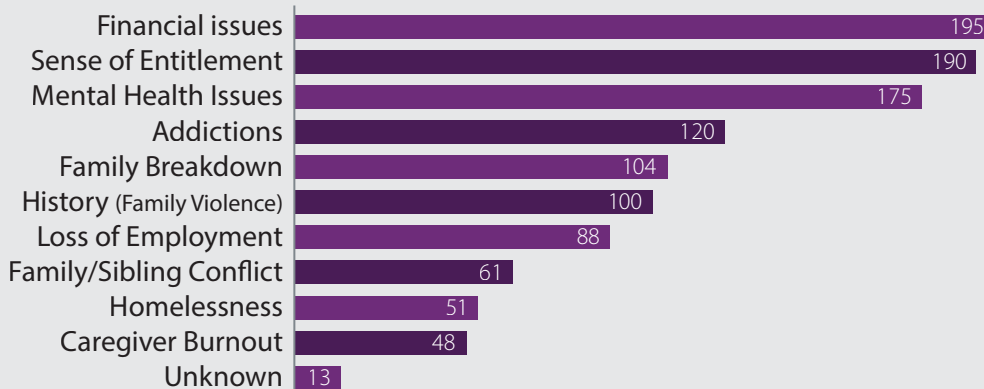


65% men
35% women

Relationship to Perpetrator



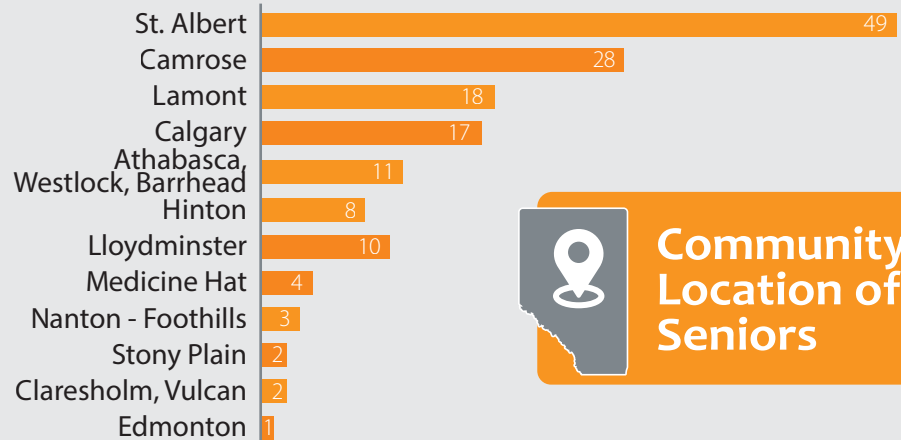
Contributing Factors for Perpetrator Abuse



Taking Action Against ELDER ABUSE Case Management SENIORS REPORT

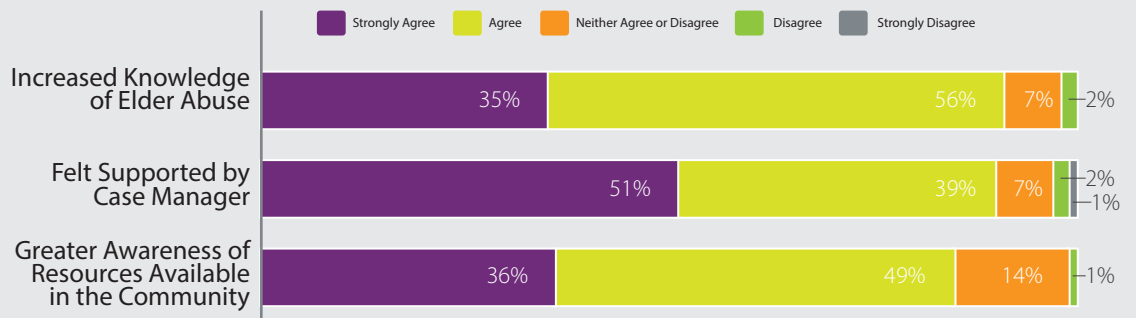


The following data represents answers provided by a sample of the older adults that have accessed Coordinated Community Response services with Case Managers.



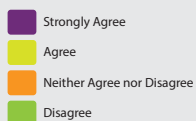
Seniors Answered

As a result of the Case Management program I have...

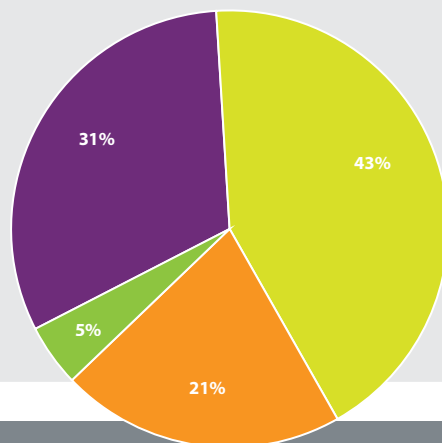


Seniors Answered

As a result of accessing the Case Management program I have...



Built relationships with supportive people in the community that I can rely on



Improved my safety

