

# HOME CREATIONS WINDOWS & DOORS





# Abbey & Burton Glass

Est. 1972

For over 50 years, we've helped homeowners enhance their homes with expertly crafted windows and doors. Blending modern design with trusted craftsmanship, our products deliver style, comfort and security that lasts. From classic casement windows to contemporary glazing, every installation reflects our commitment to quality and a reputation you can trust.







# CASEMENT WINDOWS



Designed to complement your home beautifully, options include mock horns, Georgian bars, and a curated selection of colours and authentic wood effect finishes, allowing you to achieve a tailored look with enduring quality.

Please note: All images are for illustrative purposes only



Our most sought after design, the casement window offers timeless elegance and exceptional versatility. With a wide choice of styles, finishes, and configurations, it provides a refined solution for both traditional and contemporary homes. Energy efficient glazing and our advanced Q Lon weather seal ensure lasting comfort, performance, and reliability.



**SAVE ENERGY.  
REDUCE COSTS.**


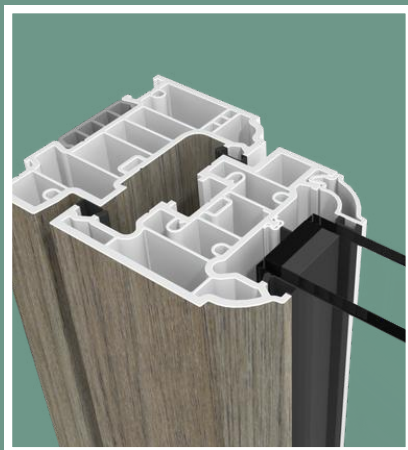
Upgrading from older or single glazed windows to modern energy efficient designs can help reduce wasted home energy by up to **20%**, keeping your home more comfortable all year round.





Flush casement windows combine the timeless beauty of traditional heritage design with the performance of modern engineering.

Perfect for everything from classic country homes to contemporary city spaces, their sleek, seamless finish adds understated elegance to any property.







# FLUSH WINDOWS

Crafted to replicate the refined look of timber without the maintenance or drawbacks, these windows feature a true flush finish and perfectly balanced sightlines for a clean, symmetrical appearance.

Optional mechanical joints enhance the authentic detailing, creating a window that feels classic, refined, and effortlessly flawless.

Please note: All images are for illustrative purposes only



# TILT AND TURN WINDOWS



## VERSATILE AND CONVENIENT

Tilt and turn windows combine practical functionality with a clean, modern look. Designed to provide larger opening areas, they allow for excellent ventilation and can be used as safe fire-escape openings where required offering flexibility, safety, and everyday convenience in one elegant solution.






Ideal for modern living, they can also be incorporated into bay and bow window styles and are available in a wide range of colours, wood-effect finishes, and decorative glazing options , combining practicality with refined, elegant design.

Tilt and turn windows offer versatile functionality with a clean, contemporary design. Tilt the sash inward for secure ventilation, or open it fully for easy access and effortless cleaning from inside your home.



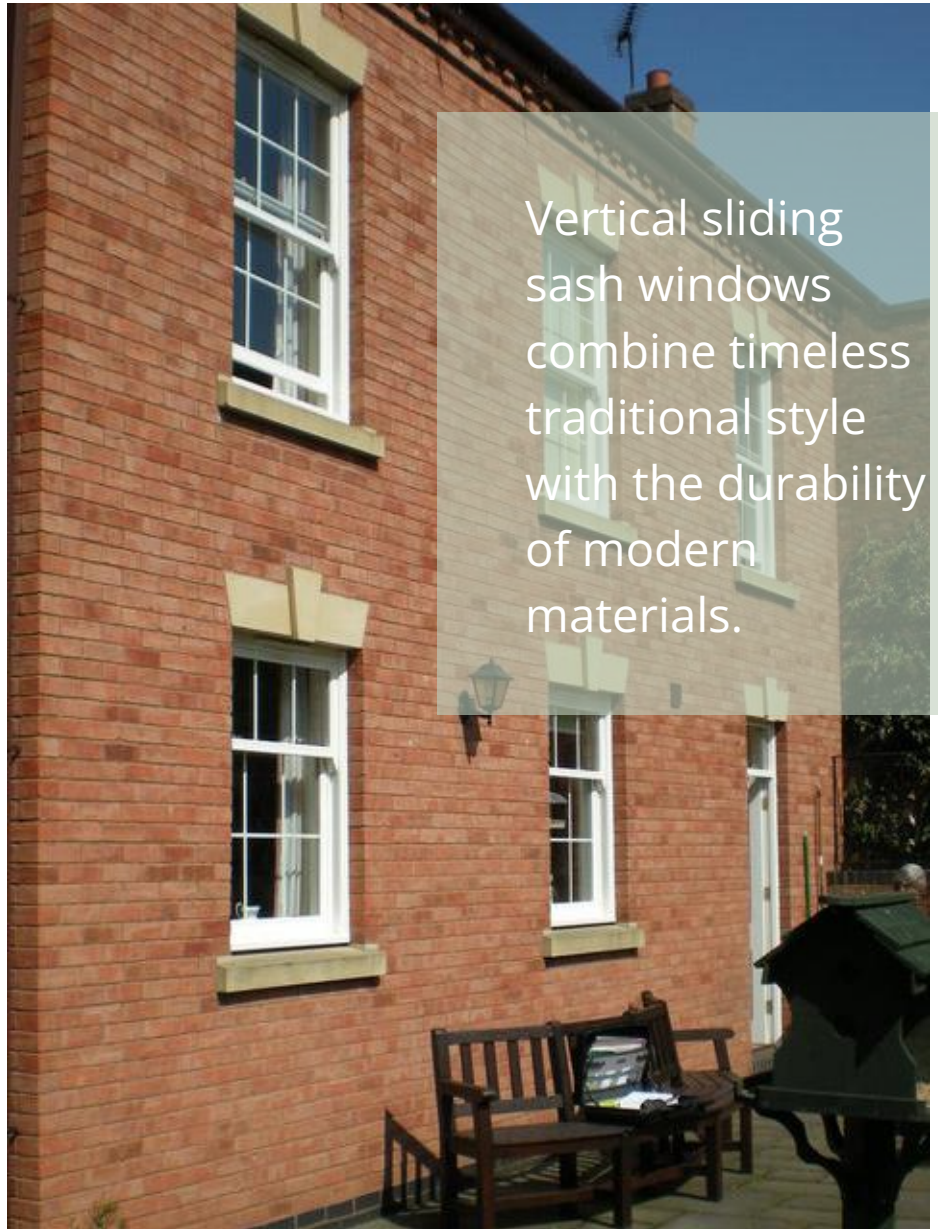
# VERTICAL SLIDE WINDOWS



Ideal for replacing traditional timber sash windows in period properties or adding classic character to modern homes, vertical sliders preserve the authentic look you love while benefiting from the strength, efficiency, and low maintenance of advanced PVCu systems.

Please note: All images are for illustrative purposes only





Vertical sliding sash windows combine timeless traditional style with the durability of modern materials.

Manufactured from high-quality PVCu, they are strong, low-maintenance, and resistant to rot, warping, and repainting. Keeping their colour, shape, and elegance for years to come.





## **BAY WINDOWS**

Designed to preserve the traditional character of your home, bay windows extend outward to create additional space while inviting an abundance of natural light into your room.

## **BOW WINDOWS**

Our bow windows create the illusion of space and depth by allowing more light into your home without the need for additional building work.



# BAY AND BOW WINDOWS



Elegant, durable and highly versatile, our bay and bow windows complement both classic and contemporary homes while creating a sense of space, light and architectural character within your property.



# DESIGN FEATURES & FINISHING OPTIONS



## **ASTRAGAL BAR**

Offers a traditional finish by planting shaped bars on top of the glass panes thus creating depth to the design and the look of individual glass units.



## **GEORGIAN BARS**

Allows you to tailor your window glazing to create a personal finish for your home. This is achieved by inserting a shaped bar in between the glass panes



## **MOCK HORN**

Our mock horn feature enhances the aesthetics of your windows by achieving the appearance of a traditional vertical slider.





### **STEP SIGHTLINE**

Standard PVCu configurations are supplied in stepped sightlines when dummy sashes are not incorporated.



### **TOP OVER FIX**

A traditional style casement that complements most house types and provides safe and secure ventilation.



### **MULTI CONFIGURED STYLE PVCu**

windows allow a multitude of configurations to be created to suit any application



### **EQUAL SIGHTLINE**

Dummy sashes allow equal window sightlines that are more common with timber windows. Available within our PVCu range.





# BESPOKE DOORS

The right front door creates a lasting first impression and sets the tone for your home. Patio, French and bi fold doors are ideal for opening up your living space and bringing the outdoors in with style and ease.

We offer a wide choice of designs and finishes, from PVCu to composite doors, ranging from clean glazed styles to more decorative options with elegant glass and panel detailing.

Please note: All images are for illustrative purposes only



**ABBEY** IS HERE TO  
INSPIRE YOU ON YOUR  
JOURNEY TO CREATE  
YOUR..

# DREAM HOME !



Our composite doors combine modern performance with timeless design to enhance the character of your home. Available in a wide range of styles, colours and glazing options, they offer the perfect balance of durability, security and visual appeal.





# FRENCH DOORS



Open up your home with elegant French doors that invite the garden, terrace or balcony inside.





Perfect for kitchens, lounges and dining areas, they bring in light and fresh air while creating a seamless connection to the outdoors. Available in a range of styles, colours and finishes to complement any home beautifully.



Please note: All images are for illustrative purposes only



Bring the garden closer to your home with elegant sliding patio doors that offer effortless access on warm summer days and beautiful views all year round.


Designed to maximise natural light, they create bright, open living spaces while delivering smooth operation and lasting performance.



Please note: All images are for illustrative purposes only




# PATIO DOORS





# ALUMINIUM BI-FOLDING DOORS



Bi fold doors glide open to  
**seamlessly connect** your indoor  
and outdoor spaces, filling your  
home with natural light and fresh  
air.

Please note: All images are for illustrative purposes only



Designed for flexibility,  
they can be fully  
opened, partially  
stacked or closed to suit  
your space and the  
changing seasons.  
Stylish, versatile and  
space enhancing, our bi  
fold doors are an ideal  
upgrade from  
traditional patio or  
French doors,  
transforming any room  
with a brighter, more  
open feel.





Transform the way you live with our **stylish and secure** bi fold doors, designed to create a true wow factor in any home.



Please note: All images are for illustrative purposes only



# PVCU BI-FOLDING DOORS

**Designed to  
inspire beautiful  
homes,** crafted to  
last for years to  
come

Available in aluminium  
or PVCu, their slim  
sightlines and  
expansive glazed  
panels flood interiors  
with natural light  
while opening up your  
living space  
beautifully.



Please note: All images are for illustrative purposes only





The Glass and Glazing Federation calculates that if all UK replacement windows installed were B and C rated, each household could save the energy equivalent to making 34,000 cups of tea! All our energy efficient windows achieve C rated or better energy efficiency. Put simply, they're the most energy efficient windows your money can buy. Decide what A, B or C rated performance you want; we'll do the rest.



Please note: All images are for illustrative purposes only



# Windows crafted for outstanding performance and lasting quality

## REDUCE WASTED ENERGY. CUT BILLS.

Upgrading from single glazed or older double glazed windows can help lower heating costs by up to 20 percent, improving comfort while reducing energy loss from your home. The thermal images below highlight the difference energy efficient windows can make, with older windows showing visible heat loss, while modern high performance glazing helps retain warmth where it belongs.

**Below:** The images show the difference energy efficient windows can make. The right side with original windows shows visible heat loss, while the left side with modern glazing retains warmth far more effectively.



## REDUCE CONDENSATION AND NOISE

Warmer glass edges 3 to 4°C higher help cut condensation by up to 80 percent, while high performance double glazing reduces outside noise for a quieter home.

## ENERGY EFFICIENT WINDOWS AT THE RIGHT PRICE

Our high performance window system combines quality glazing with advanced warm edge spacer technology for improved efficiency. Featuring multi chamber profiles, Q Lon weather seals, high security locking and stainless steel hinges, every window is designed for lasting performance, security and value.

## MAKE MORE OF AMBIENT HEAT

Our energy efficient glazing helps retain warmth during winter while making the most of natural solar heat, improving comfort and reducing energy use compared to single glazed homes.

REPLACING SINGLE GLAZED  
TIMBER FRAMED

**10%** ON YOUR  
ENERGY BILLS\*

REPLACING SINGLE GLAZED  
ALUMINIUM FRAMED WINDOWS  
TO OUR ENERGY RATED  
WINDOWS SAVES:

**20%** ON YOUR  
ENERGY BILLS\*

\* Above data obtained from Glass and Glazing Federation calculator.



# TRUSTED PROTECTION FOR EVERY WINDOW AND DOOR

Security is just as important as style when choosing windows and doors. Designed to help you feel safe, confident and comfortable in your home, our systems combine modern engineering with dependable protection.

---

## WINDOW SECURITY FEATURES

Multi point locking with corner drive design  
Additional corner locking points for enhanced protection. Night vent option for secure ventilation.

## DOOR SECURITY FEATURES

Multi point locking for maximum security  
Compression rollers for a tight, smooth closing seal. Centre latch with built in deadlock for everyday use. Reinforced dead bolts for added protection



# THE FINISHING TOUCHES

A wide choice of finishes, glazing designs and hardware allows you to personalise every detail and create a look that truly suits your home.

## COLOUR OPTIONS


Choose from classic white, authentic wood effects or modern solid colours, with dual colour options available to complement both your interior and exterior style.

## HARDWARE

A stylish range of handles and door furniture in gold, white, black and chrome, including Heritage options such as the elegant and fully functional monkey tail design.

## GLAZING

A diverse selection of glazing styles including patterned, Georgian, stained and leaded designs to enhance character, privacy and visual appeal.



Please note: All images are for illustrative purposes only




# OUR COLOUR COLLECTION

## COASTAL COLOURS



## COTSWORLD COLOURS



## DRAMATIC COLOURS





# AT ABBEY, YOUR DOOR, YOUR STYLE

BEYOND STANDARD COLLECTION FINISHES, WE OFFER COMPLETE COLOUR FLEXIBILITY.

YOUR DOOR CAN BE PRODUCED IN ANY COLOUR YOU CHOOSE, WITH A VARIETY OF PREMIUM TEXTURED FINISHES AVAILABLE THROUGHOUT OUR RANGES.

## ELEMENT COLOURS




## FOREST COLOURS



## INDUSTRIAL COLOURS







 **Abbey & Burton Glass**

**Get in Touch**

[enquiries@abbey-glass.co.uk](mailto:enquiries@abbey-glass.co.uk).

Derby 01332 371883    Burton 01283 567080