



Journey

HOMESCHOOL
ACADEMY

BREAKTHROUGH VIDEO-BASED COURSES

*For families who want a quality homeschool education
with a distinctly Christian worldview*



journeyhomeschoolacademy.com

FROM TRISHA'S DESK

Dear Friends,

My husband Luke and I began traveling to speak at homeschooling conferences across the U.S. in 2012, and we also started connecting with parents online through our platform, Intoxicated on Life. Over the years, we've had the privilege of engaging with tens of thousands of homeschooling families—and we started to notice a trend: Many parents feel deeply called to homeschool their children, but carry a heavy burden when it comes to teaching higher-level subjects—especially science at the secondary level. They worry they're not equipped to give their kids the rigorous education they need.

But what if there were options for homeschoolers that would allow them to receive a high-quality education, independent of their parents? What if parents realized it was no longer their job to “know everything” (as the expert) but to **CONNECT** their students with expert mentors who could inspire them on their own journey?



THAT'S WHERE WE COME IN.

Luke and I were born to teach. We both have backgrounds in education, and we believe in homeschooling. More importantly, we believe in passing on the legacy of our Christian faith to our children—but not because we're keeping our kids locked away in a “Christian bubble.” Instead, we invite lively discussion on current events, modern scientific discoveries, and engagement with the vibrant world God has created.

For more than 10 years, we've been creating engaging, faith-based science

courses for homeschool families who want more than just textbook learning. What began as years of requests from our blog readers turned into a full-fledged journey leading students to explore God's world through hands-on learning and deep Biblical connection.

We invite students to engage with creation—and the written Word He has given us—to build the skills and confidence they need as they approach adulthood.

LIFE IS A JOURNEY,
AND WE'RE *grateful* TO BE A PART OF YOUR LIVES.



REAL LEARNING, APPLIED.

Elementary homeschool is often FUN for the whole family. Pressure and expectations are low. Students enjoy learning because—let's face it—mom and kids are all learning together! But fast forward to the high school years, and suddenly, parents feel ill-equipped to provide the deep, rigorous science or Bible education their kids need.

But think of this from the high school students' perspective:


If the textbook or video curriculum being offered to them feels dry, boring, or irrelevant, they have very few reasons to put 100% of their effort into learning. The adults have made the educational decisions, and the students have to live with it.

...And what if during the students' school day, the parent's attention is divided? It may be with other children, the parent's income-producing job, or anything else. If the parent isn't able to directly supervise learning, shouldn't learning still continue?

WE BELIEVE SO.

AND THAT'S WHY WE STARTED JOURNEY HOMESCHOOL ACADEMY.





EXPERIENCE THE JOY OF LEARNING

THAT'S WHERE WE COME IN.

Give your kids a good, robust science education... or give them a Christian worldview. That is, you could only have “robust science teaching” OR a faith-based perspective—but not both. But our God is big and strong enough to

stand up to the most rigorous science. At Journey Homeschool Academy, we explore complex scientific issues and develop higher-level thinking skills—without apology—all from a Christian perspective.

SCIENCE THAT CONNECTS EVERYTHING.

The best science instruction helps bridge the gap between science and all other content areas. In that respect, “science in a box” just doesn’t cut it.

We live in ONE world, and our faith helps bring together the sciences with history, literature, pop culture, and the Bible—all

at the same time. Your child won’t have to ask, **How is this relevant?** Because we integrate different areas of knowledge, your students will already perceive that science (among many other things!) relates directly to their lives.




WE SPARK WONDER.

At the elementary level, our goal is simple: get kids excited about science. Using Charlotte Mason-inspired methods and living books, we help young learners connect imagination with discovery. By year’s end, don’t be surprised if they’re dreaming of becoming scientists themselves.



WE MAKE IT HANDS-ON.


Science shouldn’t just be read—it should be experienced. That’s why our lessons are packed with activities, experiments, and vivid visuals. Your students will engage with the material in a way that makes concepts stick and learning feel like an adventure.



WE BUILD CRITICAL THINKERS.

Middle and high schoolers won’t just memorize facts—they’ll analyze, compare, and apply knowledge to real-world problems. If you’re looking to prepare your students for college, careers, and life beyond, you’re in the right place.

If you’re worried about having to take on additional burdens when your child is learning science, never fear! As parents ourselves, we know the value of just being a parent and not having to be an expert scientist to teach science yourself. Our curriculum takes the load off you as a parent.



DON'T JUST CHECK A BOX— **INSPIRE A FUTURE.**

Too many people fall into the trap of checking off “required” boxes in their kids’ education without making sure their students are both engaged in the learning process and actively applying new skills to their daily lives. Our desire is to empower homeschooled students to engage with the world around them through timeless scientific skills and a distinctly Christian worldview.


Our focus is on giving students tools to carry with them into adulthood. Life isn’t a destination, but a journey. We invite you and your students to join us on this journey.



JOURNEY WITH US, AND YOU'LL EXPERIENCE...




Our groundbreaking video-based curriculum with rich, engaging visuals help your child understand new and exciting concepts without feeling overwhelmed.




Your students are taught by an instructor with a passion for the subject and the excitement is contagious. They're not just "knowledge keepers" but virtual mentors who guide your students through exploring and understanding concepts.



Hands-on learning activities allow students to dig deeper into the subject and see how the topics they study are relevant. We believe in bringing learning to life through experiences, as opposed to dry, boring lectures.



Additional reading assignments to help reinforce what students have learned in video lessons, giving them an opportunity to explore more complex topics.



WE BELIEVE...


As parents, you have a vision for not only what your child will learn but who they will become.

One of the greatest tragedies in modern homeschooling is that the parents themselves **DO NOT FEEL QUALIFIED** to educate their children in certain areas. And so, back to the public classroom

their children go... but the parents are left to wonder: Did we really give our children the best we could offer?

But what if you felt confident your children were receiving the highest quality education possible, from home? That they were experiencing a rigorous education, in a way that

also works for your family's busy schedule? That your job was no longer to "know everything" (as the expert), but simply to **CONNECT** your students with expert mentors who could inspire them on their own journey?



WE BELIEVE ALL PARENTS CAN SUCCESSFULLY HOMESCHOOL THROUGH THE HIGH SCHOOL YEARS AND GIVE THEIR KIDS A GREAT EDUCATION—ALL IT TAKES IS CONNECTING WITH THE RIGHT RESOURCES TO GUIDE YOU AND YOUR STUDENTS.

COURSE OFFERINGS



elementary
LEVEL A

Experience Astronomy
Elementary

Experience Biology
Elementary

Earth Science Explored
Elementary

Physical Science
Explored Elementary

AGES 6-11



middle school
LEVEL B

Experience
Astronomy


Earth Science
Explored

Physical Science
Explored

Dive Into Marine Biology

World of Birds

AGES 11-14



high school
LEVEL C

Experience Biology

Experience Chemistry

Discover Physics

Experience Astronomy
PLUS

Physical Science
Explored PLUS

Equipped!
New Testament Survey

Discover Anatomy
& Physiology
(Coming in 2026!)

AGES 14-18

BRING OUR COURSES TO YOUR CO-OP

Bring the magic of Journey Homeschool Academy's courses to your co-op. Save planning time, save money, and save your sanity.

JHA is pleased to announce our Co-op Licensing Program, where we provide everything you need to facilitate a classroom full of homeschooled students with our research-backed curriculum. In the context of homeschool co-ops, we provide:

» ROBUST FACILITATOR'S GUIDE

For pacing the curriculum over the course of one year. We provide a course schedule, specific recommendations for what to actually do in each class session, how long to anticipate each exploration activity will take, and recommended take-home assignments for your students.

» STUDENT PORTAL

(LEVELS B AND C ONLY)

To help students who have to miss an in-class session, so they can watch the same material and keep up with the course. That means empowering students while giving instructors a break from mitigating student absences!

» SIMPLE ASSESSMENTS

Instructors can grade assignments quickly with the helpful answer keys we provide.

» VIDEOS YOU CAN USE IN CLASS

So you don't have to be the "fount of all knowledge" for your students. Our instructional videos allow you to learn alongside your students as a facilitator and learning peer. Want to watch the videos before class and simply replicate our teaching methods yourself? That's great! It's 100% your choice.



GET MORE INFORMATION
ON OUR CO-OPS





Experience Astronomy Elementary

▶▶ **Level A** (ages 6-11)



For millennia, people have been intrigued by the question: “What’s out there?”

In Experience Astronomy Level A, your elementary students will adopt a classical method of studying the night sky and discover the answers to the questions...



The first half of Experience Astronomy Level A explores the stars and celestial bodies we can see with the naked eye. The second half gives students a look at deep space and the chance to explore different planets within our solar system as they answer the question, “What makes Earth such a special place to live?”

Why do we see what we see in the sky?

How do the sun, moon, stars, and planets move... and why do they move that way?

**DOWNLOAD THE SCOPE
AND SEQUENCE**



WHAT IT LOOKS LIKE



Families have access to 30 engaging video lessons, each introducing your kids to new concepts.



Each lesson comes with a short memory video to highlight the most important science facts to commit to memory.

PEEK INSIDE STUDENT RESOURCES



OVERVIEW SUMMARY

A quick, at-a-glance summary shows you what the lesson's focus will be.

READING LIST

Further your children's education and love of astronomy by using some (or all) of the books on the reading list. Choose from the list of living books and use them as read-alouds for the family or independent reading assignments for each of your kids.

ACTIVITIES

Make science come alive when you use the hands-on activities that accompany each lesson.

COPYWORK

Copywork that accompanies each lesson will give your kids a chance to practice handwriting skills while also learning interesting quotes about astronomy from the Bible and world history.

QUIZZES

Give your kids a short quiz to test what they've learned from the lesson.

QUIZ ANSWER KEY

Use our helpful answer key for all of the quizzes to quickly assess your students and provide instant feedback.

FLASHCARDS

Memory work will strengthen your kids' minds and commit important science facts to memory.

LESSONS ARE FLEXIBLE TO FIT YOUR FAMILY'S SCHEDULE



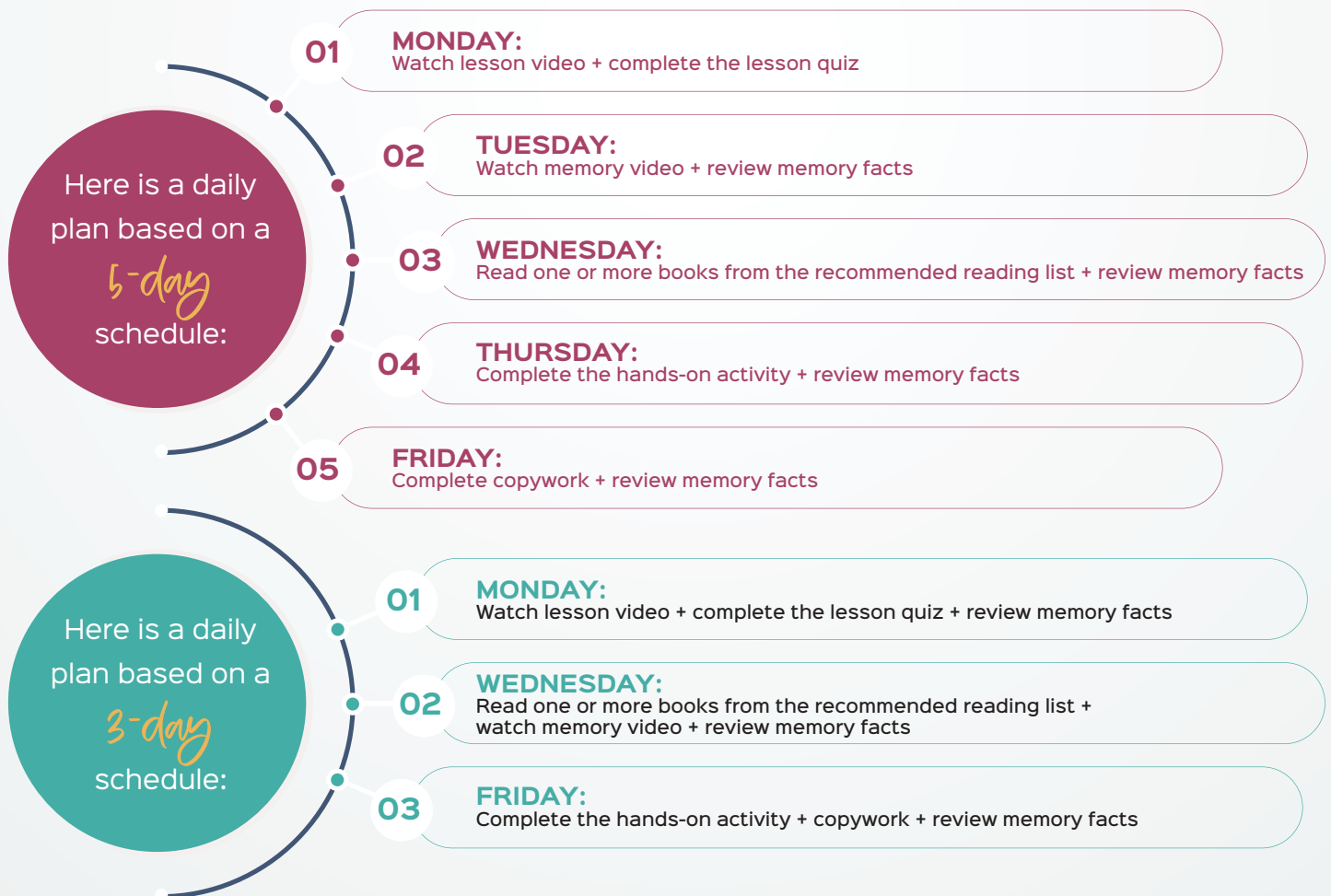
Many families complete one lesson per week and finish the course in one school year, but lifetime access gives you the flexibility to complete the course at your own pace.



You can use this course the best way you see fit! Think of the lesson videos as the hub of the course and the other elements as the spokes. Use as many or as few of those spokes as you wish for continued learning.



You can spread the weekly assignments out to as few or as many days as you'd like—or skip the parts your family doesn't need.



HOW TO BUY

Families receive lifetime access to the video lessons, memory videos, and PDF downloads of the student pages. Just download the PDF and print!

Would you rather have a no-fuss option with everything ready to go? Buy the spiral-bound Student Adventure Guide and flashcards.

CHECK IT OUT IN OUR STORE!



WHAT ELSE YOU'LL NEED

Most supplies are found right around your house or easy to pick up at a local store.

SEE THE COMPLETE SUPPLY LIST



A full book list is available so you can grab the books from your local library or easily order online.

SEE THE BOOK LIST



Sample Lesson:

Check out a sample lesson now!

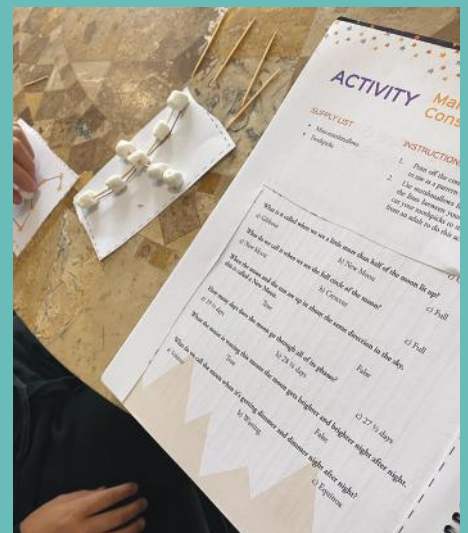


IT WAS OUR FIRST YEAR HOMESCHOOLING AND I WANTED SOMETHING THAT WOULD BE A GOOD FIT FOR BOTH OF MY KIDS AND WOULD ADAPT TO THEIR LEVELS...

I appreciated the ease of sitting down with my kids, opening the video, and watching each lesson explained very clearly with lots of interesting historical, geographical, and scientific information. The great visuals on the videos helped us with the concepts being introduced. My kids and I have grown to love science! Thank you for your investment in families like ours.

- BECKY,

mom of Experience Astronomy Elementary student



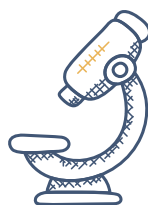


Experience Biology Elementary

▶▶ **Level A** (ages 6-11)



Since the dawn of time, man has been fascinated by the study of living things. The study of biology began with the discipline of natural history. Naturalists study the world through observation—focusing on learning about life through the use of the five senses.



Experience Biology Level A gives your students a taste of what naturalists have been doing for centuries. They'll have the opportunity to explore the world of plants, animals, fungi, bacteria, and protists through observation—and be amazed at their discoveries.

DOWNLOAD THE SCOPE AND SEQUENCE



WHAT IT LOOKS LIKE



Families have access to 30 engaging video lessons, each introducing your kids to new concepts.



Each lesson comes with a short memory video to highlight the most important science facts to commit to memory.

PEEK INSIDE STUDENT RESOURCES



OVERVIEW SUMMARY

A quick, at-a-glance summary shows you what the lesson's focus will be.

READING LIST

Further your children's education and love of astronomy by using some (or all) of the books on the reading list. Choose from the list of living books and use them as read-alouds for the family or independent reading assignments for each of your kids.

ACTIVITIES

Make science come alive when you use the hands-on activities that accompany each lesson.

COPYWORK

Copywork that accompanies each lesson will give your kids a chance to practice handwriting skills while also learning interesting quotes about astronomy from the Bible and world history.

QUIZZES

Give your kids a short quiz to test what they've learned from the lesson.

QUIZ ANSWER KEY

Use our helpful answer key for all of the quizzes to quickly assess your students and provide instant feedback.

FLASHCARDS

Memory work will strengthen your kids' minds and commit important science facts to memory.

LESSONS ARE FLEXIBLE TO FIT YOUR FAMILY'S SCHEDULE



Many families complete one lesson per week and finish the course in one school year, but lifetime access gives you the flexibility to complete the course at your own pace.



You can use this course the best way you see fit! Think of the lesson videos as the hub of the course and the other elements as the spokes. Use as many or as few of those spokes as you wish for continued learning.



You can spread the weekly assignments out to as few or as many days as you'd like—or skip the parts your family doesn't need.

Here is a daily plan based on a 5-day schedule:

01

MONDAY:

Watch lesson video + complete the lesson quiz

02

TUESDAY:

Watch memory video + review memory facts

03

WEDNESDAY:

Read one or more books from the recommended reading list + review memory facts

04

THURSDAY:

Complete the hands-on activity + review memory facts

05

FRIDAY:

Complete copywork + review memory facts

Here is a daily plan based on a 3-day schedule:

01

MONDAY:

Watch lesson video + complete the lesson quiz + review memory facts

02

WEDNESDAY:

Read one or more books from the recommended reading list + watch memory video + review memory facts

03

FRIDAY:

Complete the hands-on activity + copywork + review memory facts

HOW TO BUY

Families receive lifetime access to the video lessons, memory videos, and PDF downloads of the student pages. Just download the PDF and print!

Would you rather have a no-fuss option with everything ready to go? Buy the spiral-bound Student Adventure Guide and flashcards.

CHECK IT OUT IN OUR STORE!



WHAT ELSE YOU'LL NEED

Most supplies are found right around your house, or easy to pick up at a local store.

SEE THE COMPLETE SUPPLY LIST



A full book list is available so you can grab the books from your local library or easily order online.

SEE THE BOOK LIST



Sample Lesson:

Check out a sample lesson now!



I WANTED TO FIND A PROGRAM THAT COULD BE DONE WITHOUT TOO MUCH INVOLVEMENT FROM ME SINCE I WAS PREGNANT WITH MY FIFTH CHILD.

After watching the sample video, I knew I wanted to sign up for the course! We loved the videos and didn't have to take any break from science after the baby arrived. Experience Biology Elementary is packed with great content, is fun and engaging, presented with a biblical worldview—and you have lifetime access!

This is by far the best elementary biology program out there.

- LAURA,

mom of Experience Biology Elementary students





Earth Science Explored Elementary

▶▶ Level A (ages 6-11)

Your students will be in awe as they discover the power behind volcanoes, earthquakes, and tsunamis. They'll journey into the heart of a cave to uncover its mysteries. They'll examine...

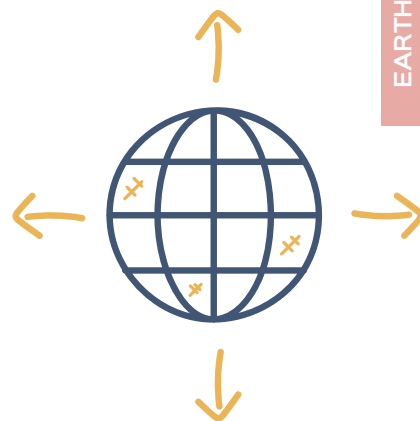
Why we have seasons.

How we can predict the weather.

Where fossils came from, & much more!

Your students will be amazed as they uncover the majesty of God's creation.

In **Earth Science Explored** Level A (for 6- to 11-year-olds), your student will be introduced to foundational concepts in geology, weather, plate tectonics, oceans, seasons, and fossils!



**DOWNLOAD THE SCOPE
AND SEQUENCE**



WHAT IT LOOKS LIKE



Families have access to 30 engaging video lessons, each introducing your kids to new concepts.



Each lesson comes with a short memory video to highlight the most important science facts to commit to memory.

PEEK INSIDE STUDENT RESOURCES



OVERVIEW SUMMARY

A quick, at-a-glance summary shows you what the lesson's focus will be.

READING LIST

Further your children's education and love of astronomy by using some (or all) of the books on the reading list. Choose from the list of living books and use them as read-alouds for the family or independent reading assignments for each of your kids.

ACTIVITIES

Make science come alive when you use the hands-on activities that accompany each lesson.

COPYWORK

Copywork that accompanies each lesson will give your kids a chance to practice handwriting skills while also learning interesting quotes about astronomy from the Bible and world history.

QUIZZES

Give your kids a short quiz to test what they've learned from the lesson.

QUIZ ANSWER KEY

Use our helpful answer key for all of the quizzes to quickly assess your students and provide instant feedback.

FLASHCARDS

Memory work will strengthen your kids' minds and commit important science facts to memory.

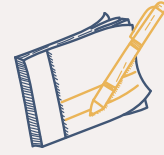
LESSONS ARE FLEXIBLE TO FIT YOUR FAMILY'S SCHEDULE



Many families complete one lesson per week and finish the course in one school year, but lifetime access gives you the flexibility to complete the course at your own pace.



You can use this course the best way you see fit! Think of the lesson videos as the hub of the course and the other elements as the spokes. Use as many or as few of those spokes as you wish for continued learning.



You can spread the weekly assignments out to as few or as many days as you'd like—or skip the parts your family doesn't need.

Here is a daily plan based on a 5-day schedule:

01

MONDAY:

Watch lesson video + complete the lesson quiz

02

TUESDAY:

Watch memory video + review memory facts

03

WEDNESDAY:

Read one or more books from the recommended reading list + review memory facts

04

THURSDAY:

Complete the hands-on activity + review memory facts

05

FRIDAY:

Complete copywork + review memory facts

Here is a daily plan based on a 3-day schedule:

01

MONDAY:

Watch lesson video + complete the lesson quiz + review memory facts

02

WEDNESDAY:

Read one or more books from the recommended reading list + watch memory video + review memory facts

03

FRIDAY:

Complete the hands-on activity + copywork + review memory facts

HOW TO BUY

Families receive lifetime access to the video lessons, memory videos, and PDF downloads of the student pages. Just download the PDF and print!

Would you rather have a no-fuss option with everything ready to go? Buy the spiral-bound Student Adventure Guide and flashcards.

CHECK IT OUT IN OUR STORE!



WHAT ELSE YOU'LL NEED

Most supplies are found right around your house, or easy to pick up at a local store.

SEE THE COMPLETE SUPPLY LIST



A full book list is available so you can grab the books from your local library or easily order online.

SEE THE BOOK LIST



Sample Lesson:

Check out a sample lesson now!



WE MADE THE SWITCH TO JOURNEY HOMESCHOOL ACADEMY MID-YEAR WHEN OUR PREVIOUS SCIENCE COURSE WASN'T WORKING FOR US, AND WE'RE SO GLAD WE DID!

Our sons love the video lessons, and we love that they are learning and retaining the content. Most importantly, we appreciate that it's all from a biblical worldview.

- JIM & AMY,

parents of Earth Science Explored Elementary students





Physical Science Explored Elementary

▶▶ Level A (ages 6-11)

Physical Science Explored Elementary turns your homeschool into a hands-on lab where your kids build, launch, experiment, and discover the forces that shape the world around them.

With easy-to-follow video lessons

and simple activities using everyday supplies, your family will explore the basics of physics and chemistry—without the stress of complicated prep or dry textbook pages.

It's science that feels like play... and learning that actually sticks.

DOWNLOAD THE SCOPE AND SEQUENCE



WHAT IT LOOKS LIKE



Families have access to 30 engaging video lessons, each introducing your kids to new concepts.



Each lesson comes with a short memory video to highlight the most important science facts to commit to memory.

PEEK INSIDE STUDENT RESOURCES



OVERVIEW SUMMARY

A quick, at-a-glance summary shows you what the lesson's focus will be.

READING LIST

Further your children's education and love of physical science by using some (or all) of the books on the reading list. Choose from the list of living books and use them as read-alouds for the family or independent reading assignments for each of your kids.



ACTIVITIES

Make science come alive when you use the hands-on activities that accompany each lesson.



COPYWORK

Copywork that accompanies each lesson will give your kids a chance to practice handwriting skills while also learning interesting quotes about physical science from the Bible and world history.



QUIZZES

Give your kids a short quiz to test what they've learned from the lesson.



QUIZ ANSWER KEY

Use our helpful answer key for all of the quizzes to quickly assess your students and provide instant feedback.



FLASHCARDS

Memory work will strengthen your kids' minds and commit important science facts to memory.



LESSONS ARE FLEXIBLE TO FIT YOUR FAMILY'S SCHEDULE



Many families complete one lesson per week and finish the course in one school year, but lifetime access gives you the flexibility to complete the course at your own pace.



You can use this course the best way you see fit! Think of the lesson videos as the hub of the course and the other elements as the spokes. Use as many or as few of those spokes as you wish for continued learning.



You can spread the weekly assignments out to as few or as many days as you'd like—or skip the parts your family doesn't need.

Here is a daily plan based on a 5-day schedule:

01

MONDAY:

Watch lesson video + complete the lesson quiz

02

TUESDAY:

Watch memory video + review memory facts

03

WEDNESDAY:

Read one or more books from the recommended reading list + review memory facts

04

THURSDAY:

Complete the hands-on activity + review memory facts

05

FRIDAY:

Complete copywork + review memory facts

Here is a daily plan based on a 3-day schedule:

01

MONDAY:

Watch lesson video + complete the lesson quiz + review memory facts

02

WEDNESDAY:

Read one or more books from the recommended reading list + watch memory video + review memory facts

03

FRIDAY:

Complete the hands-on activity + copywork + review memory facts

HOW TO BUY

Families receive lifetime access to the video lessons, memory videos, and PDF downloads of the student pages. Just download the PDF and print!

Would you rather have a no-fuss option with everything ready to go? Buy the spiral-bound Student Adventure Guide and flashcards.

CHECK IT OUT IN OUR STORE!



WHAT ELSE YOU'LL NEED

Most supplies are found right around your house or easy to pick up at a local store.

SEE THE COMPLETE SUPPLY LIST



A full book list is available so you can grab the books from your local library or easily order online.

SEE THE BOOK LIST



Sample Lesson:

Check out a sample lesson now!



I'VE ALWAYS BEEN NERVOUS ABOUT STARTING A NEW CURRICULUM—WOULD IT BE WORTH THE MONEY? WOULD IT BE WELL ROUNDED AND FIT WITH OUR HOMESCHOOL STYLE?

I loved that this elementary science course was planned out and done for me—it was click and go. It was filled with rich content, could be used with a range of ages, and was taught from a trustworthy Christian worldview.

- RACHAEL,

homeschool mom of 15 years





Experience Astronomy

▶ **Level B** (ages 11-14)



Why do we see what we see in the heavens? Experience Astronomy Level B takes students on an adventure of discovering the Lord's sky.



This course is an introduction to “classical” astronomy learning about how the sun, moon, stars, and planets move. Students learn to read the sky like a map. By the end of their studies, they are able to identify, on sight, dozens of constellations, as well as the brightest stars and planets—knowing their names and many of the mythologies behind them.



Experience Astronomy is a hands-on course: the sky is our lab. Students go outside every week to draw what they see in the sky. In addition to their lab experience, students watch video lectures, take quizzes, and have access to detailed sky observation tutorials. Through this rich learning environment, students learn exactly how to identify sky objects and understand why the sky looks subtly different from season to season. Students will gain a bird's-eye view of the solar system explained from a Christian worldview.

**DOWNLOAD THE SCOPE
AND SEQUENCE**



WHAT IT LOOKS LIKE FOR THE STUDENT



LESSON OUTLINES

The student guidebook with lesson outlines helps your students grasp important concepts, learn new terms, and assists in note-taking.

STARGAZING VIDEO TUTORIALS

The stargazing video tutorials help your students with their outdoor observation assignments. It's the next best thing to having an instructor by your student's side as they gaze at the heavens!

VIDEO LESSONS

Each week, students receive access to an engaging video lesson with a new lesson delivered after completing the previous lesson.

QUIZZES

Students take a weekly comprehension quiz, plus a midterm and final exam. Don't worry—it's all graded for you, so you don't have to do the work.

READING ASSIGNMENTS

Students are assigned weekly reading assignments from the book *Signs and Seasons: Understanding the Elements of Classical Astronomy*.

OBSERVATION ASSIGNMENTS

Students get outside each week for carefully planned observation assignments so they'll always know when and where to look in the sky. Too cloudy? Too much light pollution? No worries. The course will also teach you how to use an online planetarium to complete the assignments.



WHAT IT LOOKS LIKE FOR THE PARENT

PARENTS HAVE ACCESS TO AN ONLINE DASHBOARD WHERE THEY CAN DOWNLOAD ALL OF THE RESOURCES THEY NEED AND MONITOR THEIR STUDENTS' QUIZ AND EXAM SCORES.

CURRICULUM GUIDE

Explains exactly how the course works, directions for how to get started, and a complete course schedule along with reading & field guide assignments

STUDENT GUIDEBOOK ANSWER KEY

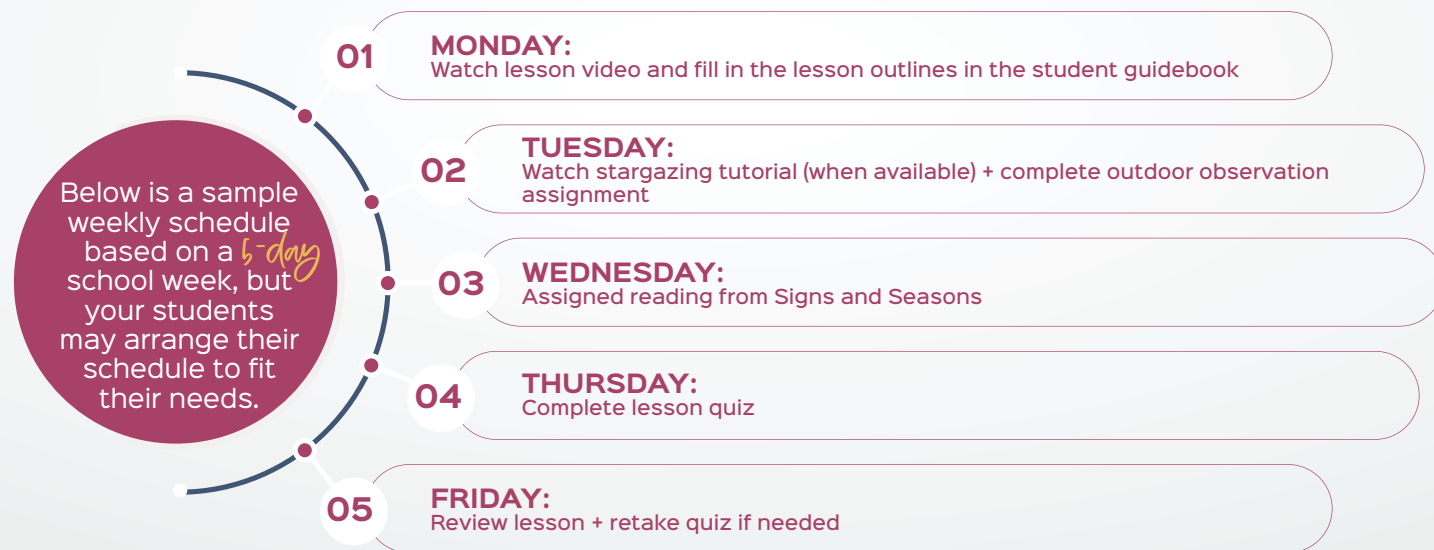
In case your students need help finding answers for their outline

FIELD GUIDE ANSWER KEY

To help you assess how your students are doing with their outdoor observation activities

SAMPLE DAILY/WEEKLY SCHEDULE

Your students have the flexibility to watch each lesson video whenever they'd like throughout the week, but we recommend completing one lesson per week. Students have access to the lessons for a full year. With 35 lessons, they'll still have time for periodic breaks throughout the school year as needed and be able to complete the course.



HOW TO BUY

Students and parents have access to the PDF downloads of the complete student guidebook and field guide in the online classroom. Just download the PDF and print!

Would you rather have a no-fuss option with everything ready to go? Buy the spiral-bound guidebook and field guide.

CHECK IT OUT IN OUR STORE!



SUPPLEMENTARY MATERIALS

Experience Astronomy is a naked eye, classical astronomy course, so you won't need a telescope or any other special supplies.

Sample Lesson: [Check out a sample lesson now!](#)



OUR
HOMESCHOOL
HAD BEEN
TURNED
UPSIDE DOWN
WITH FAMILY
AND HEALTH
ISSUES...

...so my daughter needed structure—something that would be there for us every week but would be flexible enough that she could use it at any time. Experience Astronomy was the perfect answer for our situation. We could count on science for that time period.

- LINDA,

mom of Experience Astronomy student



EARTH SCIENCE EXPLORED



Earth Science Explored

▶▶ **Level B** (ages 11-14)



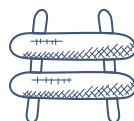
Earth science is more than just rocks! In Earth Science Explored Level B, your students will learn about geology, weather, natural disasters, oceans, resources, seasons, and fossils!



Earth Science is about learning how we can worship God by harnessing the raw materials of this planet in a responsible way.



We'll start the year by exploring how different types of rock are formed. Your students will discover the power behind volcanoes, earthquakes, and tsunamis. Students will also be exposed to the majesty of auroras and meteors. They'll examine why we have seasons, how we can predict the weather, and where fossils came from.



Students won't just learn through lectures, quizzes, and reading. In Earth Science Explored, they'll get hands-on experiences each week with labs and activities designed to bring the material alive.

**DOWNLOAD THE SCOPE
AND SEQUENCE**



WHAT IT LOOKS LIKE FOR THE STUDENT



VIDEO LESSONS

Each week, students receive access to an engaging video lesson with a new lesson delivered after completing the previous lesson.

READING ASSIGNMENTS

Students are assigned a weekly reading assignment. We provide recommended reading from Novare and Bob Jones *Earth Science* textbooks, so you can choose the option that's right for your family. It's optional, but we highly encourage you to grab one of these textbooks to help reinforce the lessons your students is learning.

QUIZZES

Students take a weekly comprehension quiz, plus four quarterly exams. Don't worry—it's all graded for you, so you don't have to do the work.

LAB VIDEOS

Lab video guides are available for the labs and activities that are a bit more difficult to understand. We'll be right there helping your students every step of the way!



GUIDEBOOK

The student guidebook with lesson outlines helps your students grasp important concepts, learn new terms, and assists in note-taking.

New vocabulary for each lesson is highlighted to help students study new terms.

LAB AND ACTIVITY GUIDE

Lab assignments are carefully laid out, complete with instructions, supplies, diagrams, and tables where necessary.

WHAT IT LOOKS LIKE FOR THE PARENT

PARENTS HAVE ACCESS TO AN ONLINE DASHBOARD WHERE THEY CAN DOWNLOAD ALL OF THE RESOURCES THEY NEED AND MONITOR THEIR STUDENTS' QUIZ AND EXAM SCORES.

CURRICULUM GUIDE

Explains exactly how the course works, directions for how to get started, and a complete course schedule along with reading and lab assignments

STUDENT GUIDEBOOK ANSWER KEY

In case your students need help finding answers for their outline

LAB GUIDE ANSWER KEY

So you can make sure your students stay on track

SAMPLE DAILY/WEEKLY SCHEDULE

Your students have the flexibility to watch each lesson video whenever they'd like throughout the week, but we recommend completing one lesson per week. Students have access to the lessons for a full year. With 35 lessons, they'll still have time for periodic breaks throughout the school year as needed and be able to complete the course.

Below is a sample weekly schedule based on a 5-day school week, but your students may arrange their schedule to fit their needs.

01

MONDAY:

Watch lesson video and fill in lesson outlines in the student guidebook

02

TUESDAY:

Assigned reading from Bob Jones or Novare *Earth Science*

03

WEDNESDAY:

Complete lesson quiz

04

THURSDAY:

Complete lab assignment

05

FRIDAY:

Review lesson + retake quiz if needed

HOW TO BUY

Students and parents have access to the PDF downloads of the complete student guidebook and lab guide in the online classroom. Just download the PDF and print.

Would you rather have a no-fuss option with everything ready to go? Buy the spiral-bound guidebook and the lab guide.

CHECK IT OUT IN OUR STORE!



SUPPLEMENTARY MATERIALS

Your students will need some supplies for all of the hands-on activities and labs. But don't worry; most of these can be found around your home or at the local grocery store. For the few items that are more specialized, we provide links for where you can find them. See the complete Earth Science Explored Lab & Activity Supply List.

SEE THE SUPPLY LIST



Sample Lesson: [Check out a sample lesson now!](#)



SEVERAL OF MY KIDS ARE DYSLEXIC, AND THE VISUAL VIDEO LESSONS HAVE BEEN A PERFECT FIT!



Journey Homeschool Academy takes the stress out of science with fun, engaging, and informative content. My kids actually love science now!

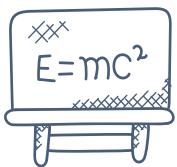
- KAREN,

mom of Earth Science Explored student



Physical Science Explored

► Level B (ages 11-14)



In Physical Science Explored Level B, your students will be exploring some of the most fundamental scientific

concepts. Students will study matter and energy learning about the building blocks of the universe and the forces which hold them together.



Your students won't just learn through lectures, quizzes, and reading. In Physical Science

Explored, we take a hands-on approach allowing them to learn through labs and activities that are designed to apply what they've learned for greater understanding.



Physical science is an exploration of the molecules, atoms, and electrons that make up the universe along

with the forces of gravity, electricity, magnetism, and more. Students will gain a foundational understanding of the two main branches of physical science – chemistry and physics. Then they'll develop skills they can build on as they progress into high school science courses.

**DOWNLOAD THE SCOPE
AND SEQUENCE**



WHAT IT LOOKS LIKE FOR THE STUDENT



LAB VIDEOS

Lab video guides are available for the labs and activities that are a bit more difficult to understand. We'll be right there helping your students every step of the way!

QUIZZES

Students take a weekly comprehension quiz, plus four quarterly exams. Don't worry—it's all graded for you, so you don't have to do the work.

VIDEO LESSONS

Each week, students receive access to an engaging video lesson with a new lesson delivered after completing the previous lesson.

GUIDEBOOK

The student guidebook with lesson outlines helps your students grasp important concepts, learn new terms, and assists in note-taking. New vocabulary for each lesson is highlighted to help students study new terms.

READING ASSIGNMENTS

Students are assigned a weekly reading assignment. We provide recommended reading from Novare *Physical Science* textbook. It's optional, but we highly encourage you to grab the textbook to help reinforce the lessons your students are learning.

LAB AND ACTIVITY GUIDE

Lab assignments are carefully laid out, complete with instructions, supplies, diagrams, and tables where necessary. These activities bring science to life!

HOMEWORK QUESTIONS

Homework questions help your students apply some of the rich concepts covered in this course.

HOMEWORK HELP VIDEOS

Online tutorials to assist your student when they get stuck. We walk them through the tricky math and equations step-by-step.



WHAT IT LOOKS LIKE FOR THE PARENT

PARENTS HAVE ACCESS TO AN ONLINE DASHBOARD WHERE THEY CAN DOWNLOAD ALL OF THE RESOURCES THEY NEED AND MONITOR THEIR STUDENTS' QUIZ AND EXAM SCORES.

CURRICULUM GUIDE

Explains exactly how the course works, directions for how to get started, and a complete course schedule along with reading & field guide assignments

STUDENT GUIDEBOOK ANSWER KEY

In case your students need help finding answers for their outline

LAB GUIDE ANSWER KEY

So you can make sure your students stay on track

HOMEWORK QUESTION ANSWER KEY

To help assess how your students are doing

SAMPLE DAILY/WEEKLY SCHEDULE

Your students have the flexibility to watch each lesson video whenever they'd like throughout the week, but we recommend completing one lesson per week. Students have access to the lessons for a full year. With 35 lessons, they'll still have time for periodic breaks throughout the school year as needed and be able to complete the course.

Below is a sample weekly schedule based on a 5-day school week, but your students may arrange their schedule to fit their needs.

01

MONDAY:

Watch lesson video and fill in lesson outlines in the student guidebook

02

TUESDAY:

Assigned reading from *Novare Physical Science* + homework questions

03

WEDNESDAY:

Complete lesson quiz.

04

THURSDAY:

Complete lab assignment

05

FRIDAY:

Review lesson + retake quiz if needed

HOW TO BUY

Students and parents have access to the PDF downloads of the complete student guidebook and lab guide in the online classroom. Just download the PDF and print.

Would you rather have a no-fuss option with everything ready to go? Buy the spiral-bound guidebook and the lab guide (coming in 2025).

CHECK IT OUT IN OUR STORE!



SEE THE SUPPLY LIST



SUPPLEMENTARY MATERIALS

Your students will need some supplies for all of the hands-on activities and labs. But don't worry; most of these can be found around your home or at the local grocery store. For the few items that are more specialized, we provide links for where you can find them. See the complete Physical Science Explored Lab & Activity Supply List.

Sample Lesson: [Check out a sample lesson now!](#)

“
JOURNEY HAS ADDED
RICHNESS AND VARIETY TO
OUR HOMESCHOOL.”



The platform is easy to use, the content is rigorous yet well-explained, and my kids are learning

so much. My husband, a biology major, has enjoyed leading science and appreciates the depth and quality labs. I've loved exposing them to academic skills like reading from textbooks, taking notes, and completing tests—things that are essential for college readiness.

- DAICIA,

mom of Physical Science Explored student



Dive Into Marine Biology: One-Semester Elective

▶ **Level B** (ages 11-14)

The ocean covers more than 70% of our planet, but its wonders remain a mystery to most of us.

Dive into Marine Biology takes students on a semester-long journey through Earth's underwater ecosystems—from microscopic plankton to majestic marine mammals. Along the way, they'll uncover the incredible complexity of God's creation beneath the waves.

Through engaging video lessons, hands-on activities, and an interactive Explorer's Handbook, students will explore marine biology basics like classification, anatomy, habitats, and survival strategies. Built-in quizzes and exams make it easy for middle schoolers to work independently. No prep or prior knowledge needed—just a love for ocean life and a curiosity to explore.



[DOWNLOAD THE SCOPE AND SEQUENCE](#)



WHAT IT LOOKS LIKE FOR THE STUDENT



VIDEO LESSONS

Each week, students receive access to an engaging video lesson with a new lesson delivered after completing the previous lesson.

QUIZZES

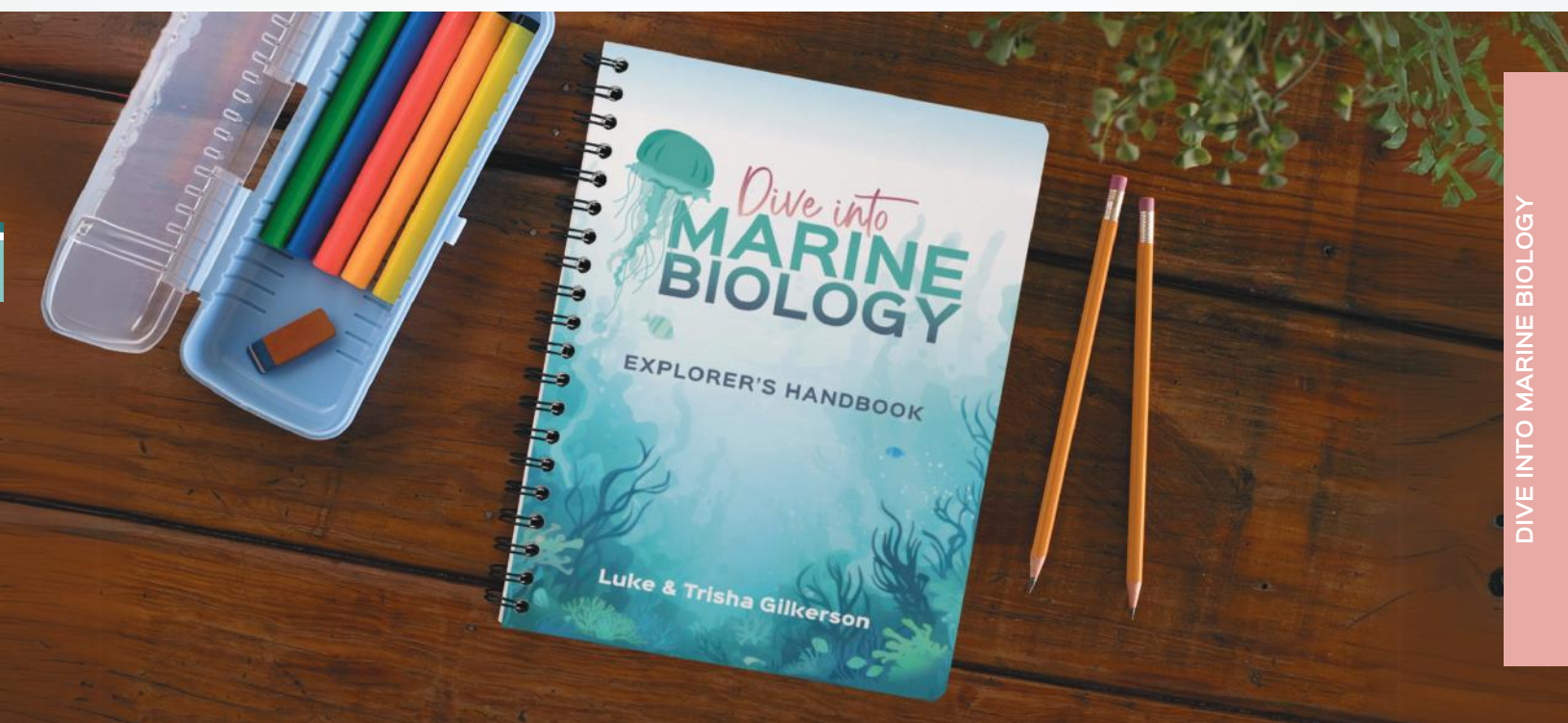
Students take a weekly comprehension quiz, plus four quarterly exams. Don't worry—it's all graded for you, so you don't have to do the work.

EXPLORER'S HANDBOOK

A downloadable Explorer's Handbook with outlines, study guides, and hands-on activities.

EXPLORATION ACTIVITY VIDEOS

Exploration activity videos are available for the labs and activities that are a bit more difficult to understand. We'll be right there helping your students every step of the way!



DIVE INTO MARINE BIOLOGY

WHAT IT LOOKS LIKE FOR THE PARENT

PARENTS HAVE ACCESS TO AN ONLINE DASHBOARD WHERE THEY CAN DOWNLOAD ALL OF THE RESOURCES THEY NEED AND MONITOR THEIR STUDENTS' QUIZ AND EXAM SCORES.

CURRICULUM GUIDE

Explains exactly how the course works, directions for how to get started, and a complete course schedule.

EXPLORER'S HANDBOOK ANSWER KEY

Answer keys for student outlines and activity assignments to be sure your student stays on track.

SAMPLE DAILY/WEEKLY SCHEDULE

Your students have the flexibility to watch each lesson video whenever they'd like throughout the week, but we recommend completing one lesson per week. Students have access to the lessons for a full year. With 35 lessons, they'll still have time for periodic breaks throughout the school year as needed and be able to complete the course.

Below is a sample weekly schedule based on a 5-day school week, but your students may arrange their schedule to fit their needs.

01

MONDAY:

Watch lesson video and fill in lesson outlines in the student guidebook

02

TUESDAY:

Assigned reading from Bob Jones or Novare *Earth Science*

03

WEDNESDAY:

Complete lesson quiz

04

THURSDAY:

Complete lab assignment

05

FRIDAY:

Review lesson + retake quiz if needed

HOW TO BUY

Students and parents have access to the PDF downloads of the complete student guidebook and lab guide in the online classroom. Just download the PDF and print.

Would you rather have a no-fuss option with everything ready to go? Buy the spiral-bound guidebook and the lab guide.

CHECK IT OUT IN OUR STORE!



SUPPLEMENTARY MATERIALS

Your students will need some supplies for all of the hands-on activities and labs. But don't worry; most of these can be found around your home or at the local grocery store. For the few items that are more specialized, we provide links for where you can find them. See the complete *Dive into Marine Biology Lab & Activity Supply List*.

SEE THE SUPPLY LIST



Sample Lesson:

[Check out a sample lesson now!](#)

“THIS PROGRAM LITERALLY FELL INTO OUR LAPS AFTER SEARCHING AND TOILING OVER WHICH SCIENCE CURRICULUM TO CHOOSE FOR OUR BOYS...”



I have a biology degree so I knew I wanted a meaty and informational science curriculum for my children, but not one so cumbersome it weighed us down. I wanted something full and thorough, yet not so rigorous it didn't offer us time to explore the real world of science happening all around us. I tried curriculum after curriculum, but we kept falling on our faces. I thought I had hit the end of the line, exhausting all options when I happened upon Journey. Thank you for your efforts and helping to check all the boxes for us. Earth Science Explored was the breath of fresh air I had been seeking!

- KRISTEN,

Homeschool mom of two



World of Birds: One-Semester Elective

▶ **Level B** (ages 11-14)

Birds are everywhere—soaring overhead, calling from the trees, and splashing in backyard birdbaths. But how much do we really know about them?

World of Birds invites middle schoolers to explore the wonders of ornithology—the study of birds—through hands-on science and awe for God’s creation.

Over 16 weeks, students will learn to identify birds by sight and sound, explore anatomy, behavior, habitats, and adaptations, and discover biblical connections along the way.

With video lessons, hands-on activities, an Explorer’s Handbook, and built-in assessments, this open-and-go course helps independent learners build real study skills—while exploring nature from their own backyard.

**DOWNLOAD THE SCOPE
AND SEQUENCE**



WHAT IT LOOKS LIKE FOR THE STUDENT



VIDEO LESSONS

Each week, students receive access to an engaging video lesson with a new lesson delivered after completing the previous lesson.

READING ASSIGNMENTS

Students are assigned a weekly reading assignment. We provide recommended reading from Novare and Bob Jones *Earth Science* textbooks, so you can choose the option that's right for your family. It's optional, but we highly encourage you to grab one of these textbooks to help reinforce the lessons your students is learning.

QUIZZES

Students take a weekly comprehension quiz, plus four quarterly exams. Don't worry—it's all graded for you, so you don't have to do the work.

LAB VIDEOS

Lab video guides are available for the labs and activities that are a bit more difficult to understand. We'll be right there helping your students every step of the way!

EXPLORER'S HANDBOOK

A downloadable Explorer's Handbook with outlines, study guides, and hands-on activities.



WHAT IT LOOKS LIKE FOR THE PARENT

PARENTS HAVE ACCESS TO AN ONLINE DASHBOARD WHERE THEY CAN DOWNLOAD ALL OF THE RESOURCES THEY NEED AND MONITOR THEIR STUDENTS' QUIZ AND EXAM SCORES.

CURRICULUM GUIDE

Explains exactly how the course works, directions for how to get started, and a complete course schedule

EXPLORER'S HANDBOOK ANSWER KEY

Answer keys for student outlines and activity assignments to be sure your student stays on track.

SAMPLE DAILY/WEEKLY SCHEDULE

Your students have the flexibility to watch each lesson video whenever they'd like throughout the week, but we recommend completing one lesson per week. Students have access to the lessons for a full year. With 35 lessons, they'll still have time for periodic breaks throughout the school year as needed and be able to complete the course.

Below is a sample weekly schedule based on a 5-day school week, but your students may arrange their schedule to fit their needs.

01

MONDAY:

Watch lesson video and fill in lesson outlines in the student guidebook

02

TUESDAY:

Assigned reading from *Novare Physical Science* + homework questions

03

WEDNESDAY:

Complete lesson quiz.

04

THURSDAY:

Complete lab assignment

05

FRIDAY:

Review lesson + retake quiz if needed

HOW TO BUY

Students and parents have access to the PDF downloads of the complete student guidebook and lab guide in the online classroom. Just download the PDF and print.

Would you rather have a no-fuss option with everything ready to go? Buy the spiral-bound guidebook and the lab guide (coming in 2025).

CHECK IT OUT IN OUR STORE!



SEE THE SUPPLY LIST



SUPPLEMENTARY MATERIALS

Your students will need some supplies for all of the hands-on activities and labs. But don't worry; most of these can be found around your home or at the local grocery store. For the few items that are more specialized, we provide links for where you can find them. See the complete *World of Birds* Lab & Activity Supply List.

Sample Lesson: [Check out a sample lesson now!](#)



“

I NEEDED A MORE IN-DEPTH SCIENCE COURSE FOR MY VERY SCIENCE-MINDED DAUGHTER THAT SHE COULD DO MOSTLY ON HER OWN.

The content has been very accurate and the right depth for middle school. The quizzes and tests have required studying but aren't overly challenging, so my daughter doesn't feel discouraged. I love that your program not only teaches science, but teaches note-taking and study skills as well. My daughter has gained a lot of confidence in her ability to study and take tests this year!

- JUSTINE,

Mom of Journey Homeschool Academy student



EXPERIENCE ASTRONOMY PLUS



Experience Astronomy PLUS

► **Level C** (ages 14-18)



Experience Astronomy PLUS (Level C) builds on our Level B program—with all the same lectures, quizzes, and outdoor sky observations—and then takes students to the next level.



Students also dive into deeper studies of modern explorations of space: from the invention of space telescopes to human voyages to the moon, to space probes visiting the outer planets, to fascinating looks into intergalactic space.



Through twelve additional lectures and twelve hands-on projects & research papers, students learn about the fascinating connections between human cultures and astronomy all over the world. From the writings of Plato and Cicero to the building of famous archaeoastronomy sites like Stonehenge in England, the Chichen Itza in Mexico, to even the tower of Babel, students explore how ancient people interacted with the sky in their everyday lives.

**DOWNLOAD THE SCOPE
AND SEQUENCE**



WHAT IT LOOKS LIKE FOR THE STUDENT



VIDEO LESSONS

Each week, students receive access to an engaging video lesson with a new lesson delivered after completing the previous lesson.

PLUS LESSONS

Students in the high school track will receive an additional lesson every 2 to 3 weeks along with a corresponding assignment to take them deeper into the study of astronomy.

READING ASSIGNMENTS

Students are assigned weekly reading assignments from the book *Signs and Seasons: Understanding the Elements of Classical Astronomy*.

QUIZZES

Students take a weekly comprehension quiz, plus a midterm and final exam. Don't worry—it's all graded for you, so you don't have to do the work.

STARGAZING VIDEO TUTORIALS

The stargazing video tutorials help your students with their outdoor observation assignments. It's the next best thing to having an instructor by your student's side as they gaze at the heavens!

GUIDEBOOK

The student guidebook with lesson outlines helps your students grasp important concepts, learn new terms, and assists in note-taking.

FIELD GUIDE

Students get outside each week for carefully planned observation assignments so they'll always know when and where to look in the sky. Too cloudy? Too much light pollution? No worries! The course will also teach you how to use an online planetarium to complete the assignments.

EXPLORE THE ASSIGNMENTS!

Students in Experience Astronomy PLUS will have the opportunity to complete 12 projects throughout the school year including hands-on projects for kinesthetic learners, Bible-based projects to help your students connect astronomy to real events from Scripture, and assignments to help your students learn how history and literature intersect with astronomy.



WHAT IT LOOKS LIKE FOR THE PARENT

PARENTS HAVE ACCESS TO AN ONLINE DASHBOARD WHERE THEY CAN DOWNLOAD ALL OF THE RESOURCES THEY NEED AND MONITOR THEIR STUDENTS' QUIZ AND EXAM SCORES.

CURRICULUM GUIDE

Explains exactly how the course works, directions for how to get started, and a complete course schedule along with reading & field guide assignments

STUDENT GUIDEBOOK ANSWER KEY

In case your students need help finding answers for their outline

FIELD GUIDE ANSWER KEY

To help you assess how your students are doing with their outdoor observation activities

SAMPLE DAILY/WEEKLY SCHEDULE

Your students have the flexibility to watch each lesson video whenever they'd like throughout the week, but we recommend completing one lesson per week. Students have access to the lessons for a full year. With 35 lessons, they'll still have time for periodic breaks throughout the school year as needed and be able to complete the course.

Below is a sample weekly schedule based on a 5-day school week, but your students may arrange their schedule to fit their needs.

01

MONDAY:

Watch lesson video and fill in the lesson outlines in the student guidebook

02

TUESDAY:

Watch stargazing tutorial (when available) + complete outdoor observation assignment

03

WEDNESDAY:

Assigned reading from *Signs and Seasons*

04

THURSDAY:

Complete lesson quiz + work on current project

05

FRIDAY:

Review lesson + retake quiz if needed + spend time working on current project

HOW TO BUY

Students and parents have access to the PDF downloads of the complete student guidebook and field guide in the online classroom. Just download the PDF and print!

Would you rather have a no-fuss option with everything ready to go? Buy the spiral-bound guidebook and field guide.

CHECK IT OUT IN OUR STORE!



SUPPLEMENTARY MATERIALS

Experience Astronomy is a naked eye, classical astronomy course, so you won't need a telescope or any other special supplies.



OUR SCIENCE CURRICULUM WAS STALE. I WANTED TO SPEND TIME WITH MY SON ON A SUBJECT WE COULD ENJOY TOGETHER...



I loved getting outside with my son and doing the observation activities. The videos always had something that we really related well to and could remember even beyond the test. And I really enjoyed the teaching on classic mythology—it's something Christian curricula is often afraid to touch, but it opened up lots of good discussion about worldview.

- CINDY R,

mom of Experience Astronomy student

Sample Lesson: [Check out a sample lesson now!](#)



EXPERIENCE BIOLOGY



Experience Biology

▶▶ **Level C** (ages 14-18)



In Experience Biology Level C, your students will dive deep into the study of biology and be introduced to a host of fascinating topics. They'll begin by exploring the smallest unit of life—the cell. After spending time studying cellular biology and genetics, they'll learn about each kingdom of living organisms. And they'll complete their year's study of biology with a unit on human anatomy.



Throughout the course, students won't just be reading and watching lectures, but they'll be experiencing biology for themselves. They'll have hands-on labs that include opportunities for learning how to use a microscope, plant and animal dissections, and observing how their bodies respond to different stimuli. And throughout the course, they'll be taught how to write a lab report and be given plenty of opportunities to practice this new skill!

**DOWNLOAD THE SCOPE
AND SEQUENCE**



WHAT IT LOOKS LIKE FOR THE STUDENT



VIDEO LESSONS

Each week, students receive access to two engaging video lessons, with a new lesson delivered after completing the previous lesson.

READING ASSIGNMENTS

Students are assigned weekly reading assignments from the book *The Riot and the Dance: Foundational Biology* that will further their understanding of the course material in a new way.

QUIZZES


Students take a weekly comprehension quiz, plus quarterly exams. Don't worry—it's all graded for you, so you don't have to do the work.

LAB VIDEOS

Carefully planned lab assignments along with lab videos allow your child to experience biology hands-on!

RESEARCH QUESTIONS

Research questions help your students delve deeper into some of the rich concepts covered in this course.



GUIDEBOOK

The student guidebook with lesson outlines helps your students grasp important concepts, learn new terms, and assists in note-taking.

New vocabulary for each lesson is highlighted to help students study new terms.

LAB GUIDE

Lab assignments are carefully laid out, complete with instructions, supplies, diagrams, and tables where necessary

Directions are provided to assist students with their lab reports.

WHAT IT LOOKS LIKE FOR THE PARENT

PARENTS HAVE ACCESS TO AN ONLINE DASHBOARD WHERE THEY CAN DOWNLOAD ALL OF THE RESOURCES THEY NEED AND MONITOR THEIR STUDENTS' QUIZ AND EXAM SCORES.

CURRICULUM GUIDE

Explains exactly how the course works, directions on how to get started, and complete course schedule along with reading & lab assignments

STUDENT GUIDEBOOK ANSWER KEY

In case your students need help finding answers for their outline

RESEARCH QUESTION ANSWER KEY

To help assess how your students are doing

DIAGRAM KEY

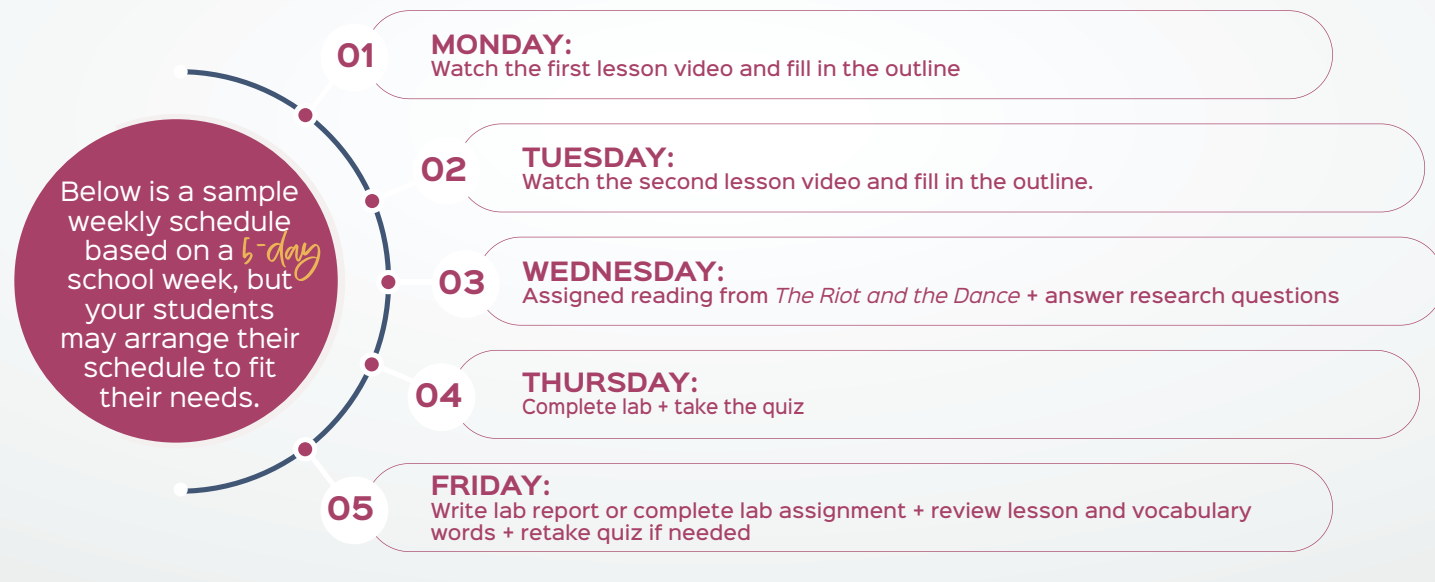
With answers for all diagrams throughout guidebook and field guide

SAMPLE LAB REPORT

So you can see what to expect from a typical lab report from a high school student

SAMPLE DAILY/WEEKLY SCHEDULE

Your students have the flexibility to complete the lessons whenever they'd like throughout the week, but we recommend completing one lesson per week. Students have access to the lessons for a full year. With 35 lessons, they'll still have time for periodic breaks throughout the school year as needed and be able to complete the course.



HOW TO BUY

Students and parents have access to the PDF downloads of the complete student guidebook and lab guide in the online classroom. Just download the PDF and print.

Would you rather have a no-fuss option with everything ready to go? Buy the spiral-bound guidebook and the lab guide.

CHECK IT OUT IN OUR STORE!



Sample Lesson: [Check out a sample lesson now!](#)

SUPPLEMENTARY MATERIALS

Students will need a number of supplies to complete their laboratory work. For specialized items, we have partnered with lab supply companies and provide links for where you can purchase them. You can see the complete list of lab supplies by lesson along with options for purchasing.

A compound microscope is highly recommended; however, if it's cost-prohibitive, images are available in the online classroom for students to use in lieu of looking at organisms under the microscope.

SEE THE COMPLETE SUPPLY LIST




“ I HATED THE IDEA OF MY DAUGHTER DOING WORK ALONE—
SIMPLY HANDING HER A BORING TEXTBOOK FOR BIOLOGY...

...but it's difficult for me to do any school with my daughter since she has 3 younger siblings that need help and I work from home. We hadn't used any online courses, so I was concerned online biology would be boring for my daughter. Experience Biology has such engaging lesson videos and the labs are interesting. So even though she's done the course alone, it's been a lot of fun!

- MELISSA,

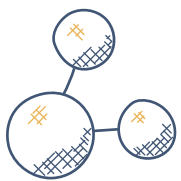
mom of Experience Biology student



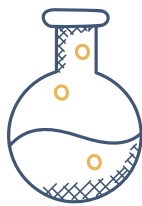


Experience Chemistry

▶▶ Level C (ages 14-18)



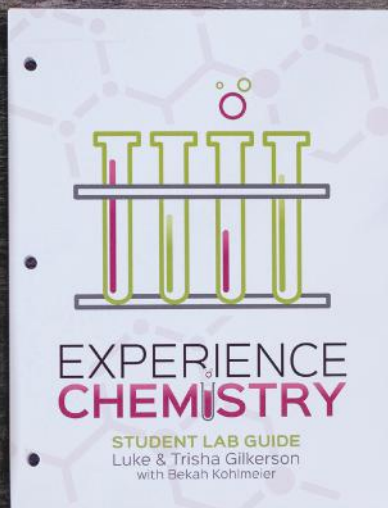
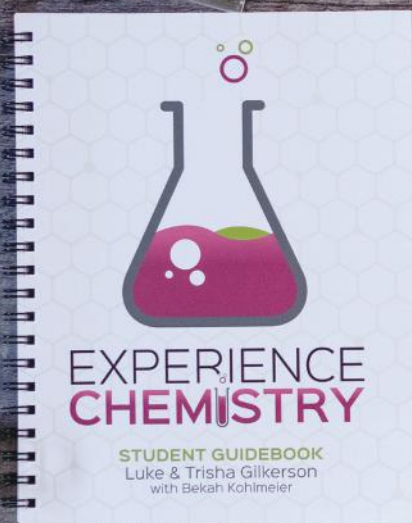
In Experience Chemistry Level C, your high school students will dive deep into the study of chemistry and be introduced to a host of fascinating topics. We will start building your students' understanding of matter at the most basic level—with the atom! Throughout the year, they'll explore chemical reactions and interactions and how this captivating topic relates to all sciences. They'll learn how observing the structure and changes of matter reveals God's divine creativity and how every tiny detail has been created to sustain His creation.



Throughout the course, students won't just be reading and watching lectures, but they'll be experiencing chemistry for themselves. They'll have hands on labs and throughout the course will be taught how to write a lab report. Students will be given plenty of opportunities to practice this new skill!

**DOWNLOAD THE SCOPE
AND SEQUENCE**





WHAT IT LOOKS LIKE FOR THE STUDENT



READING ASSIGNMENTS

Students are assigned weekly reading assignments from the book *Modern Chemistry* that will further their understanding of the course material in a new way.

QUIZZES

Students take a weekly comprehension quiz, plus quarterly exams. Don't worry—it's all graded for you, so you don't have to do the work.

LAB GUIDE & VIDEOS

Carefully planned lab assignments within a guide designed for your student along with lab videos allow your kids to experience chemistry hands-on!

HOMEWORK QUESTIONS

Homework questions help your students apply some of the rich concepts covered in this course.

VIDEO LESSONS

Each week, students receive access to two engaging video lessons with a new lesson delivered after completing the previous lesson.

GUIDEBOOK

The student guidebook with lesson outlines helps your students grasp important concepts, learn new terms, and assists in note-taking.

New vocabulary for each lesson is highlighted to help students study new terms.

HOMEWORK HELP VIDEOS

Online tutorials to assist your student when they get stuck. We walk them through the tricky math and chemical equations step by step.

WHAT IT LOOKS LIKE FOR THE PARENT

PARENTS HAVE ACCESS TO AN ONLINE DASHBOARD WHERE THEY CAN DOWNLOAD ALL OF THE RESOURCES THEY NEED AND MONITOR THEIR STUDENTS' QUIZ AND EXAM SCORES.

CURRICULUM GUIDE

Explains exactly how the course works, directions on how to get started, and complete course schedule along with reading and lab assignments

STUDENT GUIDEBOOK ANSWER KEY

In case your students need help finding answers for their outline

HOMEWORK QUESTION ANSWER KEY

To help assess how your students are doing

SAMPLE LAB REPORTS

So you can see what to expect from typical lab reports from a high school student

SAMPLE DAILY/WEEKLY SCHEDULE

Your students have the flexibility to complete the lessons whenever they'd like throughout the week, but we recommend completing one lesson per week. Students have access to the lessons for a full year. With 35 lessons, they'll still have time for periodic breaks throughout the school year as needed and be able to complete the course.

Below is a sample weekly schedule based on a 5-day school week, but your students may arrange their schedule to fit their needs.

01

MONDAY:

Watch the first lesson video and fill in the outline

02

TUESDAY:

Watch the second lesson video and fill in the outline.

03

WEDNESDAY:

Assigned reading from the *Conceptual Chemistry* + answer homework questions

04

THURSDAY:

Complete lab + take the quiz

05

FRIDAY:

Write lab report or complete lab assignment + review lesson and vocabulary words + retake quiz if needed

HOW TO BUY

Students and parents have access to the PDF downloads of the complete student guidebook and lab guide in the online classroom. Just download the PDF and print.

Would you rather have a no-fuss option with everything ready to go? Buy the spiral-bound guidebook and the lab guide.

CHECK IT OUT IN OUR STORE!



Sample Lesson: [Check out a sample lesson now!](#)

SUPPLEMENTARY MATERIALS

Students will need a number of supplies to complete their laboratory work. For specialized items, we have partnered with lab supply companies and provide links for where you can purchase them. You can see the complete list of lab supplies by lesson along with options for purchasing.

SEE THE COMPLETE SUPPLY LIST




MY SON HAD THE CHOICE OF TAKING A CO-OP CLASS OR ANOTHER JHA CLASS TO FINISH OUT HIS SENIOR YEAR, AND HE SAID HANDS DOWN, EXPERIENCE CHEMISTRY WAS HIS FIRST CHOICE!

I have taken many college level science classes that never explained the same material in such a straight forward, easy to understand way. The quality of the instruction is thorough and tackles even the most challenging ideas with wit and humor. It was never work to get my son to listen to your lectures, he enjoyed them so much. When we look back on our last years of homeschooling, your classes will be one of the delightful highlights we'll remember.

- WENDY,

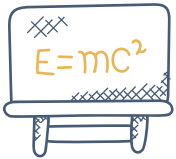
Mom of Experience Chemistry student





DISCOVER PHYSICS

▶ **Level C** (ages 14-18)



In Discover Physics Level C, your high schooler will learn about the fundamental principles and concepts of physics in an interactive and engaging way. Students will take the first step towards understanding the world around them and discover new ways to bring physics to life.

Students will dive into the discoveries of legendary intellectuals like Galileo,

Newton, and Einstein! They'll dissect the concepts, theories, and laws that dynamically govern the interactions of matter, force, and energy throughout the universe. Then, they'll explore all the ways those interactions apply to everyday experiences.

As students study physics through reading, lectures, and hands-on lab discovery, it will deepen their appreciation for the natural world. They'll be taught how to write lab reports and be given plenty of opportunities to practice this skill.

**DOWNLOAD THE SCOPE
AND SEQUENCE**





WHAT IT LOOKS LIKE FOR THE STUDENT



READING ASSIGNMENTS

Students are assigned weekly reading assignments from the book *Conceptual Chemistry* that will further their understanding of the course material in a new way.

QUIZZES

Students take a weekly comprehension quiz, plus quarterly exams. Don't worry—it's all graded for you, so you don't have to do the work.

LAB GUIDE & VIDEOS

Carefully planned lab assignments within a guide designed for your student along with lab videos allow your kids to experience chemistry hands-on!

HOMEWORK QUESTIONS

Homework questions help your students apply some of the rich concepts covered in this course.

VIDEO LESSONS

Each week, students receive access to two engaging video lessons with a new lesson delivered after completing the previous lesson.

GUIDEBOOK

The student guidebook with lesson outlines helps your students grasp important concepts, learn new terms, and assists in note-taking. New vocabulary for each lesson is highlighted to help students study new terms.

HOMEWORK HELP VIDEOS

Online tutorials to assist your student when they get stuck. We walk them through the tricky math and equations step-by-step.

WHAT IT LOOKS LIKE FOR THE PARENT

PARENTS HAVE ACCESS TO AN ONLINE DASHBOARD WHERE THEY CAN DOWNLOAD ALL OF THE RESOURCES THEY NEED AND MONITOR THEIR STUDENTS' QUIZ AND EXAM SCORES.

CURRICULUM GUIDE

Explains exactly how the course works, directions on how to get started, and complete course schedule along with reading and lab assignments

STUDENT GUIDEBOOK ANSWER KEY

In case your students need help finding answers for their outline

HOMEWORK QUESTION ANSWER KEY

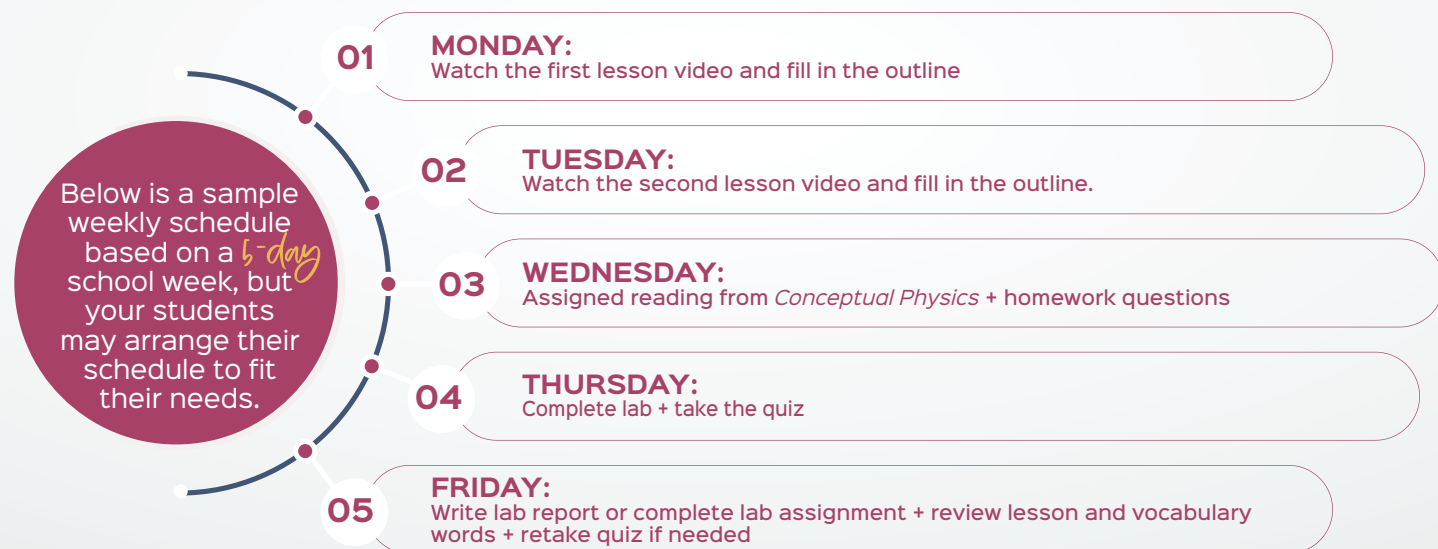
To help assess how your students are doing

SAMPLE LAB REPORTS

So you can see what to expect from typical lab reports from a high school student

SAMPLE DAILY/WEEKLY SCHEDULE

Your students have the flexibility to complete the lessons whenever they'd like throughout the week, but we recommend completing one lesson per week. Students have access to the lessons for a full year. With 35 lessons, they'll still have time for periodic breaks throughout the school year as needed and be able to complete the course.



HOW TO BUY

Students and parents have access to the PDF downloads of the complete student guidebook and lab guide in the online classroom. Just download the PDF and print.

Would you rather have a no-fuss option with everything ready to go? Buy the spiral-bound guidebook and the lab guide.

CHECK IT OUT IN OUR STORE!



Sample Lesson: [Check out a sample lesson now!](#)

SUPPLEMENTARY MATERIALS

Students will need a number of supplies to complete their laboratory work. For specialized items, we have partnered with lab supply companies and provide links for where you can purchase them. You can see the complete list of lab supplies by lesson along with options for purchasing.

SEE THE COMPLETE SUPPLY LIST



“ I SEE SO MANY PEOPLE PUT THEIR KIDS BACK IN SCHOOL WHEN THEY GET TO HIGH SCHOOL, BECAUSE THEY LACK THE CONFIDENCE TO TEACH COURSES LIKE CHEMISTRY...

...thanks to you guys, that is no longer an excuse. The videos in this course are top notch and I like the layout of the workbook with the opportunity it provides to learn notetaking skills. This is a challenging course, designed well, and taught from a biblical worldview. Thank you for working so hard to put these amazing courses together!

- JENNA,

Mom of Discover Physics student



Physical Science Explored PLUS

► Level C (ages 14-18)



Physical Science Explored PLUS (Level C) builds on our Level B program—with all the same lectures, quizzes, and labs—along with exclusive access to additional weekly assignments in the Level C track of Physical science.

In Level C, students will deepen their understanding of physics and chemistry through extra training videos. They'll be challenged with research assignments that will help them understand some

of the fundamental laws that govern nature and learn about important scientists throughout history. Students will memorize key terms and principles, as well as study how these principles have impacted world history. And they will be instructed on writing lab reports and have the opportunity to practice with a number of exclusive Level C labs.

This is just a taste of what your high school students will have the opportunity to explore in Physical Science!

WHAT IT LOOKS LIKE FOR THE STUDENT

VIDEO LESSONS

Each week, students receive access to an engaging video lesson with a new lesson delivered after completing the previous lesson.

READING ASSIGNMENTS

Students are assigned a weekly reading assignment. We provide recommended reading from Novare *Physical Science* textbook. It's optional, but we highly encourage you to grab the textbook to help reinforce the lessons your students are learning.

GUIDEBOOK

The student guidebook with lesson outlines helps your students grasp important concepts, learn new terms, and assists in note-taking. New vocabulary for each lesson is highlighted to help students study new terms.

LAB AND ACTIVITY GUIDE

Lab assignments are carefully laid out, complete with instructions, supplies, diagrams, and tables where necessary. These activities bring science to life!

LAB VIDEOS

Lab video guides are available for the labs and activities that are a bit more difficult to understand. We'll be right there helping your students every step of the way!

HOMEWORK QUESTIONS

Homework questions help your students apply some of the rich concepts covered in this course

HOMEWORK HELP VIDEOS

Online tutorials to assist your student when they get stuck. We walk them through the tricky math and equations step-by-step

QUIZZES

Students take a weekly comprehension quiz, plus four quarterly exams. Don't worry—it's all graded for you, so you don't have to do the work.

LEVEL C ASSIGNMENT & PROJECTS

Students will have extra Level C assignments each week to help immerse them even more fully in the rich concepts covered in the course. Projects vary from week-to-week. But your student can expect to see additional labs, research assignments, extension lessons, hands-on building projects, and more.



WHAT IT LOOKS LIKE FOR THE PARENT

PARENTS HAVE ACCESS TO AN ONLINE DASHBOARD WHERE THEY CAN DOWNLOAD ALL OF THE RESOURCES THEY NEED AND MONITOR THEIR STUDENTS' QUIZ AND EXAM SCORES.

CURRICULUM GUIDE

Explains exactly how the course works, directions for how to get started, and a complete course schedule along with reading & field guide assignments

STUDENT GUIDEBOOK ANSWER KEY

In case your students need help finding answers for their outline

LAB GUIDE ANSWER KEY

So you can make sure your students stay on track

HOMEWORK QUESTION ANSWER KEY

To help assess how your students are doing

SAMPLE DAILY/WEEKLY SCHEDULE

Your students have the flexibility to watch each lesson video whenever they'd like throughout the week, but we recommend completing one lesson per week. Students have access to the lessons for a full year. With 35 lessons, they'll still have time for periodic breaks throughout the school year as needed and be able to complete the course.

Below is a sample weekly schedule based on a 5-day school week, but your students may arrange their schedule to fit their needs.

01

MONDAY:

Watch lesson video and fill in lesson outlines in the student guidebook

02

TUESDAY:

Complete homework questions + lesson quiz + assigned reading from Novare *Physical Science*

03

WEDNESDAY:

Complete lab assignment + take the quiz

04

THURSDAY:

Review lesson + begin Level C assignment

05

FRIDAY:

Complete level C assignment + retake quiz if needed

HOW TO BUY

Students and parents have access to the PDF downloads of the complete student guidebook and lab guide in the online classroom. Just download the PDF and print.

Would you rather have a no-fuss option with everything ready to go? Buy the spiral-bound guidebook and the lab guide (coming in 2025).

CHECK IT OUT IN OUR STORE!



SUPPLEMENTARY MATERIALS

Your students will need some supplies for all of the hands-on activities and labs. But don't worry; most of these can be found around your home or at the local grocery store. For the few items that are more specialized, we provide links for where you can find them. See the complete Physical Science Explored Lab & Activity Supply List.

SEE THE SUPPLY LIST



Sample Lesson:

[Check out a sample lesson now!](#)

“THIS PROGRAM LITERALLY FELL INTO OUR LAPS AFTER SEARCHING AND TOILING OVER WHICH SCIENCE CURRICULUM TO CHOOSE FOR OUR BOYS.



I have a Biology degree so I knew I wanted a meaty and informational science curriculum for my children, but not one so cumbersome it weighed us down. I wanted something full and thorough, yet not so rigorous it didn't offer us time to explore the real world of science happening all around us. I tried curriculum after curriculum, but we kept falling on our faces. I thought I had hit the end of the line, exhausting all options when I happened upon Journey. Thank you for your efforts and helping to check all the boxes for us. Earth Science Explored was the breath of fresh air I had been seeking!

- KRISTEN,

Homeschool mom of two



Equipped! Tools for Exploring the Bible

▶ **Level C** (ages 14-18)




No other collection of writings has influenced Western civilization, culture, and literature more than the Bible. Equipped! New Testament Survey is designed to walk students through all 27 New Testament documents, examining the literary features of each book.



Students will learn how the New Testament canon was formed, fluency in the stylistic patterns and literary techniques of the New Testament authors, the importance of plot context when reading biblical narrative literature, the value of literary context for biblical interpretation, the importance of recognizing both the human authorship and divine inspiration of the New Testament documents, and more!

**DOWNLOAD THE SCOPE
AND SEQUENCE**





WHAT IT LOOKS LIKE FOR THE STUDENT



VIDEO LESSONS

Each week, students receive access to two engaging video lessons, with a new lesson delivered after completing the previous lesson.

READING ASSIGNMENTS

Students will read through the New Testament in a year with a daily reading guide to help them break it up into easy-to-digest pieces of Scripture that correspond to the week's lesson.

QUIZZES

Students take a weekly comprehension quiz, plus a midterm and final exam. Don't worry—it's all graded for you, so you don't have to do the work.

DISCUSSION QUESTIONS

Discussion questions help your students think more deeply about scripture and how it applies to their life.

GUIDEBOOK

The student guidebook with lesson outlines helps your students grasp important concepts, learn new terms, and assists in note-taking.

BOOK OVERVIEWS

Give your students an at-a-glance view of some of the important concepts from each book of the New Testament.

TIMELINE ACTIVITIES

Help your students see significant biblical events alongside major historical events.

MAPS

Your students fill in help to visualize the journeys of Jesus and the apostles.

WHAT IT LOOKS LIKE FOR THE PARENT

PARENTS HAVE ACCESS TO AN ONLINE DASHBOARD WHERE THEY CAN DOWNLOAD ALL OF THE RESOURCES THEY NEED AND MONITOR THEIR STUDENTS' QUIZ AND EXAM SCORES.

CURRICULUM GUIDE

Guide to match other sections exactly how the course works, directions on how to get started, and complete course schedule along with reading & lab assignments

STUDENT GUIDEBOOK ANSWER KEY

In case your students need help finding answers for their outline

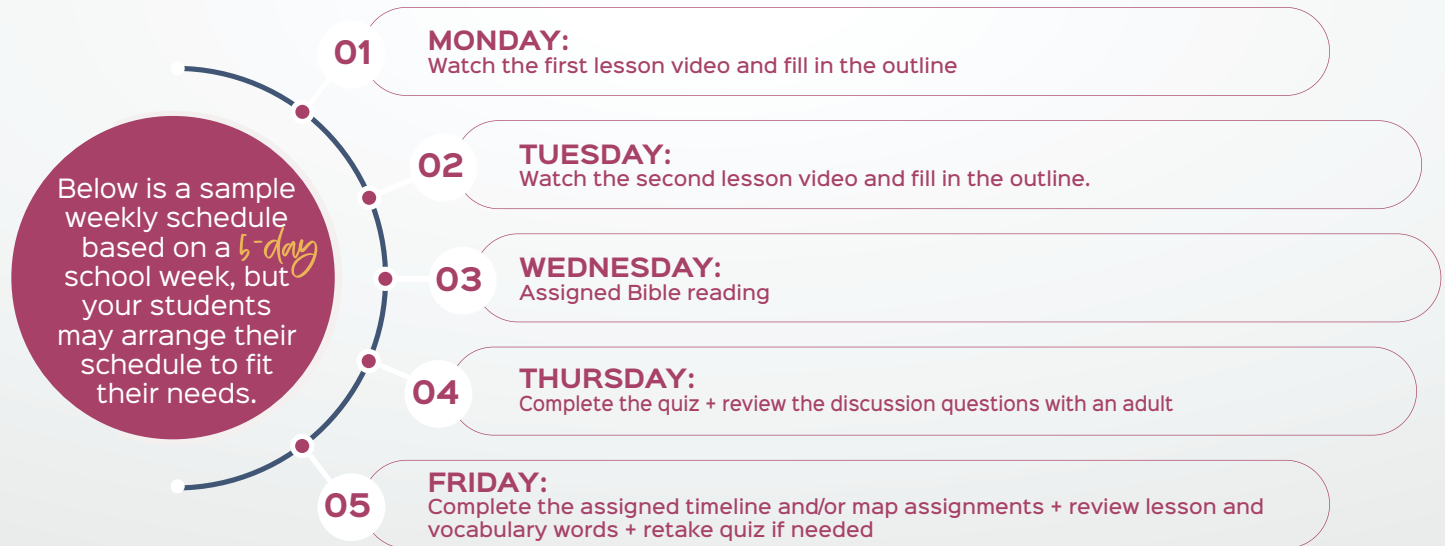
DISCUSSION QUESTION ANSWER KEY

To help assess your students' understanding of the text

SAMPLE DAILY/WEEKLY SCHEDULE

Your students have the flexibility to complete the lessons whenever they'd like throughout the week, but we recommend completing one lesson per week. Students have access to the lessons for a full year. With 35 lessons, they'll still have time for periodic breaks throughout the school year as needed and be able to complete the course.

Below is a sample weekly schedule based on a 5-day school week, but your students may arrange their schedule to fit their week.



HOW TO BUY

Students and parents have access to the PDF downloads of the complete student guidebook in the online classroom. Just download the PDF and print.

Would you rather have a no-fuss option with everything ready to go? Buy the spiral-bound guidebook.

CHECK IT OUT IN OUR STORE!



Sample Lesson: [Check out a sample lesson now!](#)



Equipped! was the answer to my prayer for a Bible Study program we could use in our homeschool. The Bible teaching was thorough and well organized — it was fantastic! I appreciated the “big picture” approach to teaching the New Testament.

- DEANNA,
mom of Equipped! student

GOT QUESTIONS?

We can't wait to have you join the Journey Homeschool family. You can always check out our FAQ for answers, or if you'd like a more personalized answer, our customer care team is ready to help you.

CONTACT US AT

info@JourneyHomeschoolAcademy.com

and someone will get back to you right away!



Hands down, these are the best science classes we've ever used as a homeschool family. We're using courses from elementary through high school, and they're simple to follow but incredibly rich in content! The program is thoughtfully designed with the needs and expectations of homeschoolers in mind. I couldn't be happier. The flexibility and ease of use make it accessible, but there's absolutely no compromise on delivering a solid science education. We'll be returning to Journey Homeschool Academy again and again."

- SARA,
homeschool mother

LET'S GET STARTED

Journey Homeschool Academy has the best courses to help your children develop a love of learning, gain independence, and build critical thinking in the sciences and beyond. It's time to discover whether Journey is the right fit for you.