



Product Catalogue

educatedfurniture.co.nz



“

We have been using Educated Furniture for many years for the furniture requirements of our school. We are always happy with Educated Furniture, staff and the products. They are truly amazing, the staff are approachable, are always happy to help and have great follow up service.

**Office Manager
Puhinui School
Auckland**

Catalogue Contents

Section 1 - Whiteboard Cabinets

Units and Combinations	1-3
The Best Cabinet on the Market.....	1-6

Section 2 - Educational Units

Teacher Stations	2-3
Electronic Device Storage	2-5
Teacher Podiums	2-6
Library Units.....	2-7
Mobile-Storage and Cupboard Units.....	2-8
Book Shelving and Display Units	2-9
Multi-Storage Units.....	2-14
Tote Trolleys	2-17
Bag Trolleys	2-19
Cubby Hole Units	2-20
Sick Bay Furniture.....	2-21
Artwork Storage Units	2-22

Section 3 - Tables and Desks

Classroom Tables	3-3
Computer and Lab Tables.....	3-11
Student Desks	3-12
Teacher Desks.....	3-15
Office Desks and Workstations	3-16
Ergonomic Desking and Accessories.....	3-18
Library and Reception Desks	3-22
Meeting Room and Staffroom Tables.....	3-23
Bar Leaners and Coffee Tables	3-25
Collapsible Tables and Trolleys.....	3-28
Stages and Lecterns	3-29

Section 4 - Seating

Classroom Chairs	4-3
Student and Teacher Stools.....	4-6
Linkable and Stackable Chairs.....	4-8
Staffroom Stools and Chairs.....	4-9
Visitor and Meeting Room Chairs.....	4-11
Office and Teacher Chairs.....	4-13

Section 5 - Soft Furnishings

Fritters and Bean Bags	5-3
Cube Stools and Storage Seats.....	5-4
Ottomans	5-5
Couches and Arm Chairs	5-11
Booths, Pods and Tiered Seating.....	5-14

Section 6 - Modular Units and Cabinetry

iQuad Desk Units.....	6-3
iQuad Mobile Units	6-5
iQuad Credenza Units	6-6
iQuad Storage Units.....	6-7
Modular Units	6-8

Section 7 - Acoustic Panels, Display Boards and Partitions

Acoustic Coverings.....	7-3
Display Boards	7-8
Partitions and Screens	7-13

A large, stylized blue quotation mark icon centered within a white circle. The circle has a thick blue border. The background is a solid blue color with faint, large, light-blue letters 'E' and 'S' visible in the upper and lower portions.

Thank you for all your support as we prepared the space for our youngest learners. We are thrilled to have all the new furniture in the building and look forward to setting it up in the coming weeks.

**Head of Primary School
KingsWay School
Auckland**

Designers and manufacturers of innovative, high quality, educational furniture.

Educated Furniture has over 28 years' experience within the educational sector and offers the most extensive range of high quality school furniture in New Zealand.

We have options to suit all education providers and every environment, including classrooms for all ages, MLE's, libraries, staffrooms, STEM rooms, breakout spaces, resource rooms, auditoriums/halls, exam rooms and administration areas.

We are a Kiwi owned and operated family business, with a passion for supplying quality products and excellent service and support to our customers.

We strongly believe in the importance of education and we take pride in the fact that our furniture and equipment helps teachers and students get more out of their day. Much of our educational furniture is designed and manufactured in our purpose built factory in Whangarei.

This allows us to offer our products at some of the most competitive prices in the market and ensures that the items we supply are built to the highest standard and are delivered on time.



Working with schools to create the perfect learning environment

Our product range is extensive

We have literally thousands of products to suit every need. The vast majority of our products are made right here in New Zealand, and our factory team can make any customised unit imaginable.

We also partner with high quality and reliable suppliers to bring you the full range of products at value for money prices.

Flexibility and customisation options with EF

The beauty of manufacturing much of our educational furniture range in house, is that it gives our customers the flexibility to order items such as tables, desks, bookcases, display units and storage units in any height or size specifications they want. Not only that, we are always happy to discuss bespoke furniture requirements as the need arises.

Our team is always working on designing, developing and sourcing new products to keep abreast of the current and future needs of education providers.

Superior quality and confidence in our products

EF is so confident in the quality of our range that we offer a 10 year repair/replacement warranty on our manufactured products and varying warranties on products we source from our supply partners.

If there is a problem with anything we have supplied we will either repair it, replace it or credit you for the item.

We have been making and supplying our range of furniture for a long time and have many loyal customers who have continued to return to us over many years – such is the quality, value and service we offer.

Skilled and knowledgeable sales team who service all of New Zealand

Our skilled sales team have an extensive knowledge of our product range and collectively many years of experience supporting the education sector. There is never a job too big, too small or too remote for us. Our four Territory Account Managers now cover all regions in the North and South Island and go above and beyond to ensure that all our customers receive the personalised service and support they require, no matter the location or the size of the job.

We also understand that the needs of our rural and urban customers vary and there is no one size fits all approach to fitting out a learning space. Our team love a challenge and thrive on delivering unique and different projects that are unlike anything we have done before.

We offer a free consultation and design service

At Educated Furniture we realise that the quality of the physical learning environment is partnered with academic performance.

Our aim is not to simply supply furniture, instead we combine your school's vision and our extensive experience in the education sector to create environments and inspirational learning spaces for students and teachers.

Research shows that a student's learning environment affects their ability to learn, interact and behave within the classroom setting. This knowledge coupled with our valuable connections within the educational furnishing industry allows us to make recommendations and plan spaces which are functional, inspiring and motivating.

Consultation site visit or video consult

We offer a free consultation service for all our customers no matter how big or small the order is. During the initial consultation we will find out more about your school and work with you to gain a full understanding of your needs, the workspace, the budget and the timeframe.

Many of our larger fit-outs include multiple site visits and consultation meetings before anything is finalised.

Design

We will always strive to create a solution that meets the unique needs of each customer and the space(s) we are working with.

2D and 3D computer rendering of the space and proposed furniture will be generated so you can visualise how the space will be transformed prior to finalising a quotation. This ensures that the furniture solutions we have offered, meet your expectations. We will also offer advice and options for the layout of spaces, colour schemes and product options that are customised to meet your schools' unique needs.

Delivery, installation and handover

We work with you every step of the way, from initial consultation right through to project completion. In order to ensure our furniture arrives on time and undamaged, we have carefully selected logistics operators who are reliable and have a proven track record. We also have our own truck and driver to fulfill deliveries to many of our customers in the North Island.

For larger scale fit-outs our Territory Account Managers will always attend on delivery day to ensure that the furniture arrives as ordered and to assist with placement and installation. Upon handover, our sales team are always available to assist with any queries or support our customers require.

Our promise to our customers

As a customer of Educated Furniture you have our assurance that:

- Customer service and satisfaction is our priority
- We only use and supply top quality materials and our workmanship is at the highest level
- We will bring you the best possible products at the most competitive prices
- We manufacture furniture to your specifications
- We are always researching and testing new and innovative products that we can add to our educational furniture range
- We are always working on improvements to existing products
- We are always working on completely new designs for furniture where there is a gap in the market.



A large, stylized blue quotation mark icon, consisting of two thick, rounded strokes, positioned at the top of a white circular area. The circle is framed by a thick blue border. The background of the entire image is a solid blue color with faint, large, light-blue letters 'E' and 'F' visible in the upper and lower portions.

The quality of products and the advice and guidance from the team at Educated Furniture, are unquestionably second to none.

I have moved around the country and have been the Principal in a variety of schools. I continue to purchase my school furniture from Educated Furniture and have never been let down by the quality or price.

My advice to any principal looking to purchase school furniture is to get a quote from Educated Furniture. You will save money and your children will benefit from excellent furniture.

**Principal
Central Normal School
Palmerston North**

Our Sales Team

**Graham Lyons**

Territory Account Manager
Auckland, Northland & Waikato
P 021 537 760
E graham@educatedfurniture.co.nz

**Campbell Norman**

Territory Account Manager
Far North & Central North Island
M 020 4068 6942
E campbell@educatedfurniture.co.nz

**Jono Mills**

Territory Account Manager
Lower North Island & Upper South Island
M 021 537 740
E jono@educatedfurniture.co.nz

**Jo Kingsbury**

Territory Account Manager
Central & Lower South Island
M 022 398 9067
E jo@educatedfurniture.co.nz

**Kirsty Hamilton**

Sales & Administration Co-ordinator
P 09 430 8000
P 0508 645 397 (toll free)
E sales@educatedfurniture.co.nz

Guarantee

- We offer you a 10 year guarantee on all products unless stated otherwise on a particular item
- The guarantee covers faulty materials and workmanship only
- The guarantee does not cover unfair wear, tear, misuse or abuse
- The guarantee does not cover any fabrics or zips unless stated on the individual product
- Our guarantee is a return to base guarantee. Should in the unlikely event an item fails within the specified guarantee period it is up to the customer to return this to Educated Furniture for repair. Once the item is repaired we will pay the cost to return to you

Disclaimer

- On publishing all items are correct to specification and design, however some items may differ due to updating a design and the availability of the raw materials
- Suppliers update their products from time to time, so replacement products may be released after publishing.
- We have endeavoured to have all the information correct at time of printing, however any mistakes that have been made will be pointed out to the client at time of purchase.
- All colours pictured are as close as the printing process will allow.

Samples

- We are happy to supply samples where necessary. This is on a 7 day trial. The goods must be returned to us in a "new" condition at the customer's expense.

Terms and conditions

Delivery

- All goods received must be checked before signing for
- If there has been any damage to the goods delivered this MUST be written on the delivery consignment note. It is also easier and quicker for everyone if you leave the item on the truck so that it can be replaced or repaired and back to you as soon as possible.
- Once signed for, no matter the condition, it is yours. So please check all inwards goods properly before signing for them.

Returns

- Any goods needing to be returned for any reason, you must have written permission from Educated Furniture. If returned without permission, there may be costs incurred by you.
- All goods have been made to your specifications. You have made your personal choices of colours, sizes and items and these have been made especially for you. All of these items are non-returnable
- If the goods have not been made to the specification on the website, catalogue or quote we are happy to have them replaced with the correct product.
- If we agree to have any goods returned there will be a restocking fee and a freight cost.

Custom-made items

- Any items that are custom made to you a customer's specifications are not returnable.

Romalpa Clause

- Title on the goods supplied does not pass to the purchaser until payment is received in full.

Bad Debts

- Any accounts not paid in full may be given to a debt collector.
- All costs incurred will be payable by you the customer

Terms of Payment

- Payment required by the 20th of the month following the invoice.
- If you do not have an account with us, goods must be paid for before they are dispatched.

Pricing

- All prices are subject to change without prior notice.
- All prices are PLUS GST and freight.



“

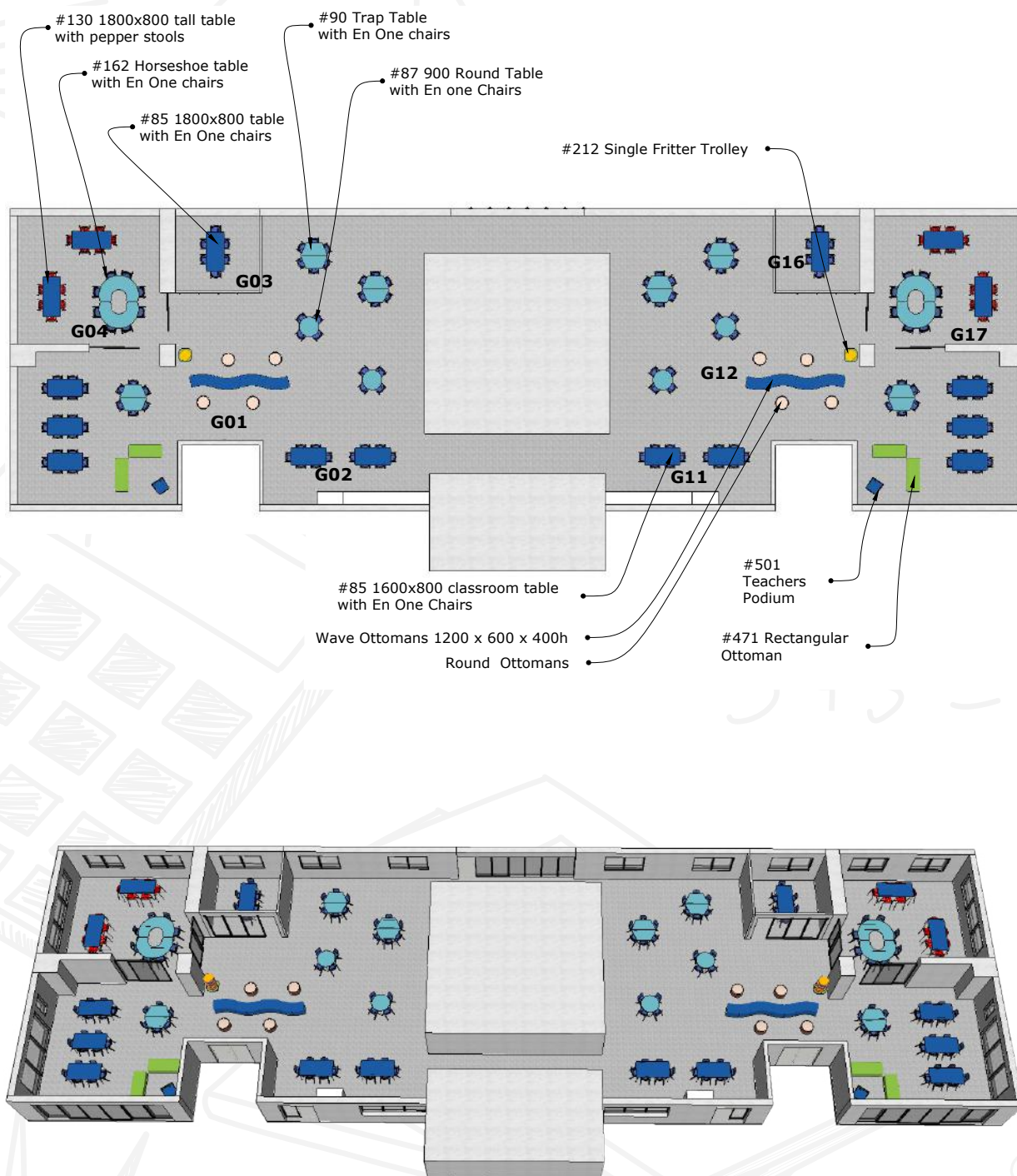
Over the years we have conducted a lot of business with Educated Furniture and have been pleased with the products that they have delivered.

The most satisfactory aspect of our relationship with Educated Furniture has been the prompt and friendly service that our Account Manager has given to our school. To me relationships are the most important part of any business interaction. Our EF Account Manager has always been available to discuss furniture issues, suggested appropriate solutions and ensured that our orders are delivered satisfactorily and on time.

**Principal
Owairoa School
Auckland**

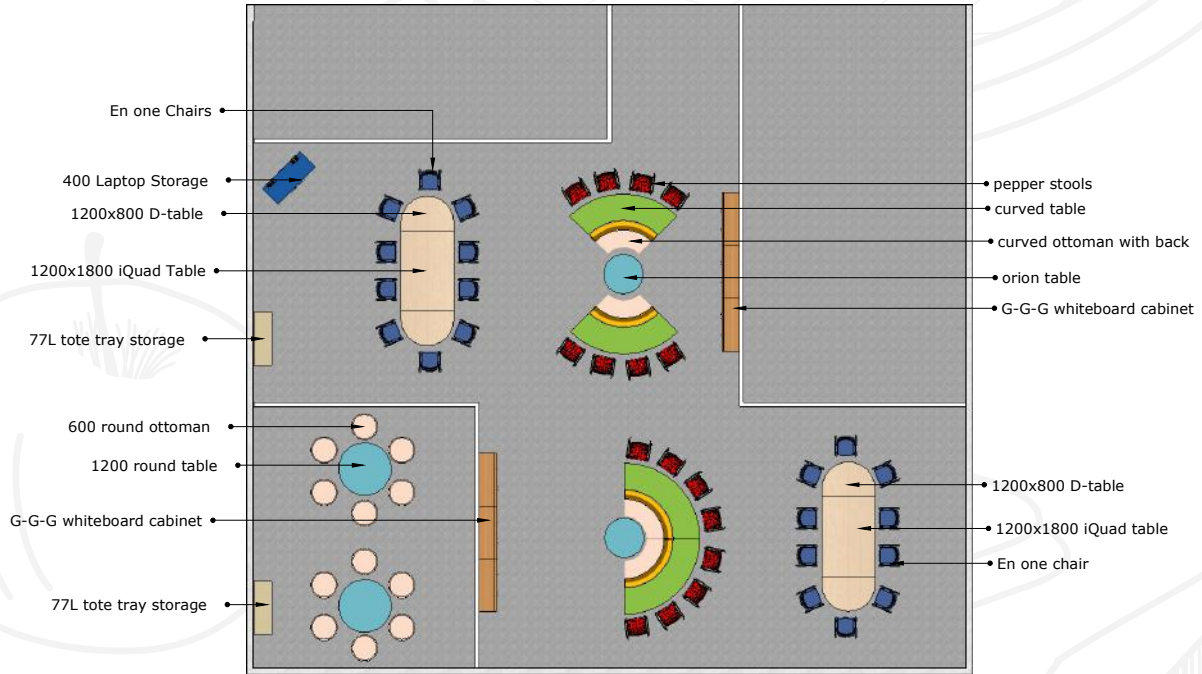
School Environments

Junior Classroom Inspiration



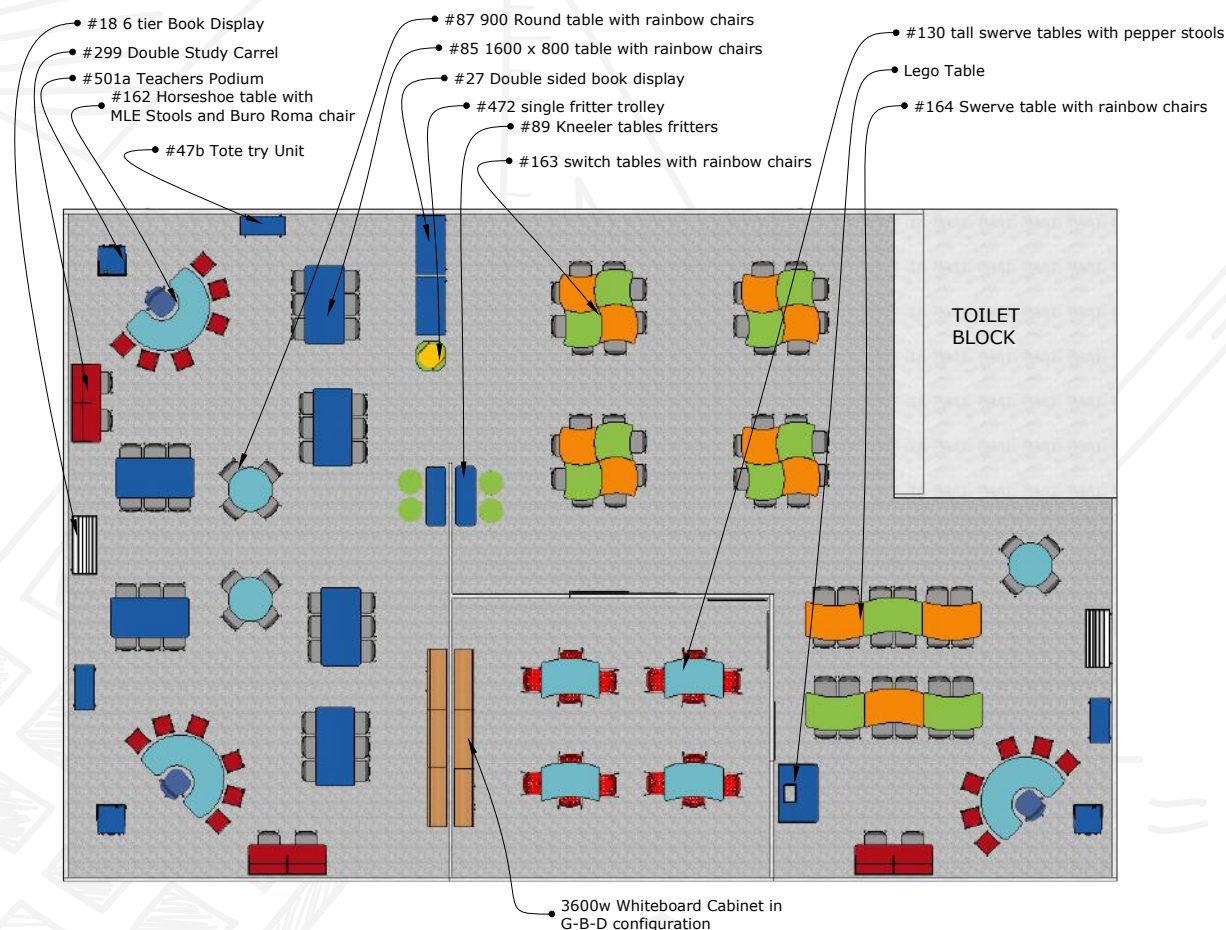
School Environments

Junior Classroom Inspiration



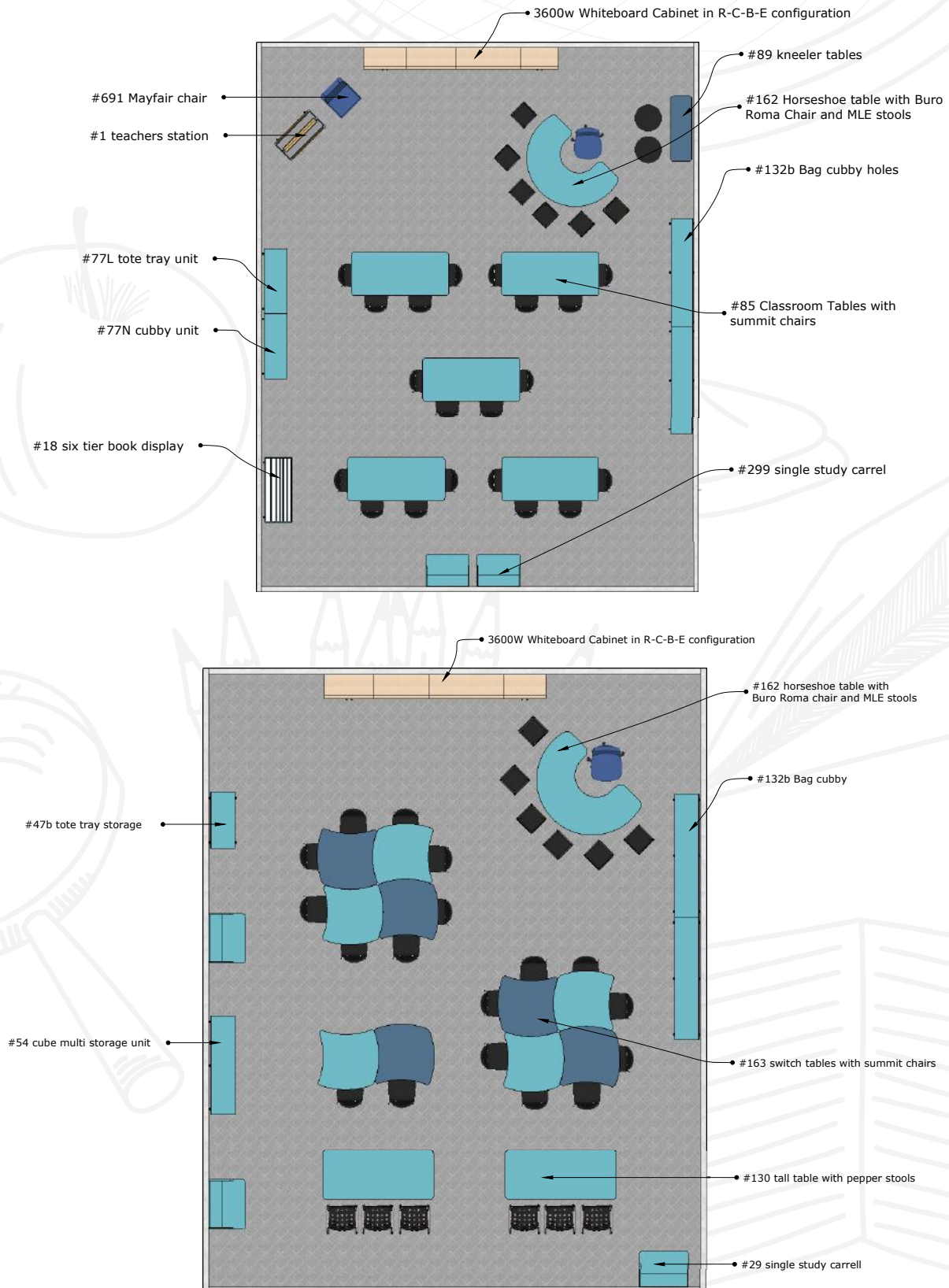
School Environments

Junior Classroom Inspiration



School Environments

Senior Classroom Inspiration



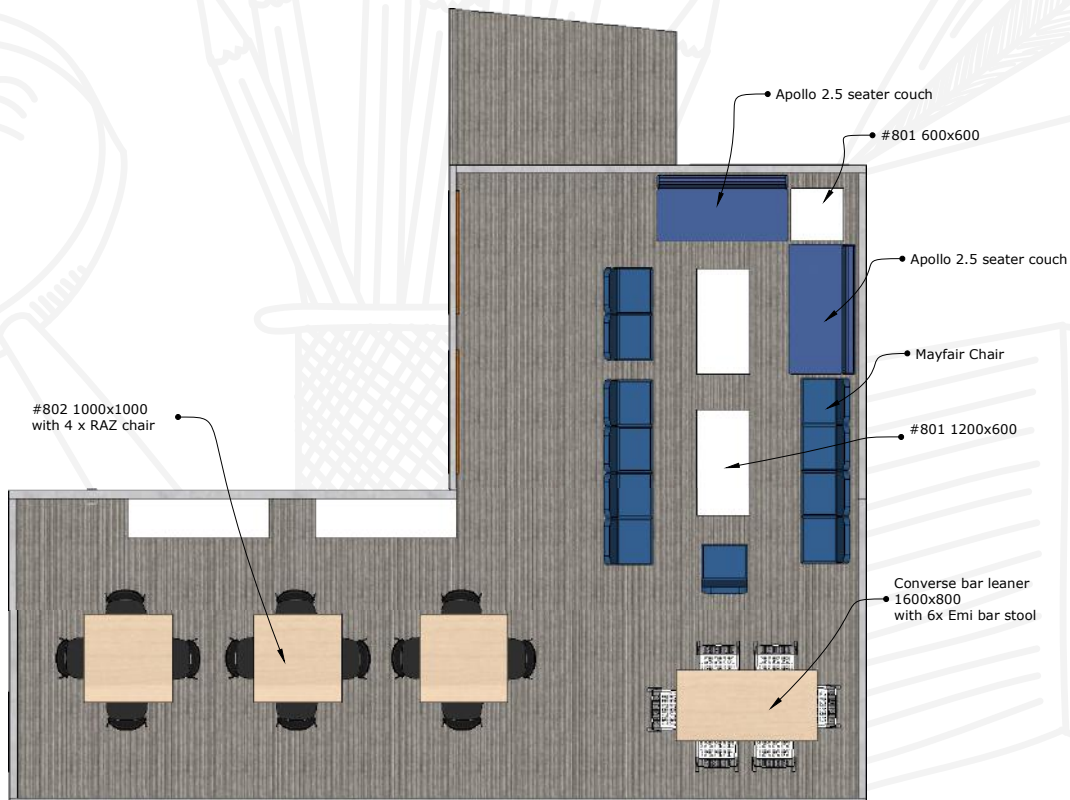
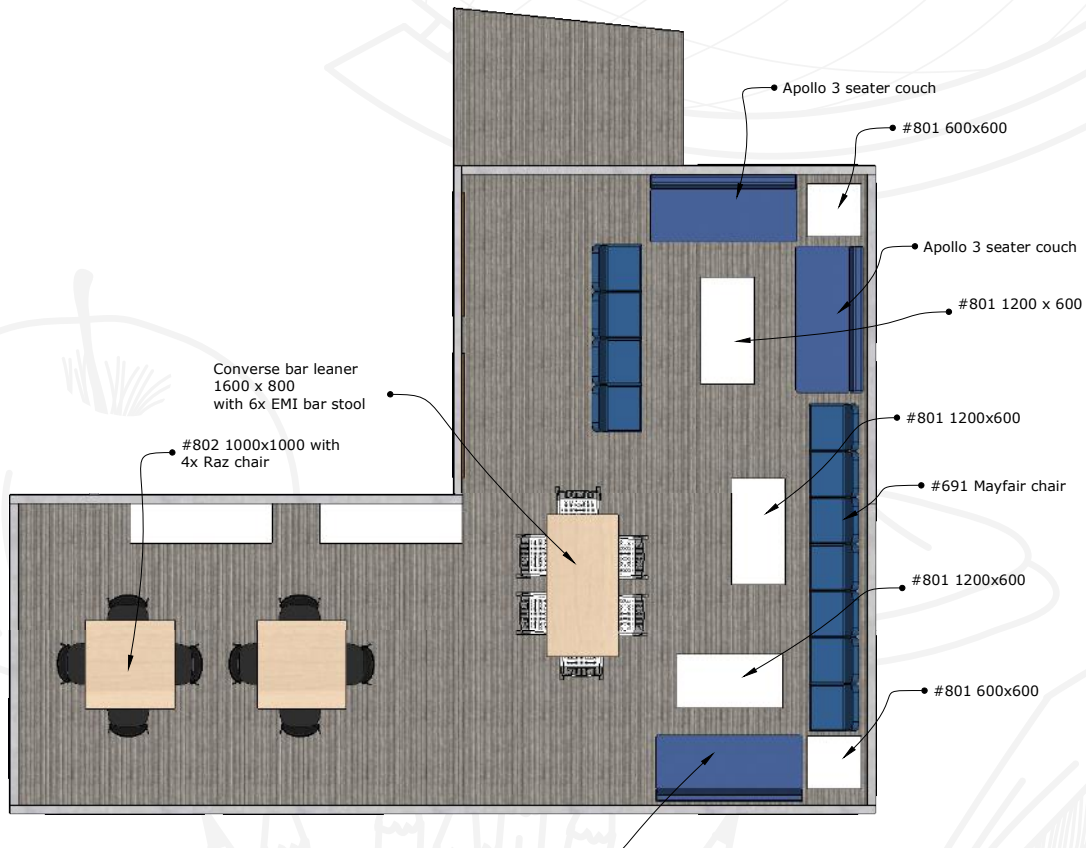
School Environments

Senior Classroom/Break Out Inspiration



School Environments

Staffroom Inspiration



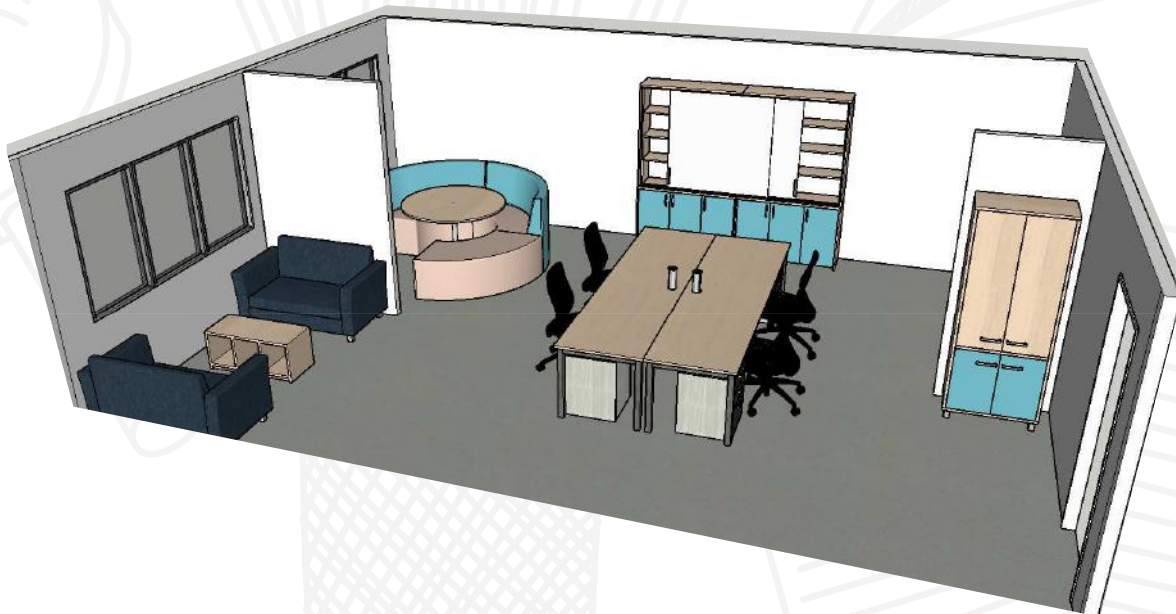
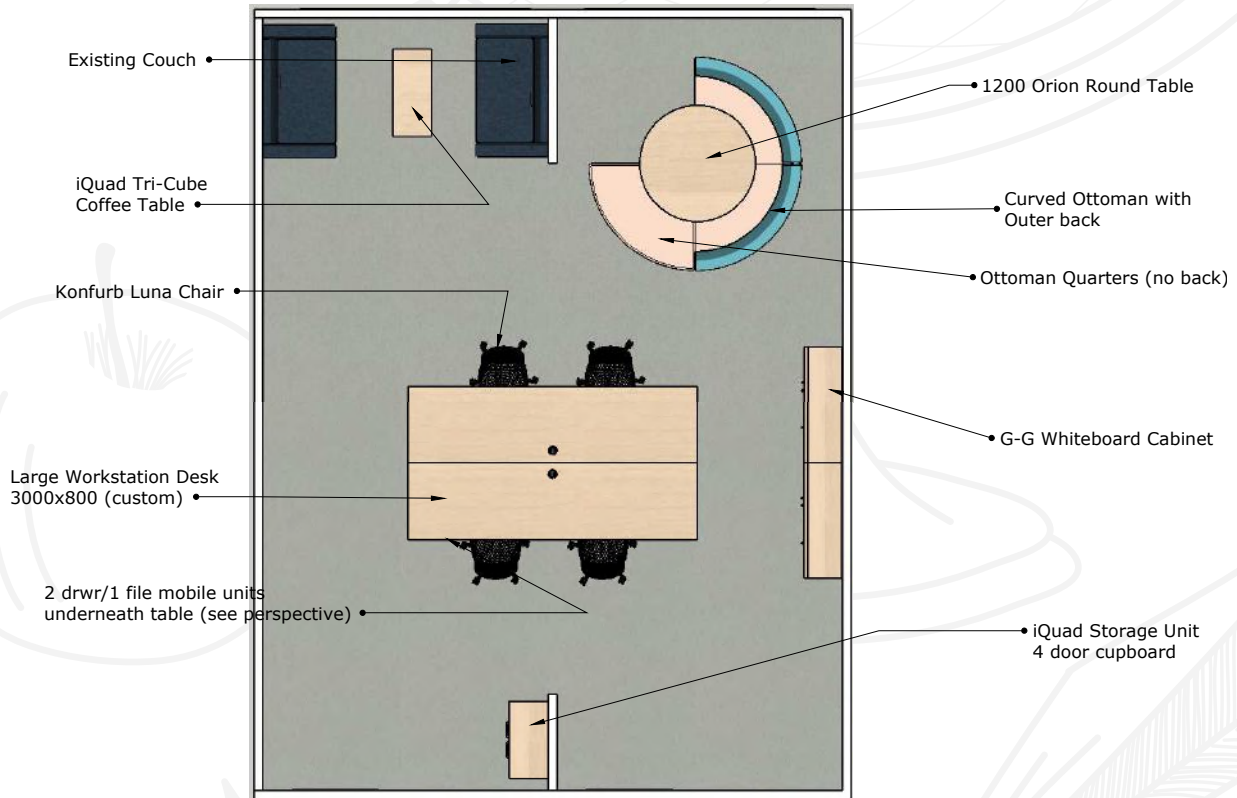
School Environments

Staffroom Inspiration



School Environments

Administration Area Inspiration



Windy Ridge School

Te Whare Ako new block fit-out



Windy Ridge School in Auckland's North Shore was due to open its new two storey block, Te Whare Ako in mid 2023 and needed assistance to plan the new spaces and make maximum use of the school's tight budget.

Having collaborated with us on numerous learning space upgrades over the past 7-8 years, former Deputy Principal Jenine Maxwell approached our Territory Account Manager Graham Lyons to assist her with this latest project.

Planning Process

With a very tight budget to work with it, was agreed that furnishing of Te Whare Ako would be best achieved in two phases. The focus of the first phase was to simply fit-out the spaces with the bare necessities to facilitate the opening of the new block and allow the school to move into its new classrooms.

This mostly involved the reallocation of existing furniture from the school's old classrooms, supplemented with a few new pieces of furniture to fill in any critical gaps that Graham and Jenine identified. Fortunately Graham is a master at working with a limited budget and finding creative ways to tie in new items with a school's existing furniture.

Once the school had finished settling into Te Whare Ako and the classrooms were being fully utilised, Graham returned to the school

to complete the second phase of the project. This included a walk-through with Jenine and consultation with all the relevant teaching staff to identify what additional furniture was required to further enhance the learning spaces.

Ultimately the full fit-out of Windy Ridge's Te Whare Ako block included the manufacture and supply of the following items:

Horseshoe tables; MLE Stools; Z Tool and trolleys; Bag cubby holes; Kneeler tables; Classroom tables; Sigma Tables; Library shelving; Swerve Tables; Library Tower; 6 Tier book display; En one Chairs and Tote Tray Units

Delivery and Installation

Graham assisted with the fit-out from beginning to end, ensuring that the most cost effective solutions were identified for each classroom and that the teachers had meaningful input into their learning spaces. The classrooms in Te Whare Ako are functional and modern and the teachers and students are thoroughly enjoying their new spaces.

Central Normal School

Staffroom furniture upgrade



The staffroom at Central Normal School had become very dated and was in desperate need of a refresh. Not only to better utilise the space, but also to provide the school's hard working team with a more comfortable place to relax and collaborate.

As long-time customers of EF, Principal Regan Orr and Deputy Principal Elly Warnock had confidence in our products and Territory Account Manager Jono Mills, to bring their staffroom upgrade to fruition.

Planning Process

Planning for the new staffroom began in early 2022 with an initial consultation between Jono, Regan and Elly to determine what the school's vision was for the space. It was clear the old staffroom had not be updated for many years and was no longer being fully utilised by the school's team.

Creating a modern, multi-functional and communal space was the school's main objective. First and foremost it needed to be a space where staff felt comfortable to eat, relax, catch up and collaborate. Secondly the furniture and layout needed to be versatile enough that it could easily be reconfigured to facilitate team workshops and Board of Trustees meetings.

With the school's vision and brief in hand, Jono got to work identifying the furniture combinations, colour scheme and layout that he believed would best fit the school's requirements. This included development of 3D drawings so

that Regan and Elly could better visualise the new space and make any necessary changes prior to accepting the final quote.

Furniture Solutions

Ultimately the staffroom furniture fit-out involved the manufacture and supply of the following items:

- Apollo single seater couches in "Centurion Charcoal" fabric
- Custom squabs for window seat in "Centurion Charcoal"
- iQuad tables - Snowdrift white tops with black powdercoated frames
- iQuad bar leaners - Snowdrift tops with black powdercoated legs
- iQuad Coffee tables - Snowdrift tops and black powdercoated frames
- iQuad tall tables - Snowdrift tops and black powdercoated legs

The Final Product

Delivery and installation came together in July 2022. The new staffroom is both modern and practical, providing staff with a range of different seating options, while still offering the flexibility to move the single seater couches into a group arrangement for meetings. Regan, Elly and the Central Normal team were delighted with their new staffroom and are now utilising the space to its full potential.

Kotata Early Childhood Centre

Custom cabinetry fit-out



In early 2023 EF completed a large scale custom cabinetry fit out at a brand new ECE in central Whangarei.

We liaised closely with both the architect, who had designed the centre and the head contractor to ensure the best solution was provided to the client.

Custom Cabinetry Solutions

Ultimately the fit-out included the manufacture, supply and installation of the following units:

- Custom made reception desk with integrated drawers and hutch. This was made to measure, built around walls and pillars and included cable ducting for data and power to be fitted tidily within the desk.
- Staffroom lockers - all doors individually locked and numbered.
- Staffroom kitchen - made to customer specifications with fridge surround and Formica benchtops with coved upstands.
- Main kitchen - commercial grade kitchen units to suit commercial appliances complete with full custom stainless steel bench tops
- Multiple changing rooms - these included change table bench units with Formica tops and integrated pull out steps, with cupboards and overhead storage for nappies and

changing aides.

- Art bench units with overhead storage - split level for adult / toddler use with Formica bench tops and coved upstands.
- Multiple kitchenettes made to customer specifications with fridge surround and Formica benchtops with coved upstands
- Laundry - full built in laundry cabinets with wrap around overhead storage.

Rowandale School

Staffroom furniture upgrade



Having worked with us on a number of fit-outs over the past 6 years, Rowandale School Principal Karl Vasau gave us the opportunity to quote on a refit he had planned for the school's staffroom.

The existing tables in the staffroom were not working well for them and the seating was tired and dated. Karl's plan was to replace everything and give the staffroom a new lease on life.

Planning Process

Consultation and planning began in early 2022 when Territory Account Manager Graham Lyons met with Karl to discuss his vision for the new staffroom and to complete a walk-through of the space. The school wanted to create a range of different zones within the staffroom where staff could relax, catch up, eat and collaborate.

Bringing colour into the room was also important as it needed to reflect the school's diverse community. After going through various fabric options it was agreed that the James Dunlop Tapa range would fit their vision perfectly, adding subtle colour and texture to the room through a variety of the upholstered seating options.

Once Graham had a clear understanding of what the school was looking for, he went away to design the spaces and identify the furniture he thought would work best in each zone. A series of CAD drawings were developed so that Karl and Executive Officer Regina Rakich could visualise the new staffroom from a variety of angles.

To complement the bold fabrics on the soft

furnishings, Graham recommended keeping all the tables modern and simple with Affinity Maple tops and solid silver iQuad frames. Karl and Regina were really happy with the new look and feel of the staffroom and gave us the green light to proceed with the order.

Furniture Solutions

Ultimately the Rowandale School staffroom fit out included the manufacture and installation of the following items from our range:

- Mayfair chairs banked together
- iQuad coffee tables in different sizes with Affinity Maple tops
- iQuad tables with square and rectangular tops in Affinity Maple
- Converse bar leaners with Affinity Maple tops
- Emi stools in Anthracite
- Single seater Apollo chairs in James Dunlop Tapa fabrics – Pumice, Lime, Aqua and Aluminium
- Vision chairs in James Dunlop Tapa fabric – Tangelo

The Final Product

The new Rowandale School staffroom is not only functional and stylish but it also suits the diverse and multi-cultural character of the school. Staff members and the leadership team love the new space and are enjoying having a range of places they can both relax and work.

Browns Bay School

Furniture fit-out of new two storey block



Planning began in early 2021 for the school furniture fit-out of the new two storey block at Browns Bay School.

Having successfully fitted out numerous classrooms at the school for the past six years, Deputy Principal Jo Hewitt had confidence that we could deliver on this larger scale project.

Planning Process

The new two storey block was designed to include a range of senior classrooms and breakout spaces with the overall plan to keep the rooms bright, fresh and open.

Graham met with Jo and the team leaders of Years 5 and 6 who would be occupying the new building, to discuss their specific requirements. Initially the school planned to move the majority of the existing furniture from their temporary classrooms and fill in the gaps with a few new items. Upon further consultation however, it became clear that the scope of the fit-out would need to be considerably expanded, with a range of new tables and seating options required.

After numerous consultation meetings with Jo and the team leaders, a wish list of new items was developed. Graham's extensive product knowledge and experience completing large scale fit-outs helped the school significantly to narrow down furniture configurations, dimensions and colour combinations that would work best in each space.

Graham then arranged for a detailed quote and drawings of the various spaces to be developed so the school could visualise how the furniture would look in the new rooms. The quote was reviewed and accepted and the EF factory got to work manufacturing the large order in time for an August delivery.

Delivery and Installation

Delivery and installation came together in August 2022. Graham was of course on site on delivery day to confirm that everything arrived as ordered and to assist with moving furniture and setting up the spaces.

Jo and the Year 5 and 6 team leaders were very happy with the final result and were thoroughly looking forward to enjoying their new environment.

Long Bay Primary School

New block furniture fit-out



Plans got underway in 2020 for the fit out of a new block of classrooms at Long Bay Primary School. A bright, fresh new look was needed inside the classrooms to match the architecture and design of the new building. Having supported Long Bay Primary with their furniture needs for the previous five years, EF Auckland Account Manager, Graham Lyons, was contacted to assist the school with its latest project.

The Planning Process

Principal Linda Barton (since retired) and Property Manager John Underwood met with Graham directly to discuss their requirements and identify what they wanted to achieve with the fit out. A fresh new look was needed, however due to budget constraints the new furniture would have to complement existing items that the school already owned.

Classroom Furniture Solutions

The necessity for lots of tidy storage in the classrooms was the first item of discussion. Whiteboard cabinets were identified as an excellent solution, not only because they could provide tidy, usable storage space, but would also create a collaborative work space in each room.

Secondly, the trio identified which of the school's existing furniture they could move into the new

block and therefore what additional items were needed. With his extensive knowledge of the EF range, Graham provided a list of products, specifications and colour co-ordinates that would best meet the school's requirements.

Educational Furniture Supplied

Ultimately the fit out included the supply of the following items:

- Whiteboard Cabinets for storage
- Teacher Work Podiums
- Tote Tray Storage Unit
- Double Sided Book Display units
- Cube Box Storage Units
- Tall Tables with Pepper Stools
- EN One Chairs
- Horseshoe Tables with MLE stools and;
- Custom-made cupboards, and shelves.

The Final Product

Graham not only assisted the school with the planning and design of the spaces but also with the installation of the new furniture. The new rooms were clean, bright and inspiring spaces and the school was very satisfied with the final product.

Mount Albert Grammar School

Science block furniture fit-out



Mt Albert Grammar School's (MAGS) new science block was under construction and the school needed assistance with furnishing the spaces. The fit out required the design and installation of made to measure educational and office furniture that fit perfectly into the spaces.

Having worked with EF before, the MAGS team knew we were well placed to complete the job to the high standard they required. From commencement of the job, Auckland Account Manager Graham Lyons worked closely with MAGS Property Manager Philip Gardener and Head of Science Justin Hinds to come up with the right furniture solutions for a variety of different spaces.

Planning Process

Planning began during construction of the new building. The rooms were essentially large open plan spaces with little in the way of partitioning, so Graham, Philip and Justin worked from scratch to come up with a layout, partitioning and storage that would meet the school's needs. In addition to this, the school also required kitchen cabinetry to be designed and installed in a lunch area as well as custom built lab storage facilities.

School Furniture Solutions

Large custom-made workstations were measured up to fit in the large open plan office spaces. These were specially designed to wrap around the walls of the room to make maximum use of the spaces. Successive room measurements were required during construction to ensure the workstations fit perfectly once the building was completed.

Custom made partitioning and storage hutches were installed between and above some of the workstations to create more defined workspaces. In addition to this, three drawer Moby Units were made to fit under the workstations at regular intervals. This helped to break up the workstations and provide additional storage.

Melteca Brushed Silver was used for all the

desking, hutches and units to complement the clean and modern look of the new building. This was broken up with the addition of blue office chairs and charcoal partitioning units.

EF manufactured custom-made kitchen cabinetry and Wall Units to fit out the lunch area. These were also made in Melteca Brushed Silver and fitted above and below the benchtop. A countertop was supplied and installed in Formica Ironstone along with a white splashback and sink.

Lastly, EF produced custom-made lockable storage units to specifically house lab equipment and chemicals for the science block. The storage units were also specially fitted with internal Perspex lips to prevent any equipment or chemicals from falling out of the cupboards when opened.

School Furniture Supplied

Ultimately the MAGS fit-out included the manufacture and supply of the following items:

- Workstations with matching moby units
- Roma mid-back chairs
- Kitchen cabinetry and wall Units
- Custom made partitioning and lab storage units
- Storage Hutches and wall storage cubby holes

Furniture Installation

The new furniture was delivered to site once the science block was ready. Graham and the EF installation team arrived on site to fit the furniture and ensure that all the units and workstations were installed in the correct locations.

With the addition of the new furniture, the spaces in the science block were transformed into stylish and practical environments for the school's teachers and students. The MAG's team were are very happy with the outcome and have been thoroughly enjoying the new facilities.

Peterhead School

Administration block office furniture upgrade



In June 2021 Peterhead School approached EF to assist with a refresh of the office furniture and storage systems in its administration block. The overarching goal of the upgrade was to make it more usable, functional and modern.

Planning Process

During the first site visit to the school, four areas were identified for refurbishment, including the:

- Leaders Den - the Principal and two DP's shared an open office space with a table and chairs but lacked storage or a collaborative work space
- Reception Area - the main reception desk was very dated and built too low for the two receptionists to be comfortably seated at
- Resource and Supplies Room - this space was in desperate need of some custom built storage units that fit the space
- Sick bay - this room was also in need of a larger more functional cabinet for medications and supplies to be housed securely

A thorough measure up of all four spaces was completed along with consultation to determine what storage systems the school had a preference for. Floor plans and drawings of each area were developed with proposed furniture options that would work best within the spaces.

Whilst the majority of the proposed items were various iQuad cabinets, there were some modifications required and also a couple of custom items, such as – a large mobile workbench for the resource room to house photocopier paper and the guillotine and a large two person open reception counter (approximately 3000mm long x 900mm deep) with a return and small hutch and full front modesty panels

Quote Acceptance

By mid November 2021 the school had the green light to proceed with the upgrade project. A final site visit confirmed the furniture to be ordered

(with some minor adjustments) and the two-tone colour scheme for all the furniture was finalised. The primary colour being "Ash Woodline" along with some drawer and cupboard door fronts to be made in "Storm"

Office Furniture Supplied

Ultimately the administration block refit involved the manufacture and supply of the following:

- iQuad Storage Cabinets and credenzas
- 2400mm Whiteboard Cabinet
- Custom Reception Desk
- iQuad File Drawer Mobile Units
- Buro Metro Chairs
- Open bookshelves
- Custom mobile work bench

Manufacture and Delivery

Manufacture of the school's new office furniture was completed during EF's busiest Christmas period. Despite some Covid related materials issues, the team in the factory did an outstanding job, making sure all the units were completed on time,

Delivery was also a major challenge due to Covid related logistics issues. To get around this, Kirsty, our Sales and Administration Co-ordinator and her husband (a licensed truck driver) pitched in and drove the furniture down to the Hawkes Bay so the school could receive everything on time.

The Result

Placement of all the cabinetry along with wall anchoring was completed onsite by EF. This also included assembly of the custom reception desk and the whiteboard cabinet for the leader's den.

Peterhead's senior leadership and administration team were absolutely delighted with the newly refurbished spaces. The administration block is now modern, spacious and functional with no shortage of storage or work spaces.

A large, stylized blue quotation mark icon, consisting of two thick, rounded strokes, centered within a white circular area that has a blue border. The background is a solid dark blue with faint, large, light blue letters 'E' and 'F' visible in the upper and lower portions.

We value suppliers who are willing to listen and work with us to best meet the needs of our kids, teachers and community. Educated Furniture currently ticks those boxes for us.”

**Principal
Chaucer School
Auckland**

1



Section 1

Whiteboard Cabinets

Contact us for a quote!



sales@educatedfurniture.co.nz



0508 645 397



educatedfurniture.co.nz



Section 1

Whiteboard Cabinets

Units and Combinations 1-3

The Best Cabinet on the Market..... 1-6

Units and Combinations

915 & 945 Whiteboard Cabinets



Customise the perfect whiteboard cabinet for your classroom or learning environment

Choose from a wide a array of cabinet bases that include cupboards, drawers, open shelving and cube crates and tote trays to enhance your unit. All the upper levels having adjustable shelving, hiding behind the sliding whiteboards.

Pick the sizes you require to make up the overall measurement, keeping this between 1600mm and 4800mm.

All units are 2000mm high x 400mm deep with the interior shelf depth in the top section being 290mm. Some of the width sizes may vary depending on your combinations.

We also offer 600 deep cabinets which have been designed especially for STEM rooms where bulkier items may need to be stored. Base cabinets are 600mm deep with shelving behind the whiteboards being 490mm deep. All shelves are adjustable.

Our skilled and dedicated sales team are extremely knowledgeable about the different options available and can assist you every step of the way to create the display and storage system of your dreams!

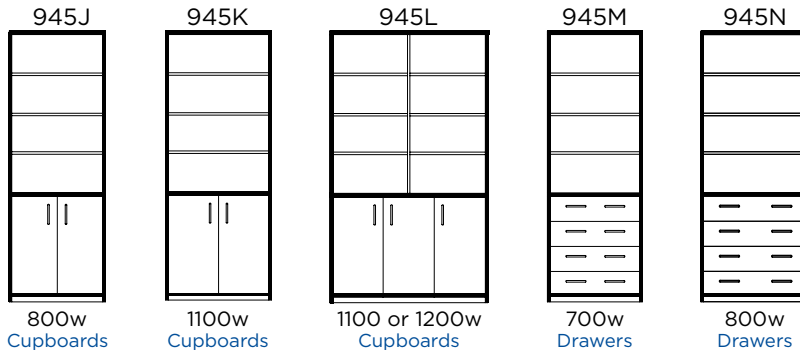
400mm Deep Base Units

915A 800w 4 Cube	915B 1200w 6 Cube	915C 900w 3 Row Tote	915D 1200w 4 Row Tote	915E 700w Cupboard	915F 800w Cupboard	915G 1200w Cupboard	915H 700w Drawers	915I 800w Drawers
915P (TV) 1200w TV Unit	915Q (TV) 1600w TV Unit	915R 700 700 L/R 12 Devices	915R 800 800 L/R 24 Devices	915S 700w Open Shelving	915T 800w Open Shelving	915U 1200w Open Shelving	V (END) 800w Cupboard	W (END) 800w Bookcase

Colour range - all of our Melteca units can be made in any of the colours/finishes below



600mm Deep Base Units



R 700 Modules - 700 left or right

- Holds 12 devices
- Supplied with 2 x 6 gang surge protected 10 amp power boards to charge the devices
- Single power cable exits through the side
- Ventilation through side and doors
- Locking doors



R 800 Modules - 800 left or right

- Holds 24 devices
- Supplied with 4 x 6 gang surge protected 10 amp power boards to charge the devices
- Single power cable exits through the side
- Ventilation through side and doors
- Locking doors

Add locks to whiteboards, doors and drawers for secure storage of televisions, devices and other resources

Add Tote Trays

Small 400 x 270 x 75
Large 400 x 270 x 150
Grey | Red | Blue | Clear



Add Cube Crates

Stand alone or stack
360L x 360W x 280H
Clear | Blue | Grey



P/Q (TV) Units

- Solid 18mm back to mount a TV bracket
- No adjustable shelving behind whiteboards
- P Unit has an internal size of 1142w x 1195h
- Q Unit has an internal size of 1542 x 1195h

Cabinet Specifications

6400W x 2000H x 400D
4 x 1200W Whiteboards
1 x Unit V (End Cupboard)
1 x Unit W (End Cupboard)
1 x Unit G (Cupboard)
1 x Unit B (6 Cube Crate)
1 x Unit G (Cupboard)
1 x Unit C (3 Row Tote)
+ 18 Tote Trays
+ 6 Cube Crates



Colour range - all of our Melteca units can be made in any of the colours/finishes below



Whiteboard standard sizes

1800W x 2000H Cabinet - 2 x 900W x 1200H porcelain whiteboards

2400W x 2000H Cabinet - 2 x 1200W x 1200 porcelain whiteboards

3000W x 2000H Cabinet - 2 x 1200 x 1500 porcelain whiteboards

3600W x 2000H Cabinet - 2 x 1200 x 1800 porcelain whiteboards

4800W x 2000H Cabinet - 2 x 1200 x 2400 porcelain whiteboards

Standard cabinet depths are 400 or 600mm



Cabinet Specifications

2600W x 2000H x 400D
2 x 1300W Whiteboards
1 x Unit C (3 Row Tote)
1 x Unit F (Cupboard)
1 x Unit C (3 Row Tote)
+ 36 Tote Trays



Cabinet Specifications

2400W x 2000H x 400D
2 x 1200W Whiteboards
1 x Unit R700 (12 slots)
1 x Unit C (3 Row Tote)
1 x Unit A (4 Cube Crate)
+ 18 Tote Trays
+ 4 Cube Crates



Cabinet Specifications

3200W x 2000H x 400D
2 x 1600W Whiteboards
1 x Unit R700 (12 Slots)
1 x Unit C (3 Row Tote)
1 x Unit Q (TV Unit)
+ 18 Tote Trays

Colour range - all of our Melteca units can be made in any of the colours/finishes below



The Best Cabinet on the Market

Educated Furniture whiteboard cabinets are second to none and here are just some of the reasons why we believe they are worth the investment for every classroom in New Zealand.

The ultimate all-in-one storage solution that every classroom needs

Our whiteboard (WB) cabinets are the ultimate all-in-one solution, combining all your classroom storage into a single, lockable unit. Better still, they provide an important work space for group discussion and collaboration. For this reason we think they are must in every classroom!

Through careful design, we have optimised our cabinets to ensure our customers get maximum use from their unit. When configured correctly, we believe the whiteboard cabinet can act as the main storage solution in the classroom or administration environment.

In addition to the lower level storage, the cabinets also feature adjustable shelving or display mounting space, neatly hidden behind the sliding whiteboards.

A unique and unrivalled track system that is second to none

Our WB cabinets feature a high quality, unique track system that sets them apart from all other WB cabinets on the New Zealand market.

With rollers at the top and bottom, the dual whiteboards run incredibly smoothly along their anodized aluminium tracks. Horizontal and vertical adjustment of the guide runners also ensures that the boards always close true and are much less prone to jamming.

Premium porcelain whiteboards with a forever surface guarantee

All our cabinets come with two premium porcelain whiteboards that are fully magnetic and come with a forever surface guarantee (subject to it being used for its designed purpose). Featuring a solid MDF core, strong corners and slimline aluminium frame, our whiteboards are designed to withstand the rigours of high use while also maximising the work surface area.

Free up space and mount your television or display unit inside your whiteboard cabinet

In addition to device storage, our WB cabinet range also includes two modules that can house televisions or monitors up to 65 inches. Hidden neatly behind the sliding whiteboards, the upper level can be made fully lockable so you can safely secure the screen when not in use. If your screen is larger than 65 inches, no problem, we can custom make a television unit that will meet your needs.



Create lockable spaces for all your laptops and tablets to charge and stay safe

Our WB cabinets can be made fully lockable to safely secure and protect valuable items such as tablets, laptops, televisions and monitors. Included in our cabinet range, we have two modules that are designed specifically for locking and charging tablets and laptops. Each device has its own individual shelf, power point and plenty of ventilation to ensure safe and secure charging when not in use.

Refined design and a wide array of cabinet modules to choose from

More than a decade ago, we pioneered the design, manufacture and introduction of NZ's first classroom WB cabinets.

With the benefit of experience and years of customer feedback, we have continued to refine our cabinets to provide an unparalleled quality product and a vast range of configurations to suit the needs of any environment.

This innovation continues today, with the quality and functionality of our modern WB cabinets performing at a level above any other comparative product on the market.

Achieve DQLS acoustic requirements with fitted coverings

Most of our cabinet modules can be fitted with acoustic absorbent coverings, helping designers achieve DQLS acoustic requirements.

There are endless acoustic covering options available and we can take care of everything from the design right through to installation.



Colour range - all of our Melteca units can be made in any of the colours/finishes below



Endless flexibility and customisation with our whiteboard cabinets

Over the past decade we have developed a vast range of base modules to create any configuration of WB cabinet you desire. Not only is the range of standard modules extensive, but each module can also be modified to achieve complete customisation of the cabinet, at minimal extra cost. This includes changing the overall height or width of the cabinet to fit within a specific space.

The internal shelving arrangements in the upper and lower sections of the cabinet can also be customised to house specific items. This could include sloping shelves within the cupboard or bookcase modules or the addition of extra adjustable shelves.

With an EF WB cabinet, customers have the flexibility to design their unit to complement the look and feel of their unique environment. Choose the colour/finish of the carcass, doors, drawers and shelves as well as the colours and combinations of tote trays and cube crates.

Maintaining the highest level of quality control

We do all the critical assembly work for each module prior to dispatch from our factory. This ensures that our cabinets are always built to the highest standard and only leave our factory when the required quality control checks have been completed. This approach also ensures that our cabinets are easy and efficient to assemble and helps to mitigate shipping and installation costs.

In order to provide maximum storage capacity and plenty of usable space in the lower section of the cabinet, we have designed our units with a slim 40mm toe kick. When adding an EF WB cabinet to a classroom or learning space, we recommend they are installed as one of the last items in the fit out, once carpet is down and walls are finished.

Installation is quick and easy

Our modules are shipped fully assembled and once on site, the cabinet can be easily put together by a builder or school caretaker. All instructions and fittings are provided and Installation typically only takes one hour. Wall anchor kits are optional for those wanting to attach their cabinets to the wall.

Hassle-free installation service available

For those customers that need it, we also offer an installation service, which is always completed by an in-house EF representative. Our installation service takes care of everything from delivery and placement right through to clean up and removal of any waste and shipping materials.

10 year repair and replacement warranty

We're so confident in the quality of our product that we offer a 10 year repair/replacement warranty on our cabinets and a "Forever" guarantee on most of our whiteboards.

We've been making our cabinets for a long time and customers keep coming back for more – such is the quality, value and service we offer.

Get all the help you need with our free consultation and design service

We understand that ordering a new WB cabinet is an big investment and can seem like a daunting task for some customers. For this reason we highly recommend all our customers take advantage of our free consultation and design service. Our skilled and dedicated sales team have designed and installed hundreds of WB cabinets over the past decade and are extremely knowledgeable about the different options available and what will work best in any given space.

Where a bespoke unit is required, our sales team will always complete a site visit to measure up the space and provide concept drawings prior to quote acceptance. The following job is an example of the bespoke customisation service we offer to all our customers.

The school needed to have units designed and built to fit precisely within three existing alcove spaces. Furthermore, the units had to be specifically modified to fit around a load bearing beam that ran from the floor to the top of the alcove. This required extreme precision with the measure up, design, build and installation of the cabinets which we completed successfully. This fantastic result allowed the school to effectively install the WB cabinets without sacrificing any floor space.



Colour range - all of our Melteca units can be made in any of the colours/finishes below





Cabinet Specifications

3200W x 2000H x 400D
2 x 1600W Whiteboards
1 x Unit V (End Cupboard)
2 x Unit T (Open Shelving)
1 x Unit V (End Cupboard)



Cabinet Specifications

3600W x 2000H x 400D
2 x 1800W Whiteboards
1 x Unit V (End Cupboard)
1 x Unit B (6 Cube Crate)
1 x Unit D (4 Row Tote)
1 x Unit E (Cupboard)
+ 24 Tote Trays
+ 6 Cube Crates



Cabinet Specifications

700W x 2000H x 400D
1 x Unit R700 (12 Slots)

NB Cabinet modules
can also be ordered as
individual units



Colour range - all of our Melteca units can be made in any of the colours/finishes below



2



Section 2

Educational Units

Contact us for a quote!



sales@educatedfurniture.co.nz



0508 645 397



educatedfurniture.co.nz



Section 2

Educational Units

Teacher Stations	2-3
Electronic Device Storage	2-5
Teacher Podiums	2-6
Library Units.....	2-7
Mobile-Storage and Cupboard Units.....	2-8
Book Shelving and Display Units	2-9
Multi-Storage Units.....	2-14
Tote Trolleys	2-17
Bag Trolleys	2-19
Cubby Hole Units	2-20
Sick Bay Furniture.....	2-21
Artwork Storage Units	2-22

Teacher Stations

1 Teacher Station



- Base Size - 900L x 450D x 550H
- Total Height - 1150H
- Industrial rubber wheeled castors
- Board size 900mm x 600mm
- Drawer access from both sides
- Magnetic whiteboard with clips on both sides

4 Teacher Station



- Base Size - 900L x 450D x 550H
- Total Height - 1150H
- Industrial rubber wheeled castors
- Board size 900mm x 600mm
- Drawer access from both sides
- Magnetic whiteboard with clips on both sides

7 Teacher Station



- Base Size - 900L x 450D x 550H
- Total Height - 1150H
- Industrial rubber wheeled castors
- Board size 900W x 600H
- Drawer access from both sides
- 1 locking cupboard
- Magnetic whiteboard with clips on both sides

73 Teacher Station



- Base Size - 900L x 450D x 550H
- Total Height - 1150H
- Industrial rubber wheeled castors
- Board size 900W x 600H
- Magnetic whiteboard with clips on both sides
- Complete with 3 small & 3 large tote trays



Optional Extras

Add blue pinboard or velcro receptive vertiface instead of the second whiteboard
Standard colour - Ink. Other colours available on quantity orders

Tote Tray Colours

Grey | Red
Blue | Clear

Tote Tray Sizes

Small 400 x 270 x 75
Large 400 x 270 x 150



Colour range - all of our Melteca units can be made in any of the colours/finishes below



74 Teacher Station/TV



- A - Base Size - 1000L x 450D x 700H
- Total Height - 1300H
- Industrial rubber wheeled castors
- Bracket, TV, Laptop etc not included

One Side

- Backboard to attach 1000W x 600H 40" screen
- Cable ports for easy cord access
- Pullout shelf for laptop

Other Side

- Magnetic whiteboard 900W x 600H
- Base fits 2 large, 4 small tote trays and 1 adjustable shelf



- B - Base Size - 1200L x 450D x 750H
- Total Height - 1560H
- Industrial rubber wheeled castors
- Bracket, TV, Laptop etc not included

One Side

- Backboard to attach 1000W x 600H 50" screen
- Cable ports for easy cord access
- Pullout shelf for laptop

Other Side

- Magnetic whiteboard 1200W x 800H
- Base fits 2 large, 4 small tote trays and 1 adjustable shelf

5 Teacher Station



- Base Size - 900L x 450D x 700H
- Total Height - 1300H
- Industrial rubber wheeled castors
- Magnetic whiteboard 900W x 600H with clips on both sides
- Drawer access from both sides

72 Teacher Station



- Base Size - 900L x 450D x 700H
- Total Height - 1300H
- Industrial rubber wheeled castors
- Magnetic whiteboard 900W x 600H with clips on both sides
- Complete with 4 large & 4 small tote trays

275 Replacement Whiteboards

A set of two replacement whiteboards can be purchased for all of our Teacher Stations

Size: 900W x 600H

Includes a set of two magnetic whiteboards with clips



Colour range - all of our Melteca units can be made in any of the colours/finishes below



Electronic Device Storage

420 iPad & Chrome Book Storage Unit

Our iPad and Chrome Book Storage Units are an excellent option for keeping tablets safely stored and charged when not in use, making them a great asset in any classroom.

- Solid Melteca construction
- Option to have different colours/finishes on the inside and outside of the unit
- Three sizes available
- Size of slot 260W x 35D x 250H - Maximum Height 425H
- Mount power board and plugs on the back and thread plugs through the cable port holes
- Complete with locks for secure storage

Includes surge protection


2 Row Unit
3 Row Unit
4 Row Unit

Add
power
boards

A - 2 rows - stores 16 Chrome Books 620W x 600D x 725H

B - 3 rows - stores 24 Chrome Books 840W x 600D x 725H

C - 4 rows - stores 32 Chrome Books 1175W x 600D x 725H



400 Laptop Storage Units (24 and 30 Slots)

Our Laptop Storage 24 & 30 units come in two sizes and are a tidy and secure way to keep laptops safely stowed while not in use, making them a great asset to any educational setting.

- Heavy duty locking castors bolted through base
- Store 24 or 30 laptops on each side
- Holes for all cabling including power cords at back
- Heavy duty handle at one end for ease of movement
- Grills for ventilation
- Size of each slot - 395W x 395D x 60H
- Power boards with surge protection can be added



A - Holds 24 - 1200L x 1100H x 500D
B - Holds 30 - 1200L x 1180H x 500D

Add
power
boards

401 Laptop Storage Units (12 and 15 Slots)

- Heavy duty locking castors bolted through base
- Store 12 or 15 laptops on each side
- Holes for all cabling including power cords at the back
- Heavy duty handle at one end for ease of movement
- Grills for ventilation
- Size of each slot - 395W x 395D x 60H
- Power boards with surge protection can be added



A - Holds 12 - 800L x 1100H x 500D
B - Holds 15 - 800L x 1180H x 500D

Add
power
boards

Colour range - all of our Melteca units can be made in any of the colours/finishes below



Teacher Podiums

501 Teacher Podiums

Our Teacher Work Podiums are very popular and look really tidy in the classroom. Podiums provide lockable storage for teaching materials and a laptop/computer as well as power outlets on the upstand.

A - Drawer and Cupboard Podium

- 600W x 600D x 1000H
- Solid Melteca construction
- 4 outlet power box with surge protector
- Pull out shelf on heavy duty runners with upstand at the back
- Plug can exit left or right hand side
- 1 heavy duty lockable drawer on steel runners
- 1 lockable cupboard with 1 adjustable shelf
- 75mm heavy duty locking castors for easy movement around the classroom
- Shaped curved top with 120mm high upstand and decorative front panel
- Option to have a different colour on the inside and outside of the unit



A



B - Three Drawer Podium

- 600W x 600D x 1000H
- Solid Melteca construction
- 4 outlet power box with surge protector
- Pull out shelf on heavy duty runners with upstand at the back
- Plug can exit left or right hand side
- 3 lockable drawers of same depth on heavy duty steel runners
- 75mm heavy duty locking castors for easy movement around the classroom
- Shaped curved top with 120mm high upstand and decorative front panel
- Option to have a different colour on the inside and outside of the unit



B

Custom options

A whiteboard front can be added to the front panel of either podium option for an additional work surface



Colour range - all of our Melteca units can be made in any of the colours/finishes below



Library Units

531 Reading Retreat



Our Reading Retreats are great for creating a quiet sanctuary for students to read and relax in the classroom, library or breakout space environment, with added benefit of storage space.

- 1800L x 1600H x 600D (custom sizing available)
- Solid Melteca construction
- Plinth base
- 50mm foam seat covered in any of our Premium, High and Standard Quality fabrics. In the educational setting we strongly recommend using a Fibre Guard fabric that can be cleaned and has very high durability.
- Cushioned seat is large enough for two students
- For added hidden storage the unit includes 6 small and 6 large tote trays or 6 Cube boxes in your choice of colour

249 Book Return Bin



- 500W x 500D x 500H
- Solid Melteca construction in a colour/finish of your choice
- Twin wheel castors
- Designed to fit neatly under library returns desk
- Option A - Book bin with no drawer
- Option B - Book bin with drawer on steel runners

830 Library Desk



Our Library Desks invite and welcome your visitors with style and practicality. Available in a wide range of shapes and styles, we work with you to design and make a desk to suit your space and requirements.

- Desks are always custom-made in our factory to fit your space and your style
- We can use a range of different materials to fit with your environment, including Melteca, steel and perspex
- Desks can be made with corner tops, u-shaped tops, straight tops and jellybean tops with or without an up-hutch

425 Book Return Trolley



- 820W x 470D x 1050H
- Solid Melteca construction
- Includes two shelves in a colour/finish of your choice
- 32mm round steel frame
- Heavy duty castors for full portability

Colour range - all of our Melteca units can be made in any of the colours/finishes below



Mobile-Storage and Cupboard Units

57 Mobile Bins



- **A** - 1200L x 400D x 390H (3 bins)
- **B** - 1800L x 400D x 390H (4 bins)
- Great for library books, toys, blocks and other teaching aids
- Unit is lower so contents can be easily viewed and accessed by smaller children
- Industrial rubber wheeled castors for portability
- Melteca construction with the option to have two different colours on the inside and outside

54 Mobile Browser Box



- **A** - 600L x 600D x 310H
- **B** - 700L x 600D x 310H
- Great for smaller children to access resources
- Very portable on twin wheel castors
- Larger size option to fit larger picture books
- Melteca construction with the option to have two different colours on the inside and outside

28 Mobile Storage Bin



- 500L x 400D x 420H
- Solid Melteca construction
- Can be made to size
- Industrial rubber wheeled castors for portability
- Designed to be easily accessed by small children

56 Mobile Storage Unit



- 1800L x 500D x 970H
- Eight cubbies of various sizes for storing books, art supplies and other resources
- Top of the unit has a lip creating another usable shelf
- Industrial rubber wheeled castors
- Melteca construction with solid matching back and option to have two different colours

77H Cupboard Unit



- 800L x 420D x 690H
- 1 adjustable shelf
- Melteca construction with solid matching back so the unit can be placed anywhere in the room
- Industrial rubber wheeled castors
- Option to have two different colours on the inside and outside of the unit

77E Drawer Unit



- 800L x 420D x 690H
- 3 drawers on steel runners
- Melteca construction with solid matching back so the unit can be placed anywhere in the room
- Industrial rubber wheeled castors
- Option to have two different colours on the inside and outside of the unit

Colour range - all of our Melteca units can be made in any of the colours/finishes below



Book Shelving and Display Units

64 Library Shelving With Browser Boxes

Our Library Shelving is a practical, user friendly book display solution that can be custom made to individual requirements. This shelving is designed so that multiple units can be placed together in a seamless row or as a stand alone unit.



A

- **A** - 1200W x 400D x 1500H
- Solid Melteca construction
- Plinth base
- Sloping top shelf with lip for book display
- 1 fixed and 1 adjustable shelf
- Solid 18mm back and central divisions
- Complete with 2 mobile browser bins
- Pictured above is two units banked together



B

- **B** - 800W x 400D x 1500H
- Solid Melteca construction
- Plinth base
- Sloping top shelf with lip for book display
- 1 fixed and 1 adjustable shelf
- Solid 18mm back
- Complete with mobile browser bin in base
- Pictured above with three units banked together

Custom options

All library shelving units on this page can be custom made to your specific dimensions if required

65 Library Shelving



A

- **A** - 1200W x 300D x 1500H
- Solid Melteca construction
- Sloping top shelf with lip for book display
- 3 adjustable shelves
- Central division
- Solid 18mm back
- Plinth base
- Pictured above with multiple units banked together to create a library row




B

- **B** - 800W x 300D x 1500H
- Solid Melteca construction
- Sloping top shelf with lip for book display
- 3 adjustable shelves
- Solid 18mm back
- Plinth base
- Pictured above with two units banked together

Colour range - all of our Melteca units can be made in any of the colours/finishes below



82 Single Sided Storage Unit



- **A** - 1200L x 300D x 680H
- **B** - 1200L x 300D x 980H
- Solid Melteca construction with white back
- A cost effective storage and display solution for classrooms or libraries
- Plinth base
- Adjustable shelves (A - 1 shelf or B - 2 shelves)
- Option to have different colours on the inside and outside of the unit

26 Single Sided Mobile Storage Unit



- 1200L x 300D x 1000H
- Solid Melteca construction with matching back
- Four adjustable shelves for extra versatility
- Industrial rubber wheeled locking castors for portability around the room
- Option to have different colours on the inside and outside of the unit

27 Double Sided Mobile Storage Unit



- 1200L x 600D x 1000H
- Solid Melteca construction with matching back
- Double sided storage so it works well as a divider in an large open space
- Four adjustable shelves for extra versatility
- Industrial rubber wheeled locking castors
- Option to have a different colour on the inside and outside of the unit

77K Sloping Shelf Unit



- **A** - 1200L x 420D x 690H
- **B** - 800L x 420D x 690H
- Two sloping shelves with a lip for display of books, games and other resources
- Unit is made at a reduced height making it ideal for younger children and works really well paired with our other 690H units
- Solid Melteca construction with matching back so it can be used as a room/space divider
- Industrial rubber wheeled castors
- Option to have two different colours on the inside and outside of the unit

79 Two Tier Library Browser

- 1200L x 400D x 900H
- Solid Melteca construction
- Great for storing and displaying books in a classroom or library
- Two tiers with four compartments per tier
- Works well teamed up with multiple units against a wall or as a room divider
- Solid matching back
- Industrial rubber wheeled castors
- Customise the inside and outside colour/finish of your unit



Colour range - all of our Melteca units can be made in any of the colours/finishes below



22 Budget Book Shelf



- **A** - 800W x 300D x 900H
- **B** - 800W x 300D x 1200H
- **C** - 800W x 300D x 1500H
- **D** - 800W x 300D x 1800H
- 18mm Melteca construction with white back
- A cost effective storage and display solution for classrooms or libraries
- Adjustable shelves and plinth base
- Option to have a different colour on the inside and outside of the unit

66 Curved Library Shelving



- 1360W x 525D x 1000H
- Double sided unit for storage of books
- Solid Melteca construction
- Option to have a different colour on the inside and outside of the unit
- Fixed curved shelves
- Industrial rubber wheeled locking castors
- Works well banked with several units to create a snake shape or curved room divider

77C Shelving Unit



- **A** - 1200L x 420D x 690H - with a division
- **B** - 800L x 420D x 690H - without division
- Solid Melteca construction with matching back so it can be used to create a room divider
- Adjustable shelves
- Industrial rubber wheeled locking castors
- Customise the inside and outside colour/finish of your unit
- This is a lower unit making it Ideal for younger children and works well paired with our other 690H units

61 Library Tower



- 1300H x 700D x 700L
- Ideal for book storage and display in libraries and classrooms
- Four sided display unit with three adjustable shelves per face
- Solid Melteca construction
- Industrial rubber wheeled locking castors for full portability
- Customise the inside and outside colour/finish of your unit

Colour range - all of our Melteca units can be made in any of the colours/finishes below



13 Picture Book Display

- 1200L x 450D x 1300H
- Melteca construction with solid matching back
- 5 tiers of book display storage with large upstands (300mm) suitable for larger books
- Customise the inside and outside colour/finish of your unit
- Industrial rubber wheeled castors for easy movement

Custom options

Add blue pinboard or vertiface pinboard to the back of the unit



18 Six Tier Book Display

- 1200L x 550D x 1300H
- 6 tiers of book display and 2 open shelves
- Melteca construction with solid matching back
- Customise the inside and outside colour/finish of your unit
- Industrial rubber wheeled castors for easy movement

Custom options

Add blue pinboard or vertiface pinboard to the back of the unit



17 Seven Tier Book Display

- 1200L x 500D x 960H
- 7 tiers of book storage and 1 open shelf at the bottom for big books, games, puzzles and other resources
- Melteca construction with solid matching back
- Customise the inside and outside colour/finish of your unit
- Industrial rubber wheeled castors for easy movement

Custom options

Add blue pinboard or vertiface pinboard to back of the unit



16 Ten Tier Book Display

- 1200L x 550D x 1300H
- 10 tiers of book display storage and 1 open shelf at the bottom for big books, games, puzzles and other resources
- Solid Melteca construction with matching back
- Customise the inside and outside colour/finish of your unit
- Industrial rubber wheeled castors for easy movement

Custom options

Add blue pinboard or vertiface pinboard to the back of the unit



15 Junior Book Display

- 1200L x 800H x 500D
- 7 tiers of book display storage
- Lower in height than our other book displays making it ideal for smaller children
- Solid Melteca construction with matching back
- Customise the inside and outside colour/finish of your unit
- Industrial rubber wheeled castors for easy movement

Custom options

Add blue pinboard or vertiface pinboard to back of the unit



Custom Options

Add blue pinboard or velcro receptive vertiface to any book display
Standard colour - Ink. Other colours available on quantity orders

Colour range - all of our Melteca units can be made in any of the colours/finishes below



312 Small Double Sided Book Display



- 1200L x 750D x 1000H
- Solid Melteca construction
- Front - 7 tiered book display and 1 open shelf at the bottom
- Back - 4 open shelves for puzzles, games and other resources
- Industrial rubber wheeled castors for portability around the room
- Customise the inside and outside colour/finish of your unit

11 Large Double Sided Book Display



- 1200L x 750D x 1300H
- Solid Melteca construction with the option to choose a different colour/finish on the inside and outside of your unit
- Front - 7 tiers of book display storage and three open shelves
- Back - 2 sloping shelves with lip, 1 wide open shelf, 2 small shelves and 8 small tote trays. Tote trays are included and come in four colours
- Industrial rubber wheeled castors

24 Big Book Storage



- 640L x 400D x 900H
- Specifically designed to store big books
- 7 slots for different sized books including a work surface on top
- Industrial rubber wheeled castors for portability
- Melteca construction with solid matching back
- Option to have two different colours/finishes on the inside and outside of the unit

76 Jumbo Big Book Storage



- 1000L x 600D x 760H at lower end/900H at the highest end
- Large storage capacity for big books
- Top to fit big books standing up and base to fit big books lying down
- Industrial rubber wheeled castors for portability
- Melteca construction with solid matching back
- Option to have two different colours on the inside and outside of the unit

380 Mobile Big Book Bin

- 600L x 600D x 420H at lower end and 570H at the highest end
- 5 slots for storing big books standing up
- Unit is lower in height so books can be easily viewed and accessed by smaller children
- Industrial rubber wheeled locking castors
- Melteca construction with solid matching back
- Option to have two different colours on the inside and outside of the unit



Colour range - all of our Melteca units can be made in any of the colours/finishes below



Multi-Storage Units

41 Multi Storage Units

Three sizes available with different combinations of shelving and large and small tote trays to suit any learning environment

- Design your own to suit your needs
- Solid Melteca construction
- Industrial rubber wheeled locking castors
- Customise the colour on the inside and outside of the unit
- Choose your tote tray combinations and colours

A - 1200L x 400D x 1100H

- Holds 20 small or 10 large tote trays
- 2 fixed open shelves

B - 1200L x 400D x 900H

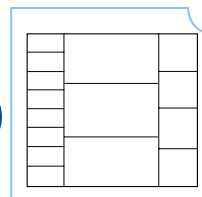
- Holds 16 small or 8 large tote trays
- 2 fixed open shelves

C - 1200L x 400D x 700H

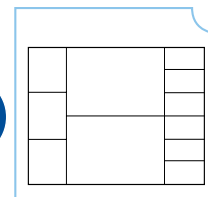
- Holds 12 small or 6 large tote trays
- 1 fixed open shelf



A



B



C

49 Jumbo Multi Storage Units



- 1780L x 400D x 1100H
- Each side holds 40 small or 20 large tote trays or a combination of both
- 2 fixed shelves for other resources
- Solid Melteca construction
- Industrial rubber wheeled locking castors for portability around the room
- Customise the colour inside and outside the unit
- Choose your tote tray combinations and colours (red, grey, blue or clear) to add to the unit

51 Nine Cube Box Storage Unit



- 1200L x 400D x 1200H
- Solid Melteca construction
- Order with or without the cube crates or you can have a combination of both
- Great in storage areas and resource rooms
- Industrial rubber wheeled locking castors
- Choose colour/finish inside and outside the unit
- Holds 9 cube crates - choose your quantity and colours (blue or clear) to add to the unit

52 Twelve Cube Box Storage Unit

- 1600L x 400D x 1200H
- Solid Melteca construction
- Holds 12 cube boxes or can be 12 large cubby holes
- Can be ordered with or without the cube crates or you can have a combination of both
- Great in storage areas, classrooms and resource rooms
- Industrial rubber wheeled locking castors
- Customise the colour/finish on the inside and outside the unit
- Holds 12 cube crates - choose your quantity and colours (blue or clear) to add to the unit



Colour range - all of our Melteca units can be made in any of the colours/finishes below



77G Cube Crate Unit



- **A** - 1200L x 420D x 690H – 3 cube crates
- **B** - 800L x 420D x 690H – 2 cube crates
- Combines cubby holes and cube crates for storage of books, games and other resources
- Unit is at a lower height making it Ideal for younger children to access
- Pairs well with our other 690H units
- Melteca construction with solid matching back so the unit can be placed anywhere in the room
- Industrial rubber wheeled locking castors
- Option to have different colours/finishes on the inside and outside of the unit
- Choose your cube crates to add to the unit

54 Cube Multi-Storage Unit 1600



- 1600L x 400D x 1000H
- Solid Melteca construction
- Holds 4 cube crates in the bottom level for hidden storage
- Two levels of fixed open shelving with six cubbies of various size
- Industrial rubber wheeled castors for portability
- Customise the colour/finish on the inside and outside of the unit
- Choose your cube crates to add to the unit

50 Tote Tray & Cube Box Storage



- 1650L x 400D x 1100H
- Solid Melteca construction
- Holds 6 large or 12 small tote trays for tidy, hidden storage
- Holds 4 cube crates along the bottom level for additional storage of larger items
- 2 adjustable storage shelves for games, puzzles, books and other resources
- Great in classrooms and resource rooms
- Industrial rubber wheeled locking castors
- Customise the colour inside and outside the unit
- Choose your tote tray combinations/colours and cube crates colour(s) to add to the unit

53 Cube Multi-Storage Unit 1200



- 1200L x 400D x 1000H
- Solid Melteca construction
- Holds 3 cube crates in the bottom level for hidden storage
- Two levels of fixed open shelving with five cubbies of various size
- Great in classrooms, storage areas and resource rooms for books, puzzles, games and other teaching materials
- Industrial rubber wheeled castors for portability
- Customise the colour inside and outside the unit
- Choose your cube crates to add to the unit

NOTE: All units exclude tote trays and cube boxes. Please choose your own combinations and they will be added to your order

Colour range - all of our Melteca units can be made in any of the colours/finishes below



381 Cube Crate Tote Tray Shelving

- **A** - Cube Shelving – 1200W x 400D x 1800H holds 9 cube crates/9 cubby holes or a combination of both
- **B** - Tote Shelving – 1200W x 400D x 1800H holds 4 rows of tote trays with 10 small trays or 5 large trays per bay or a combination of both
- Plinth base and adjustable shelves
- This modular storage system is designed to suit your needs and can be stand alone or combined with our Teacher Storage Cupboard (SKU 58) and Classroom Storage Cupboard (SKU 314)
- Store all your classroom resources and student materials in one place
- Keeps everything neat and tidy and easy for both children and teachers to find
- Choose your cube crates and tote trays to add to your unit – purchased separately
- Solid Melteca construction with the option to have different colours on the inside and outside of the unit



58 Teacher's Storage Cupboard

- **A** - 1200L x 400D x 1200H
3 adjustable shelves inside the cupboard and on the open shelving side
- **B** - 1200L x 400D x 1800H
1 fixed and 2 adjustable shelves inside the cupboard and on the open shelving side
- Plinth base
- Modular storage system designed to suit your needs and can be stand alone or combined with our Cube Crate Tote Tray Shelving (SKU 381) and/or Classroom Storage Cupboard (SKU 314)
- Store all your classroom resources and student materials in one place
- Solid Melteca construction with the option to have different colours on the inside and outside of the unit



Custom options

- Add locks for improved security

314 Classroom Storage Cupboard

- 800W x 400D x 1800H
- 1 fixed and 2 adjustable shelves (4 cavities)
- Plinth base
- Modular storage system that is designed to suit your needs and can be stand alone or combined with our Cube Crate Tote Tray Shelving (SKU 381) and/or Teacher's Storage Cupboard (SKU 58)
- Keeps your classroom resources and student materials concealed and in one place
- Solid Melteca construction with the option to have different colours on the inside and outside of the unit

Custom options

- Add locks for improved security



Colour range - all of our Melteca units can be made in any of the colours/finishes below



42 Tote Trays

Tote Tray Sizes

Small 400 x 270 x 75
Large 400 x 270 x 150

Tote Tray Colours

Grey | Blue | Clear



Note: All units exclude tote trays unless stated otherwise - choose your sizes and colours

43 Cube Crates

Cube Box Colours

Grey | Blue | Clear

Cube Crate Sizing

360L x 360W x 280H



Note: All units exclude cube crates unless stated otherwise - choose your sizes and colours

Tote Trolleys

44 Single Tote Trolley



- 600L x 570D x 710H
- Holds 12 small trays or 6 large trays
- Perfect for holding stationary, exercise books and other items for each student
- Melteca top with solid welded steel frame
- Twin wheel castors
- Choose your tote tray sizes and colours to add to your unit

45 Double Tote Trolley



- 980L x 570D x 710H
- Holds 24 small trays or 12 large trays or a combination of both on each side
- Perfect for holding stationary, exercise books and other items for each student
- Melteca top with solid welded steel frame
- Twin wheel castors
- Choose your tote tray sizes and colours to add to your unit

46 Triple Tote Trolley

- 980L x 570D x 710H
- Holds 36 small trays or 18 large trays or a combination of both on each side
- Perfect for storing stationary, exercise books and other items for each student
- Melteca top with solid welded steel frame
- Twin wheel castors
- Choose your tote tray sizes and colours to add to your unit



Colour range - all of our Melteca units can be made in any of the colours/finishes below



77L Tote Tray Unit



- **A** - 900L x 420D x 690H - 3 bays of trays
- **B** - 1200L x 420D x 690H - 4 bays of trays
- Each bay can take 6 small tote trays or 3 large tote trays. You can chose your combinations to suits your needs
- Perfect for storing stationary, exercise books and other teaching resources
- Solid Melteca construction with matching back and the option to have different colours on the inside and outside of the unit
- Unit is at a lower height making it Ideal for younger children to access and works well paired with our other 690H units
- Industrial rubber wheeled castors
- Choose your tote tray sizes and colours

62 Tote Tray Storage (2 bays)



- **A** - 600L x 400D 900H holds 16 small trays (8 per bay) or 8 large trays (4 per bay)
- **B** - 600L x 400D x 1100H holds 20 small trays (10 per bay or 10 large trays (5 per bay)
- Can hold a combination of small and large trays
- Perfect for storing stationary, exercise books and other teaching materials
- Solid Melteca with the option to have different colours on the inside and outside of the unit
- Industrial rubber wheeled castors
- Choose your tote tray sizes and colours to add to the unit

136 Desk Tray Trolley



- 960L x 600D x 1000H - single sided
- Holds 12 deep desk trays or 12 standard desk trays (Grey only)
- Perfect for storing stationary, exercise books and other teaching resources
- Industrial rubber wheeled locking castors
- Melteca top with solid welded steel frame
- Choose your desk tray sizes (deep or standard) to add to the unit. Desk trays not included.
- Can be made to your specifications

47 Tote Tray Storage (3 bays)



- **A** - 900H x 900L x 400D holds 24 small trays (8 per bay) or 12 large trays (4 per bay)
- **B** - 1100H x 900L x 400D holds 30 small trays (10 per bay) or 15 large trays (5 per bay)
- Can hold a combination of small and large trays
- Perfect for keeping stationary, exercise books and other teaching resources organised
- Solid Melteca with the option to have different colours on the inside and outside of the unit
- Industrial rubber wheeled locking castors
- Choose your tote trays to add to the unit

Note: All units exclude tote trays and desk trays - choose your sizes and colours where applicable

Colour range - all of our Melteca units can be made in any of the colours/finishes below



48 Tote Tray Storage (4 bays)



B

- **A** - 990H x 1200L x 400D holds 32 small trays (8 per bay) or 16 large trays (4 per bay)
- **B** - 1100H x 1200L x 400D holds 40 small trays (10 per bay) or 20 large trays (5 per bay)
- Can hold a combination of small and large trays
- Perfect for keeping stationary, exercise books and other teaching resources organised
- Solid Melteca with the option to have different colours on the inside and outside of the unit
- Industrial rubber wheeled castors
- Choose your tote trays to add to the unit

63 Tote Tray Storage (5 bays)



B

- **A** - 900H x 1500L x 400D holds 40 small trays (8 per bay) or 20 large trays (4 per bay)
- **B** - 1100H x 1500L x 400D holds 50 small trays (10 per bay) or 25 large trays (5 per bay)
- Can hold a combination of small and large trays
- Perfect for keeping stationary, exercise books and other teaching resources organised
- Solid Melteca with the option to have different colours on the inside and outside of the unit
- Industrial rubber wheeled castors
- Choose your tote trays to add to the unit

Bag Trolleys

133 Bag Trolley

Our Large Bag Trolley is double sided and comes in two sizes, providing a tidy and portable place to hang bags or clothing, keeping items off the floor. Trolleys can be made in Melteca for indoor use or White Ply for exterior use (suitable for covered decks or verandahs).

- **A** - 1800L x 600D x 1300H - 30 aluminium hooks
- **B** - 1200L x 600D x 1300H - 18 aluminium hooks
- Double sided
- Industrial rubber wheeled castors
- Can be made in Melteca for indoor use or white ply for external use (suitable for covered decks)



A



Colour range - all of our Melteca units can be made in any of the colours/finishes below



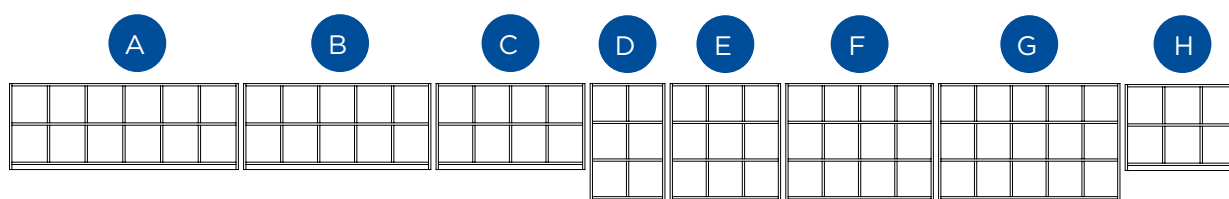
Cubby Hole Units

59 Cubby Holes

Our Cubby Holes can be used for storing a wide range of items such as bags, shoes and books, among other things. They are great for keeping items off the floor and are an especially popular storage solution in early childhood centres, kindergartens and primary schools.

Eight different sizes available

- **A** - 1800L x 680H x 300D (12 Holes)
- **B** - 1500L x 680H x 300D (10 Holes)
- **C** - 1200L x 680H x 300D (8 Holes)
- **D** - 600L x 980H x 300D (6 Holes)
- **E** - 900L x 980H x 300D (9 Holes)
- **F** - 1200L x 980H x 300D (12 Holes)
- **G** - 1500L x 980H x 300D (15 Holes)
- **H** - 900L x 680H x 300D (6 Holes)
- Average internal measurement of each cubby hole 275L x 280H x 290D
- Plinth base in solid Melteca with the option to have different colours on the inside and outside of the unit
- Units can also be custom made to your specifications

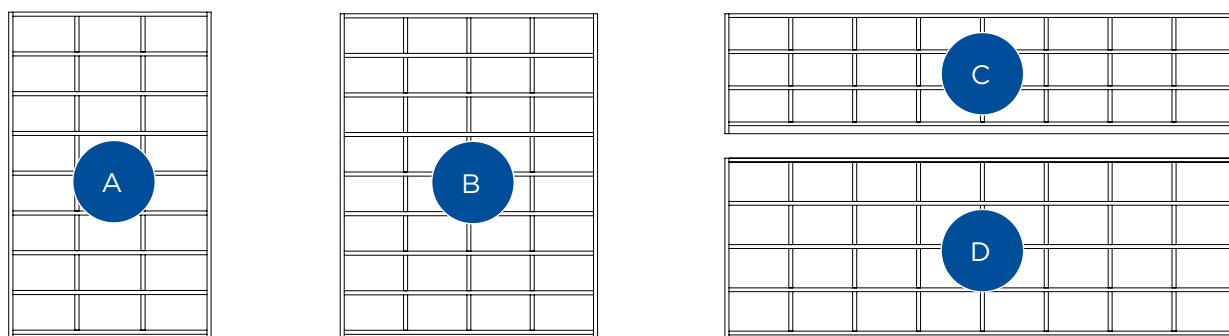



131 Shoe Cubby Holes

Our Shoe Cubby Holes come in four different sizes and are specifically designed to hold shoes and other smaller items, keeping belongings off the floor and tidily organised. They are especially useful in early childhood centres and primary school classrooms or cloakrooms and can be made in Melteca or white ply for exterior use (suitable for covered decks or verandahs).

Four different sizes available

- **A** - 900L x 1500H x 300D (24 Holes)
- **B** - 1200L x 1500H x 300D (32 Holes)
- **C** - 2400L x 600H x 300D (24 Holes)
- **D** - 2400L x 800H x 300D (32 Holes)
- Average internal measurement of each cubby hole 275L x 160H x 290D
- Plinth base
- Can be made in Melteca for indoor use (option to have different colours on the inside and outside)
- Can be made in white ply for external use (suitable for covered decks or verandahs)
- Units can also be custom made to your size specifications if required



Colour range - all of our Melteca units can be made in any of the colours/finishes below



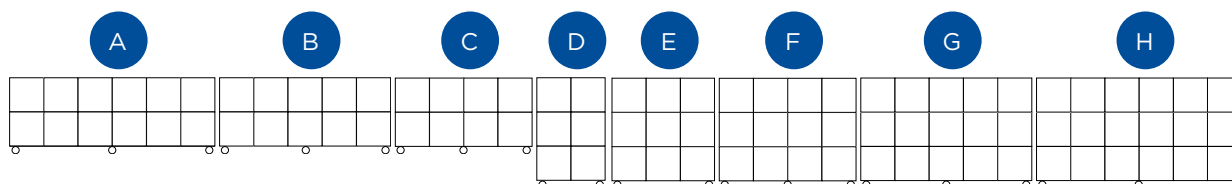
132 Bag Cubby Holes

Our Bag Cubby Holes come in eight different sizes and are perfect for tidily storing school bags, clothing and other student items in the classroom, cloakroom or under cover outside. They also offer the flexibility to fit cube crates in some or all of the cubby compartments if desired.

Eight different sizes available

- A** - 2400L x 870H x 400D (12 Holes)
- B** - 2000L x 870H x 400D (10 Holes)
- C** - 1600L x 870H x 400D (8 Holes)
- D** - 800L x 1270H x 400D (6 Holes)
- E** - 1200L x 1270H x 400D (9 Holes)
- F** - 1600L x 1270H x 400D (12 Holes)
- G** - 2000L x 1270H x 400D (15 Holes)
- H** - 2400L x 1270H x 400D (24 Holes)

- Average internal measurement of each cubby hole 370L x 370H x 400D
- Cubbies will fit cube crates if required
- Comes standard with industrial rubber wheeled castors but can also be made with a plinth base
- Can be made in Melteca for indoor use (option to have different colours on the inside and outside)
- Can be made in white ply for external use (suitable for covered decks or verandahs)
- Units can also be custom made to your specifications if required



When placing a White Ply unit outside, there are some basic rules to follow to ensure it does not get water damaged:

- Keep it in a covered area such as a verandah and ensure it is not placed where the direct rain can get to it
- Do not position your unit under roof lines that are not water tight or directly on the ground or grass
- Do not waterblast your unit and be careful when cleaning decks around your unit to ensure it does not receive an unintended dousing

Sick Bay Furniture

415 Sick Bay Bed

Our Sick Bay Bed has had an upgrade, combining a large, easy to clean Vynahide mattress and plenty of drawer storage underneath. The unit is also fully mobile on industrial rubber wheeled castors.

- 1800L x 480H x 780D
- Stylish and practical mobile sick bay solution
- Vynahide navy mattress that is hard wearing and easy to clean
- Solid Melteca construction in your choice of colour/finish
- Comes on lockable industrial rubber wheeled castors for easy movement around the room if required



Colour range - all of our Melteca units can be made in any of the colours/finishes below



Artwork Storage Units

31 Art Trolley



- 1050L x 600D x 700H
- Solid Melteca construction with matching back and the option to have different colours on the inside and outside of the unit
- Industrial rubber wheeled castors so it can be easily moved around the classroom as required
- Fits ice-cream/snap-lock containers in top slots
- 3 open shelves for paper storage

38 Art & Collage Trolley



- 1050L x 600D x 700H
- Fits ice-cream or snap-lock containers in five slots on top of the unit
- 1 open shelf for paper storage
- Comes complete with 6 large tote trays - choose your colour to customise your unit
- Solid Melteca with matching back and the option to have two different colours
- Industrial rubber wheeled castors for portability

33 Junior Paper Storage Unit



- 1050L x 600D x 700H
- 4 shelves for paper storage of various sizes and a cutting table on top
- Solid Melteca construction with matching back and the option to have two different colours
- Industrial rubber wheeled castors for portability

40 Deluxe Art & Collage Trolley



- 1200L x 600D x 700H
- Double-sided - 3 open shelves for paper storage and 1 deep drawer on each side
- Three wide slots on top for storage containers
- Includes 8 small tote trays (4 each side) in your choice of tray colour
- Solid Melteca with the option to have different colours on the inside and outside of the unit
- Industrial rubber wheeled castors for portability

32 Paper Storage Unit



- 1050L x 600D x 1000H
- 6 shelves for paper storage of various sizes and a cutting table on top
- Solid Melteca construction with matching back and the option to have different colours on the inside and outside of the unit
- Industrial rubber wheeled castors for portability

387 Drying Unit



- 900L x 630D x 1000H
- 2 bays of 14 pull out shelves made in 9mm MDF board (28 shelves in total)
- Cutting table on the top of the unit
- Solid Melteca construction with matching back and the option to have two different colours
- Industrial rubber wheeled castors for portability

Colour range - all of our Melteca units can be made in any of the colours/finishes below



3



Section 3

Tables and Desks

Contact us for a quote!



sales@educatedfurniture.co.nz



0508 645 397



educatedfurniture.co.nz



Section 3

Tables and Desks

Classroom Tables	3-3
Computer and Lab Tables.....	3-11
Student Desks	3-12
Teacher Desks.....	3-15
Office Desks and Workstations	3-16
Ergonomic Desking and Accessories	3-18
Library and Reception Desks	3-22
Meeting Room and Staffroom Tables.....	3-23
Bar Leaners and Coffee Tables	3-25
Collapsible Tables and Trolleys	3-28
Stages and Lecterns	3-29

Classroom Tables

85 Classroom Tables

Eight standard sizes or request a custom size

- **B** - 800L x 600D x Height
- **C** - 1200L x 600D x Height
- **D** - 1600L x 600D x Height
- **E** - 1800L x 600D x Height
- **F** - 800L x 800D x Height
- **G** - 1200L x 800D x Height
- **H** - 1600L x 800D x Height
- **I** - 1800L x 800D x Height
- Choose your height from our standard options
- Solid steel powder coated frame with 32mm round legs
- 18mm Melteca top in your choice of colour/finish
- Rounded corners with solid 2mm PVC edges

Custom options


- Whiteboard tops
- Adjustable legs - 530 | 625 | 685 | 725mm
- Turn into Tall Table - 800 or 900H
- Add 4 locking castors for portability
- Upgrade to heavy duty frame with 51mm round legs (not available with adjustable leg heights)



Whiteboard top

Locking castor

Adjustable legs



Standard Table Heights

Kneeler - 400mm high
Pre-School - 500mm high
Year 1 - 2 - 530mm high
Year 3 - 4 - 625mm high
Year 5 - 6 - 685mm high
Year 7 - 8+ - 725mm high

Replacement Tops

Use your existing frames and refresh your school's tables with replacement tops. Available in our full range of colours/finishes, shapes and sizes



87 Round Tables



- **A** - 900 diameter
- **B** - 1200 diameter
- Choose your height from our standard options
- Solid steel powder coated frame with 32mm round legs
- 18mm Melteca top in your choice of colour/finish
- Solid 2mm PVC edges

Custom options

- Whiteboard tops
- Adjustable legs - 530 | 625 | 685 | 725mm
- Add 4 locking castors for portability

89 Kneeler Tables



- **A** - 1200L x 400D x 400H
- **B** - 1200L x 600D x 400H
- Solid steel powder coated frame with 32mm round legs
- 18mm Melteca top in your choice of colour/finish
- Rounded corners with solid 2mm PVC edges
- Great paired with our Fritter Floor Cushions - see the Soft Furnishings section

Custom options

- Whiteboard tops for a collaborative work surface

Colour range - all of our Melteca units can be made in any of the colours/finishes below



86 Desk Tray Tables




- **A** - 1200L x 800D x Height (4 trays/4 students)
- **B** - 1600L x 800D x Height (4 trays/4 students)
- **C** - 1800L x 800D x Height (6 trays/6 students)
- Choose your height from our standard options
- Solid steel powder coated frame with 32mm round legs
- 18mm Melteca top in your choice of colour/finish
- Rounded corners with solid 2mm PVC edges
- Choose between Standard or Deep desk trays

Custom options

- Whiteboard tops
- Adjustable legs - 530 | 625 | 685 | 725mm
- Add 4 locking castors for portability

388 Jellybean Tables



- 1500L x 1200D x Height
- Choose your height from our standard options
- Solid steel powder coated frame with 32mm round legs
- 18mm Melteca top in your choice of colour/finish
- Solid 2mm PVC edges

Custom options

- Whiteboard tops
- Adjustable legs - 530 | 625 | 685 | 725mm
- Add 4 locking castors for portability

123 Desk Trays

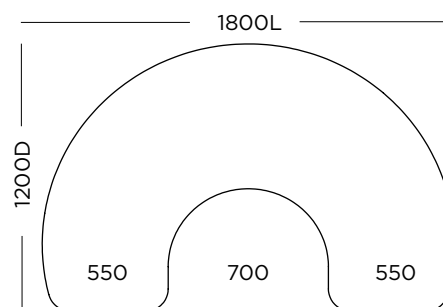


A - Standard 520W x 400D x 80H

B - Deep 520W x 400D x 120H

Colours - Dark Grey only

162 Horseshoe Tables



- 1800L x 1200D x Height
- Choose your height from our standard options
- We recommend a gas lift teacher chair is paired with the Horseshoe to provide a comfortable and ergonomic sitting position
- For Years 1 - 4 we recommend using the 625H table with 400H MLE stools or Cube stools.
- Solid steel frame with 32mm round legs
- 18mm Melteca top in your choice of colour/finish
- Rounded corners with solid 2mm PVC edges

Custom options

- Whiteboard tops
- Adjustable legs - 530 | 625 | 685 | 725mm
- Add 4 locking castors for portability

Colour range - all of our Melteca units can be made in any of the colours/finishes below

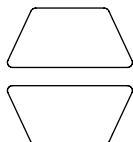
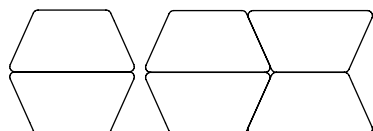
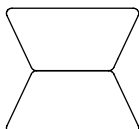
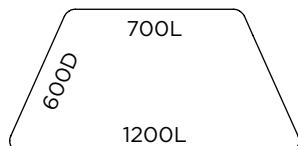


90 Trap Tables

- 1200L x 700L x 600D x Height
- Choose your height from our standard options
- Solid steel powder coated frame with 32mm round legs
- 18mm Melteca top in your choice of colour/finish
- Rounded corners with solid 2mm PVC edges

Custom options

- Whiteboard tops
- Adjustable legs - 530 | 625 | 685 | 725mm
- Add 4 locking castors for portability
- Upgrade to heavy duty frame with 51mm round legs (not available with adjustable leg heights)

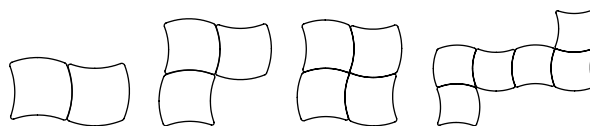
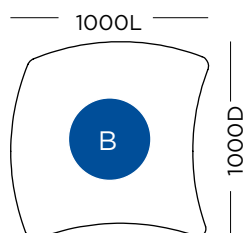
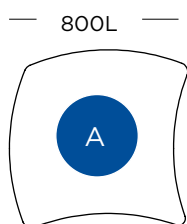


163 Switch Tables

- **A** Years 1- 6 - 800L x 800D x Height
- **B** Year 7+ - 1000L x 1000D x Height
- Choose your height from our standard options
- Solid steel powder coated frame with 32mm round legs
- 18mm Melteca top in your choice of colour/finish
- Rounded corners with solid 2mm PVC edges

Custom options

- Whiteboard tops
- Adjustable legs - 530 | 625 | 685 | 725mm
- Add 4 locking castors for portability



Standard Table Heights

Kneeler - 400mm high
 Pre-School - 500mm high
 Year 1 - 2 - 530mm high
 Year 3 - 4 - 625mm high
 Year 5 - 6 - 685mm high
 Year 7 - 8+ - 725mm high

Replacement Tops

Use your existing frames and refresh your school's tables with replacement tops. Available in our full range of colours/finishes, shapes and sizes



Colour range - all of our Melteca units can be made in any of the colours/finishes below



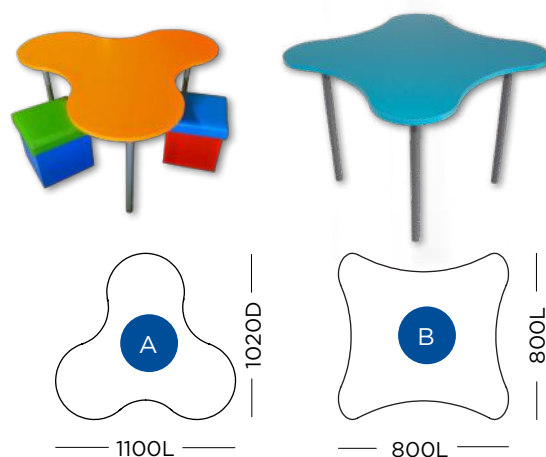
170 Alpha Tables

Our Alpha Tables come in two shapes and are a smaller classroom table for students working in groups of 2-4. They are popular in primary schools and ECE's, particularly at a kneeler height (400H) and teamed up with our Fritter floor cushions.

- **A** - Alpha 3 - 1100L x 1020D x Height
- **B** - Alpha 4 - 800L x 800D x Height
- Choose your height from our standard options
- Solid steel powder coated frame with 32mm round legs
- 18mm Melteca top in your choice of colour/finish
- Solid 2mm PVC edges

Custom options

- Whiteboard tops
- Adjustable legs - 530 | 625 | 685 | 725mm
- Add 4 locking castors for portability




168 Omega Tables

Omega Tables are available at all our standard heights and can be made in all our colours/finishes, as well as with whiteboard tops.

- **A** Years 1-6 - 950 diameter
- **B** Years 1-6 - 950 diameter (round table)
- **C** Years 1-6 - Connecta 1600L x 800W
- **D** Years 7-13 - 1100 diameter
- **E** Years 7-13 - 1100 diameter (round table)
- **F** Years 7-13 - Connecta 1800L x 950W
- Choose your height from our standard options
- Solid steel frame with 32mm round legs
- 18mm Melteca top in your choice of colour/finish
- Rounded corners with solid 2mm PVC edges

Custom options


- Whiteboard tops
- Adjustable legs - 530 | 625 | 685 | 725mm
- Add 4 locking castors for portability



Year 1-6	950 Ø	950 Ø	950 - Connecta 1600 x 800	Year 7-13	1100 Ø	1100 Ø	1100 - Connecta 1800 x 950
	A	B	C		D	E	F

169 Concave Table

- **A** - 2000L x 550D x 900H - to fit behind 1130 Ottoman with Back
- **B** - 2400L x 550D x 900H - to fit behind our 1500 Ottoman with Back
- Pair **Table A** with our 1130 Ottoman with Back or **Table B** with our 1500 Ottoman with Back in a break out space, classroom or library
- 18mm Melteca tops with square corners
- Powdercoated 51mm round steel legs
- All 900mm high
- Works well paired with our Pepper Stool, High Bob Stool or MLE Stool (See Seating section)
- You can find the Ottomans with Back in the Soft Furnishings section.



Colour range - all of our Melteca units can be made in any of the colours/finishes below




164 Swerve Tables

Our Swerve Table is a “stretched” Switch Table that enables two children to sit on each side of the table. It replaces the traditional group table with the flexibility to separate them into individual units or pull them together for collaborative tasks.

- 1200L x 800D x Height
- Choose your height from our standard options NB: Swerve Tables are available at all our standard heights but are most popular as Tall Tables
- Solid steel frame with 32mm round legs
- 18mm Melteca top in your choice of colour/finish
- Rounded corners with solid 2mm PVC edges

Custom options

- Whiteboard tops
- Made as a Tall Table at 800 or 900H
- Adjustable legs - 530 | 625 | 685 | 725mm
- Add 4 locking castors for portability
- Upgrade to heavy duty steel powder coated frame with 51mm round legs



130 Tall Tables

Our Tall Tables come in a range of shapes and sizes and are perfect for students working in small groups when paired with our Pepper Stools or MLE Stools. Tall Tables come in two height options to suit different year levels.

- **K** Rectangle - 1200L x 600D x 800/900H
- **J** Rectangle - 1600L x 600D x 800/900H
- **I** Rectangle - 1800L x 600D x 800/900H
- **H** Rectangle - 1200L x 800D x 800/900H
- **G** Rectangle - 1600L x 800D x 800/900H
- **F** Rectangle - 1800L x 800D x 800/900H
- **D** Rectangle - 1200L x 1200D x 800/900H
- **C** Rectangle - 1800L x 1200D x 800/900H
- **B** Rectangle - 2400L x 1200D x 800/900H
- **M** Swerve - 1200L x 800D x 800/900H
- **N** Sigma - 1200L x 730D x 800/900H
- **Year 1 - 4 Height** - 800H (suits 550H stools)
- **Year 4 - 13 Height** - 900H (suits 660H stools)
- Heavy duty steel frame with 51mm round legs
- 18mm Melteca top in your choice of colour/finish
- Solid 2mm PVC edges
- Any of our tables can be made into a ‘Tall Table’ upon request



Custom options

- Whiteboard tops

94 Limpet Tables

- 1500L x 1200D x Height
- Choose your height from our standard options
- Solid steel frame with 32mm round legs
- 18mm Melteca top in your choice of colour/finish
- Rounded corners with solid 2mm PVC edges

Custom options

- Whiteboard tops
- Adjustable legs - 530 | 625 | 685 | 725mm
- Add 4 locking castors for portability



Colour range - all of our Melteca units can be made in any of the colours/finishes below



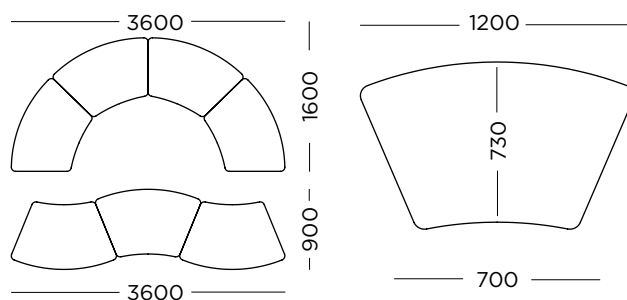
174 Sigma Tables

These versatile tables can be set up as individual units, arranged in a circle/semi-circle for conferencing activities or snaked around the classroom acting as a working space and room divide.

- 1200L x 730D x Height
- Choose your height from our standard options
- Solid steel frame with 32mm round legs
- 18mm Melteca top in your choice of colour/finish from our range
- Rounded corners with solid 2mm PVC edges

Custom options

- Whiteboard tops
- Can be made as a Tall Table at 800/900H
- Adjustable legs - 530 | 625 | 685 | 725mm
- Add 4 locking castors for portability
- Upgrade to heavy duty steel powder coated frame with 51mm round legs



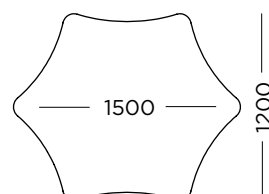
92 Starfish Tables

Our Starfish Tables create a fun, yet functional place for up to 6 students to work and are especially popular in the primary school setting. They can be made in any of our standard heights to suit any age group and are available in all our colours/finishes to suit any environment.

- 1500L x 1200D x Height
- Choose your height from our standard options
- Solid steel frame with 32mm round legs
- 18mm Melteca top in your choice of colour/finish
- Rounded corners with solid 2mm PVC edges

Custom options

- Whiteboard tops
- Adjustable legs - 530 | 625 | 685 | 725mm
- Add 4 locking castors for portability




93 Jellyfish Tables

Our Jellyfish Tables create a fun, yet functional place for up to 4 students to work and are especially popular in the primary school setting.

- 1200L x 1200D x Height
- Choose your height from our standard options
- Solid steel frame with 32mm round legs
- 18mm Melteca top in your choice of colour/finish from our range below
- Rounded corners with solid 2mm PVC edges

Custom options

- Whiteboard tops
- Adjustable legs - 530 | 625 | 685 | 725mm
- Add 4 locking castors for portability



Colour range - all of our Melteca units can be made in any of the colours/finishes below



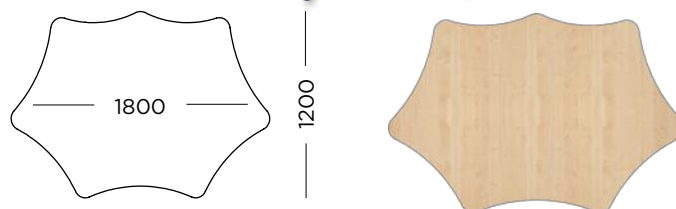
96 Scallop Tables

Our Scallop Tables create a fun, yet functional place for up to 7 students to work and are especially popular in the primary school setting.

- 1800L x 1200D x Height
- Choose your height from our standard options
- Solid steel frame with 32mm round legs
- 18mm Melteca top in your choice of colour/finish
- Rounded corners with solid 2mm PVC edges

Custom options

- Whiteboard tops
- Adjustable legs - 530 | 625 | 685 | 725mm
- Add 4 locking castors for portability




97 Octopus Tables

Our Octopus Tables create a fun, yet functional place for up to 8 students to work and are especially popular in the primary school setting.

- 1800L x 1200D x Height
- Choose your height from our standard options
- Solid steel frame with 32mm round legs
- 18mm Melteca top in your choice of colour/finish
- Rounded corners with solid 2mm PVC edges

Custom options

- Whiteboard tops
- Adjustable legs - 530 | 625 | 685 | 725mm
- Add 4 locking castors for portability




99 Octagon Tables

Our Octagon Tables create a fun, yet functional place for up to 8 students to work and are especially popular in the primary school setting.

- 1200L x 1200D x Height
- Choose your height from our standard options
- Solid steel frame with 32mm round legs
- 18mm Melteca top in your choice of colour/finish
- Rounded corners with solid 2mm PVC edges

Custom options

- Whiteboard tops
- Adjustable legs - 530 | 625 | 685 | 725mm
- Add 4 locking castors for portability



Colour range - all of our Melteca units can be made in any of the colours/finishes below



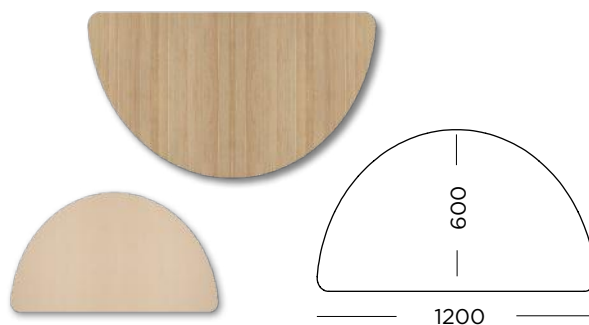
101 Semi-circle Tables

Our Semi-circle Tables work well placed individually or in a pair in the classroom setting or as a meeting room table.

- 1200L x 600D x Height
- Choose your height from our standard options
- Solid steel frame with 32mm round legs
- 18mm Melteca top in your choice of colour/finish
- Rounded corners with solid 2mm PVC edges

Custom options

- Whiteboard tops
- Adjustable legs - 530 | 625 | 685 | 725mm
- Add 4 locking castors for portability



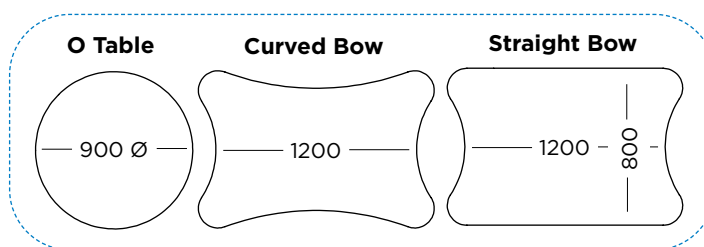
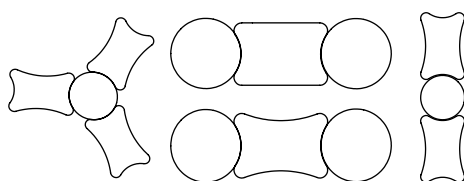
100 O's and Bow Tables

Our O's and Bow Tables are a flexible and fun group of tables that work well as individual tables and also joined together to form bigger groups.

- **A** O Table - 950 diameter
- **B** Curved Bow - 1200L x 800D
- **C** Straight Bow - 1200L x 800D
- Choose your height from our standard options
- Solid steel frame with 32mm round legs
- 18mm Melteca top in your choice of colour/finish
- Rounded corners with solid 2mm PVC edges

Custom options

- Whiteboard tops
- Adjustable legs - 530 | 625 | 685 | 725mm
- Add 4 locking castors for portability



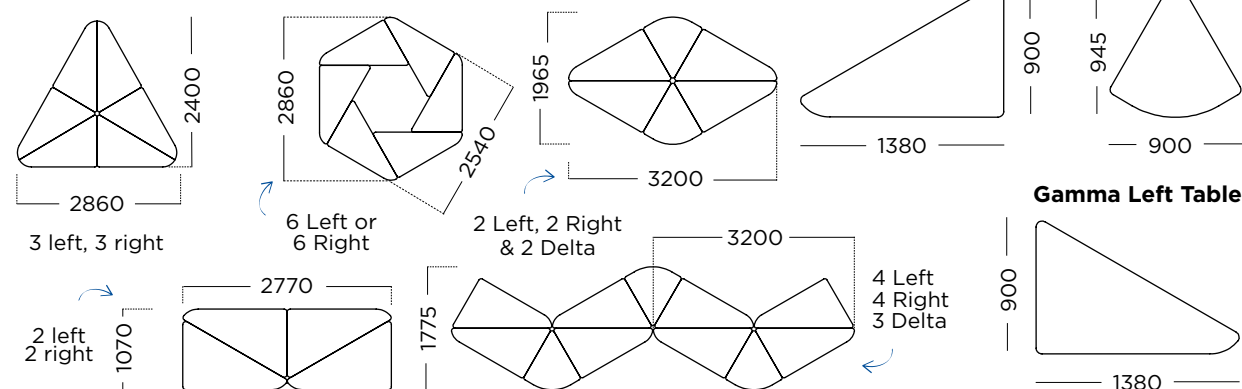
165-167 Delta and Gamma Tables

Our Delta and Gamma Table range is a flexible and multi-functional set of 3 tables that can be placed alone or in a wide range of group configurations. They offer huge flexibility to change the arrangement of the tables to suit different classroom activities.

- **165** Gamma Left Table - 1380L x 900D
- **166** Gamma Right Table - 1380L x 900D
- **167** Delta Table - 900L x 945D
- Choose your height from our standard options
- Heavy duty steel frame with 51mm round legs
- 18mm Melteca top in your choice of colour/finish
- Rounded corners with solid 2mm PVC edges

Custom options

- Whiteboard tops



Computer and Lab Tables

91 Two Tiered Tables



- 1200L x 600D x 725H
- Solid steel frame with 32mm round legs
- 18mm Melteca top in your choice of colour/finish
- Rounded corners with solid 2mm PVC edges

Custom options

- Whiteboard tops
- Add 4 locking castors for portability

129 Lab Benches



- **A** - 1200L x 600D x 900H
- **B** - 1800L x 600D x 900H
- Solid steel frame with 32mm square legs
- 30mm High Pressure Laminate (HPL) top in your choice of colour/finish from the Laminex HPL range
- Long sides with rolled edges and flat clash at each end

399 iQuad Computer Tables



- **A** - 1200L x 600D x Height (1 computer)
- **B** - 1800L x 600D x Height (2 computers)
- **C** - 2400L x 600D x Height (3 computers)
- Solid steel frame with 50 x 25mm rails and 50mm square legs
- 25mm Melteca top in your choice of colour/finish
- Square corners with solid 2mm PVC edges
- Heights available - 530 | 625 | 685 | 725mm

Custom options

- Add cable ports
- Add 4 locking castors for portability
- Can be made to our size specifications

389 Heavy Duty Tables (with shelf)



- **A** - 1200L x 600D x 900H
- **B** - 1800L x 600D x 900H
- Solid steel frame with 51mm round legs and heavy duty rails
- 30mm High Pressure Laminate (HPL) top in your choice of colour/finish from the Laminex HPL range
- Long sides with rolled edges and flat clash at each end

Custom options

- Tables can also be custom made to your dimensions

Colour range - all of our Melteca units can be made in any of the colours/finishes below



277 Laptop Trolley

Our Laptop Trolley is a high quality mobile platform for laptop computers and is available in a range of colours and heights ideal for school or office settings.

- 600L x 600D shaped top
- Solid steel frame on heavy duty castors
- 18mm Melteca top in your choice of colour/finish
- Rounded corners with solid 2mm PVC edges

Custom options

- Height adjustable frame with a minimum height of 530mm and maximum height of 725mm




178 Ztool

Our Ztool is a versatile and cost effective surface for writing or for working on tablets and laptops. Available in four colours, the Ztool can be used on the floor, on a chair or outdoors.

- Overall size: 660 x 570 x 400
- Lightweight one-piece design that is portable and stacks for perfect storage
- Flexible solution for a range of learning environments
- No assembly required
- Recommended for ages 6 and up
- Weight 1.6 kg
- Has rounded edges for safety

Optional extras

- Purchase Ztool Trolley for mobility and storage



Student Desks

299 Study Carrels

Study carrels come in a double or single size and are perfect for students who need their own space. When you have a large learning environment, there are always children who like working on their own with no interruptions and our Study Carrels cater perfectly to this.

- **S - Single:** 800L x 600D x 400H sides x Height
- **D - Double:** 1600L x 600D x 400H sides x Height
- Choose your height from the following options:
 - Year 1 - 2 - 560mm
 - Year 3 - 4 - 625mm
 - Year 5 - 6 - 685mm
 - Year 7- 8 - 725mm
- 200mm shelf above the table top
- Solid steel frame with 32mm round legs
- 18mm Melteca top in your choice of colour/finish
- Rounded corners with solid 2mm PVC edges

Custom options

- Upgrade to heavy duty frame with 50 x 25mm rails and 51mm round legs
- Adjustable legs - 530 | 625 | 685 | 725mm
- Add 4 Locking Castors (not available with Adjustable leg heights)
- Remove the middle shelf on this unit



Colour range - all of our Melteca units can be made in any of the colours/finishes below



106 Zed Desk

Our Zed Desk is built to last and is ideal for senior classrooms where individual and collaborative learning arrangements may be needed.

With a generous work top and frame that does not protrude from the edges, Zed's can form groups or be easily set apart to create individual exam spaces that help minimise distractions. Available in a straight top or contoured top in any of our colours/finishes.

Zed's are perfectly paired with our Summit Chair or our En One Chair - See Seating section.

- **A - Straight:** 600L x 600D
Standard top with rounded corners
- **B - Contoured:** 600L x 600D
Contour shaped top with rounded corners
- Generous space of 525mm between desk legs for chairs to fit. We recommend pairing with our En One Chair or Summit Chair
- Heavy duty 50 x 25 grey hammertone powdercoated steel frame
- Solid 2mm PVC edges

Custom options

- Can also be made in 800L or 1200L on request
- Add modesty panel



Standard Desk Heights

Year 1 - 2 - 560mm high
Year 3 - 4 - 625mm high
Year 5 - 6 - 685mm high
Year 7 - 8+ - 725mm high

160 Modesty Panel

You can add a modesty panel to the following desks:

Lift Top | Contour Top |
Fixed top | Zed Desk |
Wooden Pen Rail Desk



102 Lift Top Desk



Available at all our standard desk heights and all our colours/finishes to suit any age group and environment.

- 600L x 600D x Height
- Straight legs so desks can be placed together
- Heavy duty steel hinge with steel pivot
- Solid steel frame with 32mm round legs
- 18mm Melteca top in your choice of colour
- Rounded front corners with 2mm PVC edges
- Choose height from our standard desk options
- Comes complete with desk trays. Choose between Standard or Deep desk trays

Custom options

- Add modesty panel

105 Fixed Top Desk



Available at all our standard desk heights and in all our colours/finishes to suit any age group and environment.

- 600L x 475D x Height
- Straight legs and square back corners so desks can be placed neatly together
- Solid steel frame with 32mm round legs
- 18mm Melteca top in your choice of colour
- Rounded front corners with 2mm PVC edges
- Choose your height from our standard desk options
- Comes with or without desk trays. Choose between Standard or Deep desk trays

Custom options

- Add modesty panel

Colour range - all of our Melteca units can be made in any of the colours/finishes below



104 Contour Desk

Available at all our standard desk heights and in all our colours/finishes to suit any age group and environment.

- 600L x 500D x Choose height from our standard options
- Straight legs so desks can be placed together
- Solid steel frame with 32mm round legs
- 18mm Melteca top in your choice of colour/finish
- Rounded corners with solid 2mm PVC edges
- Comes with or without desk trays - Deep or Standard
- Pair well with our Summit Chair or En One Chair

Custom options

- Add modesty panel



123 Desk Trays

A - Standard 520W x 400D x 80H

B - Deep 520W x 400D x 120H

Colour - Dark Grey Only

Standard



Deep



107 Folding Exam Desk

Our new Folding Exam Desk has been designed especially for flexible spaces such as exam rooms and classrooms.

- 600L x 600D x 725H
- 25mm round powdercoated heavy duty frame
- 600 x 600 Melteca top with straight sides and available in all our colours/finishes
- Rounded corners with solid 2mm PVC edges
- Folds flat to 50mm high
- Perfectly paired with our Summit Chair or our En One Chair - See Seating Section



319 Double Desk

Available at all our standard desk heights and all our colours/finishes to suit any age group and environment.

- 1200L x 600D x Choose height from our standard options
- Straight legs so desks can be placed together
- Solid steel frame with 32mm round legs
- 18mm Melteca top in your choice of colour/finish
- Rounded front corners with 2mm PVC edges
- Comes with or without Stanrd/Deep desk trays
- Works well paired with our Summit Chair or our En One Chair - See Seating Section



103 Wooden Pen Rail Desk

Our Wooden Pen Rail Desk is a solid construction single desk with a wooden fixed top that can be stand alone or placed together to form groups.

- 600L x 500D x Choose height from our standard options
- Straight legs so desks can be placed together
- Solid steel frame with 32mm round legs
- Heavy duty steel hinge with steel pivot
- Comes complete with deep desk tray for desk heights 685H and 725H
- Works well paired with our Summit Chair or our En One Chair - See Seating Section



Colour range - all of our Melteca units can be made in any of the colours/finishes below



Teacher Desks

338 Teacher Desk (1200)

Our Teacher Desk (1200mm) is a compact, heavy duty and affordable desking option designed especially for teachers to use in the classroom.

- 1200L x 700D x 725H
- Both drawers on solid steel runners
- Modesty panels along the front and sides of the desk for added privacy
- Solid steel frame with 50mm square legs
- 18mm Melteca top in your choice of colour/finish
- Rounded corners with solid 2mm PVC edges
- Works well paired with our range of ergonomic Office and Teacher chairs in the Seating section

Custom options

- Add locks to top drawer for increased security



339 Teacher Desk (1500)

Our Teacher Desk (1500mm) is a compact, heavy duty and affordable desking option designed especially for teachers.

- 1500L x 700D x 725H
- Two standard drawers on one side and one deep drawer on the other side, all on solid steel runners
- Modesty panels along the front and sides of the desk for added privacy
- Solid steel frame with 50mm square legs
- 18mm Melteca top in your choice of colour/finish
- Contoured top for added comfort and access to the work surface
- Rounded corners with solid 2mm PVC edges
- Works well paired with our range of ergonomic Office and Teacher chairs in the Seating section

Custom options

- Add lock to file drawer and/or top drawer for increased security



322 Teacher Desk with Upstand

Our Teacher Desk with Upstand is a compact, heavy duty and affordable desking option designed especially for teachers.

- 1500L x 700D x 725H
- Two standard drawers and one deep drawer all on solid steel runners
- 100mm upstand around the back as well as modesty panels along the front and sides of the desk for added privacy
- Solid steel frame with 50mm square legs
- 18mm Melteca top in your choice of colour/finish
- Contoured for added comfort and access to the work surface
- Rounded corners with solid 2mm PVC edges
- Works well paired with our range of ergonomic Office and Teacher chairs in the Seating section

Custom options

- Add lock to file drawer and/or top drawer for increased security



Colour range - all of our Melteca units can be made in any of the colours/finishes below



Office Desks and Workstations

Workstation Range


Our workstations are made to order so you can customise them to suit your environment. Choose your base/leg system, the shape of the top you want and then the top size.

Choose your base/legs



Slab End (SKU: 533)

25mm Melteca tops and base with rounded corners
Complete with 400mm modesty panel
Full modesty panel can be added on request



iQuad Legs (SKU: 806)

25mm Melteca tops with square corners
Solid welded steel frame
50 x 50 square legs with 50 x 25 support rails
Modesty panels can be added



iQuad+ Legs (SKU: 831)

25mm Melteca tops with square corners
Solid welded steel frame
50 x 50 square legs with ladder detail
Modesty panels can be added

Specifications required:

Left and right measurement as well as depth
i.e 1200L x 600D & 1800L x 800D R
Workstations come standard with a cable port in the corner of the top.
More can be added on request.
Custom made sizes all P.O.A

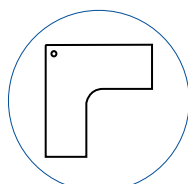


Comes fully assembled

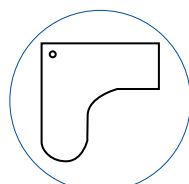
All our workstations are high quality, heavy duty and built to last

Choose your top shape and colour/finish

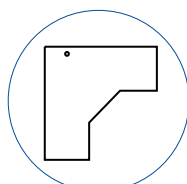
Workstation tops can be made in any of the following shapes and in any of our colours/finishes below



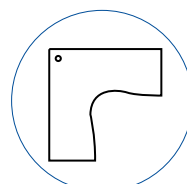
Q300



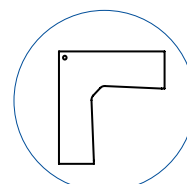
Oval End



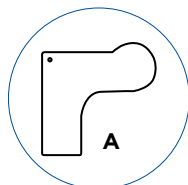
Alpine



Ele (Scalloped)



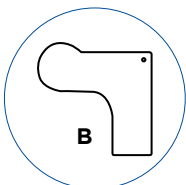
Duo



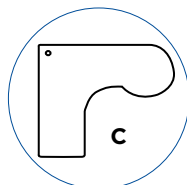
A

Contour P-End

Right & Left Hand 'P' Facing away
Must be 2200L



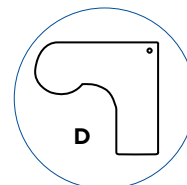
B



C

Contour P-End

Left & Right Hand 'P' Facing away
Must be 2200L



D

Choose the top length and width

Standard lengths available 1200, 1800, 2000, 2400

1200L x 1800W (left or right)	1800L x 2000W (left or right)
1200L x 2000W (left or right)	1800L x 2400W (left or right)
1200L x 2400W (left or right)	2000L x 2000 (left or right)
1800L x 1800W (left or right)	2400L x 2400 (left or right)

Any combination is available with length, width and depth.
See the measurement diagram for a better understanding.

Choose the top depth

600D, 700D, 750D, 800D

Or any other increment you specify



Colour range - all of our Melteca units can be made in any of the colours/finishes below



Desk Range


Our desks are made to order so you can customise them to suit your environment. Choose your base/leg system, the shape of the top you want and then the dimensions, remembering to note which side the "Ovals & P's" are on.

Choose your base/legs



Slab End (SKU: 533)

25mm Melteca tops and base with rounded corners
Complete with 400mm modesty panel
Full modesty panel can be added on request



iQuad Legs (SKU: 806)

25mm Melteca tops with square corners
Solid welded steel frame
50 x 50 square legs with 50 x 25 support rails
Modesty panels can be added



iQuad+ Legs (SKU: 831)

25mm Melteca tops with square corners
Solid welded steel frame
50 x 50 square legs with ladder detail
Modesty panels can be added

Specifications required:

Provide desk length, depth and top shape
i.e 1800L x 800D Contour top
Desks come standard with a cable port. More can be added on request.
Custom made sizes all P.O.A

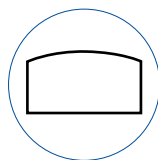


All our desks are high quality, heavy duty and built to last

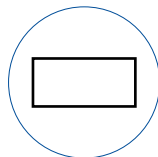
Comes fully assembled

Choose your top shape, dimensions and colour/finish

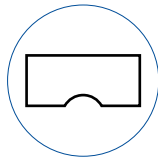
Workstation tops can be made in any of the following shapes and in any of our colours/finishes below



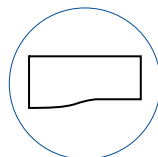
Curve Desk - This curved front desk adds an inviting impression and extra depth for additional work space.
Lengths: 1600, 1800, 2000L, 2400L
Depths: 800 to 900D



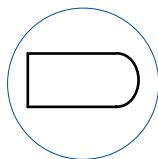
Straight Desk - This practical desk fits well in any symmetrical room
Lengths: 1200, 1600, 1800, 2000, 2200, 2400L
Depths: 600, 700, 750, 800D



Contour Desk - Comfort curve in middle of desk
Lengths: 1600, 1800, 2000, 2400L
Depths: 600, 700, 750, 800D



Wave Desk - An elegant curved desk featuring a deeper work space on one side.
Lengths: 600, 1800, 2000, 2400L
Depths: 600 to 800D



Oval End Desk - A user friendly design that can be used as a meeting/boardroom table end.
Lengths: 1600L, 1800L, 2000L, 2400L
Depths: 600, 700, 750, 800D



P-End Desk - A conference end desk. Ideal for meetings or just additional workspace. Available in left hand or right hand options with the P-end facing or away.

Lengths: 2200, 2400L
Depths: 700D with 900mm 'P'



Colour range - all of our Melteca units can be made in any of the colours/finishes below



Ergonomic Desking and Accessories

880 Lift Desk Range - Elevate your work experience

Our Lift Electric Desks elevate your work experience to new heights. Featuring smooth, whisper-quiet electric motors, our Lift Electric Desks adjust to your desired height with just the touch of a button, allowing you to effortlessly transition between sitting and standing positions.

Uniquely customisable, you have the flexibility to design the Lift Desk to look exactly how you want it. Choose from three frame colours and a range of sizes, then choose the top shape, top finish and the addition of any cable ports and cable ways. A truly tailor-made electric desk like no other on the market.

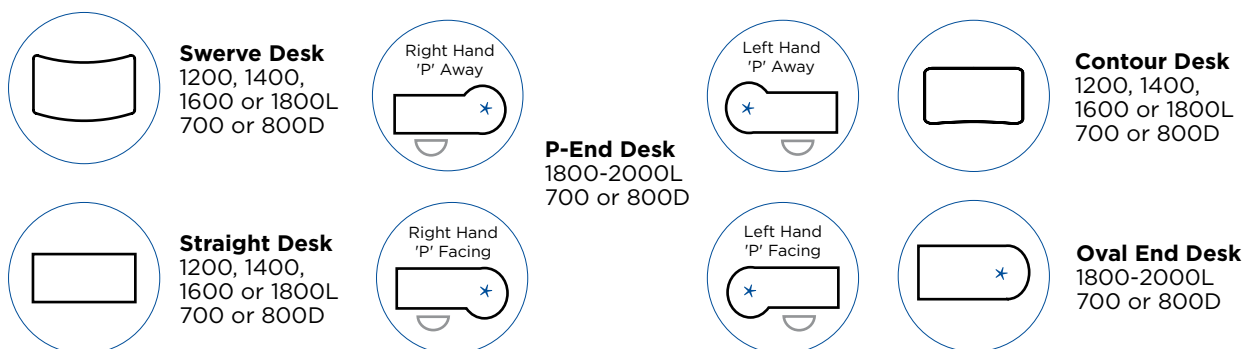
- Load capacity of 100kgs
- Dual drive electric motors
- Anti-collision function
- 700 - 1200mm electric height adjustment
- Memory settings to save 4 different heights
- Choose your size from 1200L x 700D to 2000L x 800D and everything in between
- 25mm Melteca top in desired shape and colour/finish
- Frames available in White, Grey and Black
- 5 year warranty
- NB: Basic assembly is required or you can contact us for on-site assistance

Custom options

- Add modesty panels



Lift Top Shape Options




* Available at 1800 or 2000 long only

807 iQuad Modesty Panels

Modesty panels can be added to all our desks and workstations to provide added privacy for the user. Choose between steel mesh panels or Melteca panels to match the desk or workstation/desk top.

- Steel mesh panels can be added to fit 1200, 1800 and 2000L workstations and desks
- Melteca panels can be made to fit any desk or workstation dimensions and come in a 400D option or a full length option. The panels can be made in any of our colours/finishes to match your desk or workstation top



Colour range - all of our Melteca units can be made in any of the colours/finishes below



566 Electronic Workstation

Our Electronic Workstations offer electric height adjustment so that users can alternate between seated and standing work positions. The understated simplicity of these workstations make them perfect for collaborative offices, administration areas, meeting areas or at home.

- **A** - 1500L x 1500D x 700D x 640-1290mm H
- **B** - 1800L x 1800D x 700D x 640-1290mm H
- Smooth silent path, single motor system – so no co-worker disturbance or irritation
- Three column height range 640 -1290mm
- Up and down speed 35mm/second
- Digital height readout with a soft-touch 2 point memory handset
- 25mm work surface constructed from melamine with matching PVC edge
- 15 year guarantee on frame and motor
- 140kg weight rating

Top colours

- White, Nordic Maple, Atlantic Oak and Black

Frame colours

- White, Silver and Black powdercoated finish

Custom options

- Optional cable trays are available



White




Nordic Maple



Atlantic Oak



Black



520 Arise Deskalator

The Arise Deskalator sits on an existing desk and lets you change posture throughout the day. The scissor structure with gas spring features smooth height adjustment.

- **Small size** - 890W x 580D x 150-500mm H
- **Medium size** - 680W x 580D x 150-500mm H
- Height easily adjusts straight up and down via two activation paddles
- Gas spring offers smooth supported height transition
- 13 available options for height adjustment to suit all users
- Support groove on the surface to mount a smart phone and tablet
- Three hole mounts for easy-fit single or dual monitor arms
- Max weight 15kg
- 10 year warranty
- Deskalator colours - Black or White



White



Black



Colour range - all of our Melteca units can be made in any of the colours/finishes below



564 Adjustable Wave Desk

The Wave desk is a portable, lightweight sit to stand desk with two height options, allowing the user to alternate between a seated and standing position throughout the day. Its two powder-coated caster wheels make the desk a breeze to move around.

- 950L x 520D x 740 - 1040H
- Compact adjustable height desk
- Great health benefits with the sit to stand options
- Two gas lift heights making height adjustment simple and safe
- Maximum weight limit 50kg - it will handle all of your daily work needs
- White PVC desktop
- White powdercoated steel frame
- Features castor wheels for easy manoeuvrability
- Compact enough to fit in any environment, but big enough to fit all your working needs on it, making it ideal in a work or home office



526 Upanatom Laptop Sit/Stand Desk

The Upanatom mobile laptop sit/stand desk is a compact and economical manual solution for the classroom or office. It features a single lever, gas assist height adjustable polypropylene platform that is large enough to suit a laptop up to 17 inch.

- Footprint: 630W x 625D
- Desk Height: 720 - 980H
- Top size: 600W - 385D
- Locking castors and two handles for easy manoeuvrability
- Gas assist height adjustable, allowing the user to alternate between seated and standing positions
- Extra wide starship base for maximum stability
- Includes a retractable mouse pad and cup holder
- 10 year warranty
- Comes in Black



522 Arise Standsoft Anti Fatigue Mat

This Arise Standsoft Anti-Fatigue Mat is ideal for use where long periods of standing are required and is recommended for use with our range of sit/stand desks and workstations. The PU rubber platform has a bevelled edge and is designed to slide easily across carpet, enabling the user to shift it with their foot without having to bend over.

- 100% PU moulded mats provide a platform that transfers downward pressure away from the hips, knees, ankles and feet
- Bevelled edge reduces any tripping hazards
- An intricate embossed leafy design
- Standsoft is the perfect companion to our sit-stand desks/workstations and is a necessity to anyone standing over a long period of time



Colour range - all of our Melteca units can be made in any of the colours/finishes below



521 Arise Compulator

The Compulator is the ideal sit/stand solution for people who are doing mixed computer and written tasks. It is much more compact than a full width desktop unit and frees up desk top space.


- 800W x 520D x 150-430H
- Adjusts straight up and down. Easy height adjustment via two activation paddles
- Gas spring offers smooth height transition
- 13 available options for height adjustment
- Wide adjustment to suit all users
- Support groove on the surface to mount smart phone and tablet
- 3 hole mounts for single/dual monitor arms
- Fold up keyboard surface with two keyboard positions, flat or negative tilt
- 10 year warranty
- 15kg weight capacity
- Desk colours - Black



525 Gladius Monitor Arms

Gladius arms offer a full range of ergonomic adjustment and a large gas-lift counterbalance range of monitor weights (2 to 9 kgs).

- **A** - Single Arm
- **B** - Double Arm
- **C** - Adapter plate for laptops and tablets
- Gladius arms allow mounting of monitors with 75mm or 100mm VESA hole centres
- On the double version, independent gas height adjustable arms allow the user to mount different sized monitors side by side
- Full rotation, 360 degrees at any position
- Up to 30 inch monitor
- 85 degrees upward, 15 degrees downward
- Cable management
- Grommet or clamp mount included in the box
- 10 year warranty
- Black standard colour
- White also available for large orders with longer lead time



524 Cutlass Monitor Arms

Cutlass arms combine contemporary slim styling, better cable management and built in USB ports right on the desktop. A higher adjustment range and an improved desk clamp make it one of the best monitor mounting options on the market.

- **A** - Single Arm in White
- **B** - Double Arm in White
- Screen tilt adjustment
- Integrated cable management
- Double USB Ports
- Grommet or clamp mount included in the box
- Made of aircraft aluminium
- 360° free switch between portrait and landscape orientation and supports monitors up to 30"
- Tablet and laptop mounts also available
- 10 year warranty
- Single - Balanced gaslift height adjustable arm
- Double - Dual independent balanced height adjustable arm



Colour range - all of our Melteca units can be made in any of the colours/finishes below



Library and Reception Desks

830 Library and Reception Desks

Our Reception and Library desks are always custom made in our factory and are designed and built to suit the unique space and environment they are made for. We have a range of materials and styles that we can recommend and our Territory Account Managers will work closely with you from start to finish to ensure your desk fits perfectly in its new home. Below are just a few examples of the Library and Reception Desks we have produced for our customers.



Corner workstation desk

Made in Melteca board with overlay decorative panels




Corner workstation desk

With reception hutch and return book slot



U-shaped library or reception desk

50 x 50 steel post frame with Melteca inserts and overlay panels



Rectangle workstation desk

Made in Melteca board



Colour range - all of our Melteca units can be made in any of the colours/finishes below



Meeting Room and Staffroom Tables

852 iQuad+ Tables

Our iQuad+ Tables are stylish and heavy duty large tables designed for boardrooms, staffrooms and meeting rooms. They look great mixed and matched with the rest of our iQuad range.

- **A** - 1800L x 800D x 725H
- **B** - 2000L x 1000D x 725H
- **C** - 2400L x 1200D x 725H
- Solid welded and powdercoated steel frame
- 25mm Melteca top in your choice of colour/finish with 2mm PVC edge
- 50mm square legs with 50 x 25 heavy duty rails
- All table sizes made at 725H




Top Shapes



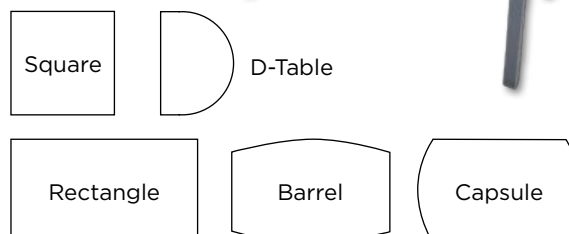
802 iQuad Tables

Our iQuad Tables are a stylish and heavy duty option for boardrooms, meeting rooms, staffrooms, offices or classrooms. They look great mixed and matched with the rest of our iQuad range and can be made in a range of different top shapes and sizes.

- **A** - 800L x 800D
- **B** - 1200L x 800D
- **C** - 1600L x 800D
- **D** - 1800L x 800D
- **E** - 2000L x 800D
- **F** - 2200L x 800D
- **G** - 2400L x 800D
- **H** - 1200L x 1200D
- **I** - 1200L x 1800D
- **J** - 1200L x 2400D
- Solid welded and powdercoated steel frame
- 25mm Melteca top in your choice of colour/finish with 2mm PVC edge
- 50mm square legs with 50 x 25 heavy duty rails
- All table sizes made at 725H



Top Shapes



642 D-End Boardroom Table

Our D-End Boardroom Tables are elegant and sturdy and can be customised to suit any boardroom, staffroom or meeting room.

- **A** - 1800L x 1000D (D End)
- **B** - 1800L x 1200D (D End)
- **C** - 2000L x 1000D (D End)
- **D** - 2000L x 1200D (D End)
- **E** - 2400L x 1200D (D End)
- 25mm Melteca top in your choice of colour/finish with 2mm PVC edge
- All table sizes made at 725H



Top Shapes



Colour range - all of our Melteca units can be made in any of the colours/finishes below



803 iQuad Conference Tables

Our iQuad Conference Tables are a stylish and heavy duty option for boardrooms, staffrooms and meeting rooms. They offer the versatility to be placed together to cater to larger groups or as individual tables for smaller groups.

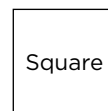
- **A** - D Table 1200L x 800D
- **B** - Square 1200L x 1200D
- **C** - Rectangle 1200L x 800D
- Solid welded and powdercoated steel frame
- 25mm Melteca top in your choice of colour/finish with 2mm PVC edge
- 50mm square legs with 50 x 25 heavy duty rails
- All table sizes/shapes made at 725H

Top shape options

- Square, Rectangle, D-Table



D-Table



Square



Rectangle

635 Cross Base Tables

Our Cross Base Tables come in a range of sizes and all our colours/finishes. They are cost effective and a great option for fitting out meeting rooms and staffrooms.

- **A** - 800 Diameter
- **B** - 900 Diameter
- **C** - 1000 Diameter
- **D** - 1100 Diameter
- **E** - 1200 Diameter
- 25mm Melteca top and base in your choice of colour/finish with 2mm PVC edge
- Also available in a curved base
- All tables sizes made at 725H



853 Orion Tables

Our Orion Tables come in three sizes with a round base and work well in staffrooms and meeting rooms as a multi-functional option. The tops can be made in a range of colours/finishes to suit your environment.

- **Round** - 900 Diameter
- **Round** - 1000 Diameter
- **Round** - 1200 Diameter
- Brushed stainless steel round base
- 25mm Melteca top in your choice of colour/finish with 2mm PVC edge
- All tables sizes made at 750H



854 Pavo Tables

Our Pavo Tables come in three sizes with a square base and work well in staffrooms and meeting rooms as a multi-functional option.

- **A Square** - 800L x 800D
- **B Square** - 900L x 900D
- **C Square** - 1000L x 1000D
- Brushed stainless steel square base
- 25mm Melteca top in your choice of colour/finish with 2mm PVC edge
- All tables sizes made at 750H



Colour range - all of our Melteca units can be made in any of the colours/finishes below



Bar Leaners and Coffee Tables

762A Pavo Bar Leaners

Our Pavo Bar Leaners are stylish and practical high tables, with a heavy duty brushed stainless steel square base and a square top. These tables work really well in a staffroom setting and look great teamed up with our range of bar stools featured in the Seating section.

- **A** - 600L x 600D x 1085H
- **C** - 700L x 700D x 1085H
- **D** - 800L x 800D x 1085H
- 25mm Melteca top and base in your choice of colour/finish with 2mm PVC edge
- Square top with square corners
- Brushed stainless steel square base
- Adjustable feet under the base for adjustment on uneven surfaces



762 Orion Bar Leaners

Our Orion Bar Leaners are stylish and practical high tables with a heavy duty brushed stainless steel round base and a round top. These tables work really well in a staffroom setting and look great teamed up with our range of bar stools in the Seating section.

- **E** - 600 diameter x 1085H
- **G** - 700 diameter x 1085H
- 25mm Melteca top in your choice of colour/finish with 2mm PVC edge
- Brushed stainless steel round base
- Adjustable feet under the base for adjustment on uneven surfaces



766 Converse Bar Leaner

Our Converse Bar Leaners are stylish, high quality and robust high tables. Designed especially for staffrooms/break rooms, these bar leaners are great paired with one of our stools in Seating section.

- **A** - 1500L x 700D x 900H or 1050H
- **B** - 1600L x 800D x 900H or 1050H
- **C** - 1800L x 800D x 900H or 1050H
- 25mm Melteca tops with solid 2mm PVC edges and square corners
- Available in any of our Melteca colours/finishes
- Powdercoated 50 x 50mm steel A frame with footrest and 50 x 25 rails
- Works well purchased with any of our stools in the Seating section



Colour range - all of our Melteca units can be made in any of the colours/finishes below



765 Kompact Bar Leaner



Our Kompact Bar Leaners are a minimalist and robust high table with a black powdercoated frame. Designed especially for staffrooms but can also be used in other settings. These bar leaners are great paired with one of our adult stools in the Seating section.

- **A** - 1500L x 700D x 900H or 1050H
- **B** - 1600L x 800D x 900H or 1050H
- **C** - 1800L x 800D x 900H or 1050H
- 25mm Melteca tops with square corners in your choice of colour/finish
- Black powdercoated 32 x 32mm steel H frame with footrest
- Works well purchased with any of our stools in Seating Section

761 Strongbow Leaner



Our Strongbow Leaner is a more traditional high table with a footrest and optional shelf. Designed for staffrooms/break rooms, the Strongbow Leaner works well paired with one of our adult stools in the Seating section.

- **A** - 1200L x 500D x 1020H (no shelf)
- **B** - 1200L x 500D x 1020H (with shelf)
- 25mm Melteca tops with solid 2mm PVC edges and rounded or square corners in your choice of colour/finish
- Can be made with or without the 18mm shelf
- 32mm powdercoated round steel frame
- Can be custom made to a specified size/shape

859 iQuad Cube Coffee Table



Our iQuad Cube Coffee Tables are 25mm solid Melteca construction with square corners and cubby hole storage for books or magazines. The unit comes on our stylish iQuad steel feet and can be made in a range of different colours/finishes. A popular option in staffrooms, lunchrooms and waiting areas where a combination of storage and low surfaces are required.

- 600L x 600D x 450H
- 25mm Melteca construction with square corners and available in a range of colours/finishes
- 50 x 50 stylish heavy duty steel feet
- Ideal in staffrooms and waiting areas
- Can be custom made to your specifications

375 iQuad Tri-Cube Coffee Table



Our iQuad Tri-Cube Coffee Tables are solid Melteca construction with square corners and three open cubby holes for books or magazines that can be accessed from either side. The unit comes on our stylish iQuad steel feet and can be made in a range of different colours/finishes. A popular option in staffrooms, lunchrooms and waiting areas where a combination of storage and low tables are required.

- 900L x 400D x 400H
- 25mm Melteca construction with square corners and available in a range of colours/finishes
- 50 x 50 heavy duty iQuad steel feet
- Ideal in staffrooms and waiting areas
- Can be custom made to your specifications

Colour range - all of our Melteca units can be made in any of the colours/finishes below



374 Tri-Cube Coffee Table

Our iQuad Tri-Cube Coffee Tables are solid Melteca construction with square corners and three open cubby slots for storage of books or magazines that can be accessed from either side. The unit comes on a plinth base and can be made in a range of different colours/finishes. A cost effective and popular option in staffrooms, lunchrooms and waiting areas where a combination of storage and low tables are required.

- 900L x 400D x 400H
- 25mm Melteca construction with square corners and available in a range of colours/finishes
- Plinth base
- Ideal in staffrooms/lunchrooms and waiting areas
- Can be custom made to your specifications



857 Orion Round Coffee Table

Our stylish and heavy duty Orion Coffee Tables are available in two sizes and come on a brushed stainless steel round base. They work well in staffrooms and meeting rooms as a multi-functional surface. The 25mm Melteca top can be made in a range of colours/finishes to suit your environment.


- **A Round** - 600 Diameter
- **B Round** - 900 Diameter
- Stainless steel round base
- 25mm Melteca top in your choice of colour/finish with 2mm PVC edge
- All tables sizes made at 465H



858 Pavo Square Coffee Table

Our Pavo Square Coffee Tables are available in three sizes with a brushed stainless steel square base. They work well in staffrooms and meeting rooms as a multi-functional surface. The tops can be made in a range of colours/finishes to suit your environment.

- **A** - 800L x 800D
- **B** - 900L x 900D
- **C** - 1000L x 1000D
- Stainless steel square base
- 25mm Melteca top in your choice of colour/finish with 2mm PVC edge
- All table sizes made at 465H



801 iQuad Coffee Table

Our iQuad Coffee Tables include our stylish and heavy duty iQuad steel legs and are available in a range of different colours/finishes. They come in three standard size options and can be custom made to your specifications.

- **A** - 600L x 600D x 450H
- **B** - 800L x 600D x 450H
- **C** - 200L x 600D x 450H
- 25mm Melteca tops with square corners in your choice of colour/finish
- 50mm square legs with 50 x 25 heavy duty rails
- Powdercoated frame
- Can be custom made to your specifications
- Ideal in staffrooms and waiting areas



Colour range - all of our Melteca units can be made in any of the colours/finishes below



Collapsible Tables and Trolleys

930 Team Flip Tables

Simply roll a flip-top table wherever you need to create extra work surfaces at a moment's notice. Available in three sizes and a range of top colours.

- **B** - 1400L x 700W (Standard top)
- **D** - 1600L x 800W (Standard top)
- **F** - 1800L x 900W (Standard top)
- **C** - 1400L x 700W (Melteca range top)
- **E** - 1600L x 800W (Melteca range top)
- **G** - 1800L x 900W (Melteca range top)
- Strong, stable powdercoated steel frame in Silver, Black, White or Chrome
- Create space through their compact storage
- Very durable, one handed flip mechanism
- 25mm top with 2mm PVC edges
- 60mm locking castors


White

Nordic
Maple

Black

Atlantic
OakStandard Top
Colours

928 Life Standard Folding Table



The Life Standard Folding Table is heavy duty and super easy to fold away, move and store, making it ideal for a wide range of environments where flexible use of space is required.

- **A** - 1200L x 770W x 740H
- **B** - 1830L x 770W x 740H
- **C** - 2428L x 760W x 740H
- **D** - 2438L x 760W x 740H (2 piece folding top)
- Heavy duty 45mm white polypropylene top
- 25-28mm tubular steel legs to make tables easy to fold away, move and store
- Waterproof, easy clean and UV resistant

929 Life Round Folding Table



The Life Round Folding Table is heavy duty and super easy to fold away, move and store, making it ideal for a wide range of environments where flexible use of space is required.

- **A** - 1200 diameter x 740H
- **B** - 1500 diameter x 740H
- **C** - 1800 diameter x 740H
- Heavy duty 45mm white polypropylene top
- 25-28mm tubular steel legs to make tables easy to fold away, move and store
- Waterproof, easy clean and UV resistant

937 Standard Folding Table Trolley



Our Standard Folding Table Trolley is designed to hold up to 10 Standard Folding Tables 1800 - 2400mm for easy storage and movement.

- Fits 10 x 1800mm to 2400mm long tables
- 1600L x 700W x 700H (825mm high inc castors)
- 18mm MDF top with strips of carpet glued to help reduce fatigue to table tops
- Standard 32mm square powder coated frame with heavy duty braking castors

938 Round Folding Table Trolley



Our Round Folding Table Trolley is designed to fit 10 x 1800mm round tables for easy movement and storage when folded down.

- 1900L x 1200D x 1200H
- 1325H including castors
- 18mm MDF top with strips of carpet glued to help reduce fatigue to table tops
- Standard 32mm square powder coated frame with heavy duty braking castors
- Can be made to fit any of the SKU929 tables

Colour range - all of our Melteca units can be made in any of the colours/finishes below



Stages and Lecterns

446 Foldaway Stage

Our Foldaway Stage is ideal for clubs, hotels, schools, halls and libraries. It can be opened up in any direction and is connected by locking straps.

This light, temporary staging is easily portable and can be re-configured for each event. Each section is connected with a locking strap stabilising the unit.

Features


- Supplied complete with black carpet and black powdercoating
- Other colours available on request
- Overall size of each module 2400 x 1200
- Stairs - available for 600mm and 900mm
- Infills available per section
- Specially designed trolleys also available - will hold up to 5 sets

Each stage comprises of

- One folding frame
- 2 support struts
- 2 x 1200 x 1200 tops
- 1 strap

Heights

- 300mm (frame weight 25kg)
- 600mm (frame weight 32kg)
- 900mm (frame weight 63kg)



373 Lectern Stand

Our Lectern Stand is perfect for board rooms, lecture halls, auditoriums and conference centres. The slope rest ensures that reference material or electronic support equipment is kept securely in place. The Lectern can be made in a wide range of colours to suit your environment and existing furniture.

Features

- 1100H x 600W x 450D
- Solid 18mm Melteca carcass construction with matching PVC Edge
- 32mm steel uprights with oval curved feet
- Melteca board

Custom Options

- Add a shelf for additional storage space



561 Adjustable Lectern

Enhance your presentations with our Adjustable Lectern, an ideal addition to lecture halls, boardrooms, auditoriums, and conference centres. Its lightweight yet robust design combines modern aesthetics with practicality, making it perfect for professional settings.

Features

- Secure slope rest keeps materials in place
- Modern perforated steel front panel
- Two melteca shelves and a height adjustable top
- Overall size: 600W x 400D
- Top Tilts at back - 1250 to 1090
- Top Tilts at front - 970 to 1240
- Shelves are 400W x 300D
- Powder coated steel fascia
- Beech finish top and shelves
- 10 year warranty



A large, stylized blue quotation mark icon centered within a white circle. The circle has a thick blue border. The background is a solid blue color with faint, large, light-blue letters 'E' and 'H' visible in the upper and lower portions.

I have always been happy with the furniture and designs we have received, great advice and going the extra mile with the fit out of our spaces.

**Business Manager
Highlands Intermediate
New Plymouth**

4



Section 4

Seating

Contact us for a quote!



sales@educatedfurniture.co.nz



[0508 645 397](tel:0508645397)



educatedfurniture.co.nz



Section 4

Seating

Classroom Chairs	4-3
Student and Teacher Stools.....	4-6
Linkable and Stackable Chairs.....	4-8
Staffroom Stools and Chairs.....	4-9
Visitor and Meeting Room Chairs.....	4-11
Office and Teacher Chairs.....	4-13

Classroom Chairs

176 EN One Chair

Exclusive to Educated Furniture

Our very best polypropylene chair, the EN One's child-friendly design offers fantastic ergonomics, flexibility and all day comfort. Suitable for indoor or outdoor use, the intelligent one piece form ensures it is super easy to clean and can stack up to 21 chairs high.

Ideal for any classroom, breakout area, hall, staffroom or exam room, the EN One is truly a multi-purpose seating solution.

- Streamlined ergonomic design
- Light weight, reinforced polypropylene shell
- Space saving stack-ability and long-lasting durability
- 21 year warranty
- Stacks 21 high safely and securely
- Weight limit 150kg (330lbs)

Size options

EN-ONE3 – Years 1-2

- Total weight 2.4kg
- Seat dimensions: H350 x W335 x D300
- Overall dimensions: H630 x W460 x D405

EN-ONE4 – Years 3-4

- Total weight 2.5kg
- Seat dimensions: H380 x W335 x D300
- Overall dimensions: H660 x W460 x D410

EN-ONE5 – Years 5-6

- Total weight 3.3kg
- Seat dimensions: H430 x W365 x D378
- Overall dimensions: H770 x W500 x D510

EN-ONE6 – Years 7-13

- Total weight 3.5kg
- Seat dimensions: H460 x W365 x D378
- Overall dimensions: H800 x W500 x D515

Optional extras

- Purchase trolleys for mobility and storage



Mandarin




Lime



Blue



Charcoal



117 Rainbow Chair

Our Rainbow Chair is an excellent, heavy duty and competitively priced school chair for preschools and primary schools. Rainbow's come in five colour options to co-ordinate with our range of tables and can be made with arms and adjustable legs as an optional extra.

- Polypropylene lightweight, easy clean seat shell
- Heavy duty 35mm x 16mm flat oval tube frame with a grey hammertone powdercoat finish
- Chair with arms frame is 25mm round tube frame with a grey hammertone powdercoat finish
- Comes in 9 different colour options designed to co-ordinate with any of our table top colours
- Stackable

Size options

- Seat size (actual) - H320 x W350 x D320
- Preschool/Years 0 - 2 310H
600H x W380 x D450
- Preschool/Years 0 - 2 310H with Arms
600H x 410W x 450D
- Years 3 - 4 360H
645H x 380W x 470D

Optional extras

- Chairs with arms only for 310H
- Adjustable legs
- With arms and adjustable legs



Green



Red



Juicy



Energise



Lemon



180A Summit Chair

Our Summit Chair is a multi-functional seating solution for classrooms and is available as a four legged chair or with gas lift or architectural gas lift. The chair comes in two shell sizes and four seat heights to cater to different age groups.

- 25mm x 1.6mm heavy duty steel frame
- Two shell sizes available and four seat heights
- Chairs are available in 6 colours
- Seat has a comfortable, flexible back so students have space to move and wriggle

Size options

Small – Years 1-2 | Colours

- Overall Height 310mm and Width 395mm
- Shell size: 340W x 320D x 320H (Small)

Medium – Years 3-4 | Colours

- Overall Height 360mm and Width 450mm
- Shell size: 400W x 400D x 390H (Medium)

Medium – Years 5-6 | Colours

- Overall Height 400mm and Width 450mm
- Shell size: 400W x 400D x 390H (Medium)

Large – Years 7-13 | Colours

- Overall Height 450mm and Width 490mm
- Shell size: 400W x 400D x 390H (Medium)

Orange

Fuschia

Blue

Lime

Charcoal



180B Summit Chair with Tablet Arm

Our Summit Chairs also come with a tablet arm as an optional extra, creating a built-in work surface that can be easily shifted around the classroom.

- Tablet arm can be removed when not required
- Can be fitted to the 360, 400 and 450H chairs
- Flips up for ease of sitting down and standing up
- Medium – Years 3-4 | Colours
- Medium – Years 5-6 | Colours
- Large – Years 7-13 | Colours

Orange

Fuschia

Blue

Lime

Charcoal



180C Summit Standard Gas Lift

Our Summit Standard Gas Lift Chair has the advantage of being ordered in both the medium and large seat shell to cater to primary schools and secondary schools.

- Adjustable seat height
- Nylon base
- 60mm twin wheel castors
- Medium - Years 5-6 | Colours
- Height adjustment of 430 - 550mm
- Large - Years 7-13 | Colours
- Height adjustment of 430 - 550mm



180D Summit Architectural Gas Lift

Our Summit Standard Gas Lift Chair has the advantage of being ordered in both the medium and large seat shell to cater to primary schools and secondary schools.

- Adjustable seat height
- Nylon base and steel foot ring
- 60mm twin wheel castors
- Height adjustment of 600 - 850mm
- Medium - Years 5-6 | Colours
- Large - Years 7-13 | Colours



175 Titan Chair

The Titan Chair is a light weight and strong chair, perfect for the toughest treatment. The ergonomic design corrects posture to keep the spine in a healthy position. Available in sizes for all ages, the Titan comes in a range of colours to suit your environment.

- Manufactured from 100% eco-friendly 'high impact' polypropylene
- No sharp edges and easy to clean
- Stacks up to 12 high
- 15 year warranty
- Complies with the latest European standards relating to ergonomics - EN1729
- 3 stock colours and 3 indent colour options
- 160kg weight rating (size 6 chair)
- 5 sizes available

Size options

- Size 2 – 310H Preschool
- Size 3 – 350H Year 1-2
- Size 4 – 380H Year 3-4
- Size 5 – 430H Year 5-6
- Size 6 – 460H Year 7-13 (adult size)



177 EN Classic Floor Chair

Exclusive to Educated Furniture

The En Classic Floor Chair is an award winning, innovative floor chair, offering comfort for children and adults when involved in floor activities. Teachers have commented that it encouraged them to sit on the floor during carpet activities, providing better interaction with students on their level. The uses for the En Classic Floor Chair are endless.

- Available in New Zealand exclusively through Educated Furniture
- Seat is raised slightly off the ground to prevent fingers getting caught when moving in the chair
- Reinforced polypropylene giving strength and durability
- Lightweight and extremely durable
- Ideal posture support and can be used indoors and outdoors
- Fully washable with an easy carry handle
- Allows movement while sitting
- Suitable for adults or children
- Ideal for carpet time or floor activities
- Overall dimensions: 405W x 380D x 450H
- Weight: 2.5kg
- Weight limit rating: 127kg



116 Icon Super Chair

The Icon Chair is a heavy duty, cost effective chair, ideal for a variety of uses and settings including the educational and office sector. It is also UV stabilised, making it a good option for outdoor use.

- Heavy duty chair and UV stabilised for indoor and outdoor use
- Stacks vertically
- Ventilation holes
- Easy clean
- Maintenance free
- 1 year warranty



Student and Teacher Stools

126 MLE Stool

Our versatile MLE Stool comes in a range of heights to suit students of any age and can be paired with any of our extensive range of tables. The foam seats can be covered in any fabric from our range, however we recommend using a heavy duty, stain resistant fabric.

- Can be stacked up to 4 stools high
- 19mm square steel powdercoated frame with foot rest and non-skid rubber feet
- 45mm thick foam seat
- Available in any of our Standard Quality, High Quality and Premium Quality fabrics. For schools we recommend using a very hard wearing, stain resistant fabric that can be cleaned and will withstand penetration from sharp items

Size options

- 400H - Year 1-6
- 450H - Year 7-13
- 550H - Year 1-4
- 660H - Year 4-13

Standard Quality Range

High Quality Range

Premium Quality Range

See our Swatch Library Appendix for the full range of fabrics we offer



124 Pepper Stool

Our Pepper Stool is a multi-purpose school seating solution, adding colour and functionality to any classroom or STEM room. Available in three sizes and a range of colours, the Pepper Stool can be made to suit any age group or environment.

- 25mm round solid-welded steel frame with grey hammertone powdercoating
- Generous polypropylene contoured seat with comfortable curved back
- Stools will stack up to 4 high
- 7 shell colours available
- Seat width: 440mm

Size options

- Year 1-4 stool height: 450H
- Year 7-13 stool height: 550H
- Year 4-13 stool height: 660H

Green

Red

Pink

Orange

Charcoal

Purple

Blue



303 Bloom Stool

Perfect for the classroom, the Bloom Stool is a motion seating solution that allows students to gently rock or wobble while simultaneously focussing on their school work. The rubberised base and seat, feel secure and prevent slipping, even on smooth surfaces. They can be quickly arranged into a group setting or placed individually in classrooms, libraries and breakout spaces.

- Strong, lightweight and easy to move and clean
- Concave base allows the stool to rock
- Movement can help user to remain engaged
- The rubberised base and seat feel secure and prevent slipping even on smooth surfaces
- Choose from 3 colours and 3 seat heights
- Seats come in a standard 330mm diameter for all sizes
- 10 Year warranty

Size options

- 310H - Size 2 Year 0-2
- 370H - Size 3 Year 3-4
- 450H - Size 4 Year 5-13

Blue

Red

Orange



301 Jari Active Stool

The Jari Active Stool is a quality, height adjustable stool, designed to prevent lying back, slouching and sitting still for too long

Perfect for the classroom, STEM room or library, the Jari features a rotating convex base with one leg on a stable tripod, so the user can constantly adjust and move. The seat fabric is anti-bacterial, waterproof and mould-proof and can easily be removed and re-upholstered at a later date.

- Seat fabric has a very high Martingale rub test, good stretch and low fire rating
- Height adjustable from 400 - 500mm
- Weight rating 130kg
- 45mm thick foam seat
- Each stool comes in a box, fully assembled
- Slip resistant base
- Suitable for students of all ages as well as adults
- 10 year warranty covering faulty workmanship and parts. NB: warranty does not cover wear and tear and misuse of the product



127 High Bob Stool

With its flexible back and ergonomic shell, the High Bob Stool ensures users have plenty of posture support while still allowing for movement when sitting. Born after numerous requests from customers for a stool with a back, the High Bob Stool is designed to be the perfect accompaniment to our high tables, bar leaners and lab benches.

Available in two colours, the High Bob Stool is sure to be a great addition to classrooms, labs, STEM rooms and staffrooms.

- Reinforced polypropylene shell that is lightweight, strong and durable
- Easy to clean
- 25mm round solid-welded steel frame
- Flexible back providing posture support and allowing movement
- Suitable for adults and children
- Overall dimensions: 510W x 535D x 660H



302 Peekaboo Stool

The Peekaboo student stool is strong and stable, making it perfect for any learning space and suitable for both indoor and outdoor use. Made from durable plastic, it is lightweight and stackable for easy storage.

The award-winning design prevents the 'vacuum effect' when stacked together, and unstacks as easily as it stacks.

- Overall size: 400W x 410D x 467H
- Back rest: 50H
- Seat size: 340W x 300D
- Seat height: 425H
- Lightweight, strong, durable and stable
- Stackable up to 14 high for easy storage
- Soft peel shaped top acts as a backrest and carry handle
- Suitable for both indoor and outdoor use
- Made for adults and children
- 100% Recyclable
- 3 year warranty
- Minimalist and contemporary design makes the Peekaboo suitable for office and hospitality spaces as well

Minimum of 4 stools per order



buro
ergonomics at work®

Linkable and Stackable Chairs

234 Buro Envy Chair

buro
ergonomics at work™

The Envy Chair is a robust and generous sized chair that is both linkable and stackable. It is lightweight and easy to move making it ideal for use in halls, conference rooms, meeting rooms and waiting areas.

- Overall size: 500W x 550D x 830H
- Back size: 480W x 350H
- Seat size: 445W x 460H x 480H
- Chrome plated tubular frame with sled base
- Stacks 10 chairs high on the floor
- Stacks 25 high on the Buro Stacker Trolley - free with every 40 Envy ordered
- Linkable for use in a hall setting
- 6 year warranty
- 3-4 hours sitting time and 150kg weight rating

Custom options

- Silver powdercoated tubular frame
- Outdoor model available on request (Indent only)
- Can be ordered with a black or white padded, upholstered seat

Optional extras

- Additional trolleys can be purchased as required



Buro Stacker Trolley
Free with every 40 chairs ordered or as an optional extra



179 Snap Chair

Snap Chairs redefine convenience with their ingenious leg-over-leg design, making linking, unlinking, stacking and storage a breeze. Stacks easily and has its own dedicated chair trolley making it perfectly suited for the hall or exam room setting.

- Overall size: 535W x 558D x 850H
- Seat size 440W x 450D
- Space efficient linking system
- Rubber feet inserts to prevent slipping
- Compact and stackable up to 15 chairs high
- Glass fibre and polypropylene construction ensuring strength and rigidity
- Stacks up to 15 high
- Available in Charcoal and Sea Blue
- 135kg weight rating
- 20 year warranty

Optional extras

- Add black seat pad 415W x 395D



323 Buro Quad Chair

buro
ergonomics at work™

The Buro Quad Chair has a durable polypropylene shell and a strong powder coated frame, making it an ideal all-purpose stacking chair for a variety of applications including school halls, meeting rooms, conference rooms, waiting area and staffrooms.

- Overall size: 500W x 510D x 775H
- Back size: 440W x 390H
- Seat size: 440W x 420H x 440H
- Quality black powder-coated frame
- Durable and generously sized polypropylene shell
- Linkable and stackable - 10 chairs high on the floor and 25 chairs high on Buro Stacker Trolley
- Free trolley with every 20 Quads ordered
- 6 year warranty and 100% recyclable
- 3-4 hours sitting time
- 90kg weight rating

Optional extras

- Chair links
- Additional trolleys can be purchased as required



Buro Stacker Trolley
Free with every 25 chairs ordered or as an optional extra



Staffroom Stools and Chairs

253 Fly Stool

buro
ergonomics at work[®]

The Fly Stool is a stylish bar stool that is perfect for a staffroom or office setting. With a black polypropylene shell and unique shape, the Fly Stool maximises flexibility and comfort. Available in black and white with a sled base frame or a four leg swivel frame.

- Swivel overall size: 460W x 460D x 1005H
- Four leg overall size: 460W x 460D x 1015H
- Seat size: 420W x 395H
- Strong 12mm solid sled base frame or 16 x 2mm gauge tubular four leg swivel frame
- 100% Polypropylene seat shell
- Quality powder coated frame in black or white
- 3-4 sitting hours per day
- 130kg weight rating
- 5 year guarantee



271 Emi Stool

The Emi Stool is an elegant and robust indoor/outdoor stool with clean modern lines and patterned with small holes in the backrest.

Made entirely in technopolymer, it is lightweight, portable and can stand up to unpredictable outdoor environments, working well in staffrooms or commercial settings.

Available in black or white, the Emi comes in two heights, with the 650H designed to be paired with standard countertops and the 750H option intended for 1000-1100H barleaners.

- Made from recyclable polypropylene that is UV treated
- Stackable for easy storage when not in use
- Lightweight and easy to move around
- No assembly required

Option A - 650H

- Overall size: 475W x 475D x 985H
- Seat height: 650H

Option B - 750H (designed for barleaners)

- Overall size: 475W x 475D x 1085H
- Seat height: 750H



272 Ceemu Stool

The Ceemu Stool is a simple, strong and comfortable stool with a lightweight polypropylene shell and steel frame. The shell comes in three colour options and is suitable for indoor or outdoor use, making it a versatile seating option, ideal for staffrooms and other commercial environments.

- 430W x 520D x 1080H
- Mark-resistant, smooth polypropylene seat and back that is strong and lightweight
- Suitable for both indoor and outdoor use
- Three seat colour options
- Delivered assembled and ready to use
- Powdercoated or chrome frame
- Can be stacked 3 stools high
- 130kg weight rating
- 2 year guarantee



254 Taurus Stool

The Taurus Stool satisfies not only the highest demands on styling and seating comfort, but offers state of the art workmanship and quality materials. The elegant and organically shaped backrest is both lightweight and extremely resilient and the chrome frame make this stylish stool ideal for staffrooms and break out spaces.

- Overall size: 525W x 460D x 1050H
- Seat width: 525W
- Seat height: 750H
- 100% polypropylene shell seat available in black or white
- Strong tubular chrome frame with foot rest
- Seat Height: 750mm
- 110kg weight rating
- Easy clean
- No Assembly required
- 3 year guarantee




397 Cafe Stool

Our Cafe Stool is a robust, padded stool that is perfect for furnishing hospitality settings, offices, classrooms and school staffrooms. Available in three heights and upholstered in a wide range of fabrics, the Cafe Stool is a cost effective high seating solution.

- Seat size: 400mm diameter
- Padded seat available in a wide range of colours and fabrics - see our Swatches range
- 32mm heavy duty steel frame
- Footrest bar
- Stools come standard in Pacifica Vinyl or Quantum fabrics

Height options

- Height option 1: 550H
- Height option 2: 660H
- Height option 3: 740H



Quantum Fabrics
See Swatch Library
Appendix for the full
fabric range



507 Luna Barstool

The Luna Barstool combines modern and retro aesthetics for staffroom seating, reception areas and meeting rooms. Choose from a black or white flexible polypropylene shell, paired with a natural oak frame. The seat cushion is upholstered in your choice of fabrics from our range.

- Seat overall size: 410W x 350D x 740H
- Overall height: 1000H
- Seat Pad: 380W
- Flexible polypropylene shell in Black or White
- Seat cushion comes standard in Breathe Black
- Solid oak legs
- 3+ sitting hours per day
- 100kg weight rating
- 15 year guarantee

Custom requirements

- Luna Seat pad can be made in any of our Premium, High Quality and Standard Quality fabrics.



Visitor and Meeting Room Chairs

504 Vision Chair

The Vision Chair has contemporary European styling, and dual layer comfort zone cushioning, making it an ideal option in any conference room, meeting room, reception area or staffroom.

- Overall size: 475W x 500D x 850H
- Seat height: 485H
- **Option A** - Cushioned back with arms
- **Option B** - Cushioned back without arms
- **Option C** - Black mesh back with arms
- **Option D** - Black mesh back without arms
- Comes standard in Breathe Black fabric but can also be upholstered in the rest of our fabric range as a custom requirement
- Optional radius style armrests designed not to knock against your meeting table
- Double layer comfort zone cushioning and generous seat to suit all visitors
- Stackable to 4 high (excludes models with arms)
- Fully-welded frame in Black or Silver powdercoating or Chrome finish
- 6+ sitting hours per day with 140kg weight rating
- 5 year guarantee

Breathe Black
Seat Upholstery



684 Nomad Chair (four legs)

The Nomad Chair (4 legs) is a sturdy visitor chair, with contoured back and seat for extra comfort. Ideal as a guest/visitor chair for meeting rooms, waiting areas, staffrooms and offices.

- Overall size: 430W x 460D x 815H
- Seat height: 480H
- **Option A** - Without arms
- **Option B** - With arms
- Robust fully welded 25mm round Black powdercoated frame
- Stackable (only without arms)
- Available in any of our Standard Quality, High Quality and Premium Quality fabric ranges
- New Zealand made
- 3 year guarantee (excludes upholstery)
- 3-4 sitting hours per day
- 115kg weight rating

Standard Quality Range

High Quality Range

Premium Quality Range

See our Swatch Library Appendix for the full range of fabrics we offer



686 Nomad Chair (skid base)

The Nomad Chair (skid base) is a sturdy visitor chair, with a contoured back and seat for extra comfort. Ideal as a guest/visitor chair for meeting rooms, waiting areas, staffrooms and offices.

- Overall size: 430W x 460D x 815H
- Seat height: 490H
- **Option A** - Without arms
- **Option B** - With arms
- Robust fully welded 25mm round Black or Silver powdercoated frame
- Non stackable
- Available in any of our Standard Quality, High Quality and Premium Quality fabric ranges
- New Zealand made
- 3 year guarantee (excludes upholstery)
- 3-4 sitting hours per day

Standard Quality Range

High Quality Range

Premium Quality Range

See our Swatch Library Appendix for the full range of fabrics we offer



232 Buro Mario Chair

buro
ergonomics at work™

The Buro Mario is both strong and durable, with a generous seat size and quality frame. The stackable and linkable sled base makes it the ideal multi-purpose visitor chair, perfect for meeting rooms, reception areas and waiting rooms.

- Overall size: 545W x 595D x 815H
- Back size: 450W x 350H
- Seat size: 430W x 470D x 460H
- Linkable and stackable - safe stacking height is 8 chairs on the floor or 15 chairs on Stacker Trolley
- Strong steel silver powder coated skid base
- Generous size seat and back
- Quality seat and back foam
- 4-5 sitting hours per day
- 120kg maximum weight rating with arms
- 2 year warranty
- Free trolley with every 25 Mario chairs ordered

Custom requirements

- Customer specified fabric
- Purchase Mario Stacker Trolley if ordering less than 25 chairs

Dark
Blue

Black

Standard colours

As an optional extra choose from any fabric in our full Swatch Library Appendix



Mario Stacker Trolley

Free with every 25 chairs ordered. Stacks up to 25 Mario chairs for easy portability



690 & 691 Mayfair Chair

The Mayfair Chair is a comfortable, functional and affordable visitor seating option, well suited for waiting areas, meeting rooms or staffrooms. Available in our full fabric range to suit any environment.

- Overall size: 525W x 470D x 765H
- Seat height: 430H
- Available with or without arms
- **SKU 690** - With arms
- **SKU 691** - Without arms
- 32mm heavy duty fully welded round frame powdercoated in silver, black or white
- Generous seat width and lower seat height that will suit all visitors
- 80mm thick seat foam for maximum comfort
- Non stackable
- Available in any of our Standard, High and Premium Quality fabric ranges
- 4-5 sitting hours per day
- 3 year guarantee
- 150kg weight rating

Standard
Quality
Range

High
Quality
Range

Premium
Quality
Range

See our Swatch Library Appendix for the full range of fabrics we offer



697 Mayfair Chair (sled base)

The Mayfair Chair (sled base) is a comfortable, functional and affordable visitor chair, well suited for waiting areas, meeting rooms or staffrooms. Available with or without arms and works well placed individually or banked together in alternating fabrics.

- Overall size: 525W x 470D x 765H
- Seat height: 430H
- Available with or without arms
- 32mm heavy duty fully welded round frame powdercoated in silver, black or white
- Generous seat width and lower seat height that will suit all visitors
- 80mm thick seat foam for maximum comfort
- Non stackable
- Sled base for easy movement
- Available in any of our Standard, High and Premium Quality fabric ranges
- 4-5 sitting hours per day
- 3 year guarantee
- 150kg weight rating

Standard
Quality
Range

High
Quality
Range

Premium
Quality
Range

See our Swatch Library Appendix for the full range of fabrics we offer



Office and Teacher Chairs

240 Buro Roma MB Chair

buro
ergonomics at work[®]

The Buro Roma Mid-Back chair is an ergonomic chair and a popular choice as an affordable teacher chair. It features a comfortable moulded foam seat and back with plenty of customisable adjustment. Available in both a 2 and 3 lever model in the full Jett fabric range.

- Overall size: 630W x 600D x 1180H
- Seat size: 520W x 490D
- Back size: 430W x 434H
- Seat height: 460 - 590H
- Upholstered in any of our Jett Fabric range
- Comfortable seat and supportive back
- Many seat and back position adjustments enable the user the ultimate office seating experience
- 130 x 48mm gas lift
- Ratchet height adjustable back/lumbar
- Polyurethane moulded foam
- D1 nylon base with 60mm twin wheel castors
- 2 lever chair - adjustable seat and backrest angle - free floating or lockable
- 3 lever chair - independently adjustable seat and back rest angle - free floating or lockable
- 95% Recyclable
- 8+ sitting hours per day
- 10 year guarantee (excluding fabric)
- 140kg weight rating

Custom requirements

- Customer specified fabric (for seat only) in any of our Standard, High and Premium Quality ranges
- Height and width adjustable armrests
- Polished aluminium base
- Soft PU castors

Jett
Black

Jett
Navy

Jett
Charcoal

Jett
Green

Jett
Red

Jett Fabrics Range

See our Swatch Library Appendix for the full Jett fabric range



241 Buro Roma HB Chair

buro
ergonomics at work[®]

The Buro Roma High-Back chair is an affordable, ergonomic chair and a popular choice as a teacher chair. It features a comfortable moulded foam seat and higher back, making it perfect for taller people. Available in both a 2 and 3 lever model in the full Jett fabric range.

- Overall size: 630W x 600D x 1180H
- Seat size: 520W x 490D
- Back size: 450W x 535D
- Seat height: 460 - 590H
- Upholstered in any of our Jett Fabric range
- Comfortable seat and supportive back
- Many seat and back position adjustments enable the user the ultimate office seating experience
- 130 x 48mm gas lift
- Ratchet height adjustable back/lumbar
- Polyurethane moulded foam
- D1 nylon base with 60mm twin wheel castors
- 2 lever chair - adjustable seat and backrest angle - free floating or lockable
- 3 lever chair - independently adjustable seat and back rest angle - free floating or lockable
- 95% Recyclable
- 8+ sitting hours per day
- 10 year guarantee (excluding fabric)
- 140kg weight rating

Custom requirements

- Customer specified fabric (for seat only) in any of our Standard, High and Premium Quality ranges
- Height and width adjustable arms
- Polished aluminium base
- Soft PU castors

Jett
Black

Jett
Navy

Jett
Charcoal

Jett
Green

Jett
Red

Jett Fabrics Range

See our Swatch Library Appendix for the full fabric range



662 Buro Mentor

The Buro Mentor features Dynamic Intelligence™ seating technology. This mechanism intuitively responds to your weight and organic movement, supporting optimal posture and active sitting.

- Overall size: 635W x 640D x 1020H
- Seat size: 515W x 480D
- Back size: 485W x 575H
- Seat height: 475 - 595H
- Seat depth: 425 - 475D
- Upholstered in Black (quick-ship)
- Polyurethane moulded foam seat
- Synchronised seat and backrest angle with 4 position locking adjustment
- Superior self weighting tension adjustment
- Depth adjustment seat slide and adjustable lumbar support
- Black nylon base
- 60mm soft PU castors
- 8+ sitting hours per day
- 10 year guarantee (excluding fabric)
- 140kg weight rating
- 97% recyclable

Custom requirements

- Customer specified fabric (for seat only)
- Polished aluminium base
- Soft PU castors
- Height, depth and width adjustable arms with soft PU pads
- Upholstered headrest



Quick-ship



See our Swatch Library Appendix for the full range of fabrics we offer



664 Chair Mats

Chair mats are essential for protecting your carpet from wearing out quickly in the areas where your office chairs are rolling over regularly. These translucent mats are available in two sizes and feature a keyhole shape, allowing space for your chair and feet. Mats also feature grips that ensure they do not curl or move.

- **Size A** - 900 x 1200
- **Size B** - 1100 x 1300
- Keyhole-shaped PVC chair mat that is flexible and will protect your carpet from high use wear
- Clear design ensures it will suit any room interior
- Suitable for use on any pile thickness of carpet and with under floor heating
- Spikes on the underside hold the mat in place
- Provides the user with ease of movement and helps to reduce strain on your back, knees and legs
- Guaranteed against cracking



665 Footrests


Work more ergonomically and comfortably with the addition of an under desk footrest. Available in two options, with the Platinum offering height and angle adjustment and the Black offering angle adjustment only.

A - Platinum Footrest

- Footprint size: 460W x 360D
- High grade moulded plastic
- Height and tilt adjustable
- Platinum colour and premium rubber surface
- 10 year guarantee

B - Black Footrest

- Footprint size: 460W x 360D
- High grade moulded plastic
- Tilt adjustable only
- Black colour
- 10 year guarantee



5



Section 5

Soft Furnishings

Contact us for a quote!

✉ sales@educatedfurniture.co.nz

☎ 0508 645 397

🌐 educatedfurniture.co.nz



Section 5

Soft Furnishings

Fritters and Bean Bags 5-3

Cube Stools and Storage Seats 5-4

Ottomans 5-5

Couches and Arm Chairs 5-11

Booths, Pods and Tiered Seating..... 5-14

Fritters and Bean Bags

472 Fritter Floor Cushions

Our Fritter floor cushions are lightweight and easily shifted around the classroom for different floor related activities. Made with heavy duty commercial grade foam and available in a wide range of colours, our Fritters are really useful in primary classrooms, libraries and early childhood centres. We often recommend teaming them up with our 400H kneeler tables to create 'quiet zones'

- 500 diameter
- 80mm thick heavy duty commercial grade foam
- Comfortable seating option wherever and whenever you need it
- Easy to stack with or without a trolley
- Easy to wipe down and clean
- Adds colour to your learning space
- Ideal for comfortable floor seating
- Lightweight for easy movement around the classroom
- Double stitched vinyl covering in any of our Pacifica Vinyl colours

Optional extras

- Purchase our single, double or triple Fritter Trolley for easy storage and movement of all your fritters when not in use (see below)



472 Fritter Trolleys

Our Fritter Trolleys are heavy duty, mobile units that come in three sizes, for stacked storage of our fritter floor cushions when not in use. Available in our full range of colours/finishes to suit your environment.

- **Single Size** - holds up to 10 Fritters
- **Double Size** - holds up to 20 Fritters
- **Triple Size** - holds up to 30 Fritters
- Holds 10 per row of our Fritter Floor Cushions
- 25mm Melteca base
- Fully mobile with industrial locking castors
- Some basic assembly may be required



Colour range - all of our Melteca units can be made in any of the colours/finishes below



473 Teardrop Bean Bags

Our Tear Drop Bean Bags are a generous size and made with premium quality canvas. They are UV resistant, colourfast and waterproof, creating a comfortable floor seating option for indoor and outdoor use. They are especially popular in libraries and for quiet zones in the classroom.

- Premium canvas fabric that is UV resistant, colourfast and waterproof for indoor and outdoor use
- Bean bags come filled with beans and with liners inside so the canvas fabric can be removed and washed separately
- Black piping feature with interlocking safety zip
- Air vents in the base to prevent stress on the outer fabric and zip when in use
- 1 Year Guarantee - excludes fabric and zips



Cube Stools and Storage Seats

236 Cube Stools

Our Cube Stools are an affordable and multi-functional seating option that can be used with any of our lower tables. They are light and easy to shift around the room for different activities. Cube Stools are especially popular in primary schools when paired with our Horseshoe or Jellybean Tables.

- **A - Small size (junior primary/preschool):**
300W x 300D x 300H (junior/pre-school size)
- **B - Large size (senior primary):**
400W x 400D x 400H
- Solid 18mm Melteca base is available in all our colours and finishes
- 50mm heavy duty commercial grade foam top covered in Pacifica Vinyl (or your choice of hardwearing fabric from the rest of our range)
- Glides on the base so they can easily be shifted around the room
- Note: these do not have hinged or lift off tops

Custom requirements

- Can be made to any specified height
- Seat cushion can be covered in any of our Premium, High Quality and Standard Quality fabrics. We strongly recommend fabric that can be easily cleaned

Galaxy

Seal Rock

Dark Blue

Lime

Purple


Pink

Red

Yellow

Orange

Vinyl Seat Colours
See Swatch Library
Appendix for the full
fabric range



519 Storage Seats

Our practical and versatile Storage Seats offer storage and seating in one, and work well placed against a wall in a quiet part of the classroom. Available in four standard models, or they can be custom-made to your requirements with any storage combination you want.

- **A - Tote Tray Two Bay:**
885W x 400D x 450H with 6 Small Tote Trays
- **B - Tote Tray Three Bay:**
1300W x 400D x 450H with 9 Small Tote Trays
- **C - Cube Crate Two Bay:**
820L x 400D x 450H with 2 Cube Crates
- **D - Cube Crate Three Bay:**
1200L x 400D x 450H with 3 Cube Crates
- Solid 18mm Melteca base available in our full colour range below
- 50mm heavy duty commercial grade foam top covered in Pacifica Vinyl (or your choice of hardwearing fabric from the rest of our range)
- Glides on the base so they can easily be shifted around the room
- These do not have hinged or lift off tops

Custom requirements

- Can be made to any specified dimensions and with a combination of cube crate and tote tray storage if desired
- Seat cushion can be covered in any of our Premium, High Quality and Standard Quality fabrics. For the educational setting, we strongly recommend using a stain resistant fabric that can be easily cleaned

Galaxy

Seal Rock

Dark Blue

Lime

Purple

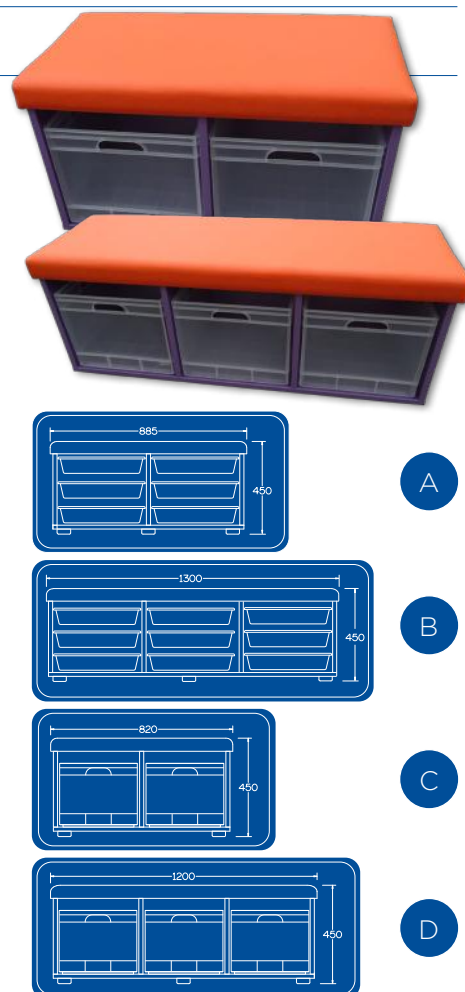
Pink

Red

Yellow

Orange

Cushion Vinyl Colours
See Swatch Library
for the full fabric
range



Colour range - all of our Melteca units can be made in any of the colours/finishes below

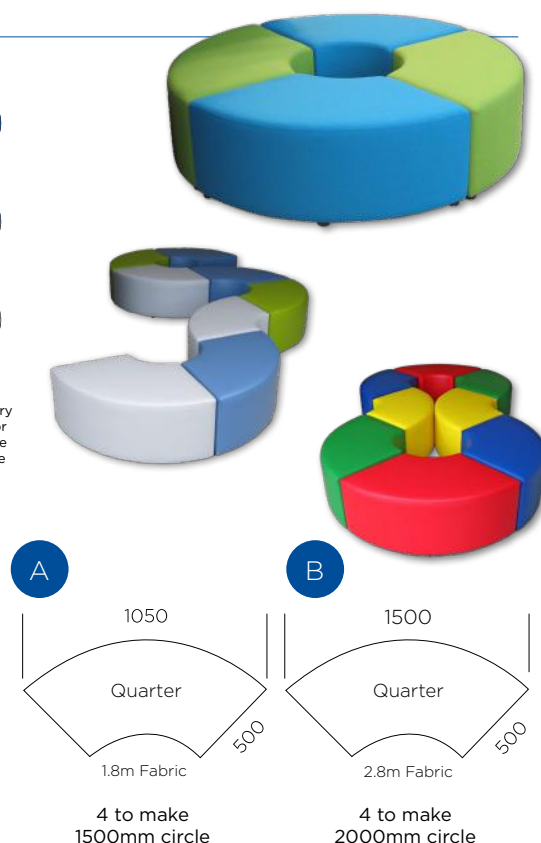



Ottomans

460 Quarter Ottomans

Our Quarter Ottomans are a versatile soft seating option than can be placed in a number of different arrangements to suit your space and needs. They are especially popular in breakout spaces and libraries and can be paired with our round Omega or Orion Tables to create a comfortable working or reading space.

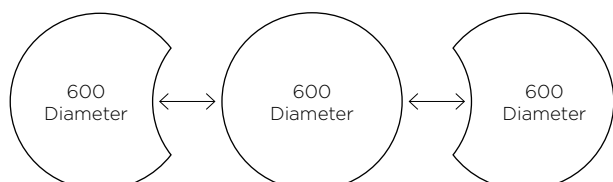

- **A - Small quarter:**
1050W x 500D x Choose your height
Set of four best paired with 900 diameter table
- **B - Large quarter:**
1500W x 500D x Choose your height
Set of four best paired with 1200 diameter table
- Available in four heights - 350, 400 or 450H
- Look great placed in a set of four creating a circle or as a curved snake shape
- Can be used to help break up a large open space into different zones
- With glides for ease of movement
- Heavy duty commercial grade foam
- Ottomans can be covered in any of our Premium, High and Standard Quality fabrics. We strongly recommend using a stain resistant, very high durability fabric in an educational setting, so that it can be cleaned easily and will withstand the rigours of high use
- 10 year warranty - excludes fabric
- NZ Made



468 Petal Ottomans

Our Petal Ottomans are a versatile soft seating option than can be placed in a number of different arrangements to suit your space and needs. They are especially popular in breakout spaces and libraries, and can be paired with our Round Ottomans to create a comfortable reading space. Available in our full range of fabrics, Petal Ottomans are an easy way to add colour, texture and functional seating to your environment.

- 600 diameter x Choose your height
- Available in four heights - 350, 400 or 450H
- Look great placed together or individually and are designed to fit together with our 600 Diameter Round Ottomans - SKU 462
- Can be used to help break up a large open space into different zones
- Lightweight enough so students and teachers can easily move them around the room
- Heavy duty commercial grade foam
- With glides so they can be slid on carpet
- Petals can be covered in any of our Premium, High and Standard Quality fabrics. We strongly recommend using a stain resistant, very high durability fabric in an educational setting so that it can be cleaned easily and will withstand the rigours of high use
- 10 year warranty - excludes fabric
- NZ Made



462 Round Ottomans

Our Round Ottomans are a versatile soft seating option than can easily be shifted around to suit your space and needs. They are especially popular in breakout spaces and libraries and can be paired with our classroom tables to create a comfortable working or reading space. They also work really well paired with our Petal Ottomans - SKU 468. Round Ottomans are an easy way to add colour, texture and functional seating to your environment.

- **A** - 600 diameter x Choose your height
- **B** - 900 diameter x Choose your height
- **C** - 1000 diameter x Choose your height
- **D** - 1200 diameter x Choose your height
- Available in four heights - 350, 400 or 450H
- Look great placed alone or with our Petal Ottomans - SKU 468
- Can be paired with our classroom tables to create a working or reading space
- With glides for ease of movement
- Heavy duty commercial grade foam
- Round Ottomans can be covered in any of our Premium, High and Standard Quality fabrics. We strongly recommend using a stain resistant, very high durability fabric in an educational setting, so that it can be cleaned easily and will withstand the rigours of high use
- 10 year warranty - excludes fabric
- NZ Made

Standard
Quality
RangeHigh
Quality
RangePremium
Quality
Range

See our
Swatch Library
Appendix for
the full range
of fabrics we
offer



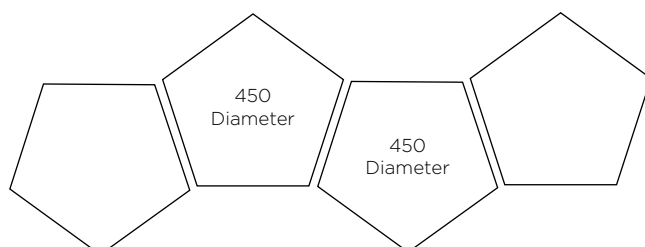

463 Pentagon Ottomans

Our Pentagon Ottomans are a versatile soft seating option than can be easily placed individually, or in groups to create different arrangements for different needs. They are especially popular in breakout spaces and libraries and can be paired with our classroom tables to create a comfortable working or reading space. Available in our full range of fabrics, Round Ottomans are an easy way to add colour, texture and functional seating to your environment.

- 550 diameter x Choose your height
- Available in four heights - 350, 400 or 450H
- Look great placed individually or in a variety of different arrangements for group work including a large ring of 10 pentagons
- Can be used to help break up a large open space into different zones
- Lightweight enough so students and teachers can easily move them around the room
- With glides so they can be slid along carpet
- Heavy duty commercial grade foam
- Pentagon Ottomans can be covered in any of our Premium, High Quality and Standard Quality fabrics. We strongly recommend using a stain resistant, very high durability fabric in an educational setting, so that it can be cleaned easily and will withstand the rigours of high use
- 10 year warranty - excludes fabric
- NZ Made

Standard
Quality
RangeHigh
Quality
RangePremium
Quality
Range

See our
Swatch Library
Appendix for
the full range
of fabrics we
offer



470 Square Ottomans

Our Square Ottomans are a versatile soft seating option than can be placed individually or in group arrangements to suit your space and needs. They are an easy way to add colour and functional seating to libraries, breakout spaces, waiting areas and office spaces. Available with steel feet or glides, in four sizes and three height options. Rectangle Ottomans can be made in our full range of fabrics to suit your space.


- **A** - 450W x 450D x Choose your height
- **B** - 900W x 900D x Choose your height
- Can also be made to your specifications
- Available in four heights - 350, 400 or 450H
- Can be placed individually or in small groups in quiet spaces in the classroom or library
- Lightweight enough so students and teachers can easily move them around the room
- Work well paired with our classroom tables to create a working or reading space
- Lightweight enough so students and teachers can easily move them around the room
- With glides or steel legs
- Heavy duty commercial grade foam
- Square Ottomans can be covered in any of our Premium, High Quality and Standard Quality fabrics. We strongly recommend using a stain resistant, very high durability fabric in an educational setting, so that it can be cleaned easily and will withstand the rigours of high use
- 10 year warranty - excludes fabric
- NZ Made

Standard Quality Range

High Quality Range

Premium Quality Range

See our Swatch Library Appendix for the full range of fabrics we offer



471 Rectangle Ottomans

Our Rectangle Ottomans are a versatile soft seating option than can be placed individually or in groups to suit your space and needs. They are an easy way to add colour and functional seating to libraries, breakout spaces, waiting areas and office spaces. Available in four sizes, three height options and in our full range of fabrics, Square Ottomans can be customised to suit any environment.


- **A** - 1000W x 500D x Choose your height
- **B** - 1200W x 600D x Choose your height
- **C** - 1500W x 600D x Choose your height
- **D** - 1800W x 600D x Choose your height
- Can also be made to your specifications on request
- Available in four heights - 350, 400 or 450H
- Can be used to help break up a large open space into different zones
- Lightweight enough so students and teachers can easily move them around the room
- With glides or steel legs
- Heavy duty commercial grade foam
- Rectangle Ottomans can be covered in any of our Premium, High Quality and Standard Quality fabrics. We strongly recommend using a stain resistant, very high durability fabric in an educational setting, so that it can be cleaned easily and will withstand the rigours of high use
- 10 year warranty - excludes fabric
- NZ Made

Standard Quality Range

High Quality Range

Premium Quality Range

See our Swatch Library Appendix for the full range of fabrics we offer



1000W x 500D

1200W x 600D

1500W x 600D

1800W x 600D

461 Curved Ottomans

Our Curved Ottomans are a stylish and functional soft seating option that work best placed in a pair or in a snake shape. They are an easy way to add colour and texture to libraries, breakout spaces, waiting areas and office spaces. Available in one size with glides or steel feet, our Curved Ottomans are the most sophisticated soft seating option in our range. They can be upholstered in our full range of fabrics to suit any environment.

- 1700W x 600D x Choose your height
- Available in four heights - 350, 400 or 450H
- Can be used to help break up a large open space into different zones
- Work best arranged in a pair or with four arranged in a snake shape
- With glides or steel legs
- Heavy duty commercial grade foam
- Curved Ottomans can be covered in any of our Premium, High Quality and Standard Quality fabrics. We strongly recommend using a stain resistant, very high durability fabric in an educational setting, so that it can be cleaned easily and will withstand the rigours of high use
- 10 year warranty - excludes fabric
- NZ Made

Standard Quality Range

High Quality Range

Premium Quality Range

See our Swatch Library Appendix for the full range of fabrics we offer



496 Curved Ottomans with Backs

Our Curved Ottomans with Backs are a comfortable and versatile soft seating option that can be arranged into a booth setting or into a snake shape as a functional room divider. They are an easy way to add colour and texture to libraries, breakout spaces, waiting areas and office spaces. Available in five sizes/shapes with glides or steel feet, our Curved Ottomans with Backs can be upholstered in our full range of fabrics to suit any environment.

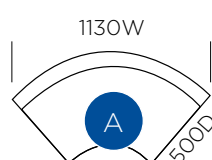
- **A** - 1130mm curve x 500D - Outer back
- **B** - 1500mm curve x 500D - Outer back
- **C** - 1130mm curve x 500D - Inner back
- **D** - 1500mm curve x 500D - Inner back
- **E** - 1500mm straight x 500D
- Seat back heights: 900H
- Overall depth: 600D
- With Glides or steel legs
- Can be used to help break up a large open space into different zones
- Can be arranged to create booth seating and paired with our Orion/Omega Tables or with our Classroom Tables
- Heavy duty commercial grade foam
- We can add backs to most of our shaped ottomans with the option to use contrasting fabrics
- Curved Ottomans with Backs can be covered in any of our Premium, High Quality and Standard Quality fabrics. We strongly recommend using a stain resistant, very high durability fabric in an educational setting, so that it can be cleaned easily and will withstand the rigours of high use
- 10 year warranty - excludes fabric
- NZ Made

Standard Quality Range

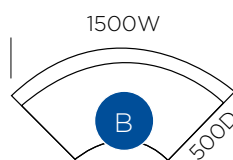
High Quality Range

Premium Quality Range

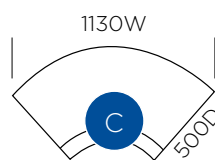
See our Swatch Library Appendix for the full range of fabrics we offer



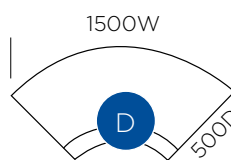
Fabric: 2.5m Seat
4m Back Fabric



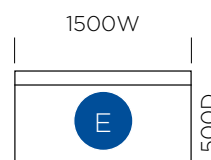
Fabric: 2.8m Seat
4m Back Fabric



Fabric: 2.5m Seat
1.5m Back Fabric



Fabric: 2.8m Seat
1.5m Back Fabric



Fabric: 2.6m Seat
3.6m Back Fabric

459 Low Rider Chair

Our Low Rider Chair is super comfortable and a popular option in school classrooms, libraries and breakout spaces. Its lightweight frame ensures that it can be easily shifted around the room and the versatile size makes it perfect for junior and senior years. Available in our full range of fabrics, the Low Rider can be customised to suit any environment.

- Overall size: 470W x 610D x 640H from bottom of the chair to the top
- MDF carcass with high quality, high density, commercial grade foam
- Comes with glides for ease of movement
- Chairs can be placed in a group or individually around a kneeler table or classroom table
- Straight sides also allows chairs to be placed hard up against each other
- Low Rider chairs can be covered in any of our Premium, High Quality and Standard Quality fabrics. We strongly recommend using a stain resistant, very high durability fabric in an educational setting, so that it can be cleaned easily and will withstand the rigours of high use
- 10 year warranty - excludes fabric
- NZ Made

Standard Quality Range

High Quality Range

Premium Quality Range

See our Swatch Library Appendix for the full range of fabrics we offer



701 Orbit Ottomans

Our Orbit Ottoman range is very popular for circular seating needs, (concave and convex) and is also available in straight units - with or without backs. With a wide array of sizes and shapes, the Orbit range is extremely versatile. Pieces can be placed alone or in a variety of configurations to suit different spaces and needs. They come standard with powder-coated sleigh legs, high density seat foam and can be upholstered in any of our vinyl options or heavy duty fabrics, adding colour, texture and functional seating to any space.

- **A1** - Orbit Curved with Back (Concave and Convex) 840L x 600D x 780H
- **A2** - Orbit Curved with Back (Concave and Convex) 840L x 650D x 450H
- **B1** - Straight Chair with Back 600L x 600D x 780H
- **B2** - Straight Chair with Arms 650L x 600D x 780H
- **C1** - Straight 2 Seater Sofa with Back 1200L x 600D x 780H
- **C2** - Straight 2 Seater Sofa without Back 1200L x 600D x 450H
- **D1** - Straight 3 Seater Sofa with Back 1800L x 600D x 450H
- **D2** - Straight 3 Seater Sofa without Back 1800L x 600D x 450H
- All pieces come standard with 25mm slides
- Option to add powdercoated steel sleigh legs
- Can be used to help break up a large open space into different zones
- Heavy duty commercial grade foam
- Option to use one fabric or two contrasting fabrics
- Orbit range can be covered in any of our Premium, High Quality and Standard Quality fabrics. We strongly recommend using a stain resistant, very high durability fabric in an educational setting, so that it can be cleaned easily and will withstand the rigours of high use
- 10 year warranty - excludes fabric
- NZ Made

Standard Quality Range

High Quality Range

Premium Quality Range

See our Swatch Library Appendix for the full range of fabrics we offer



709 Toad-Stool Ottomans

Our Toad-Stool Ottomans are a flexible and fun seating option and a great addition to any classroom, library, study area, breakout space or informal area. With small bun feet and profile-cut high-density foam, these precisely panelled stools keep the perfect shape while also providing a comfortable seating option.

- Available in the toadstool or straight shape, they can be upholstered in any of our vinyl options or heavy duty fabrics, adding colour, texture and functional seating to any space.
- 440 diameter x 550H
- Comes in the toadstool or straight shape in the same dimensions
- Small bun feet
- Work well paired with any of our classroom tables to create a quiet working area
- Profile-cut high-density foam that keeps its shape
- Lightweight and easily moved around and reorganised
- Toad-Stool Ottomans can be covered in any of our Premium, High Quality and Standard Quality fabrics. We strongly recommend using a stain resistant, very high durability fabric in an educational setting, so that it can be cleaned easily and will withstand the rigours of high use
- 10 year warranty – excludes fabric
- NZ Made

Standard Quality Range

High Quality Range

Premium Quality Range

See our Swatch Library Appendix for the full range of fabrics we offer



702 Tango Ottomans

Our Tango Ottoman range offers flexible seating in breakout spaces, libraries and waiting areas and come in a range of four configurations. Composed of high density foam, Tango Ottomans comes with small bun feet and can be upholstered in any of our vinyl options or heavy duty fabrics, adding colour, texture and functional seating to any space.

- Seat height: 450H
- Overall height: 750H
- **A - Angled piece:**
2100L x 1000W x 750H
- **B - Large straight:**
1500L x 1000W x 750H
- **C - Small straight:**
1200L x 1000W x 750H
- **D - Backless half-round:**
700L x 1000W x 700
- **E - Made to your requirements:**
Choose length x choose width x 750H
- Can be used to help break up a large open space
- Heavy duty commercial grade foam
- Option to choose one fabric or two contrasting/complementary fabrics
- Tango Ottomans can be covered in any of our Premium, High Quality and Standard Quality fabrics. We strongly recommend using a stain resistant, very high durability fabric in an educational setting, so that it can be cleaned easily and will withstand the rigours of high use
- 10 year warranty – excludes fabric
- NZ Made

Standard Quality Range

High Quality Range

Premium Quality Range

See our Swatch Library Appendix for the full range of fabrics we offer



Couches and Arm Chairs

497 Jive Couch Range

Our Jive Couch range offers comfort, style and functionality and is an ideal soft seating solution in libraries, staffrooms, breakout spaces and waiting areas. Available as a single chair, 2 seater and 2.5 seater option, the Jive range can be made to work within any space. Jive's comes standard with powder-coated steel sleigh legs, high density seat foam and can be upholstered in any of our fabric range, adding colour, texture and functional soft seating to any space.

- **Chair** - 610W x 760D x 800H
- **2 Seater** - 1400W x 760D x 800H
- **3 Seater** - 1700W x 700D x 800H
- Ideal for libraries, staffrooms, breakout spaces and waiting areas/receptions
- Heavy duty, high density foam padding for exceptional comfort
- Mid height back for comfort and support
- Jive range can be covered in any of our Premium, High Quality and Standard Quality fabrics. We strongly recommend using a stain resistant, very high durability fabric in an educational setting, so that it can be cleaned easily and will withstand the rigours of high use
- 10 year warranty - excludes fabric
- NZ Made

Feet/frame options

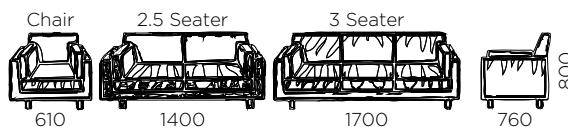
- Standard with 50 x 50 square foot on fixing plate
- Upgrade to full steel 25 x 25 frame with 25 square feet
- Upgrade to full steel 25 x 25 frame with 50 square feet
- Upgrade to full steel 25 x 25 frame with skid base

Standard Quality Range

High Quality Range

Premium Quality Range

See our Swatch Library Appendix for the full range of fabrics we offer



486 Apollo Couch Range

Our Apollo Couches are a compact and armless soft seating range that add comfort and functionality to your space. They are especially popular in reception areas, breakout spaces and staffrooms. Available as a single chair, 2 seater, 2.5 seater and 3 seater option, the Apollo range can be made to work within most spaces. They are especially useful in multipurpose environments such as staffrooms where they can be moved and rearranged easily to suit different activities. Apollo's come standard with powder-coated or chrome legs, high density seat foam and can be upholstered in any of our fabric range.

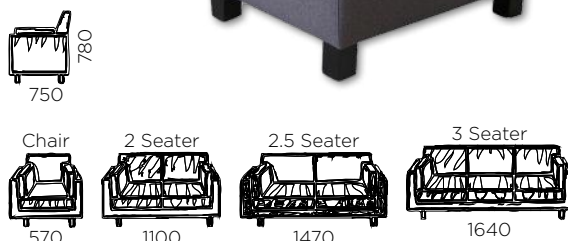
- **Chair** - 570W x 750D x 780H
- **2 Seater** - 1100W x 750D x 780H
- **2.5 Seater** - 1470W x 750D x 780H
- **3 Seater** - 1640W x 750D x 780H
- Ideal for libraries, staffrooms, breakout spaces and waiting areas/receptions
- Heavy duty, high density foam
- Designed so chairs can be placed hard up against each other to form groups
- 50 x 50 square chrome or powdercoated legs
- Mid height back for comfort and support
- Apollo range can be covered in any of our Premium, High Quality and Standard Quality fabrics. We strongly recommend using a stain resistant, very high durability fabric in an educational setting, so that it can be cleaned easily and will withstand the rigours of high use
- 10 year warranty - excludes fabric
- NZ Made

Standard Quality Range

High Quality Range

Premium Quality Range

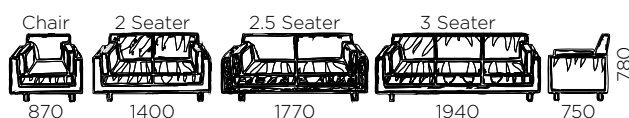
See our Swatch Library Appendix for the full range of fabrics we offer



840 Manhattan Couch Range

Our Manhattan Couch range is simple, timeless and comfortable. Featuring a square arm design and generous seat size, Manhattan's can be placed individually or in groups making them an ideal soft seating solution for staffrooms and waiting areas. Available as a single chair, 2 seater, 2.5 seater and 3 seater option, the Manhattan range can be made to suit just about any open space. Manhattan's come standard with chrome legs, high density seat foam and can be upholstered in any of our fabric range.

- **Chair** - 870W x 750D x 780H
- **2 Seater** - 1400W x 750D x 780H
- **2.5 Seater** - 1770W x 750D x 780H
- **3 Seater** - 1940W x 750D x 780H
- Ideal for staffrooms and waiting areas/receptions
- Heavy duty, high density foam padding for exceptional comfort
- Straight square arms allow chairs/couches to be placed in groups if desired
- Loose seat cushion(s) and fixed seat back
- Standard with square chrome legs
- Mid height back for comfort and support
- Manhattan range can be covered in any of our Premium, High Quality and Standard Quality fabrics. We strongly recommend using a stain resistant, very high durability fabric in an educational setting, so that it can be cleaned easily and will withstand the rigours of high use
- 10 year warranty - excludes fabric
- NZ Made



Standard Quality Range

High Quality Range

Premium Quality Range

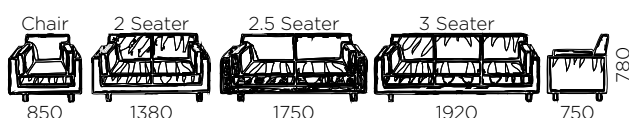
See our Swatch Library Appendix for the full range of fabrics we offer



844 Pluto Couch Range

Our Pluto Couch range is a contemporary style, with loose seat cushions and fixed back, a subtle curve on the outer arm, and comes standard with wooden tapered legs and high-density seat foam. Available as a single chair, 2 seater, 2.5 seater and 3 seater option, the Pluto range is an ideal soft seating solution for staffrooms, waiting areas and receptions. They can be upholstered in our full fabric range to suit your space.

- **Chair** - 850W x 750D x 780H
- **2 Seater** - 1380W x 750D x 780H
- **2.5 Seater** - 1750W x 750D x 780H
- **3 Seater** - 1920W x 750D x 780H
- Ideal for staffrooms and waiting areas/receptions
- Heavy duty, high density foam padding for exceptional comfort
- Loose seat cushion(s) and fixed seat back
- Standard with square chrome legs
- Mid height back for comfort and support
- Pluto range can be covered in any of our Premium, High Quality and Standard Quality fabrics. We strongly recommend using a stain resistant, very high durability fabric in an educational setting, so that it can be cleaned easily and will withstand the rigours of high use
- 10 year warranty - excludes fabric
- NZ Made



Standard Quality Range

High Quality Range

Premium Quality Range

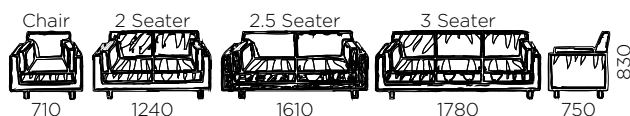
See our Swatch Library Appendix for the full range of fabrics we offer



703 Appian Couch Range

Our Appian Couch Range is a modern, sophisticated and comfortable armchair design that works well in receptions, waiting areas and staffrooms. Available as a single chair, 2 seater, 2.5 seater and 3 seater option, the Appian range can be made to work within most spaces. Appian's come standard with high density foam cushions, high-back arms and wooden tapered legs. This range can be upholstered in any of our fabrics, adding colour, texture and functional soft seating to your space.

- **Chair** - 710W x 750D x 830H
- **2 Seater** - 1240W x 750D x 830H
- **2.5 Seater** - 1610W x 750D x 830H
- **3 Seater** - 1780W x 750D x 830H
- Ideal for staffrooms and waiting areas/receptions
- Heavy duty, high density foam cushions and padding for exceptional comfort
- Loose seat cushions and fixed seat back
- Standard with wooden tapered legs
- Narrower seat width and high back arms
- Appian range can be covered in any of our Premium, High Quality and Standard Quality fabrics. We strongly recommend using a stain resistant, very high durability fabric in an educational setting, so that it can be cleaned easily and will withstand the rigours of high use
- 10 year warranty - excludes fabric
- NZ Made



Standard Quality Range

High Quality Range

Premium Quality Range

See our Swatch Library Appendix for the full range of fabrics we offer



704 Xena Chair

Our Xena Chair is a modern, stylish and compact chair design that works well in libraries, receptions, waiting areas, staffrooms and breakout spaces. Designed to fit neatly into any corner, the Xena Chair is available in one size and comes standard with high density seat foam and plastic bun feet so it can easily be shifted around.

Xena Chairs can be upholstered in any of our fabric range, adding colour, texture and functional soft seating to any space.

- 600W x 600D x 700H
- Ideal for staffrooms, breakout spaces and waiting areas/receptions
- Heavy duty, high density seat foam
- Fixed seat cushion and comfortable wrap around back
- Standard with plastic bun feet
- Compact size so it works well in corners and can be placed alone or in small groups
- Appian range can be covered in any of our Premium, High Quality and Standard Quality fabrics. We strongly recommend using a stain resistant, very high durability fabric in an educational setting, so that it can be cleaned easily and will withstand the rigours of high use
- 10 year warranty - excludes fabric
- NZ Made

Standard Quality Range

High Quality Range

Premium Quality Range

See our Swatch Library Appendix for the full range of fabrics we offer



Booths, Pods and Tiered Seating

843 Balance Booth

Our Balance Booth is a contemporary booth seat, available as a single or double sided chair that is ideal as free standing seating in breakout spaces, libraries, waiting areas and staffrooms. Balance Booths are available as a single chair, 2 seater, 2.5 seater and 3 seater and come standard with metal powder-coated legs and high-density seat foam. This range can be upholstered in any of our fabrics to suit your space.

- **Single Sided Chair** - 600W x 600D x 900H
- **Double Sided Chair** - 600W x 1050D x 900H
- **Single Sided 2 Seater** - 1200W x 600D x 900H
- **Double Sided 2 Seater** - 1200W x 1050D x 900H
- **Single Sided 3 Seater** - 1800W x 600D x 900H
- **Double Sided 3 Seater** - 1800W x 1050D x 900H
- Ideal for staffrooms, breakout spaces, libraries and waiting areas/receptions
- Heavy duty, high density foam cushions and padding for exceptional comfort
- Designed so a series of units can be placed hard up against each other or placed individually
- Fixed seat cushions and fixed seat back
- Standard with metal powder-coated legs
- Balance Booths can be covered in any of our Premium, High Quality and Standard Quality fabrics. We strongly recommend using a stain resistant, very high durability fabric in an educational setting, so that it can be cleaned easily and will withstand the rigours of high use
- 10 year warranty – excludes fabric
- NZ Made



Single Sided
2 Seater



Double Sided 2 Seater



Single Sided Chairs

Standard
Quality
Range

High
Quality
Range

Premium
Quality
Range

See our
Swatch Library
Appendix for
the full range
of fabrics we
offer



841 Domino Booth

Our Domino Booth is a simple modern design that is ideal as free standing seating in breakout spaces, libraries and other open areas. Booths provide a sense of privacy and comfort, allowing users to engage in private conversations or focused work without distractions. Domino Booths are available as a single chair, 2 seater and 2.5 seater size and come standard with classy strong steel legs and high-density seat foam. This range can be upholstered in any of our fabric range to suit your space.

- **Chair** - 860W x 750D x 1320H
- **2 Seater** - 1400W x 750D x 1320H
- **2.5 Seater** - 1600W x 750D x 1320H
- **3 Seater** - 1800W x 750D x 1320H
- Ideal for breakout spaces and libraries
- Heavy duty, high density foam cushions and padding for exceptional comfort
- Fixed seat cushions and fixed seat back
- Standard with strong steel legs
- Domino Booths can be covered in any of our Premium, High Quality and Standard Quality fabrics. We strongly recommend using a stain resistant, very high durability fabric in an educational setting, so that it can be cleaned easily and will withstand the rigours of high use
- 10 year warranty – excludes fabric
- NZ Made

Standard
Quality
Range

High
Quality
Range

Premium
Quality
Range

See our
Swatch Library
Appendix for
the full range
of fabrics we
offer



705 Caylo Booth

Our Caylo Booth is a refined style of booth seating with fine stitching on the back and soft back pillows. Caylo Booths provide a sense of privacy and comfort, allowing guests to engage in private conversations or focused work without distractions. Ideal as free standing seating in breakout spaces, libraries and other open spaces, Caylo Booths are available as a single chair, 2 seater, 2.5 seater and 3 seater and come standard with round wooden tapered legs and high-density seat foam. This range can be upholstered in any of our fabrics to suit your space.

- **Chair** - 800W x 680D x 1100H
- **2 Seater** - 1400W x 680D x 1100H
- **2.5 Seater** - 1600W x 680D x 1100H
- **3 Seater** - 1800W x 680D x 1100H
- Ideal for breakout spaces and libraries
- Heavy duty, high density foam cushions and padding for exceptional comfort
- Stylish angled side panels
- Provides a sense of privacy and comfort allowing users to work without distractions
- Fine stitching on the back and soft back pillows
- Standard with round wooden tapered legs
- Caylo Booths can be covered in any of our Premium, High Quality and Standard Quality fabrics. We strongly recommend using a stain resistant, very high durability fabric in an educational setting, so that it can be cleaned easily and will withstand the rigours of high use
- 10 year warranty - excludes fabric
- NZ Made



See our
Swatch Library
Appendix for
the full range
of fabrics we
offer



706 Clara Booth

Our Clara Booth is a modern booth style, ideal for collaboration, providing a quiet zone for focused work, or just to break up a large shared space. The Clara is fully customisable with options to integrate power solutions, change desk finish, add additional framing for screen mounting, and more. Available as a single and double, the units can be stand alone or connected to create a two or four person booth setting. Clara comes standard with high density seat foam for long lasting use and comfort and can be upholstered in any of our fabric range to suit your space.

- **Single** - 1020W x 670D x 470H
- **Double** - 1520W x 670D x 470H
- **2 Person setting** - 2200W x 1020D x 470H
- **4 Person setting** - 2200W x 1520D x 470H
- Overall height for all sizes: 1400H
- Optional variations:
 - Seat height and wall height
 - Add desk and choose finish
 - Additional framing in joiner wall for screen mounting, USB ports and power
- Ideal for breakout spaces, open office spaces, staffrooms and libraries
- Heavy duty, high density fixed foam cushions and padding for exceptional comfort
- Clara provides a sense of privacy and comfort, allowing guests to engage in private conversations or focused work without distractions
- Clara range can be covered in any of our Premium, High Quality and Standard Quality fabrics. We strongly recommend using a stain resistant, very high durability fabric in an educational setting, so that it can be cleaned easily and will withstand the rigours of high use
- 10 year warranty - excludes fabric
- NZ Made



See our
Swatch Library
Appendix for
the full range
of fabrics we
offer



707 Malibu Booth

Our Malibu Booth range is a larger style booth with vertical stitching detail down the back. Malibu's come with the option to add a wall between them to form a quiet and private meeting pod area and also the addition of a USB port/power outlet. Ideal as free standing seating in breakout spaces, libraries and other open spaces, Malibu Booths are available as a single chair, 2 seater, 2.5 seater and 3 seater and come standard with strong steel legs and frame, as well as high density seat foam. This range can be upholstered in any of our fabrics to suit any space.

- **Chair** - 850W x 680D x 1400H
- **2 Seater** - 1500W x 790D x 1400H
- **2 Seater with Wall** - 2 x 2 strs with 1000W wall
- **2.5 Seater** - 1700W x 790D x 1400H
- **3 Seater** - 1950W x 790D x 1400H
- Ideal for breakout spaces and libraries
- Heavy duty, high density fixed foam cushions and padding for exceptional comfort
- Stylish straight side privacy panels
- Designed so units can be placed hard up against each other or placed individually
- Provide a sense of privacy and comfort, allowing users to engage in private conversations or focused work without distractions
- Standard with strong steel legs
- Malibu Booths can be covered in any of our Premium, High Quality and Standard Quality fabrics. We strongly recommend using a stain resistant, very high durability fabric in an educational setting, so that it can be cleaned easily and will withstand the rigours of high use
- 10 year warranty - excludes fabric
- NZ Made

Standard Quality Range

High Quality Range

Premium Quality Range

See our Swatch Library Appendix for the full range of fabrics we offer



708 Opera Pod

Our Opera Pod is a stylish soft furnishing, designed to provide a comfortable, personal focused space with curved panels to block out noise and distractions. Due to its compact size, the Opera Pod is well suited to spaces where floor area is scarce and it works really well in libraries and breakout spaces. Opera's can be easily joined together to create a work space hub with the option to add a built in desk and/or power outlets for phone and laptop charging.

The Opera Pod can be upholstered in any of our fabric range, adding colour, texture and functional soft seating to any space.

- 1300 diameter x 1400H
- Ideal for breakout spaces and libraries
- Heavy duty, high density foam cushions and padding for exceptional comfort
- Stylish curved and upholstered privacy panels - 1400m
- Provides a sense of privacy and comfort, allowing users to engage in private conversations or focused work without distractions
- Standard with powdercoated steel legs
- Opera Pods can be covered in any of our Premium, High Quality and Standard Quality fabrics. We strongly recommend using a stain resistant, very high durability fabric in an educational setting, so that it can be cleaned easily and will withstand the rigours of high use
- 10 year warranty - excludes fabric
- NZ Made

Standard Quality Range

High Quality Range

Premium Quality Range

See our Swatch Library Appendix for the full range of fabrics we offer



6



Section 6

Modular Units and Custom Cabinetry

Contact us for a quote!



sales@educatedfurniture.co.nz



[0508 645 397](tel:0508645397)



educatedfurniture.co.nz



Section 6

Modular Units and Custom Cabinetry

iQuad Desk Units.....	6-3
iQuad Mobile Units.....	6-5
iQuad Credenza Units	6-6
iQuad Storage Units.....	6-7
Modular Units	6-8

iQuad Desk Units

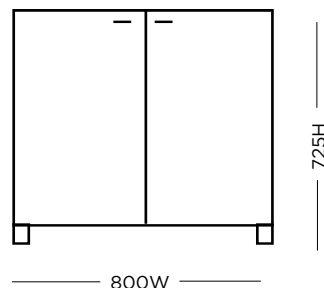
Our iQuad Desk Units are a heavy duty, high quality storage solution with a range of options available. Made at standard desk height, they are designed to create an extension to your desk area or they can be banked together against a wall to create functional storage and an additional work surface. With solid matching backs, the units can also be used to create desk height 'partitions' in a large, open office space with the idea being that desk units can be mixed and matched to create a range of storage options.

808 iQuad Cupboard Desk Unit

- 800W x 600D x 725H
- 25mm carcass and shelves in your choice of colour/finish from our colour range below
- 18mm door fronts in your choice of colour/finish from our colour range below
- Option to have different colours/finishes on the carcass and cupboard doors
- Melteca matching back
- 50 x 50 x 80mm high steel square feet
- Cupboard doors have high quality, soft close Hettich hinges
- 1 adjustable shelf inside

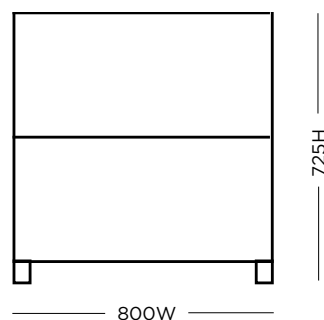
Optional extras

- Add locks for improved security



809 iQuad Shelving Desk Unit

- 800W x 600D x 725H
- 25mm carcass and shelves in your choice of colour/finish from our colour range below
- Option to have different colours/finishes on the carcass and shelves
- Melteca matching back
- 50 x 50 x 80mm high steel square feet



810 iQuad Drawer Desk Unit

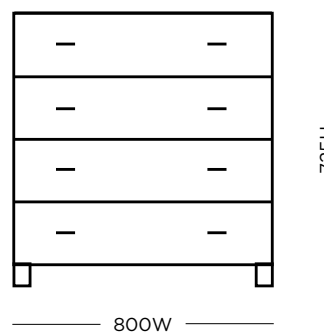
- 800W x 600D x 725H
- 25mm carcass in your choice of colour/finish from our colour range below
- 18mm drawer fronts in your choice of colour/finish from our colour range below
- Option to have different colours/finishes on the carcass and drawer fronts
- Melteca matching back
- 50 x 50 x 80mm high steel square feet
- 4 drawers

Drawer hardware and specifications


- Hettich steel sided, MultiTech drawer system
- 12mm white MDF bases
- Capacity of up to 25kg per drawer
- Drawers can easily be removed when necessary

Optional extras

- Add locks to top drawer or
- Add gang lock to all drawers



Drawers feature Hettich MultiTech system - 25kg capacity



Colour range - all of our Melteca units can be made in any of the colours/finishes below





iQuad Drawers and Hinges



All iQuad cupboards feature soft close Hettich Sensys hinges

Standard drawers feature Hettich MultiTech drawer system - 25kg capacity



Deep drawers feature Hettich InnoTech soft close drawer system - 30kg capacity



811 iQuad File Drawer Desk Unit

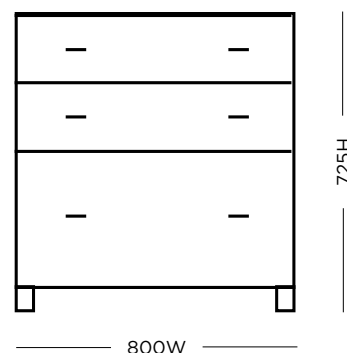
- 960W x 600D x 725H
- 25mm carcass in your choice of colour/finish from our colour range below
- 18mm drawer fronts in your choice of colour/finish from our colour range below
- Option to have different colours/finishes on the carcass and drawer fronts
- Melteca matching back
- 50 x 50 x 80mm high steel square feet
- 2 standard drawers and 1 deep file drawer

Drawer hardware and specifications

- Deep drawer: Hettich InnoTech soft close drawer system - 30kg capacity and 16mm white MDF bases
- Standard drawers: Hettich MultiTech drawer system with 25kg capacity and 12mm white MDF bases
- Drawers can easily be removed when necessary

Optional extras

- Add locks to top drawer or
- Add gang lock to all drawers



Colour range - all of our Melteca units can be made in any of the colours/finishes below



iQuad Mobile Units

Our iQuad Mobile Drawer units are our highest quality mobile unit, made in heavy duty 18mm board and featuring our steel iQuad handles. Designed to fit tidily under your workstation or desk, our iQuad mobile units provide additional storage without taking up extra floor space. Both of our iQuad Mobile Units come with matching backs and can be ordered in two different colours. Our iQuad Mobile Units are designed so they can be paired with the rest of our iQuad range of desks, workstations and storage systems.

812 iQuad Mobile Four Drawer Unit

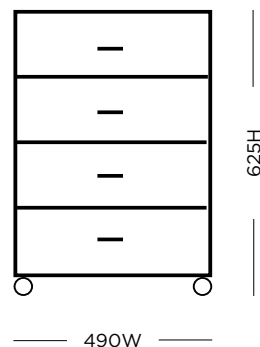
- 490W x 490D x 625H
- 18mm carcass in your choice of colour/finish from our colour range below
- 18mm drawer fronts in your choice of colour/finish from our colour range below
- Option to have different colours/finishes on the carcass and drawer fronts
- Melteca matching backs
- 4 drawers
- Comes on twin wheel locking castors
- Heavy duty steel handles

Drawer hardware and specifications

- Hettich steel sided, MultiTech drawer system
- 12mm white MDF bases
- Capacity of up to 25kg per drawer
- Drawers can easily be removed when necessary

Optional extras

- Add locks to top drawer or
- Add gang lock to all drawers



813 iQuad Mobile Three Drawer Unit

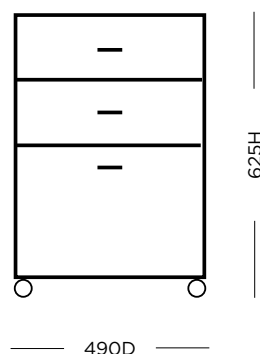
- 490W x 490D x 625H
- 18mm carcass in your choice of colour/finish from our colour range below
- 18mm drawer fronts in your choice of colour/finish from our colour range below
- Option to have different colours/finishes on the carcass and drawer fronts
- Melteca matching backs
- 2 standard drawers and 1 file drawer
- Comes on twin wheel locking castors
- Heavy duty steel handles

Drawer hardware and specifications

- Hettich steel sided, MultiTech drawer system
- 12mm white Melteca bases
- Capacity of up to 25kg per drawer
- Drawers can easily be removed when necessary

Optional extras

- Add locks to top drawer or
- Add gang lock to all drawers



Colour range - all of our Melteca units can be made in any of the colours/finishes below



iQuad Credenza Units

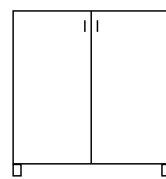
837 iQuad Credenza Units

Our iQuad Credenza Units come at desk height and are designed to create an extension to your desk area, or banked together to create functional storage in your office or administration area. Credenza Units come with solid matching backs so they can also be used as 'partitions' to break up a large office space into individual areas. They all come at the same height and depth so different Credenzas and Desk Units can be mixed and matched to create a range of storage options.

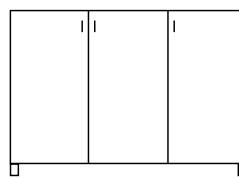
- Choose your width x 600D x 725H
- 25mm carcass in your choice of colour/finish from our colour range below
- 18mm door fronts in your choice of colour/finish from our colour range below
- Option to have different colours/finishes on the carcass and door fronts
- Melteca solid matching backs
- 6 size options to choose from
- 50 x 50 x 80mm high steel square feet
- Heavy duty steel handles
- Cupboard doors have high quality, soft close Hettich hinges
- 1 adjustable shelf inside

Optional extras

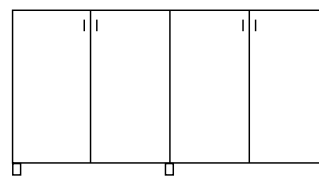
- Add locks to cupboards



800W or 1000W



1200W or 1600W



1800W or 2000W

725H

838 iQuad 'A' Units

Our high quality and heavy duty iQuad 'A' Units can be stand alone or banked together to create stylish and functional storage in your office or administration area. They come with solid matching backs so they can also be used as partitions to break up a large office space. All our iQuad A Units come at the same height and depth so they can be mixed and matched to create a range of storage options. They also pair nicely with the rest of our iQuad desks and storage range.

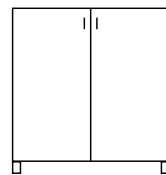
- Choose your width x 600D x 860H
- 25mm carcass in your choice of colour/finish from our colour range below
- 18mm drawer fronts in your choice of colour/finish from our colour range below
- Option to have different colours/finishes on the carcass and door fronts
- Melteca solid matching backs
- 8 size options to choose from
- 50 x 50 x 80mm high steel square feet
- Heavy duty steel handles

Drawer hardware and specifications

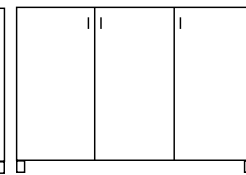
- File drawer: Hettich InnoTech soft close drawer system - 30kg capacity and 16mm white MDF bases
- Shallow drawers: Hettich MultiTech drawer system with 25kg capacity and 12mm white MDF bases
- Drawers can easily be removed when necessary

Optional extras

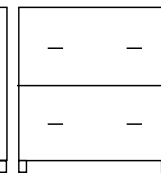
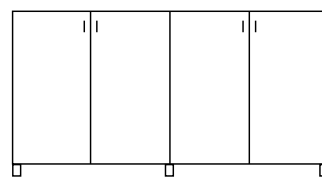
- Add locks to top drawer or
- Add gang lock to all drawers



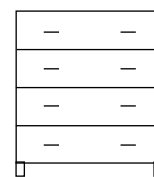
800W or 1000W



1200W or 1600W

960W
Double File
Drawers

1800W or 2000W

800W
4 Drawer
Unit

860H



Colour range - all of our Melteca units can be made in any of the colours/finishes below



iQuad Storage Units

These modular units can be mixed and matched to suit any office, staffroom, reception area, resource room or classroom - fitting together to create a tidy, practical and stylish solution to all your storage needs.

- All units 2000H x 400D or 600D
- 25mm carcass and shelves
- 18mm drawer fronts and doors
- 50 x 50 x 80mm high steel square feet
- Soft close doors
- High quality steel handles
- Melteca matching backs with the option to have different colours/finishes on the inside and outside of the unit

Optional extras

- Add locks to cupboards and or drawers



820-829 iQuad Storage Units 400D

820	821	822	823	824	825	826	827

828	829

iQuad Drawers and Hinges

We use high quality, soft close Hettich Sensys hinges on all our iQuad cupboard doors

Standard drawers feature the Hettich MultiTech drawer system - 25kg capacity

Deep drawers feature the Hettich InnoTech soft close drawer system - 30kg capacity

842-851 iQuad Storage Units 600D

842	848	849	850	857

Colour range - all of our Melteca units can be made in any of the colours/finishes below



Modular Units

Our modular units are a heavy duty and cost effective range of storage solutions that can be mixed and matched to suit any office, staffroom, reception area, lab room, STEM room, resource room or classroom - pairing together to create a tidy and practical solution to all your storage needs. All Modular Units feature quality Hettich hinges/drawer systems and come in our full range of colours/finishes to suit any environment.

550 Moby Unit

Our Moby Units are designed to fit tidily under your workstation or desk, providing additional storage without taking up extra floor space. Available in four different combinations and designed so they can be paired with the rest of our Modular Unit range.

- 490W x 490D x Height
- 18mm carcass and drawer fronts in your choice of colour/finish from our colour range below
- Comes on twin wheel locking castors
- 4 drawer combinations to choose from
- Heavy duty steel bow handles

Drawer hardware and specifications

- Hettich steel sided, MultiTech drawer system
- Heavy duty drawers with 12mm white bases and 25kg capacity
- Drawers can easily be removed when necessary

Optional extras

- Add gang lock to all drawers



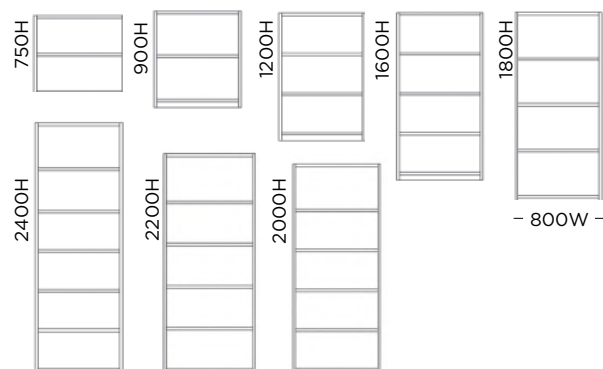
— 490W —



551 Bookcase Units

Our Bookcase Units work well in libraries, resource rooms, administration areas and classrooms. Available in eight different heights, our Bookcase Units are designed so they can be paired with the rest of our Modular Unit range as well as our workstations and desks.

- 800W x 300D x Choose your height
- 25mm carcass and shelves in your choice of colour/finish from our colour range below
- Come on plinth base with 4mm white backs
- Adjustable shelves with the option to order extra shelves if required



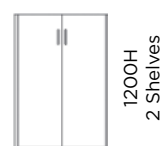
553 Cupboard Units

Our Cupboard Units work well in libraries, resource rooms, administration areas and classrooms. Available in five different heights, our Bookcase Units are designed so they can be paired with the rest of our Modular Unit range.

- 800W x 400D x Choose your height
- 25mm carcass and shelves in your choice of colour/finish from our colour range below
- 18mm doors in your choice of colour/finish from our colour range below
- Come on plinth base
- Adjustable shelves with the option to order extra shelves if required
- 4mm white backs
- Optional locks

Optional extras

- Add locks to cupboards



— 800W —



2000H
4 Shelves



2400H
5 Shelves



Colour range - all of our Melteca units can be made in any of the colours/finishes below



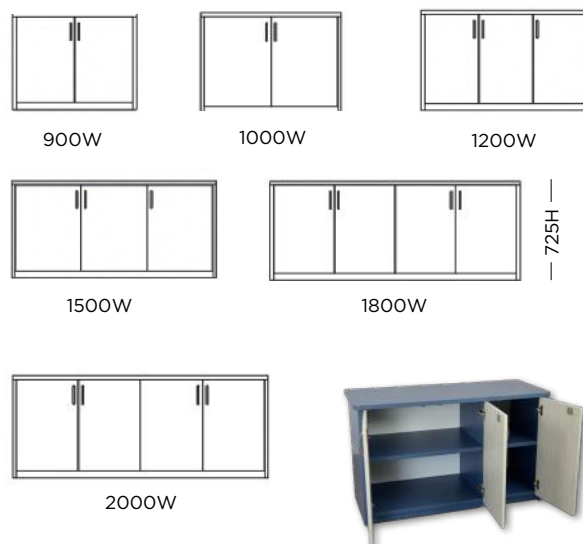
554 Credenza Units

Our Credenza Units come at desk height and are designed to create an extension to your desk area, or can be banked together to create high quality, functional storage in your office or administration area. They all come at the same height and depth so different Credenza units can be mixed and matched to create a range of storage options.

- Choose your width x 500D x 725H
- 25mm carcass in your choice of colour/finish from our colour range below
- 18mm door fronts in your choice of colour/finish from our colour range below
- Option to have different colours/finishes on the carcass and door fronts
- 4mm white backs
- 6 size options to choose from with plinth base
- Steel bow handles
- Cupboard doors have quality Hettich hinges
- 1 adjustable shelf inside

Optional extras

- Add locks to cupboards



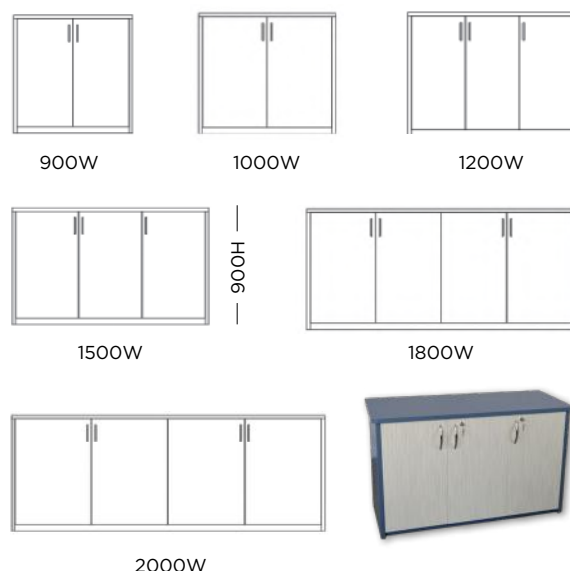
555 A Units

Our 'A' Units come at 900H and can be stand alone or banked together to create plenty of high quality, functional storage in your office or administration area. They all come at the same height and depth so different A units can be mixed and matched to create a range of storage options.

- Choose your width x 500D x 900H
- 25mm carcass in your choice of colour/finish from our colour range below
- 18mm door fronts in your choice of colour/finish from our colour range below
- Option to have different colours/finishes on the carcass and door fronts
- 4mm white backs
- 6 size options to choose from with plinth base
- Steel bow handles
- Cupboard doors have quality Hettich hinges
- 1 adjustable shelf inside

Optional extras

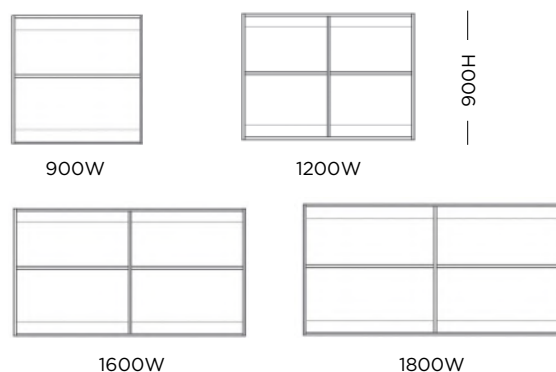
- Add locks to cupboards



558 Wallmounted Bookcases

Our Wallmounted Bookcase Units come at 900H and can be installed as a stand alone piece or banked together to create large amounts of functional wall storage in an office, school lab, resource room, classroom or administration area.

- Choose your width x 300D x 900H
- 25mm carcass and shelves in your choice of colour/finish from our colour range below
- Option to have different colours/finishes on the carcass and door fronts
- Solid white 18mm white backs
- 4 size options to choose from with plinth base



Colour range - all of our Melteca units can be made in any of the colours/finishes below



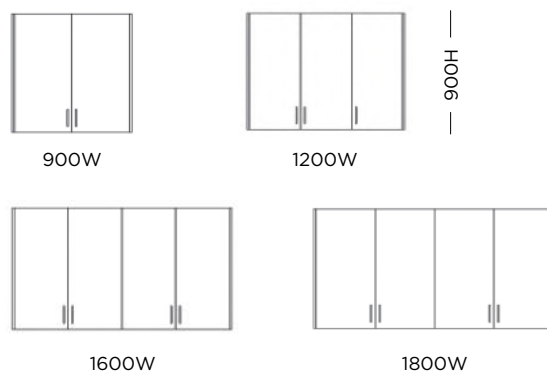
559 Wallmounted Cupboards

Our Wallmounted Bookcase Units come at 900H and can be installed as a stand alone piece or banked together to create large amounts of functional wall storage in an office, school lab, resource room, classroom or administration area.

- Choose your width x 320D x 900H
- 25mm carcass and shelves in your choice of colour/finish from our colour range below
- Option to have different colours/finishes on the carcass and door fronts
- Solid white 18mm backs
- Steel bow handles
- Cupboard doors have quality Hettich hinges
- 4 size options to choose - can mix and match different combinations

Optional extras

- Add locks to cupboards



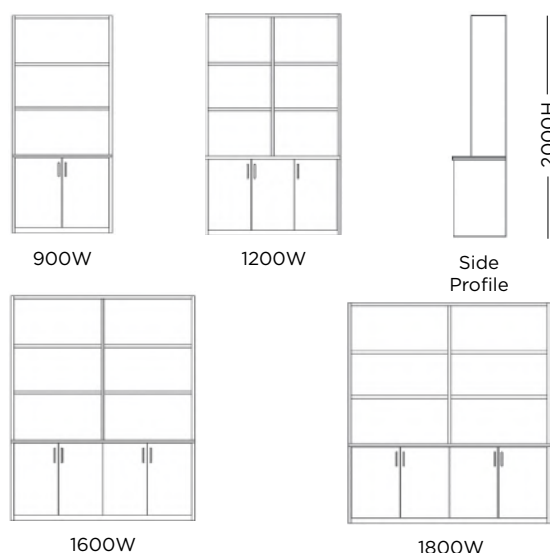
560 Wall Units

Our Wall Units combine our credenza units with hutch shelving above and come in four size options. They can be installed as a stand alone piece or banked together to create large amounts of shelving and cupboard storage in an office, staffroom, resource room, classroom or administration area.

- 2000H x 300D hutch x 500D credenza
- Choose your width
- 25mm carcass and shelves in your choice of colour/finish from our colour range below
- Option to have different colours/finishes on the carcass and shelves/door fronts
- Solid white 18mm white backs
- Steel bow handles
- Cupboard doors have quality Hettich hinges
- 4 size options to choose from with plinth base

Optional extras

- Add locks to cupboards for improved security



Colour range - all of our Melteca units can be made in any of the colours/finishes below



7



Section 7

Acoustic Absorption, Display Boards and Partitions

Contact us for a quote!






sales@educatedfurniture.co.nz



0508 645 397



educatedfurniture.co.nz



Section 7

Acoustic Absorption, Display Boards and Partitions

Acoustic Absorption..... 7-3

Display Boards 7-8

Partitions and Screens 7-13

Acoustic Absorption

365 Composition® Peel 'n' Stick Tiles

Reduce reverberated noise and add a vibrant feature to your environment with Composition® Peel'n'Stick Tiles. An acoustic and decorative self-adhesive wall fabric; Composition® Peel'n'Stick Tiles are the simple choice for managing echo and creating a durable interior solution.

Key Features



- Made from 100% polyester fibre
- Available in 10 stylish colours
- Minimum order of 10 boxes or more
- All the features and benefits of Composition® plus the added "easy DIY use" of a self-adhesive backing
- Fabric Weight: Typically 1600gsm
- Product Format: Tile size: 600mm x 600mm*
- Easy to install (DIY)

Applications

- An acoustic and pinboard surface with hook-and-loop capabilities
- Display, privacy and noise control for modular room divider
- Decorative and functional acoustic wallcovering for educational, retail and commercial interiors

Product Specifications

- Tile size: 600mm x 600mm
- Tiles per pack: 12
- Coverage: 4.32m³



366 Composition®

Composition® is a durable and flexible velour acoustic wallcovering that is typically applied in vertical drops like wallpaper. It is easily maintained and retains its rich, solid colour and soft, velvety finish over time.

Key Features

- **A** - Roll quantity (min 25 metres)
- **B** - Per metre
- Made from 100% polyester fibre
- Available in a wide range of stylish colours
- Creates optimal learning environments by reducing and managing the reverberation
- Targets speech frequencies to remove negative noise and distraction
- Pinnable, hook and loop receptive surface
- An alternative finish to paint
- Durable and easily maintained
- Floor to ceiling solution with no vertical joins
- Easy installation around windows and openings
- Customisable for limitless branding and design options through in-house cutting

Applications

- An acoustic and pinboard surface with hook-and-loop capabilities
- Decorative and functional acoustic wallcovering for educational, retail and commercial interiors

Product Specifications

- Roll - 122 mm wide
- 10mm - 12mm thickness



366 Vertiface®

A durable and versatile fabric wallcovering made from 100% polyester fibre, with a soft velour finish on one side, and sleek flat pile on the other. Available in a diverse colour palette, Vertiface® can be used in a range of applications as a furnishing fabric, wallcovering, and acoustic panel overlay.

Key Features

- **A** - Full roll (min 25 metres)
- **B** - Per metre
- Made from 100% polyester fibre
- Available in a wide range of stylish colours
- Versatile fabric that is easily customisable
- Can be used as a furnishing fabric, wallcovering, and acoustic panel overlay
- Porous fabric ideal for overlaying acoustic panels
- Pinnable and hook and loop receptive with a self-healing surface
- Made locally
- Carbon neutral

Applications

- Can be used in a range of applications as a furnishing fabric, wallcovering, and acoustic panel overlay

Product Specifications

- Size - 1.3m x 50m
- Thickness - 3 - 4mm



367 Acoustic Ceiling Tiles

Our Acoustic Ceiling Tiles are effective at reducing noise, echo and reverberation from outside sources. Quick and easy to install, durable and moisture resistant, these Acoustic Ceiling Tiles make a great addition to any classroom, breakout space or office space. Replace your existing flat ceiling tiles or create a more interesting design with our stratus or border ceiling tiles.

Available in a range of sizes and designs these Acoustic Ceiling Tiles are a great addition to any space where noise is concern.

Key Features

- Reduce noise and echo
- Quick and easy to install into your existing ceiling grid
- Available in 3 styles - Border and Stratus
- Choose from 22 different colours to suit your space

Applications

- Ceiling treatments for commercial, retail and education spaces
- Option to print logos or designs on the panels due to semi-rigid structure

Product Specifications

- 100% polyester fibre with no less than 70% recycled content.
- Sizing - 600 x 600 tile or 600 x 1200 tile
- Thickness - 12mm
- Weight - 2300 gsm
- Panels are solid colour with no pattern repeat
- Panels do have a slight directional grain
- 10 year warranty



368 Acoustic Floating Ceiling Panels

Acoustic Floating Ceiling Panels are designed to be suspended from the ceiling to improve acoustic performance and add a touch of style to a workspace or learning environment.

The panels are 24mm thick and come with 2m of cable for easy installation. Available in a wide range of colours and two shape options, these panels are a great addition to any space where noise is concern.

Key Features



- Reduce noise and echo
- Come with 2m of cable for easy installation
- Made from compressed polyester fibre with no less than 70% recycled content
- Comes in a range of colours to suit your space
- Sound absorption to help minimise distractions
- Manufactured in New Zealand

Applications

- Hanging and ceiling treatments for commercial, retail and education spaces
- Option to print logos or designs on the panels

Product Specifications

- 100% polyester fibre with no less than 70% recycled content.
- Shape and Sizing - 1200 x 1200 square panel or 1200 diameter round panel
- Thickness - 24mm
- Weight - 2300 gsm
- Panels are solid colour with no pattern repeat
- Panels do have a slight directional grain
- 10 year warranty



369 Acoustic Ceiling Lattice

Acoustic Ceiling Lattices are designed to be suspended from the ceiling to control echo and create a stylish feature in any meeting room, shared space or learning environment.

Available in a wide range of colours and three design options, these panels are a great addition to any space where noise is concern.

Key Features


- Reduce noise disturbance and add style to your workspace or learning environment with three designs – Ellipse, Fly and Grid
- Lightweight
- Comes with 2m of cable and installation parts
- Easy to assemble and hang from the ceiling
- Available in 22 colours to suit any space
- Manufactured in New Zealand

Applications

- Hanging and ceiling treatments for commercial, retail and education spaces

Product Specifications

- 100% polyester fibre with no less than 70% recycled content.
- Designs and sizing
 - Ellipse - 300D x 1200W x 2400L
 - Fly - 187D x 2287W x 2287L
 - Grid - 300D x 1200W x 2400L
- Thickness - 12mm
- Weight - 2300 gsm
- Panels are solid colour with no pattern repeat
- Panels do have a slight directional grain
- 10 year warranty



370 Hanging Carved Panels

Our Hanging Carved Panels are a modern and stylish acoustic solution designed to reduce sound reverberation and create a more peaceful atmosphere, allowing for better focus and productivity. Say goodbye to distracting noise and welcome a more productive and comfortable space with the perfect harmony of design and acoustics. Available in 30 different patterns, these Hanging Carved Panels are a great addition to any space where noise is concern.

Key Features


- Sound absorbing properties
- Lightweight with a multitude of uses
- Choose from 30 designs and 20 colours - contact us for the full range of patterns available
- Comes with fixing kit to suspend from the ceiling
- Can be cut to any shape, pattern or size to suit your workspace
- Surface provides option for pinboard use
- Manufactured in New Zealand

Applications

- Hanging and ceiling treatments for commercial, retail and education spaces

Product Specifications

- 100% polyester fibre with no less than 70% recycled content.
- Sizing - 1200W x 2400H
- Thickness - 12mm
- Weight - 2300 gsm
- 10 year warranty



371 Satori Divider

Our Satori Dividers reduce noise disturbance whilst adding elements of design to your workspace. These acoustic screens help to divide up space, create privacy and absorb up to 40% of sound energy. Each Satori Divider comes with a black stand to easily move the divider between different areas. Available in 3 unique designs and 20 different colours to enhance your workspace.

Key Features


- Simply slot the acoustic panel into the Satori stand for easy installation
- Choose from 3 unique designs - Blizzard, Bubbles and Cross
- Available in 20 colours

Applications

- Acoustic dividers offer privacy and sound absorption for commercial, retail and education spaces

Product Specifications

- 100% polyester fibre with no less than 70% recycled content.
- Sizing - 1200W x 2400H
- Thickness - 12 mm
- Weight - 2300 gsm
- 10 year warranty



372 Acoustic Boundary Divider

Create screens, walls or collaboration areas on demand with our Acoustic Boundary Divider. Available in various heights and widths, this acoustic solution is a great way to divide and transform your space whilst minimising noise. Create screens, walls or entire rooms on demand. The Boundary Divider is built with 300 x 500mm acoustic pieces slotted together – allowing you to build, re-build and even add to, if the space needs to change.

Key Features

- Designed using sound absorbing PET acoustic material
- Can be assembled in under 15 minutes and is easily moved around the room
- Simply slot the pieces of acoustic material together to form the Boundary Divider
- Choose from 20 colours
- Manufactured in New Zealand

Applications

- Acoustic dividers offer privacy and sound absorption for commercial, retail and education spaces

Product Specifications

- 100% polyester fibre with no less than 70% recycled content.
- Each piece 300H x 500W
- Thickness - 12 mm
- Weight - 2300 gsm
- 10 year warranty



Each piece
300H x 500W



Width mm	Assembled Height	
	1500H (mm)	1800H (mm)
1150	46 pcs	56 pcs
1540	64 pcs	78 pcs
1930	82 pcs	100 pcs
2320	100 pcs	122 pcs
2710	118 pcs	144 pcs
3100	136 pcs	166 pcs
3490	154 pcs	188 pcs
3880	172 pcs	210 pcs

378 Acoustic Freestanding Panel

Our Acoustic Freestanding Partitions are light, agile and easy to erect with feet to enable freestanding. The partitions can easily be moved around a room to improve audio clarity and visual privacy in a shared or open space.

Key Features

- Light and easy to erect on steel feet or castors
- Acoustic space divider offers privacy and sound absorption
- Surface provides option for pinboard use
- Option to print logos or designs on the panels due to semi-rigid structure
- Available in 20 colours
- Available in 1 panel and 3 panel partitions

Applications

- Acoustic dividers offer privacy and sound absorption for commercial, retail and education spaces

Product Specifications

- 100% polyester fibre with no less than 70% recycled content.
- Sizing - 1000W x 1800H
- Thickness - 12 mm
- Weight - 2300 gsm
- 10 year warranty
- Panels are solid colour with no pattern repeat
- Panels do have a slight directional grain



Display Boards

350 Porcelain Whiteboards

Our premium Porcelain Whiteboards are a strong and durable magnet receptive surface that will withstand many years of frequent use. The non-porous surface erases clean every time and won't stain, scratch or 'ghost'.

Features

- Anodized aluminium frame
- Concealed wall fixings included
- Aluminium pen shelf included
- Magnetic receptive surface
- Superior porcelain designed for high usage
- Slimline frame with strong corners
- Strong honeycomb cardboard core
- Forever Surface Guarantee*

Standard Sizes

- Frame depth: 20mm
- Pen shelf depth: 55mm

Customised Options

- Custom manufactured sizes
- Custom porcelain whiteboards are available with white or grey surface
- Laser engraving and signage



Medium
Heavy Use



Surface
Guarantee



Easy to
Clean



Magnet
Receptive



Customisation
Options

A porcelain whiteboard is the best choice if your whiteboard will be used regularly

Board Size**(mm)	Shelf Length
400 x 600	300
600 x 600	375
A 600 x 900	375
B 900 x 900	375
C 900 x 1200	375
J 900 x 1500	750
D 1200 x 1200	750
E 1200 x 1500	750
F 1200 x 1800	750
G 1200 x 2400	750
H 1200 x 3000	750
I 1200 x 3600	750

* Boyd Visuals porcelain whiteboards have a Forever surface guarantee, subject to the product being used for its designed purpose.

** Finished size including the frame

351 Lacquered Steel (Acrylic) Whiteboards

Our Lacquered Steel (acrylic) magnet receptive whiteboards are ideal for general use. The write on - wipe off surface is easy to clean and resists staining or 'ghosting'.

Features

- Anodized aluminium frame
- Ideal for medium usage
- Concealed wall fixings included
- Aluminium pen shelf included
- Magnetic receptive surface
- Slimline frame with strong corners
- Strong honeycomb cardboard core
- 5 year Surface Guarantee*

Standard Sizes

- Frame depth: 18mm
- Pen shelf depth: 55mm



Medium
Heavy Use



*Surface
Guarantee



Easy to
Clean



Magnet
Receptive



Customisation
Options

We recommend going with a porcelain whiteboard when in high use environments

Board Size** (mm)	Shelf Length
300 x 400	160
400 x 600	300
600 x 600	375
A 600 x 900	375
C 900 x 1200	375
900 x 1500	750
D 1200 x 1200	750
E 1200 x 1500	750
F 1200 x 1800	750
G 1200 x 2400	750

* Boyd Visuals lacquered/acrylic whiteboards have a Five Year surface guarantee, subject to the product being used for its designed purpose

** Finished size including the frame

353 Porcelain Projection Whiteboards

Scientifically engineered to reduce glare, these high quality, ultra smooth whiteboards can be used for multimedia projection and are ideal in spaces exposed to excessive ambient light.

Porcelain Projection Whiteboards also feature the same superior writeability and erasability properties as our Porcelain Whiteboards as well as the durable magnetic surface that will withstand many years of frequent use.

Features

- Anodized aluminium frame
- Concealed wall fixings included
- Aluminium pen shelf included
- Magnetic receptive surface
- Superior porcelain designed for medium to high usage
- Optimised for projection - displaying clear vibrant images
- Reduced visual "Hot Spots"
- Strong honeycomb cardboard core
- Forever Surface Guarantee*

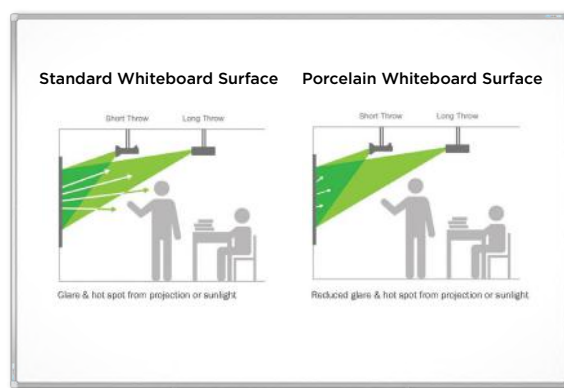
Optimised for projection, writing and erasing - meeting the growing needs of today's classrooms and offices

Sizes

- Porcelain Projection Boards can be custom made to the size you require.

* Forever surface guarantee is subject to the product being used for its designed purpose.

** Finished size including the frame



Board Size** (mm)	Shelf Length
B 1200 x 1800	750
C 1200 x 2400	750
D 1200 x 3000	750
E 1220 x 3600	750



Medium Heavy Use



*Surface Guarantee



Magnet Receptive



Enhanced Projection

361 Mobile Pivoting Whiteboards

Available with either porcelain or lacquered steel surface. The robust steel frame is on lockable 50mm castor's for ease of movement and securing in place.

Features

- Double-sided whiteboard
- Lockable castor's for stability
- Magnetic receptive surface
- Forever Surface Guarantee* for the Porcelain Whiteboard
- Five year Surface Guarantee* for the Lacquered Steel Whiteboard

Porcelain Whiteboard

Board Size** (mm)	Overall Size (mm)
A 900 x 1200	1285W x 1750H x 550D
B 1200 x 1200	1285W x 2050H x 550D
C 1200 x 1500	1585W x 1750H x 550D
D 1200 x 1800	1885W x 1750H x 550D

Lacquered Steel Whiteboard

Board Size** (mm)	Overall Size (mm)
F 600 x 900	685W x 1750H x 550D
E 900 x 1200	1285W x 1750H x 550D
H 1200 x 1200	1285W x 2050H x 550D
I 1200 x 1500	1585W x 2050H x 550D
J 1200 x 1800	1885W x 2050H x 550D



Medium Heavy Use



Easy to Clean



Magnet Receptive



*Surface Guarantee

918 Mobile 'Fixed' Whiteboards and Pinboards

Available in a range of sizes, our Mobile Whiteboards and Pinboards satisfy a wide variety of requirements and can be used as room dividers or partitions.

- Lockable 50mm castors (with brakes) attached to a robust T – Leg frame so that the Whiteboard or Pinboard can be easily moved around and secured once in position
- Whiteboard or Pinboard can be used as a display or as room dividers
- Magnet receptive surface on the Whiteboard
- Pinboards are available in a range of fabric colours or customer supplied fabric.
- Forever Surface Guarantee* on whiteboard

* Forever surface guarantee is subject to the product being used for its designed purpose.

** Finished size including the frame

Board Size** (mm)	Overall Size (mm)
1200 x 1200	1250W x 1800H x 550D
1200 x 1500	1250W x 1800H x 550D
1200 x 1700	1250W x 1800H x 550D



Whiteboard option only



Medium
Heavy Use



Easy to
Clean



Magnet
Receptive



*Surface
Guarantee

344 Framed Pinboards

Our Framed Pinboards are one of the easiest and most cost effective ways to display and communicate information. Available in a range of standard sizes, fabrics and surfaces to suit your interior.

Our pinboards can also be custom made to your size specifications and covered in any of our Vertiface hook and loop receptive range.

Features

- Natural anodized aluminium frame with matching plastic corners
- Available standard in Blue, Black, Sand or Grey fabric, Brown Cork or Grey velcro
- Concealed wall fixings included
- Board size in the table (right) includes frame

Custom Options

- Add clip-on shelf
- Custom manufactured sizes to match your requirements
- Customer specified fabric from our Quantum or Vertiface range



Cork



Black Fabric



Sand Fabric



Blue Fabric



Grey Velcro

Board Size (mm)	Cork/Fabric Options
600 x 900	Cork, Blue & Black Fabric
900 x 900	Cork, Blue & Grey
900 x 1200	Cork, Blue, Grey & Black
1200 x 1200	Cork, Blue & Grey

Board Size (mm)	Velcro Option
600 x 900	Grey
900 x 1200	Grey

352 Wrapped Edge Pinboards

Get the frameless look with our Wrapped Edge Pinboards, manufactured to order and covered with your choice of fabric from our Quantum or Vertiface ranges. Available in a variety of standard sizes to suit your needs or request a specific set of dimensions.

Features

- Lightweight frame that is wrapped with one of our options in the Quantum or Vertiface ranges
- Needs to be directly adhered to the wall with glue, or attached with the screws (glue and screws not provided)

Custom Options

- Add clip-on shelf
- Custom manufactured sizes or fabric



Board Size (mm)	
600 x 900	1200 x 1500
900 x 900	1200 x 180
900 x 1200	1200 x 2400
1200 x 1200	1200 x 3000
1200 x 1200	1200 x 3600

358 Wet Environment Whiteboards

Designed specifically for use in damp or wet environments, these boards utilise a different construction technique while still maintaining the full functionality of our standard Porcelain Whiteboards.

- Aluminium frame with matching pen shelf
- Concealed wall fixings included
- Magnetic receptive surface
- Secure and easy to install
- Forever Surface Guarantee*

Custom Options

- Wet Environment Whiteboards are made to order and can be custom made to any size specification

* Forever surface guarantee is subject to the product being used for its designed purpose.



Wet/damp
Environments



Medium
Heavy Use



Easy to
Clean



Magnet
Receptive



* Surface
Guarantee

935 Glass Boards

Our magnetic Glass Boards, with their clean lines and hidden wall fixings, are an excellent choice for offices, conference rooms, and collaborative spaces. Crafted from 4mm tempered safety glass, they feature a beautifully smooth surface that allows you to effortlessly wipe away any whiteboard marker without leaving stains or ghosting.

- White glass
- Available in sizes from 600 x 900 up to 1200 x 2400mm
- Magnetic surface
- Stand-off concealed wall fixings
- Acrylic pen shelf and four strong magnets included
- Forever Surface Guarantee*

* Forever surface guarantee is subject to the product being used for its designed purpose.



Board Size** (mm)	Overall Size (mm)
600 x 900	White
900 x 1200	White
900 x 1500	White
1200 x 1800	White
1200 x 2400	White



Medium
Heavy Use




Easy to
Clean



Magnet
Receptive



* Surface
Guarantee



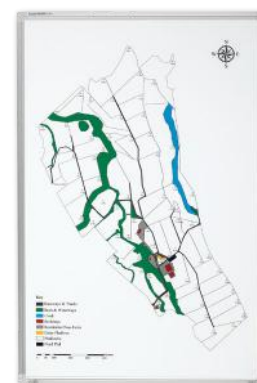
356 Printed Whiteboards

Our porcelain whiteboards can be laser etched with any design you require, such as maps, plans, scoreboards and logos.

- You can choose the whiteboard size* and make your board either Landscape or Portrait.
*Size cannot exceed 3600mm
- We can laser etch any black permanent design on to the porcelain surface
- If you require coloured graphics to be applied then we can also add vinyl decals to our whiteboards which creates a coloured section on the board. This can be used for coloured logos, colouring sections of maps and coloured text.

Board Size** (mm)

600 x 900
900 x 900
900 x 1200
1200 x 1800
900 x 1500
1200 x 1200
1200 x 1500
1200 x 1800
1200 x 2400



355 Year Planner Whiteboards

Our Year, School Year and Term Planners give a visual overview of plans and commitments while still providing flexibility for changes to be made.

Features

- *Forever Surface Guarantee (subject to being used for its designed purpose)
- Laser etched Porcelain-on-steel Whiteboard surface
- Magnetic
- Aluminium frame
- Aluminium pen shelf
- Concealed wall fixings included

Custom Options

- Custom manufactured sizes

Board Size (mm)**	'Square' Sizes (mm)
Year Planner	
900 x 1200	35 x 68
1200 x 1500	45 x 68
1200 x 1800	55 x 68
School Year Planner	
900 x 1200	275 x 69
1200 x 1500	350 x 94
1200 x 1800	425 x 94
Term Year Planner	
900 x 1200	180 x 70
1200 x 1500	230 x 95
1200 x 1800	280 x 95



Medium
Heavy Use




Easy to
Clean



Magnet
Receptive



*5 Yr Surface
Guarantee



357 Staff Indicator Boards

Our Staff Indicator Boards are a simple and useful way of keeping track of staff attendance and come in three sizes to suit your organisation. They can also be installed so they are removable for use in emergency situations.

Features

- 5 Year Surface Guarantee (subject to being used for its designed purpose)
- Screen printed lacquered steel surface
- Magnetic receptive surface
- Aluminium pen shelf and magnets included
- Aluminium frame
- Concealed wall fixings included

Board Size** (mm)	Overall Size (mm)
450 x 600	12
600 x 600	17
600 x 900	27



Medium
Heavy Use



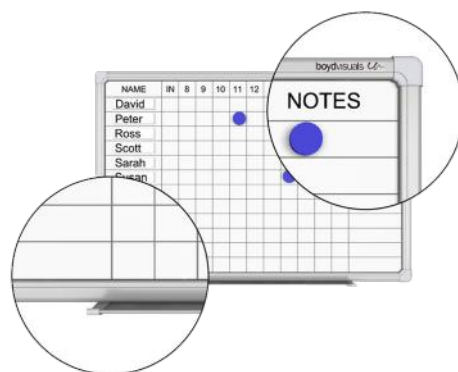
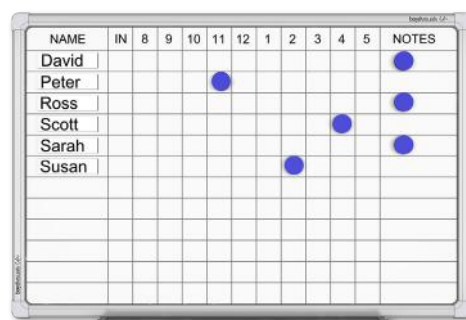
Easy to
Clean



Magnet
Receptive



*5 Yr Surface
Guarantee



Partitions and Screens




919 Free Standing Partitions

Our Free Standing Partitions are light, stable and pinnable and work really well as a temporary room divider, providing privacy and acting as an acoustic barrier. The integrated linking system makes the partitions really easy to connect, divide and move around the room as required. No additional fittings are required to attach one partition to another.

Features

- Frosted, Charcoal and Blue, partitions are designed to be simple, strong and effective
- Customise your space - the panels can be inter-connected very simply (everything is supplied)
- Each panel can swing through 360 degrees for ease of storage and creating that unique space
- The exclusive inter-locking system ensures the partitions are stable and robust
- Supplied complete with feet and castors that rotate under the frame when not required
- All fabric (Blue & Charcoal) panels are pinnable and have sound absorption properties
- 3 year Guarantee

Size (W x H)	Assembled Size	Colours
A 900 x 1500	900 x 1510	Blue/ Charcoal/ Frosted
B 900 x 1800	900 x 1810	




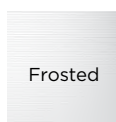

920 Desk Mounted Partitions

Our Desk Mounted Partitions are available in acoustic and clear frosted polycarbonate material. The acoustic panels, made from recycled polyester, offer excellent sound absorption to reduce noise and enhance privacy in the workplace. The clear frosted partitions provide a modern, elegant solution for visual separation while allowing light to diffuse through the panel.


Features

- Contemporary, effective and easy to use
- Panels can be connected to the desk very simply - everything required to install is supplied in one package
- Choose from charcoal and blue acoustic material or clear frosted material
- Available in three different sizes
- Each partition comes with two clamp options to cater to all set ups (90cm and 45cm)
- 3 years warranty

Size (W x H)	Colours
1160 x 450	Blue/ Charcoal/ Frosted
1460 x 450	Blue/ Charcoal/ Frosted
1760 x 450	Blue/ Charcoal/ Frosted



90mm Clamp
to fit on desks
that have a steel
frame



45mm Offset
Clamp to miss
the leg end

921 Acoustic Desk Screen Centre

Our Acoustic Desk Screens create a quieter space for working and privacy. Designed to sit between two desks, our Acoustic Desk Screens separate workspaces, reduce noise and increase productivity in an open plan work environment. Available in 24mm thickness, and a range of colours and sizes to suit any room and set up.

Features

- Designed to fit specific desk formats with no clamps required
- Available in 24mm thickness
- Available in a range of sizes to suit your desk setup
- Finished with radius corners
- Choose from 22 different colours to suit your workspace
- 100% polyester fibre with no less than 70% recycled content.
- Panels are a solid colour with no pattern repeat

Size Options	Thickness (mm)
A 400 x 1200	24
B 400 x 1500	24
C 400 x 1800	24
D 600 x 1200	24
E 600 x 1500	24
F 600 x 1800	24
G 600 x 1200	24
H 600 x 1500	24
I 600 x 1800	24



563 Acoustic Desk Screen

Our Desk Screen provide acoustic benefits, creating a quieter space for working and privacy. These desk screens simply sit on your desk to separate workspaces and reduce noise. Available in standard 12mm or new 24mm thickness, with a range of sizes for different desk options.

Features

- Easily mounts to your desk for simple installation.
- Three clamp options available and included with the screen
- Available in 12mm or 24mm thickness
- Add engraved lines on the inside of your desk screen
- Choose from two different corners for your desk screen – radius or arc
- Choose from 22 different colours to suit your workspace
- 100% polyester fibre with no less than 70% recycled content.
- Panels are a solid colour with no pattern repeat

Size Options	Shape	Thickness (mm)
A 400 x 1200	Radius	12 or 24
B 400 x 1500	Radius	12 or 24
C 400 x 1800	Radius	12 or 24
D 600 x 1200	Arc	12
E 600 x 1500	Arc	12
F 600 x 1800	Arc	12



Standard Clamp



Alternative Clamp



Alternative Clamp

922 Acoustic Desk Divider

Our Acoustic Desk Divider is a privacy screen that slides on a standard desk (25mm thick) with no need for clamps. The Desk Divider helps reduce office noise and is the ideal solution for workspaces where more focus is required.

Features

- Choose from different corner options – standard radius or curve
- Easily mounts to a desk
- Benefit of sound absorption to help minimise distractions
- Choose from 22 different colours to suit your workspace
- 100% polyester fibre with no less than 70% recycled content.
- Panels are a solid colour with no pattern repeat

Specifications

- 540 x 800mm with a desk depth of 700mm
- 24mm thickness
- Height above desk - 395mm
- NB: Priced per single divider not in a pair



740 Contour Screen Panels

Our Contour Screen Panels are a simple privacy panel which easily clamps onto most desking systems, provides some acoustic control and is pinnable. The Contour clamp on screen has an aesthetic curved shape which allows for team communication while still creating division between desks.

Features

- A 25mm thick pinnable upholstered panel with soft PVC silver edge clash around all sides
- Four corners are radius to soften impact
- Can be upholstered in your choice of fabric from our Quantum or Bond fabric ranges
- When fixed to the desk the top contour curves down from 500-200mm above the desk top

Specifications

- 1200W x 600/300H
- 1500W x 600/300H
- 1600W x 600/300H
- 1800W x 600/300H
- 100mm hangs under the desk



750 Clip on Panel

Our Quadscape Clip on Panels are covered lightweight and easy to install with a simple cast alloy clamp system to suit most desks and tables

Features

- Fast installation
- Silver aluminium capping
- Simple re-configuration
- Four standard sizes • Custom panel sizes
- Standard Quantum fabric - other fabrics available upon request

Specifications

- 1200mm wide x 600mm high
- 1500mm wide x 600mm high
- 1600mm wide x 600mm high
- 1800mm wide x 600mm high
- 100mm hangs under the desk



741-743 Modulink Velcro Connection Screen Panels

Our Modulink Velcro Screen Panels are easy to install and reconfigure with no tools necessary. These pinnable panels separate workspaces, reduce noise and increase productivity in an open plan work environment. Available in a range of colours and sizes to suit most rooms and requirements.

Features

- Aluminium capping and corner posts
- Ultra simple velcro connection
- Easy pinning composite panel
- Fast installation and re configuration
- Metal trim is natural silver anodised
- Quantum range of fabrics available as a standard option or choose from our other ranges on request

SKU:741 - 1200H - for some sitting communication

SKU:742 - 1500H - for sitting privacy

SKU:743 - 1800H - for standing privacy


Screen Widths

600, 800, 900, 1000, 1200, 1400, 1500, 1600, 1800

Panels can also be made to your specifications


Custom Options

- Panels can be made in other fabrics from our range on request
- Upgrade to screens complete with power, data and power poles included
- Option to add perspex panels, clear, textured or tinted
- Option to add twin wall glazing
- Acoustic options available when upholstered in our Vertiface range



Modulink Components and Extras

746 2 Way Corner Post



1200H | 1500H | 1800H

745 3 Way Corner Post



1200H | 1500H | 1800H

913 4 Way Corner Post



1200H | 1500H | 1800H

744 Plain End



1200H | 1500H | 1800H

922 Hook Over Shelf



Hook over a screen

749 Join Brace



The join brace bracket can also be used as a wall fix and as an adaptor to other screen systems

747 Support Foot



748 Mobile Foot



A large, stylized blue quotation mark icon, consisting of two thick, rounded strokes, positioned at the top of a white circular area. The circle is framed by a thick blue border. The background of the entire image is a vibrant blue with abstract, organic shapes in varying shades of blue.

Educated Furniture were professional, efficient, and went the extra mile. They have a great range of high-quality products. We really appreciated their advice, clear communication, attention to detail and competitive pricing.

The team delivered on time and assembled and installed our furniture right to the classroom door.

**Deputy Principal
Onerahi School
Whangarei**



 **0508 645 397**

 **sales@educatedfurniture.co.nz**

educatedfurniture.co.nz