



TAKE A LOOK INSIDE

PROGRAM HIGHLIGHTS

At Generous Classroom, we empower students and educators with a Christ-centered approach to social and emotional learning, fostering positive character, emotional resilience, and a compassionate school culture.

Here's the **WHAT** and the **WHY** behind our mission!

WHAT CHRISTIAN SCHOOLS NEED

- A Social-Emotional Learning (SEL) curriculum grounded in God's word.
- A Positive Behavior Intervention System (PBIS) that aligns with a Christian worldview.
- A Multi-tiered System of Support (MTSS) for Tier One.
- Resources to create a positive school culture.
- Curriculum that strengthens school culture and teacher morale.
- A scripture-based framework that brings the Bible to life throughout the school day.
- Parent resources for spiritual and emotional support at home.



THE HEART BEHIND GENEROUS STUDENTS

Helping Students Live With Purpose and Joy

Love God & Love Others

Love the Lord your God with all your heart and with all your soul and with all your mind and with all your strength...Love your neighbor as yourself.

— Mark 12:30-31 (NIV)



Live a Life of Gratitude & Generosity

Give thanks in all circumstances.

— 1 Thessalonians 5:18 (NIV)

Each of you should give what you have decided in your heart to give, not reluctantly or under compulsion, for God loves a cheerful giver.

— 2 Corinthians 9:7 (NIV)

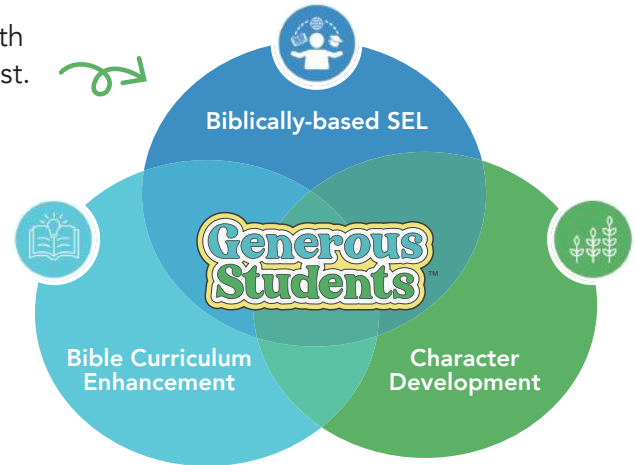


Build Values That Matter

Compassion Empathy Forgiveness Growth Mindset Honesty
Honor Hope Humility Joy Kindness
Leadership Patience Resilience Respect Service

WHY SCHOOLS CHOOSE GENEROUS STUDENTS

We offer an engaging and effective curriculum that helps both teachers and students thrive. It's a blend of what matters most.



WHY GENEROSITY?

Why Generosity? The 7 Ways of Living Generously is a unique and engaging framework that provides students with practical ways to embrace values like empathy, respect, forgiveness, patience, and more.



This was invaluable and the BEST 'extra' material I've ever incorporated into my teaching beyond standard curriculum in my past 15 years as a teacher. **It has shaped and guided my classroom culture** and created countless positive experiences for my students and their classroom relationships.

— **Katie, 4th Grade teacher**
Thousand Oaks, CA

WHY TEACHERS LOVE GENEROUS STUDENTS

- 15-20 minute low-to-no-prep lessons.
- Developed for teachers by teachers.
- Flexible and adaptable implementation.
- FUN to teach.
- High student engagement.
- Digital Teacher Portal access.
- Built-in parent resources.
- Opportunities for relationship building.

3

COUNTRIES

22

STATES

97

SCHOOLS

100,000+

STUDENTS

We're just getting started!



Generous Students™

THE LIVE TO GIVE TOUR

GRADES
3-5

THE LIVE TO GIVE TOUR is all about engagement and collaboration. Students will engage in public speaking, debating, conducting interviews, journaling, illustrating scripture, collaborating in small groups, playing games, and more!



HIGHLIGHTS OF THE LIVE TO GIVE TOUR

- 10 units with 40 low-to-no-prep lessons.
- High-quality, short video stories.
- Keepsake student booklets available.
- Emphasis on community building.
- Teacher devotional.
- Parent resources provided.
- Digital Teacher Portal with videos and pre-made slide decks.




5TH GRADE: THE LIVE TO GIVE TOUR LEADERSHIP EDITION

- Real-life student leaders model The 7 Ways!
- Emphasis on leadership development.
- Capstone project: My Generous Leader Profile.


Now is the time to instill gratitude and Generosity!



RUBY



ETHAN



DELANIE



NELLY



UNITS AT A GLANCE

LEARN THROUGH STORY features powerful films about real people's experiences with Generosity.

INVITE GOD'S WORD instills a love of the Bible, encouraging students to apply God's truth to their lives.

VENTURE TOGETHER includes collaborative activities that foster connection and understanding.

EXPERIENCE GENEROSITY invites students to put Generosity into immediate action at school, at home, and in their community.

Curriculum Map & Scope and Sequence

The image shows two curriculum documents. The left one is titled 'GENEROUS STUDENTS: THE LIVE TO GIVE TOUR' and lists units for 3rd, 4th, and 5th grades. The right one is titled '3RD-5TH CHRISTIAN CURRICULUM SCOPE AND SEQUENCE' and details the 'YOUR STOP: WHAT IS GENEROSITY?' curriculum for 3rd, 4th, and 5th grades, including essential questions, learning targets, and biblical standards.

Teacher Guide

The image shows a page from the Teacher Guide for 'LEARN THROUGH STORY'. It includes a 'SHARE OR HOLD ON?' section with a list of questions for students to discuss, such as 'What does it mean to be generous?' and 'How can we be generous?'.

Student Booklet

The image shows a page from the Student Booklet for 'VENTURE TOGETHER'. It includes a 'SHARE OR HOLD ON?' section with a list of questions for students to discuss, such as 'What does it mean to be generous?' and 'How can we be generous?'.

Students love our films!

iLike Soccer Balls.

The image shows a video thumbnail for 'iLike Soccer Balls' featuring a group of children playing soccer. A QR code is located in the bottom right corner of the thumbnail.



To view a sample lesson, visit generousclassroom.com.

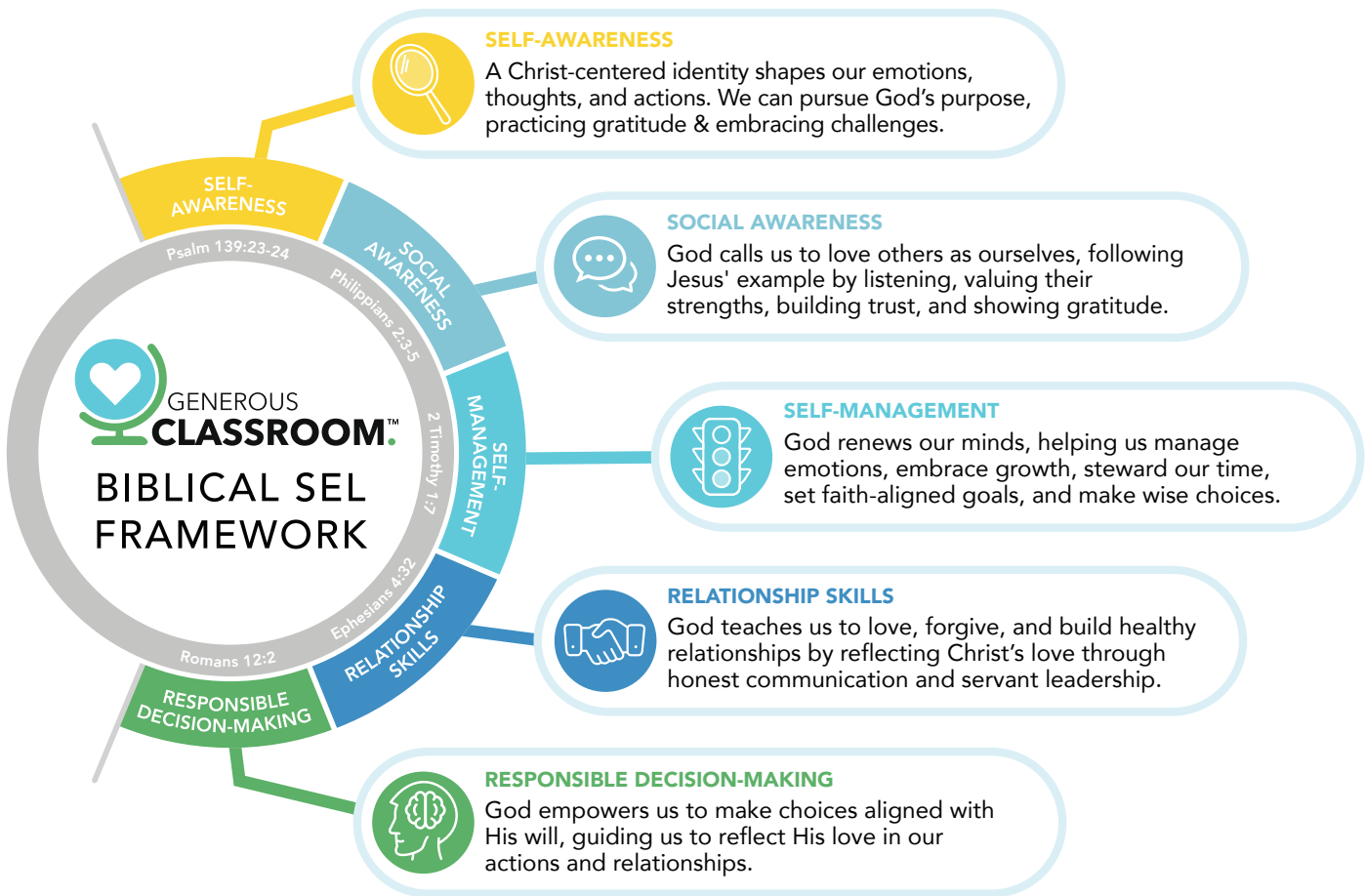


PLAY VIDEO!



WHY BIBLICAL SEL?

Students thrive academically when they are equipped to face social-emotional challenges. Biblically-based SEL empowers students to know God's love for them and choose to love others well.




GENEROUS GOD

Each grade level in our program includes a unique Generous God lesson to provide:

- An opportunity for students to hear the Gospel.
- A unique opportunity for students to understand and articulate to others how God showed us Generosity through Jesus' death and resurrection.
- An invitation for students to choose Jesus as their Lord and Savior.

God's Generosity opens the door for students to experience and unleash the transformative power of giving for a life of purpose and joy.



WHAT TEACHERS AND LEADERS ARE SAYING

“

Our culture desperately needs people who see the best in others, desire the best for others, and work to that end. Christian schools are in a position to help our families see how a real posture of generosity is the natural way to illuminate the love and character of Jesus Christ to our neighbors, and Generous Students can help our schools do just that.

— Kathryn L Wiens, Ed.D., Executive Director,
Council on Educational Standards and Accountability (CESA)

“

The Generous Classroom curriculum has been an asset for our entire school. Through collaborative learning, our students and staff have developed an increased awareness of opportunities for generosity. We've learned that it begins with our thinking and that translates into our actions and words. From sharing materials to offering encouragement, we're learning the joy of giving and the power of generosity.

— Jennilynn, Calvary Baptist Academy, Michigan

“

The Generous Students curriculum is easy to follow and impactful on students' lives. My kindergarten students enjoy each biblical trait being introduced by an animal and the intentional time to jot down their thoughts in the Gratitude Journal.

— Juleen, The Woodlands Christian Academy, Texas



“

Several teachers send home the stuffed giraffe with a new student each Friday. That weekend is that family's time to do something generous. The students take pictures, write a story, and share with their class about their generous act over the weekend. It a beautiful way to remind our families, who love being generous, to take time out to do something for someone else that weekend.”

— Oak City Academy, North Carolina



Generosity is the **ONLY** characteristic that will **challenge the entitlement** that students experience during the ages of 11-13. If children experience this during these important years, there is a **95% chance** that **they will grow to be generous adults.**

— Dr. Wayne Hammond
Flourishing Life Founding Partner and CSO

Generous Students™

THE LIVE TO GIVE TOUR



Explore Inside
Our Grade 3
Program

3RD GRADE • TEACHER GUIDE

CHRISTIAN SCHOOLS

TEACHER GUIDE OVERVIEW



TEACHER TALK

All text shown in **bold** is provided as a teacher script. While this is a guide for easy implementation, you are welcome to go off the script. We encourage you to speak authentically from your personal experience.



TOUR STOPS AT A GLANCE

- **LEARN THROUGH STORY** engages students with a powerful narrative. Narratives have the unique ability to captivate an audience, create an emotional connection between the character and readers, and tell an amazing story. In this section, students will watch an engaging film that demonstrates how God uses Generosity to impact the world.
- **INVITE GOD'S WORD** reminds students they can invite God's Word to shape their lives. Learning about God's Truth builds a solid foundation of hope and truth in students' lives. It is the ultimate guide for leading a generous and transformed life. Scriptures have been carefully selected by the team at Generous Classroom. They are intentionally connected to each of The 7 Ways with engaging activities and real-life practical applications.
- **VENTURE TOGETHER** shows students how God designed us to live and grow in community! Before stepping out individually, students will grow in their Generosity journey together. Students will participate in collaborative learning activities that create connection, communication, and deeper understanding along each stop of THE LIVE TO GIVE TOUR.
- **EXPERIENCE GENEROSITY** closes each TOUR STOP with an invitation and opportunity to independently explore the world of Generosity. Students are challenged to step out of their comfort zone and put their learning into action immediately.



START WITH GRATITUDE

At Generous Students, we believe a grateful heart is the best place to start. Each adventure begins with a written GRATITUDE JOURNAL exercise. This allows students to experience the benefits of writing down what they are thankful for while building a habit of gratitude.



EXTRA STOP

Each of The 7 Ways of Living Generously could be studied for weeks. You'll find that rich classroom discussions are hard to stop because students are so inspired! This is why we provide an option that allows you to take each TOUR STOP a little further. Each EXTRA STOP is designed to give you quick and easy ways to continue the conversation and learning — especially when your class is extra passionate about a particular way of living generously.



SEL & COMMON CORE

GENEROUS STUDENTS: THE LIVE TO GIVE TOUR aligns with Social Emotional Learning competencies and also aligns with Common Core standards. See the Lesson Extensions in the Teacher Portal for standards alignment and enrichment activities for TOUR STOPS #1-#10.



PARENT ENGAGEMENT

THE TOUR GUIDE: A VIP Pass to Generous Students™ includes take-home pages located in the Teacher Portal. This resource is ideal for connecting with parents and giving them a tool to reinforce and practice The 7 Ways of Living Generously. These pages include ideas for continuing the Generosity conversation outside of school. Partnership with parents can transform families and bring a generous heart into the home.

TEACHER GUIDE OVERVIEW

MATERIALS

The majority of this program is low to no prep, but there are some items needed throughout the lessons to create a hands-on experience for your students. You will find a section that lists all of the materials needed in each lesson.

ICON GUIDE

Look for these icons throughout the Teacher Guide for tips and transitions:



CLASS DISCUSSION /
STUDENT RESPONSE



PARTNER ACTIVITY



TEACHER MODELS



CLASS GAME/ACTIVITY



START WITH GRATITUDE!



TEACHER SHOUT OUT



DISTRIBUTE/COLLECT ITEMS



STUDENT BOOKLET



TEACHER TIP



EXTRA STOP



STUDENT ACTIVITY



TOUR STOPS AT A GLANCE

TOUR STOP #1: WHAT IS GENEROSITY?

Page 1



- **ESSENTIAL QUESTION:** How can I be generous?
- **LEARNING TARGET:** I can give, share, and show I care without expecting anything in return.
- **LEARN THROUGH STORY:** Watch *What is Generosity?* Define Generosity. Learn what it means to live generously.
- **INVITE GOD'S WORD:** Reflect on Me + Jesus = Generosity. Read and interpret John 21:25. Design a Text Message of Generosity about a miracle.
- **VENTURE TOGETHER:** Complete the Class A-Z Generosity activity.
- **EXPERIENCE GENEROSITY:** Complete a Make Today Generous commitment card.
- **GENEROUS HABIT:** Gratitude.

TOUR STOP #2: GENEROUS THOUGHTS

Page 14



- **ESSENTIAL QUESTION:** What are Generous Thoughts and how do they affect my emotions?
- **LEARNING TARGET:** I can define Generous Thoughts and can begin to recognize that my emotions are linked to my thoughts.
- **LEARN THROUGH STORY:** Watch *I Like Bowties, Not Bullying.* Discuss the emotions and qualities of a generous leader. Explore empathy.
- **INVITE GOD'S WORD:** Read Romans 12:15-17. Differentiate between the words rejoice and mourn. Complete the Do You Feel What I Feel? experience.
- **VENTURE TOGETHER:** Practice how to use the Feel-Reveal-Heal tool. Identify, communicate, and grow through learning about thoughts and feelings.
- **EXPERIENCE GENEROSITY:** Complete the I See a Friend in YOU! activity to encourage classmates with kindness, love, and positive words.
- **GENEROUS HABIT:** Empathy and compassion.

TOUR STOP #3: GENEROUS WORDS

Page 26



- **ESSENTIAL QUESTION:** What are Generous Words and how can I use them?
- **LEARNING TARGET:** I can define Generous Words and I can choose careful words over careless words.
- **LEARN THROUGH STORY:** Watch *Generous Words.* Complete the Put Yourself in Their Shoes activity. Continue learning about empathy.
- **INVITE GOD'S WORD:** Read James 3:3-5. Identify words that spark love or spark hurt.
- **VENTURE TOGETHER:** Discuss and experience the power of careless words and Generous Words.
- **EXPERIENCE GENEROSITY:** Complete the You Are! activity to encourage someone in the community with Generous Words.
- **GENEROUS HABIT:** Encouragement.

TOUR STOP #4: GENEROUS MONEY

Page 38



- **ESSENTIAL QUESTION:** What are ways that I can be generous with my money?
- **LEARNING TARGET:** I can define Generous Money and choose to give, save, or spend.
- **LEARN THROUGH STORY:** Watch *I Like Bugshells.* Estimate the cost of various elements of everyday life. Get acquainted with money and the difference between needs and wants.
- **INVITE GOD'S WORD:** Read Proverbs 3:9-10. Examine the meaning of honor, wealth, and the best part of what we produce. Complete the God's Word — What I Heard activity.
- **VENTURE TOGETHER:** Explore the options to give, save, and spend. Practice choosing each of those options in the Help a Friend: Give, Save, or Spend? activity.
- **EXPERIENCE GENEROSITY:** Read *I Like Smiles.* Consider what personal item or experience can be given up so that money can be shared with others.
- **GENEROUS HABIT:** Invest and sacrifice.



TOUR STOP #5: GENEROUS TIME

Page 49

- **ESSENTIAL QUESTION:** How can I be generous with my time when I notice an opportunity?
- **LEARNING TARGET:** I can define Generous Time and choose to help others.
- **LEARN THROUGH STORY:** Watch *I Like Bike*. Define Generous Time and persistence. Consider ways to be helpful to the people around you.
- **INVITE GOD'S WORD:** Read the parable of the Good Samaritan in Luke 10:30-37. Reflect upon the Three N's of Generous Time.
- **VENTURE TOGETHER:** Practice Generous Time in the Draw Near and Neighbor Up! activity.
- **EXPERIENCE GENEROSITY:** Give Generous Time. Share the results in the Generous Exhibition Secret Mission report.
- **GENEROUS HABIT:** Awareness and persistence.



TOUR STOP #6: GENEROUS INFLUENCE

Page 62

- **ESSENTIAL QUESTION:** How can I be a Generous Influence at any age?
- **LEARNING TARGET:** I can define Generous Influence and have a positive impact on the lives of those around me no matter how old I am.
- **LEARN THROUGH STORY:** Watch *I Like Soccer Balls*. Define Generous Influence. Reflect on your personal passions in the What Lights Me Up activity.
- **INVITE GOD'S WORD:** Read 1 Timothy 4:12. Identify opportunities to positively affect others. Design a Generous Influence graphic novel sequence.
- **VENTURE TOGETHER:** Students will experience and reflect upon a teacher-led Influence Experience.
- **EXPERIENCE GENEROSITY:** Decide upon and execute a simple, class-wide Generous Influence idea that will positively impact the school.
- **GENEROUS HABIT:** Service.



TOUR STOP #7: GENEROUS ATTENTION

Page 73

- **ESSENTIAL QUESTION:** How can I practice Generous Attention on a daily basis?
- **LEARNING TARGET:** I can define Generous Attention and choose to be fully present.
- **LEARN THROUGH STORY:** Watch the *Awareness* film. Define Generous Attention. Participate in the Quick Skits activity.
- **INVITE GOD'S WORD:** Read Philippians 2:3-4. Learn and illustrate Generous Attention in a FLASH!
- **VENTURE TOGETHER:** Connect Scripture with empathy. Practice Generous Attention in a FLASH! through interviews.
- **EXPERIENCE GENEROSITY:** Complete a Generous Attention Action Plan.
- **GENEROUS HABIT:** Respect.



TOUR STOP #8: GENEROUS BELONGINGS

Page 85

- **ESSENTIAL QUESTION:** How can I be generous with my belongings?
- **LEARNING TARGET:** I can define Generous Belongings and give or share with joy.
- **LEARN THROUGH STORY:** Watch *I Like Fast Cars*. Explore the joy shared by both the giver and receiver when belongings are shared.
- **INVITE GOD'S WORD:** Read Acts 4:32. Illustrate what it would look like if the school embraced the lifestyle of joyful sharing.
- **VENTURE TOGETHER:** Compare pros and cons of sharing belongings within real-life experiences.
- **EXPERIENCE GENEROSITY:** Choose a personal item to share and offer it to someone to enjoy for the Choose Joy challenge.
- **GENEROUS HABIT:** Contentment.



TOUR STOPS AT A GLANCE

TOUR STOP #9: GENEROUS GOD

Page 96



- **ESSENTIAL QUESTION:** How is God generous with His grace?
- **LEARNING TARGET:** I understand that God is generous through His saving grace and that I am forgiven and loved.
- **LEARN THROUGH STORY:** Read The Parable of the Lost Son and illustrate the meaning of grace.
- **INVITE GOD'S WORD:** Read John 3:16. Reflect on a personal experience of receiving God's generous grace and forgiveness.
- **VENTURE TOGETHER:** Put together a Generous God Wheel that tells the message of salvation through Jesus.
- **EXPERIENCE GENEROSITY:** Using the Generous God Wheel, share the story of God's grace and forgiveness with a family member.
- **GENEROUS HABIT:** Belief and hope.

TOUR STOP #10: WHY GENEROSITY?

Page 106



- **ESSENTIAL QUESTION:** Why should I live generously?
- **LEARNING TARGET:** I can choose a generous life because I was created by a generous God.
- **LEARN THROUGH STORY:** Watch *Students, You Can Be Generous!* Reflect on what Generosity means and why Generosity matters.
- **INVITE GOD'S WORD:** Read 2 Corinthians 9:10. Complete the Scripture to Picture activity.
- **VENTURE TOGETHER:** Create a creative travel brochure for one of The 7 Ways of Living Generously. Show why Generosity is worthwhile and why others should visit and learn more about it.
- **EXPERIENCE GENEROSITY:** Present Generosity travel brochures and celebrate the completion of **GENEROUS STUDENTS: THE LIVE TO GIVE TOUR!**
- **GENEROUS HABIT:** Gratitude and Generosity.



TOUR STOP #1

WHAT IS GENEROSITY?

OVERVIEW

ESSENTIAL QUESTION

How can I be generous?

LEARNING TARGET

I can give, share, and show I care without expecting anything in return.

GENEROSITY

To give, share, and show I care.

GENEROUS HABIT

- Gratitude.

OBJECTIVES

Students will:

- Build a habit of gratitude through writing.
- Watch the *What is Generosity?* film and discover different perspectives on Generosity.
- Define Generosity and discover that Jesus is the best example of Generosity.
- Read John 21:25 and identify examples of Jesus' Generosity.
- Design a text message reflecting what it would be like to witness Jesus' Generosity first-hand.
- Identify real-life and practical ways to demonstrate Generosity.

TEACHER PORTAL

Access the following TOUR STOP #1 materials:

- *What is Generosity?* film.
- *What is Generosity?* slide deck.
- TOUR GUIDE: A VIP Pass to Generous Students.



TOUR STOP AT A GLANCE

LESSON 1: LEARN THROUGH STORY

Define Generosity. Watch the *What is Generosity?* film. Learn what it means to live generously.

LESSON 2: INVITE GOD'S WORD

Read John 21:25. Identify examples of Jesus' Generosity. Design a text message reflecting what it would be like to witness Jesus' Generosity.

LESSON 3: VENTURE TOGETHER

Complete the Class A-Z Generosity activity.

LESSON 4: EXPERIENCE GENEROSITY

Identify real-life examples of Generosity.

UPON COMPLETION

Send the TOUR GUIDE home.





TEACHER TOUR PREPARATION

PREPARE YOUR HEART FOR THE JOURNEY AHEAD

Welcome to Generous Students! We've prayed for you and are thrilled to partner with you in raising up a new generation of students who GIVE. One of the biggest misconceptions about Generosity is that it's all about giving away money. You will quickly discover our goal and hope at Generous Students for students to understand that Generosity is based on the truth of God's Word.

Generosity is a lifestyle and encourages a heart posture of readiness and willingness to give, share, and show you care. It's about so much more than giving away money!

Before you begin, it's important to get a sense of what your students already know about Generosity. Your students may have already met the Generosity Jungle friends in **GENEROUS STUDENTS: THE ADVENTURE STARTS WITH ME!** Jasper G the Generosity Giraffe and his fun animal friends taught them about The 7 Ways — including the Generosity Cheer. Whether they've been part of the program before or this is their first time experiencing Generous Students, **TOUR STOP #1** sets the stage for the rest of the tour.

As you begin your discussion around the meaning of Generosity, keep in mind that student perspectives and backgrounds will vary based on their family culture, life experiences, and exposure. If students don't know The 7 Ways of Living Generously yet, they will still be able to make personal connections when they learn about Generous Thoughts, Words, Time, Attention, Influence, Money, and Belongings. Be sure to draw their attention to these connections and highlight the moments when they demonstrate The 7 Ways in class without even realizing it!

Jot down a couple of words that come to mind when you think about the question you are about to ask your students: What is Generosity?

In this opening **TOUR STOP**, students are introduced to the most simple, clear, and meaningful example of Generosity — Jesus. It's that simple. When we look at the life of Jesus, the way He lived, and the way He interacted with others, we begin to truly understand what it means to live generously.

What captivates you the most about Jesus and His generous life on Earth?

Our hearts overflow with gratitude when we think about Jesus' life and love for us. That gratitude propels us toward a life of generous living. Throughout the Generous Students program, students will have the opportunity to build a habit and attitude of gratitude. Every lesson begins with **START WITH GRATITUDE**. Students will turn to the **GRATITUDE JOURNAL** at the end of their student booklet and write or draw three things they're grateful for.

Each **TOUR STOP** highlights a Generous Habit that students will begin to learn about and apply. While heart change is the ultimate goal here, these habits provide an observable behavior that students can regularly and repeatedly practice.

TEACHER TOUR PREPARATION (CONTINUED)

PREPARE YOUR HEART FOR THE JOURNEY AHEAD

We encourage you to emphasize these Generous Habits as you move through the program. The first Generous Habit we will focus on is Gratitude. We encourage you to fill your classroom with gratitude as often as possible! The benefits and joy of practicing gratitude are well worth the effort!

When you teach from a heart and mindset absolutely captivated by God's Generosity, we believe THE LIVE TO GIVE TOUR will be life-changing for you as well as your students. Hold on to that amazing love as you begin this classroom-transforming experience!

Here are some things you can look forward to in TOUR STOP #1: WHAT IS GENEROSITY?

- Students will get creative as they imagine what it would be like to be an eyewitness to Jesus' Generosity. They will develop a text message chat about what that encounter would have felt like.
- Your class will work together to identify real-life and practical ways to show Generosity with the A-Z Generosity project.
- Finally, students will be charged to Make Today Generous! by committing to doing something generous and reporting back the following day.

We're not wasting any time — your students will put Generosity into action immediately!

The authenticity of Jesus' Generosity made people uncomfortable. We're okay with students feeling a little discomfort as they step into the unique purpose of Generosity that God has for each of them.

May you be blessed and amazed as you guide your students on this life-changing LIVE TO GIVE TOUR!

No page in the student booklet for this lesson.

LESSON 1

LEARN THROUGH STORY



INTRODUCTION & START WITH GRATITUDE



Teacher Talk is in bold text throughout the TOUR STOP.

★ LESSON PREPARATION

- Pass out student booklets and allow students to look through them.
- Access the *What is Generosity?* film.

INTRODUCTION

WELCOME!

Have you ever taken a tour? Maybe you've toured a historical landmark like the Statue of Liberty or a national park. Maybe you've toured a new school or had the opportunity to take a behind-the-scenes tour at an amusement park. Odds are, you had a tour guide to help you navigate and learn along the way.

You are invited to join THE LIVE TO GIVE TOUR, where we'll discover the wonder of giving, sharing, and caring.

The tour you are about to take is all about Generosity! We will be making 10 amazing stops that reveal The 7 Ways of Living Generously and more. Each small act of Generosity you share has the power to make a big difference in someone's life — from helping a friend with their homework to sharing a simple smile with a classmate.

We'll learn that Generosity isn't just about giving away money or stuff. It's about giving with our thoughts, words, money, time, attention, influence, and belongings.

I will be your guide as our class steps inside the world of Generosity. It's a world that will transform your life and empower you to give, share, and show you care — each and every day. We will start each TOUR STOP by shifting into a grateful mindset. Gratitude will accompany us each step of the way. So let's get started!

GRATITUDE JOURNAL

When it comes to Generosity, a grateful heart is the best place to begin. Each time we make a stop on THE LIVE TO GIVE TOUR, we'll START WITH GRATITUDE by thinking of something or someone we are thankful for.




Model how to complete the GRATITUDE JOURNAL with a personal entry.

Now it's your turn!

Who or what is something that you feel you couldn't live without?

Who makes you feel known, loved, and important?

What blessings has God put in your life that make you want to say, "Thank You"?



LESSON 1 (CONTINUED)

LEARN THROUGH STORY

INTRODUCTION & START WITH GRATITUDE

Studies show people who choose to think about what they're thankful for and tell others about it are healthier and happier. Gratitude is worth it, so let's make it a habit!



Direct students to complete their first GRATITUDE JOURNAL entry on the next available page in the back of their student booklet.

WHAT IS GENEROSITY?



Write this question on the board: WHAT IS GENEROSITY?

After allowing students time to think about what Generosity means to them, invite them to open their student booklets to page 3. Give students time to draw, write, and get their thoughts in their journals without a lot of prompting. This will allow you to get a clear picture of what Generosity means to each student at the outset of the Generous Students program.



- Have students share the short words or phrases they came up with.
- Write their responses on the board.
- If possible, use chart paper that can be saved and brought out at the end of the program!

It's amazing that there are so many great ways to describe what Generosity means in just one classroom! Let's see what some other perspectives are as we watch our first Generous Students film.



Play the *What is Generosity?* film.

Whenever we talk about Generosity on THE LIVE TO GIVE TOUR, we'll use the following definition:

Generosity: To give, share, and show you care.


1. Who is one of the most generous people in your life?
2. In the film, Drew asks each person what they are thankful for and they all had incredible answers. What is something that you are thankful for today?
3. Drew mentioned The 7 Ways of Living Generously in the film. Which of The 7 Ways are you most curious about after watching this film?



START WITH GRATITUDE!

Play calming music for students to listen to during gratitude time.

Have them complete their GRATITUDE JOURNAL by writing down three things they are grateful for.



LESSON 2 INVITE GOD'S WORD



SCRIPTURE CONNECTION



START WITH GRATITUDE!

Play calming music for students to listen to during gratitude time.

Have them complete their GRATITUDE JOURNAL by writing down three things they are grateful for.

★ LESSON PREPARATION

No preparation required.



START WITH GRATITUDE!

JOHN 2:25



Instruct students to look at the equation on page 4 and work with a partner to discuss the meaning of it. Allow time for students to write what they believe this equation means before moving forward.

Me + Jesus = Generosity is a great way to think about Generosity! Consider what world-changing things you can do when YOU choose to be generous and follow Jesus' lead. Let's break this equation down.

When we say — me — we are talking about ourselves as individuals along with our personal thoughts, feelings, and actions. Each one of us has the power to make different choices and decide how we want to live our lives.

When we say — Jesus — we are talking about Jesus' teachings and the generous way that He lived His life. He was a very special Person — God's one and only Son! He taught us all about compassion and giving.

When we say — Generosity — we are talking about turning our backs on being selfish and living with open-handed, big-hearted abundance. We can give and share what we have with others. This shows those around us how much we care about them!

So when we put Me + Jesus = Generosity all together — it means that by obeying Jesus' teachings and letting His love and kindness shine through us, we can become more generous. When we ask Jesus to change our hearts and we use Him as our guide and inspiration, we can find true joy in giving and being generous.

Me + Jesus = Generosity is a very meaningful equation. Looking at the life of Jesus gives us a glimpse into some radical and amazing examples of Generosity. Jesus was so generous sometimes it made people uncomfortable! He gave away so much of His life caring for others. And He expected His followers to do the same! Sometimes being generous stretches us!

In the New Testament, where we read and learn about Jesus' life on Earth, John writes:



LESSON 2 (CONTINUED)

INVITE GOD'S WORD

SCRIPTURE CONNECTION

Jesus did many other things as well. If every one of them were written down, I suppose that even the whole world would not have room for the books that would be written.

— John 21:25

John finishes this chapter by letting us know that Jesus did so many things we can learn from — healing people, sharing the truth, sacrificing His time and energy for others — that the world couldn't contain all the books that would be written about Him, even if someone tried!

Can you imagine being that kind and generous?

As we explore Jesus' life and what the Bible says about Him, we can understand how Jesus embodies Generosity. We can learn from Him and follow His lead.

If you want to find out about something that has happened, how do you go about getting answers?

You might quickly search on your computer or send a text message to a friend. You might call or video chat with someone. Or you might talk to someone face-to-face and ask them questions about what happened.

When Jesus was living on Earth, there was a lot of excitement around His Generosity. People were eager to share the news about His amazing work, but it wasn't as easy to share and receive information as it is today.

A TEXT MESSAGE OF GENEROSITY

We're going to imagine that the people around Jesus had smartphones.

What kind of messages do you think they would have texted each other when they witnessed His Generosity?

Choose a story from the list provided, then read the story in your Bible.

Once you fully understand what happened in the story, imagine that you were among the people who were actually there. Imagine what you would want to tell your friends about Jesus' Generosity.

Fill out the text message chat in your student booklet from the perspective of that eyewitness. See how fast the message of Generosity could have spread!

LESSON 2 (CONTINUED)

INVITE GOD'S WORD

SCRIPTURE CONNECTION



REFLECT & RESPOND

Close your eyes and take a moment to reflect on what we have learned so far. Think about ways you can be generous today and in the future. When you're ready, open your eyes. Let's continue to spread kindness and Generosity to those around us.



PAUSE & PRAY

Dear Jesus, thank You for being our Generosity role model. You have shown us how to love and care for others without expecting anything in return. Help us to understand the importance of being kind and giving. We want to be like You. Amen.



Direct students to page 5 in the student booklet to complete the page titled A Text Message of Generosity.

STORIES OF JESUS' GENEROSITY

- Jesus heals a man with leprosy. (Matthew 8:1-4)
- Jesus calms the storm. (Matthew 8:23-27)
- Jesus heals a paralyzed man. (Matthew 9:1-7)
- Jesus heals in response to faith. (Matthew 9:18-26)
- Jesus feeds the 5,000. (Matthew 14:13-21)
- Jesus walks on water. (Matthew 14:22-33)
- Jesus heals a deaf man. (Mark 7:31-37)
- Jesus heals a man born blind. (John 9:1-12)
- Jesus invites the children to come to Him. (Luke 18:16)
- Jesus raises Jairus' daughter from the grave. (Mark 5:34)



LESSON 1

LEARN THROUGH STORY

INTRODUCTION & START WITH GRATITUDE

WELCOME!

Have you ever taken a tour? Maybe you've toured a historical landmark like the Statue of Liberty or a national park. Maybe you've toured a new school or had the opportunity to take a behind-the-scenes tour at an amusement park. Odds are, you had a tour guide to help you navigate and learn along the way.

You are invited to join THE LIVE TO GIVE TOUR, where we'll discover the wonder of giving, sharing, and caring.

The tour you are about to take is all about Generosity! We will be making 10 amazing stops that reveal The 7 Ways of Living Generously and more. Each small act of Generosity you share has the power to make a big difference in someone's life — from helping a friend with their homework to sharing a simple smile with a classmate.

We'll learn that Generosity isn't just about giving away money or stuff — it's about giving with our thoughts, words, money, time, attention, influence, and belongings.




LESSON 1

LEARN THROUGH STORY

INTRODUCTION & START WITH GRATITUDE

Use the space below to answer the following question in your own personal and unique way: **What is Generosity?**



LESSON 2

INVITE GOD'S WORD

SCRIPTURE CONNECTION

Me + Jesus = Generosity

Jesus did many other things as well. If every one of them were written down, I suppose that even the whole world would not have room for the books that would be written.

— John 21:25

What I Heard



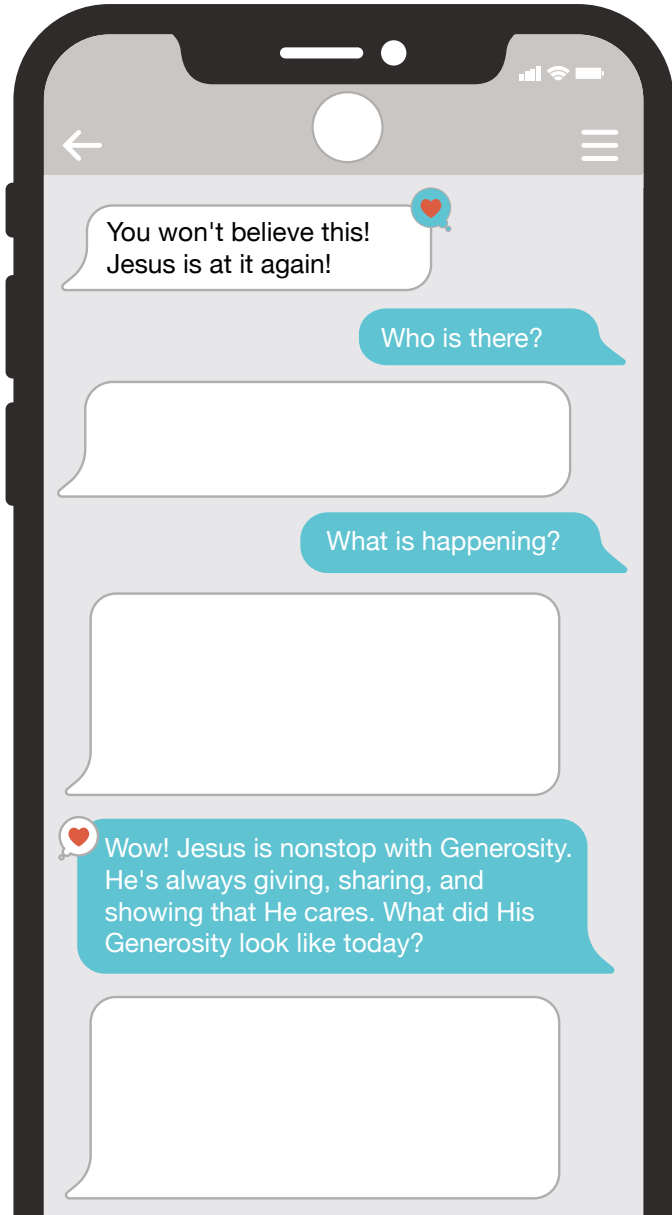
LESSON 2

INVITE GOD'S WORD

SCRIPTURE CONNECTION

A TEXT MESSAGE OF GENEROSITY

Read a story about Jesus' Generosity. Then fill in the blank text messages.





TOUR STOP #1: WHAT IS GENEROSITY?



Welcome to Generous Students! Your student has joined THE LIVE TO GIVE TOUR to learn about the world of Generosity. After each TOUR STOP, you'll receive this TOUR GUIDE — to share what was taught and let you know how you can join in the life-changing journey of Generosity at home! Visit generousclassroom.com for more information!



Generous Learning: A Glimpse Into the Tour

- A grateful heart is the best place to start, so we started a new habit of writing in a personal gratitude journal.
- We defined Generosity and identified real-life examples of everyday Generosity.
- We wrote text messages of Generosity about the miracles of Jesus.



Generous Stories: Real-Life Stories of Generosity!

- We heard from everyday people about the significance of gratitude and Generosity.
- We examined others' perspectives about what Generosity means.

Ask your Generous Student about our film *What is Generosity?* and watch it as a family.



Generous Conversations: Family Discussion Starters

- What is Generosity?
- Can you think of a time when someone was generous to you? How did it make you feel?
- If you had a magic wand and could make the world a more generous place, what would you do?
- How did Jesus live out Generosity? What can we learn from Him?



Generous Home: Bring Generosity home with these ideas!

- Begin using the word — Generosity — in your family's daily conversations. You'll find that almost everything can be connected to The 7 Ways!
- Set a specific challenge for family members to perform acts of Generosity for others in your home and community. Examples: Leave a kind note for a family member, help a neighbor carry groceries into their house, write a greeting or thank-you card to someone, or simply smile and wave at your neighbors.



Generous Wisdom

John 21:25 — *Jesus did many other things as well. If every one of them were written down, I suppose that even the whole world would not have room for the books that would be written.*

Jesus is the perfect example of Generosity and sharing His life with others! We can learn from Him and follow His lead!



Learn more about Generous Classroom™ at
generousclassroom.com

Get inspiration, free downloads, and supplemental ideas by following us on social media @GenerousClassroom.

Generous Students™

THE LIVE TO GIVE TOUR



Explore Inside
Our Grade 4
Program

4TH GRADE • TEACHER GUIDE

CHRISTIAN SCHOOLS

TEACHER GUIDE OVERVIEW



TEACHER TALK

All text shown in **bold** is provided as a teacher script. While this is a guide for easy implementation, you are welcome to go off the script. We encourage you to speak authentically from your personal experience.



TOUR STOPS AT A GLANCE

- **LEARN THROUGH STORY** engages students with a powerful narrative. Narratives have the unique ability to captivate an audience, create an emotional connection between the character and readers, and tell an amazing story. In this section, students will watch an engaging film that demonstrates how God uses Generosity to impact the world.
- **INVITE GOD'S WORD** reminds students they can invite God's Word to shape their lives. Learning about God's Truth builds a solid foundation of hope and truth in students' lives. It is the ultimate guide for leading a generous and transformed life. Scriptures have been carefully selected by the team at Generous Classroom. They are intentionally connected to each of The 7 Ways with engaging activities and real-life practical applications.
- **VENTURE TOGETHER** shows students how God designed us to live and grow in community! Before stepping out individually, students will grow in their Generosity journey together. Students will participate in collaborative learning activities that create connection, communication, and deeper understanding along each stop of THE LIVE TO GIVE TOUR.
- **EXPERIENCE GENEROSITY** closes each TOUR STOP with an invitation and opportunity to independently explore the world of Generosity. Students are challenged to step out of their comfort zone and put their learning into action immediately.



START WITH GRATITUDE

At Generous Students, we believe a grateful heart is the best place to start. Each adventure begins with a written GRATITUDE JOURNAL exercise. This allows students to experience the benefits of writing down what they are thankful for while building a habit of gratitude.



EXTRA STOP

Each of The 7 Ways of Living Generously could be studied for weeks. You'll find that rich classroom discussions are hard to stop because students are so inspired! This is why we provide an option that allows you to take each TOUR STOP a little further. Each EXTRA STOP is designed to give you quick and easy ways to continue the conversation and learning — especially when your class is extra passionate about a particular way of living generously.



SEL & COMMON CORE

GENEROUS STUDENTS: THE LIVE TO GIVE TOUR aligns with Social Emotional Learning competencies and also aligns with Common Core standards. See the Lesson Extensions in the Teacher Portal for standards alignment and enrichment activities for TOUR STOPS #1-#10.



PARENT ENGAGEMENT

THE TOUR GUIDE: A VIP Pass to Generous Students™ includes take-home pages located in the Teacher Portal. This resource is ideal for connecting with parents and giving them a tool to reinforce and practice The 7 Ways of Living Generously. These pages include ideas for continuing the Generosity conversation outside of school. Partnership with parents can transform families and bring a generous heart into the home.

TEACHER GUIDE OVERVIEW

MATERIALS

The majority of this program is low to no prep, but there are some items needed throughout the lessons to create a hands-on experience for your students. You will find a section that lists all of the materials needed in each lesson.

ICON GUIDE

Look for these icons throughout the Teacher Guide for tips and transitions:



CLASS DISCUSSION /
STUDENT RESPONSE



PARTNER ACTIVITY



TEACHER MODELS



CLASS GAME/ACTIVITY



START WITH GRATITUDE!



TEACHER SHOUT OUT



DISTRIBUTE/COLLECT ITEMS



STUDENT BOOKLET



TEACHER TIP



EXTRA STOP



STUDENT ACTIVITY



TOUR STOPS AT A GLANCE

TOUR STOP #1: WHAT IS GENEROSITY?

Page 1



- **ESSENTIAL QUESTION:** How can I be generous?
- **LEARNING TARGET:** I can give, share, and show I care without expecting anything in return.
- **LEARN THROUGH STORY:** Go on a Generous Quest to find out what classmates know about Generosity. Watch and discuss the film *What is Generosity?* Define Generosity.
- **INVITE GOD'S WORD:** Read and interpret Ephesians 3:20-21. Complete a personal Immeasurable Generosity reflection.
- **VENTURE TOGETHER:** Work in Wild Dream Teams to identify big opportunities for Generosity around the campus.
- **EXPERIENCE GENEROSITY:** Choose one of the ideas to execute together as a class and immediately experience how to give, share, and show care for others.
- **GENEROUS HABIT:** Gratitude.

TOUR STOP #2: GENEROUS THOUGHTS

Page 12



- **ESSENTIAL QUESTION:** What are Generous Thoughts and how can they help guide my mindset?
- **LEARNING TARGET:** I can define Generous Thoughts and use them to choose a growth mindset.
- **LEARN THROUGH STORY:** Watch *I Like Bike.* and discuss how fear and hesitation can get in the way of Generosity. Complete the Hold Back Feedback activity to address the mom's hesitations/fears and the Consider Your Thoughts activity to address personal hesitations/fears.
- **INVITE GOD'S WORD:** Read 2 Timothy 1:7 and reflect on how a sound mind without a spirit of fear results in a generous growth mindset. Read Bible verses that speak directly to common fears and identify Bible verses that can help replace personal fears with truth and possibility.
- **VENTURE TOGETHER:** Reflect on how the Holy Spirit nudges our hearts to be generous. Work with partners to develop a persuasive pep talk — helping students step out of their comfort zone and choose sound mind possibilities over fearful falsehoods.
- **EXPERIENCE GENEROSITY:** Recognize a recent nudge to be generous and complete the Generosity Is Worth It! questionnaire. Write a personal pep talk, then turn the nudge into action.
- **GENEROUS HABIT:** Empathy.

TOUR STOP #3: GENEROUS WORDS

Page 22



- **ESSENTIAL QUESTION:** What are Generous Words and how can I use them to build relationships?
- **LEARNING TARGET:** I can define Generous Words and use them to build healthy relationships.
- **LEARN THROUGH STORY:** Watch the *Generous Words* film and discuss why people use Generous Words and/or words that tear others down. Write Generous Words to someone.
- **INVITE GOD'S WORD:** Read Ephesians 4:29, 31-32 and identify Paul's do's and don'ts for the way we speak to others. Work in groups for Forgive Me in Three! Skits.
- **VENTURE TOGETHER:** Work in small groups to experience the words "I'm sorry" and "I forgive you" in the Builder/Bulldozer activity, reflecting on passages from Ephesians in a journal entry.
- **EXPERIENCE GENEROSITY:** Whole-class Generosity experience with Generous Words Blast at school.
- **GENEROUS HABIT:** Encouragement.



TOUR STOP #4: GENEROUS MONEY

Page 34

- **ESSENTIAL QUESTION:** How can I be generous with my money?
- **LEARNING TARGET:** I can define what Generous Money is and choose to give with joy.
- **LEARN THROUGH STORY:** Watch *I Like Car.* Do What-If Walkabouts activity. Discuss joyful and challenging giving.
- **INVITE GOD'S WORD:** Analyze photos. Discuss and evaluate Proverbs 11:24-25. Create an advertisement for Refreshing Generosity.



TOUR STOP #4: GENEROUS MONEY (CONTINUED)

Page 34

- **VENTURE TOGETHER:** Participate in a debate on Team Hold-On or Team Give-It-Away. Complete Generous Money Debate Plan and Reflection.
- **EXPERIENCE GENEROSITY:** Conduct an interview with a personal friend or family member to discuss Generous Money.
- **GENEROUS HABIT:** Invest and sacrifice.

TOUR STOP #5: GENEROUS TIME

Page 49



- **ESSENTIAL QUESTION:** How does time management allow me to be generous?
- **LEARNING TARGET:** I can define Generous Time and start to balance my time so that I can serve others.
- **LEARN THROUGH STORY:** Complete the What Time is It? Activity to identify the people who give their time to support, help, and meet students' daily needs. Watch *I Like Being 98*. Fill out Evelyn's Words of Wisdom page and discuss.
- **INVITE GOD'S WORD:** Read Colosians 4:5 and 3:23. Begin a conversation about valuing time with time management and Generosity. Complete Prime Time or Time Crime? group activity and personal reflection.
- **VENTURE TOGETHER:** Complete PRO To Grow activity to experience tools for balancing time: diligence, being proactive, setting priorities, making sacrifices, developing a to-do list, and delayed gratification.
- **EXPERIENCE GENEROSITY:** Apply time management skills and arrange a personal weekly schedule that includes Generous Time goals on the Use My Time With Others in Mind! weekly calendar.
- **GENEROUS HABIT:** Awareness and persistence.

TOUR STOP #6: GENEROUS INFLUENCE

Page 63



- **ESSENTIAL QUESTION:** How can I be a generous influence to those around me?
- **LEARNING TARGET:** I can define Generous Influence and choose to respond to opportunities for Generosity, while setting an example that motivates and inspires others.
- **LEARN THROUGH STORY:** Reflect on personal experience with Generous Influence, Unpack the meaning of motivation and inspiration, Watch *I Like Teachers* and observe/discuss the power of a Generous Influence Ripple Effect. Invitation to "Be the reason why others give Generosity a try."
- **INVITE GOD'S WORD:** Read Matthew 5:16 NIV and sketch a personal interpretation of this verse. Invitation to "Be the reason why others give God a try."
- **VENTURE TOGETHER:** Reflect on *I Like Teachers*, analyze the cause and effect of Generous Influence to complete a Ripple Effect Puzzle.
- **EXPERIENCE GENEROSITY:** Identify specific choices that can affect others in various places around the school campus, then choose one and take the lead with a Generous Influence.
- **GENEROUS HABIT:** Service.

TOUR STOP #7: GENEROUS ATTENTION

Page 75



- **ESSENTIAL QUESTION:** How do I give Generous Attention to those around me?
- **LEARNING TARGET:** I can define Generous Attention and identify opportunities to be fully present.
- **LEARN THROUGH STORY:** Watch Honor One Another. Define Generous Attention. Discuss the word honor and complete the Generous Attention Around Town activity to take a deeper look at the way we can honor those in our community.
- **INVITE GOD'S WORD:** Read Romans 12:10 and discuss the importance of the words honor and respect. Rewrite the verse using the synonyms in the God's Word-What I Heard activity.
- **VENTURE TOGETHER:** Collaborate with a classmate to create a skit to learn how to honor those in the community in the Honor Me In Three activity.
- **EXPERIENCE GENEROSITY:** Discuss ways to honor the school community with Generous Attention in the Honor One Another Classroom Unity Activity.
- **GENEROUS HABIT:** Honor.



TOUR STOPS AT A GLANCE

TOUR STOP #8: GENEROUS BELONGINGS

Page 87



- **ESSENTIAL QUESTION:** How can I identify an opportunity to give and share my belongings?
- **LEARNING TARGET:** I can define Generous Belongings and identify an opportunity to give or share without being asked.
- **LEARN THROUGH STORY:** Watch *I Like Soccer Balls*, Complete Generosity: The Way We Roll! outline to reflect on powerful quotes from the film about Generosity.
- **INVITE GOD'S WORD:** Read Proverbs 3:28 and design a graphic novel sequence that illustrates the Proverb in Give or Wait? Activity.
- **VENTURE TOGETHER:** Rewatch *I Like Soccer Balls* and look for other opportunities to give and share belongings in Noticing a Need activity, Reflect on Four Generous Thoughts Behind Generous Belongings.
- **EXPERIENCE GENEROSITY:** Use What Can I Give? activity to give students practice in identifying ways they can give and share in everyday situations. Introduce Give it Up Challenge and empower students to give and share ASAP.
- **GENEROUS HABIT:** Contentment.

TOUR STOP #9: GENEROUS GOD

Page 99




- **ESSENTIAL QUESTION:** How is God generous with His grace?
- **LEARNING TARGET:** I understand that God is generous through His saving grace and that I am forgiven and loved.
- **LEARN THROUGH STORY:** Read The Parable of the Lost Sheep and complete a Story Map. Personalize the scripture in the Lost and Found activity, and write a prayer of thanksgiving to God.
- **INVITE GOD'S WORD:** Read John 3:16. Reflect on a personal experience of receiving God's generous grace and forgiveness.
- **VENTURE TOGETHER:** Design a Generous God Wordless Bookmark that tells the message of salvation through Jesus.
- **EXPERIENCE GENEROSITY:** Using the Generous God Bookmark, share the story of God's grace and forgiveness with a family member.
- **GENEROUS HABIT:** Belief and hope.

TOUR STOP #10: WHY GENEROSITY?

Page 109



- **ESSENTIAL QUESTION:** Why should I live generously?
- **LEARNING TARGET:** I can choose a generous life because I was created by a generous God.
- **LEARN THROUGH STORY:** Watch *Students, You Can Be Generous!* Reflect on what Generosity means and why Generosity matters.
- **INVITE GOD'S WORD:** Read 2 Corinthians 9:10. Complete the Scripture to Picture activity.
- **VENTURE TOGETHER:** Create a Join the Tour! Commercial for The LIVE TO GIVE TOUR and The 7 Ways of Living Generously. Show why Generosity is worthwhile and why others should come along and learn more about it.
- **EXPERIENCE GENEROSITY:** Present Join the Tour! commercials and celebrate the completion of GENEROUS STUDENTS: THE LIVE TO GIVE TOUR!
- **GENEROUS HABIT:** Gratitude and Generosity.



LESSON 3 VENTURE TOGETHER



DEEPER LEARNING IN COMMUNITY



START WITH GRATITUDE!

Play calming music for students to listen to during gratitude time.

Have them complete their GRATITUDE JOURNAL by writing down three things they are grateful for.

★ LESSON PREPARATION

No preparation required.



START WITH GRATITUDE!

We recently imagined what God can do with our Generosity, when we open our hearts and lives to His power. Here's another version of our verse from *The Message*:

God can do anything, you know — far more than you could ever imagine or guess or request in your wildest dreams! He does it not by pushing us around but by working within us, his Spirit deeply and gently within us. Glory to God in the church! Glory to God in the Messiah, in Jesus! Glory down all the generations! Glory through all millennia! Oh, yes!

— Ephesians 3:20-21 (MSG)

As a class, we've begun an adventure of sharing our lives with others. We will experience Generosity together in powerful ways. Now that you've done some dreaming about God's power of Generosity in your own life, we're going to do some wild dreaming together. Today, we're going to imagine how God can use our class to put Generosity on display at our school. Keep in mind that whatever wild dreams we come up with are not even close to what God is able to do!

WILD DREAM TEAMS



- Divide the class into small groups called Wild Dream Teams.



- Assign each group a unique part or group of people within the school. Students can write down their assignment on page 7 in the student booklet.



- Give teams 10 minutes to imagine, dream, and think of ways for the class to collaborate as they give, share, and show they care on campus.



- Have them jot down their ideas on page 7 in the student booklet as they discuss possibilities.



- After their teams have had enough time to identify 3-5 wild dreams, have each group come to the front of the class to share their ideas.

LESSON 3 (CONTINUED)

VENTURE TOGETHER

DEEPER LEARNING IN COMMUNITY



Grouping ideas for the Wild Dream Teams:

- Individual grade levels.
- Teachers and staff.
- Office.
- Parent Association.
- Pastors (if connected to a church).
- Campus buildings and facilities.
- Parking lot.
- Administration.
- Students in older/younger grades.
- Lunch tables.
- Instructional aides and/or outdoor aides.



If possible, keep these wild dreams posted and visible for your students as you progress through the program. Once you've completed TOUR STOP #10, review them as a class and find any areas where God's power was indeed used for His glory!

No page in the student booklet for this lesson.

LESSON 4 EXPERIENCE GENEROSITY



LIVE IT OUT



START WITH GRATITUDE!

Play calming music for students to listen to during gratitude time.

Have them complete their GRATITUDE JOURNAL by writing down three things they are grateful for.



TEACHER TIP

Before this lesson, review all of the Wild Dream Team ideas from the prior lesson. Identify a couple of ideas that could be executed realistically. You might need to take the wildness out so that it's practical and manageable, and that's OK!

★ LESSON PREPARATION

- Have the TOUR GUIDE ready to be sent home.



START WITH GRATITUDE!

On THE LIVE TO GIVE TOUR, we're not just going to learn what the Bible says about Generosity or work together to come up with generous ideas. We're going to live this out and experience Generosity in action!



Lead the class through a discussion about what they can do as a class to give, share, and show they care at school. This can be as simple as cleaning up the blacktop after lunch or visiting the office to say "thank you." It can also be a project that takes a little extra time to execute — teacher preference!

Once your students experience this Generosity in Action opportunity, hold a brief class discussion to allow for reflection. Students might feel uncomfortable if this is a new experience for them. Other students may be inspired and ready to check off everything from their Wild Dream Team list!

Notice how your students respond so you can encourage them and pray for them as the TOUR continues.




Send home the TOUR GUIDE for TOUR STOP #1: WHAT IS GENEROSITY? This can be accessed in the Teacher Portal.



TOUR STOP TRAVEL LOG

At the end of every TOUR STOP, students have the opportunity to log what they've learned. If time allows, direct students to complete this on page 8.



THE LIVE TO GIVE TOUR



WHAT IS GENEROSITY?

GENEROUS INFLUENCE



GENEROUS THOUGHTS

GENEROUS ATTENTION



GENEROUS WORDS

GENEROUS BELONGINGS



GENEROUS MONEY

GENEROUS GOD



GENEROUS TIME

WHY GENEROSITY?



FROM THE CREATORS OF I LIKE GIVING



Generous Students™ is filled with engaging films, tools for building habits of gratitude, rich stories, challenging reflections, and immediate opportunities to put The 7 Ways of Living Generously into practice.

Generous Students™ was created by the organization I Like Giving. I Like Giving exists to inspire the world to live generously. To learn more visit ilikegiving.com.





LESSON 3

VENTURE TOGETHER

DEEPER LEARNING IN COMMUNITY

WILD DREAM TEAMS

*God can do anything, you know — far more than you could ever imagine or guess or request in your **wildest dreams!** He does it not by pushing us around but by working within us, his Spirit deeply and gently within us. Glory to God in the church! Glory to God in the Messiah, in Jesus! Glory down all the generations! Glory through all millennia! Oh, yes!*

— Ephesians 3:20-21 (MSG)

Our Team's Assignment:

Our Wildest Generosity Dreams:

TOUR STOP #1

WHAT IS GENEROSITY?



TRAVEL LOG

I learned:

I will remember:

Generosity =





MY GRATITUDE JOURNAL

This section of your booklet will be used at the beginning of each lesson. Turn to the next blank page and share your gratitude!

GRATITUDE JOURNAL

TODAY'S DATE

Write or draw three specific things you're thankful for today.



Generous Students™


THE LIVE TO GIVE TOUR



Explore Inside
Our Grade 5
Program

4TH GRADE • TEACHER GUIDE

CHRISTIAN SCHOOLS



Generous Students™

THE LIVE TO GIVE TOUR

GENEROUS STUDENTS™: THE LIVE TO GIVE TOUR!

Copyright © 2023 by I Like Giving®

Written by: Dana Brady, Laura Formsma, Megan Shahabi, Christie Tallant, Kierstin Toth, Stacey Ziegler

Edited by: Susanna Aughtmon & Jack Aughtmon

Design: Chelcea Cummings & Tawney Kuhn

Unless otherwise noted, Scripture quotations are taken from the Holy Bible, New International Version®, NIV®. Copyright © 1973, 1978, 1984, 2011 by Biblica, Inc.™ Used by permission of Zondervan. All rights reserved worldwide. www.zondervan.com. The “NIV” and “New International Version” are trademarks registered in the United States Patent and Trademark Office by Biblica, Inc.™

Scripture quotations marked ICB are taken from the International Children’s Bible®. Copyright © 1986, 1988, 1999, 2015 by Thomas Nelson. Used by permission. All rights reserved.

Scripture quotations marked MSG are taken from THE MESSAGE, copyright © 1993, 2002, 2018 by Eugene H. Peterson. Used by permission of NavPress. All rights reserved. Represented by Tyndale House Publishers, a Division of Tyndale House Ministries.

Scripture quotations marked NLT are taken from the Holy Bible, New Living Translation, copyright ©1996, 2004, 2015 by Tyndale House Foundation. Used by permission of Tyndale House Publishers, Carol Stream, Illinois 60188. All rights reserved.

Scripture quotations are from the ESV® Bible (The Holy Bible, English Standard Version®), © 2001 by Crossway, a publishing ministry of Good News Publishers. Used by permission. All rights reserved. The ESV text may not be quoted in any publication made available to the public by a Creative Commons license. The ESV may not be translated in whole or in part into any other language.

Scripture taken from the New King James Version®. Copyright © 1982 by Thomas Nelson. Used by permission. All rights reserved.

All rights reserved. No part of this book may be reproduced or transmitted in any form or by any means, electronic or mechanical, including photocopying and recording, or by information storage or retrieval system, without permission in writing from I Like Giving.®

Copyright © 2023 by I Like Giving®

Printed in the United States of America 2023

Generous Students™ are — joyful, purposeful, kind, grateful world-changers!

Dear Teacher/Facilitator,

Welcome to Generous Students! This program is designed to transform the culture of your classroom by building hearts of Generosity in your students and providing practical tools for living a generous life.

Using The 7 Ways of Living Generously framework, you will discover a new language and approach that can be integrated into the daily rhythm of your classroom. Generous Students will impact discipleship, classroom management, and relationship building in a positive way.

Generous Students is designed by Christian educators for Christian educators. Our goal is to provide the perfect blend of biblically based Social Emotional Learning (SEL), Christian character development, and high-quality learning materials. This program will enhance your Bible curriculum and support your school's core values.

Generous Students establishes clear expectations and standards for the way students treat one another while inviting parents/guardians to be part of the learning experience.

Generous Students will build a connected culture in your classroom. Students use their Generous Thoughts, Words, Time, Attention, Influence, Money, and Belongings to see and love others well. Our hope is that your classroom culture will shift and be transformed into an authentic community of Generosity. And we believe that you will be transformed as well!

Thank you for partnering with us to train up the next generation of givers! If you need support, please email our school partnership team at teachersupport@generousclassroom.com.

We're excited to have you with us on this tour. We're deeply grateful for your partnership.

— THE GENEROUS CLASSROOM TEAM

TEACHER GUIDE OVERVIEW



TEACHER TALK

All text shown in **bold** is provided as a teacher script. While this is a guide for easy implementation, you are welcome to go off the script. We encourage you to speak authentically from your personal experience.



TOUR STOPS AT A GLANCE

- **LEARN THROUGH STORY** engages students with a powerful narrative. Narratives have the unique ability to captivate an audience, create an emotional connection between the character and readers, and tell an amazing story. In this section, students will watch an engaging film that demonstrates how God uses Generosity to impact the world.
- **INVITE GOD'S WORD** reminds students they can invite God's Word to shape their lives. Learning about God's Truth builds a solid foundation of hope and truth in students' lives. It is the ultimate guide for leading a generous and transformed life. Scriptures have been carefully selected by the team at Generous Classroom. They are intentionally connected to each of The 7 Ways with engaging activities and real-life practical applications.
- **VENTURE TOGETHER** shows students how God designed us to live and grow in community! Before stepping out individually, students will grow in their Generosity journey together. Students will participate in collaborative learning activities that create connection, communication, and deeper understanding along each stop of THE LIVE TO GIVE TOUR.
- **EXPERIENCE GENEROSITY** closes each TOUR STOP with an invitation and opportunity to independently explore the world of Generosity. Students are challenged to step out of their comfort zone and put their learning into action immediately.



START WITH GRATITUDE

At Generous Students, we believe a grateful heart is the best place to start. Each adventure begins with a written GRATITUDE JOURNAL exercise. This allows students to experience the benefits of writing down what they are thankful for while building a habit of gratitude.



EXTRA STOP

Each of The 7 Ways of Living Generously could be studied for weeks. You'll find that rich classroom discussions are hard to stop because students are so inspired! This is why we provide an option that allows you to take each TOUR STOP a little further. Each EXTRA STOP is designed to give you quick and easy ways to continue the conversation and learning — especially when your class is extra passionate about a particular way of living generously.



SEL & COMMON CORE

GENEROUS STUDENTS: THE LIVE TO GIVE TOUR aligns with Social Emotional Learning competencies and also aligns with Common Core standards. See the Lesson Extensions in the Teacher Portal for standards alignment and enrichment activities for TOUR STOPS #1-#10.



PARENT ENGAGEMENT

THE TOUR GUIDE: A VIP Pass to Generous Students™ includes take-home pages located in the Teacher Portal. This resource is ideal for connecting with parents and giving them a tool to reinforce and practice The 7 Ways of Living Generously. These pages include ideas for continuing the Generosity conversation outside of school. Partnership with parents can transform families and bring a generous heart into the home.

TEACHER GUIDE OVERVIEW

MATERIALS

The majority of this program is low to no prep, but there are some items needed throughout the lessons to create a hands-on experience for your students. You will find a section that lists all of the materials needed in each lesson.

ICON GUIDE

Look for these icons throughout the Teacher Guide for tips and transitions:



CLASS DISCUSSION /
STUDENT RESPONSE



PARTNER ACTIVITY



TEACHER MODELS



CLASS GAME/ACTIVITY



START WITH GRATITUDE!



TEACHER SHOUT OUT



DISTRIBUTE/COLLECT ITEMS



STUDENT BOOKLET



TEACHER TIP



EXTRA STOP



STUDENT ACTIVITY



TOUR STOPS AT A GLANCE

TOUR STOP #1: WHAT IS GENEROSITY?

Page 1



- **ESSENTIAL QUESTION:** How can I be generous?
- **LEARNING TARGET:** I can give, share, and show I care without expecting anything in return.
- **LEARN THROUGH STORY:** Go on a Generous Quest to find out what classmates know about Generosity. Watch and discuss the film *What is Generosity?* Define Generosity.
- **INVITE GOD'S WORD:** Read and interpret Ephesians 3:20-21. Complete a personal Immeasurable Generosity reflection.
- **VENTURE TOGETHER:** Work in Wild Dream Teams to identify big opportunities for Generosity around the campus.
- **EXPERIENCE GENEROSITY:** Choose one of the ideas to execute together as a class and immediately experience how to give, share, and show care for others.
- **GENEROUS HABIT:** Gratitude.

TOUR STOP #2: GENEROUS THOUGHTS

Page 12



- **ESSENTIAL QUESTION:** What are Generous Thoughts and how can they help guide my mindset?
- **LEARNING TARGET:** I can define Generous Thoughts and use them to choose a growth mindset.
- **LEARN THROUGH STORY:** Watch *I Like Bike.* and discuss how fear and hesitation can get in the way of Generosity. Complete the Hold Back Feedback activity to address the mom's hesitations/fears and the Consider Your Thoughts activity to address personal hesitations/fears.
- **INVITE GOD'S WORD:** Read 2 Timothy 1:7 and reflect on how a sound mind without a spirit of fear results in a generous growth mindset. Read Bible verses that speak directly to common fears and identify Bible verses that can help replace personal fears with truth and possibility.
- **VENTURE TOGETHER:** Reflect on how the Holy Spirit nudges our hearts to be generous. Work with partners to develop a persuasive pep talk — helping students step out of their comfort zone and choose sound mind possibilities over fearful falsehoods.
- **EXPERIENCE GENEROSITY:** Recognize a recent nudge to be generous and complete the Generosity Is Worth It! questionnaire. Write a personal pep talk, then turn the nudge into action.
- **GENEROUS HABIT:** Empathy.

TOUR STOP #3: GENEROUS WORDS

Page 22



- **ESSENTIAL QUESTION:** What are Generous Words and how can I use them to build relationships?
- **LEARNING TARGET:** I can define Generous Words and use them to build healthy relationships.
- **LEARN THROUGH STORY:** Watch the *Generous Words* film and discuss why people use Generous Words and/or words that tear others down. Write Generous Words to someone.
- **INVITE GOD'S WORD:** Read Ephesians 4:29, 31-32 and identify Paul's do's and don'ts for the way we speak to others. Work in groups for Forgive Me in Three! Skits.
- **VENTURE TOGETHER:** Work in small groups to experience the words "I'm sorry" and "I forgive you" in the Builder/Bulldozer activity, reflecting on passages from Ephesians in a journal entry.
- **EXPERIENCE GENEROSITY:** Whole-class Generosity experience with Generous Words Blast at school.
- **GENEROUS HABIT:** Encouragement.



TOUR STOP #4: GENEROUS MONEY

Page 34

- **ESSENTIAL QUESTION:** How can I be generous with my money?
- **LEARNING TARGET:** I can define what Generous Money is and choose to give with joy.
- **LEARN THROUGH STORY:** Watch *I Like Car.* Do What-If Walkabouts activity. Discuss joyful and challenging giving.
- **INVITE GOD'S WORD:** Analyze photos. Discuss and evaluate Proverbs 11:24-25. Create an advertisement for Refreshing Generosity.



TOUR STOP #4: GENEROUS MONEY (CONTINUED)

Page 34

- **VENTURE TOGETHER:** Participate in a debate on Team Hold-On or Team Give-It-Away. Complete Generous Money Debate Plan and Reflection.
- **EXPERIENCE GENEROSITY:** Conduct an interview with a personal friend or family member to discuss Generous Money.
- **GENEROUS HABIT:** Invest and sacrifice.

TOUR STOP #5: GENEROUS TIME

Page 49



- **ESSENTIAL QUESTION:** How does time management allow me to be generous?
- **LEARNING TARGET:** I can define Generous Time and start to balance my time so that I can serve others.
- **LEARN THROUGH STORY:** Complete the What Time is It? Activity to identify the people who give their time to support, help, and meet students' daily needs. Watch *I Like Being 98*. Fill out Evelyn's Words of Wisdom page and discuss.
- **INVITE GOD'S WORD:** Read Colosians 4:5 and 3:23. Begin a conversation about valuing time with time management and Generosity. Complete Prime Time or Time Crime? group activity and personal reflection.
- **VENTURE TOGETHER:** Complete PRO To Grow activity to experience tools for balancing time: diligence, being proactive, setting priorities, making sacrifices, developing a to-do list, and delayed gratification.
- **EXPERIENCE GENEROSITY:** Apply time management skills and arrange a personal weekly schedule that includes Generous Time goals on the Use My Time With Others in Mind! weekly calendar.
- **GENEROUS HABIT:** Awareness and persistence.

TOUR STOP #6: GENEROUS INFLUENCE

Page 63



- **ESSENTIAL QUESTION:** How can I be a generous influence to those around me?
- **LEARNING TARGET:** I can define Generous Influence and choose to respond to opportunities for Generosity, while setting an example that motivates and inspires others.
- **LEARN THROUGH STORY:** Reflect on personal experience with Generous Influence, Unpack the meaning of motivation and inspiration, Watch *I Like Teachers* and observe/discuss the power of a Generous Influence Ripple Effect. Invitation to "Be the reason why others give Generosity a try."
- **INVITE GOD'S WORD:** Read Matthew 5:16 NIV and sketch a personal interpretation of this verse. Invitation to "Be the reason why others give God a try."
- **VENTURE TOGETHER:** Reflect on *I Like Teachers*, analyze the cause and effect of Generous Influence to complete a Ripple Effect Puzzle.
- **EXPERIENCE GENEROSITY:** Identify specific choices that can affect others in various places around the school campus, then choose one and take the lead with a Generous Influence.
- **GENEROUS HABIT:** Service.

TOUR STOP #7: GENEROUS ATTENTION

Page 75



- **ESSENTIAL QUESTION:** How do I give Generous Attention to those around me?
- **LEARNING TARGET:** I can define Generous Attention and identify opportunities to be fully present.
- **LEARN THROUGH STORY:** Watch Honor One Another. Define Generous Attention. Discuss the word honor and complete the Generous Attention Around Town activity to take a deeper look at the way we can honor those in our community.
- **INVITE GOD'S WORD:** Read Romans 12:10 and discuss the importance of the words honor and respect. Rewrite the verse using the synonyms in the God's Word-What I Heard activity.
- **VENTURE TOGETHER:** Collaborate with a classmate to create a skit to learn how to honor those in the community in the Honor Me In Three activity.
- **EXPERIENCE GENEROSITY:** Discuss ways to honor the school community with Generous Attention in the Honor One Another Classroom Unity Activity.
- **GENEROUS HABIT:** Honor.



TOUR STOPS AT A GLANCE

TOUR STOP #8: GENEROUS BELONGINGS

Page 87



- **ESSENTIAL QUESTION:** How can I identify an opportunity to give and share my belongings?
- **LEARNING TARGET:** I can define Generous Belongings and identify an opportunity to give or share without being asked.
- **LEARN THROUGH STORY:** Watch *I Like Soccer Balls*, Complete Generosity: The Way We Roll! outline to reflect on powerful quotes from the film about Generosity.
- **INVITE GOD'S WORD:** Read Proverbs 3:28 and design a graphic novel sequence that illustrates the Proverb in Give or Wait? Activity.
- **VENTURE TOGETHER:** Rewatch *I Like Soccer Balls* and look for other opportunities to give and share belongings in Noticing a Need activity, Reflect on Four Generous Thoughts Behind Generous Belongings.
- **EXPERIENCE GENEROSITY:** Use What Can I Give? activity to give students practice in identifying ways they can give and share in everyday situations. Introduce Give it Up Challenge and empower students to give and share ASAP.
- **GENEROUS HABIT:** Contentment.

TOUR STOP #9: GENEROUS GOD

Page 99



- **ESSENTIAL QUESTION:** How is God generous with His grace?
- **LEARNING TARGET:** I understand that God is generous through His saving grace and that I am forgiven and loved.
- **LEARN THROUGH STORY:** Read The Parable of the Lost Sheep and complete a Story Map. Personalize the scripture in the Lost and Found activity, and write a prayer of thanksgiving to God.
- **INVITE GOD'S WORD:** Read John 3:16. Reflect on a personal experience of receiving God's generous grace and forgiveness.
- **VENTURE TOGETHER:** Design a Generous God Wordless Bookmark that tells the message of salvation through Jesus.
- **EXPERIENCE GENEROSITY:** Using the Generous God Bookmark, share the story of God's grace and forgiveness with a family member.
- **GENEROUS HABIT:** Belief and hope.

TOUR STOP #10: WHY GENEROSITY?

Page 109



- **ESSENTIAL QUESTION:** Why should I live generously?
- **LEARNING TARGET:** I can choose a generous life because I was created by a generous God.
- **LEARN THROUGH STORY:** Watch *Students, You Can Be Generous!* Reflect on what Generosity means and why Generosity matters.
- **INVITE GOD'S WORD:** Read 2 Corinthians 9:10. Complete the Scripture to Picture activity.
- **VENTURE TOGETHER:** Create a Join the Tour! Commercial for The LIVE TO GIVE TOUR and The 7 Ways of Living Generously. Show why Generosity is worthwhile and why others should come along and learn more about it.
- **EXPERIENCE GENEROSITY:** Present Join the Tour! commercials and celebrate the completion of GENEROUS STUDENTS: THE LIVE TO GIVE TOUR!
- **GENEROUS HABIT:** Gratitude and Generosity.

TEACHER TOUR PREPARATION (CONTINUED)

PREPARE YOUR HEART FOR THE JOURNEY AHEAD

Your students will be asked these same questions in TOUR STOP #1, so take some time now to fill out your own Immeasurable Generosity page on page _____. We encourage you to share this personal piece of your Generosity journey with your students before they begin the activity.

Modeling for your students and being vulnerable with them will bring The 7 Ways to life. It will not only serve as an example for the activity — but your personal stories and reflections will add depth and meaning to THE LIVE TO GIVE TOUR. Each time you share your own Generosity journey with your class it will enhance the program in ways that are unique to your classroom community.

Throughout the Generous Students program, students will have the opportunity to build a habit and attitude of gratitude. Every lesson begins with a START WITH GRATITUDE moment. Students turn to the Gratitude Journal at the end of their student booklet and write or draw three things they're grateful for. When the power of the Holy Spirit is working in us and we are grateful for the life we've been given — it can propel us into generous living.

Each TOUR STOP highlights a Generous Habit that students can learn and put into practice. While heart change is the ultimate goal here, these habits provide an observable behavior students can practice regularly and repeatedly. We encourage you to emphasize the Generous Habits as you move through the program. The first Generous Habit is Gratitude. We want you to fill your classroom with gratitude as often as possible! The benefits of practicing gratitude are well worth the short amount of time it takes.

We believe that teaching THE LIVE TO GIVE TOUR will be life-changing for you, the teacher, when you teach from the heart and mindset of being absolutely captivated by God's Generosity. Hold on to that amazing love as you begin this classroom-transforming experience!

Here are some things you can look forward to in TOUR STOP #1: WHAT IS GENEROSITY?

Students will mix and mingle as they find out what their classmates know about Generosity and gratitude.

Your class will work together to come up with some wild ideas of Generosity that can make a difference on your campus, allowing your students to give, share, and show they care at the launch of THE LIVE TO GIVE TOUR.

May you be blessed and amazed as you guide your students on this life-changing LIVE TO GIVE TOUR!

LESSON 1

LEARN THROUGH STORY



INTRODUCTION & START WITH GRATITUDE



Teacher Talk is in bold text throughout the TOUR STOP.

★ LESSON PREPARATION

- Pass out student booklets and allow students to look through them.
- Access *What is Generosity?* film.

INTRODUCTION

WELCOME!

Have you ever taken a tour? Maybe you've toured a historical landmark like the Statue of Liberty or a national park. Maybe you've toured a new school or had the opportunity to take a behind-the-scenes tour at an amusement park. Odds are, you had a tour guide to help you navigate and learn along the way.

You are invited to join THE LIVE TO GIVE TOUR, where we'll discover the wonder of giving, sharing, and caring.

The tour you are about to take is all about Generosity! We will be making 10 amazing stops that reveal The 7 Ways of Living Generously and more. Each small act of Generosity you share has the power to make a big difference in someone's life — from helping a friend with their homework to sharing a simple smile with a classmate.

We'll learn that Generosity isn't just about giving away money or stuff — it's about giving with our thoughts, words, money, time, attention, influence, and belongings.

I will be your guide, as our class steps inside the world of Generosity. It's a world that will transform your life and empower you to give, share, and show you care — each and every day. We will start each TOUR STOP by shifting into a grateful mindset. Gratitude will accompany us each step of the way. So let's get started!

GRATITUDE JOURNAL

When it comes to Generosity, a grateful heart is the best place to begin. Each time we make a stop on THE LIVE TO GIVE TOUR, we'll START WITH GRATITUDE by thinking of something or someone we are thankful for.



Model how to complete the GRATITUDE JOURNAL with a personal entry.

Now it's your turn!

Who or what is something that you feel you couldn't live without?


Who makes you feel known, loved, and important?

What blessings has God put in your life that make you want to say, "Thank You"?

LESSON 1 (CONTINUED)

LEARN THROUGH STORY

INTRODUCTION & START WITH GRATITUDE



Studies show people who choose to think about what they're thankful for and tell others about it are healthier and happier. Gratitude is worth it, so let's make it a habit!



Direct students to complete their first GRATITUDE JOURNAL on the next available page in the back of their personal student booklet.

GENEROUS QUEST

As we begin TOUR STOP #1 on THE LIVE TO GIVE TOUR, we will start with a quest. A quest is a search for something important and valuable. Today we're on the search to find out the answer to this question: What is Generosity? You will be involved in the search and will share your findings!



- Have students find a partner.
- Direct them to pages 3-4 in their student booklet titled Generous Quest.
- Allow 5-10 minutes for the partners to ask each other the questions and fill out their Generous Quest log.
- You can have students record their classmates' answers or the students can trade booklets to write their responses.
- Once students have completed the Generous Quest with four different classmates, call on individuals to share some of the responses they got.
- Write down keywords on the board that are related to Generosity.

Our Generous Quest gave us some interesting findings today. Let's watch our first film on THE LIVE TO GIVE TOUR and see what else we can find out about the meaning of Generosity!



Play the *What is Generosity?* film.

WHAT IS GENEROSITY?

1. What stood out to you about the film?
2. What do you think gratitude has to do with Generosity?



Finally, have students turn to page 4 and fill out the definition of Generosity in their journal: To give, share, and show that you care.



START WITH GRATITUDE!

Play calming music for students to listen to during gratitude time.

Have them complete their GRATITUDE JOURNAL by writing down three things they are grateful for.

LESSON 2

INVITE GOD'S WORD



SCRIPTURE CONNECTION



START WITH GRATITUDE!

Play calming music for students to listen to during gratitude time.

Have them complete their GRATITUDE JOURNAL by writing down three things they are grateful for.



TEACHER TIP:

Brainstorm some language, phrases, and ideas for students before they get started dreaming about ways that God can use them generously. Some prompts and questions to ask students as they begin: What have you always wanted to give, but never been able to? If you could be generous and money wasn't an obstacle, what would you do? What people would you like to care for? Think big!

★ LESSON PREPARATION

No preparation required.



START WITH GRATITUDE!

EPHESIANS 3:20-21

In the New Testament, the Apostle Paul wrote a letter to a group of Christians who lived in a town called Ephesus. He wanted to remind them of who they were in Christ and that He was working in and through them in a powerful way.

This letter that Paul wrote is now called the Book of Ephesians. We are going to start our LIVE TO GIVE TOUR by looking at Ephesians 3. Paul ends this chapter with a powerful prayer for the believers and a power-filled praise to God — this is what it says:

Now to him who is able to do immeasurably more than all we ask or imagine, according to his power that is at work within us, to him be glory in the church and in Christ Jesus throughout all generations, for ever and ever! Amen.

— Ephesians 3:20-21

You may be thinking — *What does Paul mean?* So let's break it down!

If something is immeasurable it simply means that it cannot be measured because it's too big. Paul wants to remind the Ephesians how powerful Jesus is. Jesus' ability to do amazing things is so HUGE that we can't even imagine it!

When Paul says, "his power that is at work within us," he wants the Ephesians to know that Jesus' power is working in their hearts and minds to help them become more like Him. That's not something we can do on our own or with our human strength!

"To him be the glory" means that Jesus gets all the credit, the praise, the worship, and the honor for all the good things the Ephesians have done. He gets all the praise, worship, and honor for all the good things we do, too!



CLASS DISCUSSION

1. What do you think about what this verse says now that we've unpacked the meaning a bit more?
2. Why do you think that Paul is sharing this power-filled praise with his friends in Ephesus?

LESSON 2 (CONTINUED) INVITE GOD'S WORD

SCRIPTURE CONNECTION



The truth of Ephesians 3:20-21 is important for us to remember as we set out on THE LIVE TO GIVE TOUR. As we learn The 7 Ways of Living Generously, we need to remember that Generosity is not all about us.

When we live a generous life for God's glory, it's because God's power is working in and through us — just like the believers in Ephesus! As Generous Students, we want to give, share, and show that we care without expecting anything in return.

We will experience Generosity together and begin to make choices that demonstrate God's love for others. As we grow, we will ask God to work in us in huge ways that we could never imagine! And we will give HIM all the credit and praise for the powerful impact HIS work has on the people around us.

When we open the door for Generosity, God will do more!

Let's take a few minutes to complete the What I Heard section in your student booklet on page 5.



Allow time for students to complete the What I Heard activity on page 5 in their student booklets.

Today you will ask and imagine how God can use YOUR Generosity for His glory. Turn to the Immeasurable Generosity template on page 6. Take some time to write, draw, doodle, or journal, to dream about ways God can use your life to give, share, and show care to others. And don't forget — He can do immeasurably MORE than that!



Allow time for students to complete the Immeasurable Generosity activity on page 6 in their student booklets.



Wrap up the activity by providing time for students to pray quietly about something specific on their Immeasurable Generosity page. Close by praying over the class and their journey of Generosity.



If possible, post students' work on a bulletin board in the classroom or hallway. This will help build excitement around what God can do when they open the door to His power at work in their lives!



REFLECT & RESPOND

Paul said that Jesus can do more than we can possibly imagine. Think about that for a moment. When you let your imagination go wild thinking about living generously and sharing your life with others, where do your dreams take you?



PAUSE & PRAY

Dear Jesus, thank You for being our Generosity role model. You have shown us how to love and care for others without expecting anything in return. Help us to understand the importance of being kind and giving. Use us in huge ways that we can't even begin to imagine. We want to be like You. Amen.



LESSON 1

LEARN THROUGH STORY

INTRODUCTION & START WITH GRATITUDE

WELCOME!

Have you ever taken a tour? Maybe you've toured a historical landmark like the Statue of Liberty or a national park. Maybe you've toured a new school or had the opportunity to take a behind-the-scenes tour at an amusement park. Odds are, you had a tour guide to help you navigate and learn along the way.

You are invited to join THE LIVE TO GIVE TOUR, where we'll discover the wonder of giving, sharing, and caring.

The tour you are about to take is all about Generosity! We will be making 10 amazing stops that reveal The 7 Ways of Living Generously and more. Each small act of Generosity you share has the power to make a big difference in someone's life — from helping a friend with their homework to sharing a simple smile with a classmate.

We'll learn that Generosity isn't just about giving away money or stuff — it's about giving with our thoughts, words, money, time, attention, influence, and belongings.



LESSON 1

LEARN THROUGH STORY

INTRODUCTION & START WITH GRATITUDE

GENEROUS QUEST

As we begin The LIVE TO GIVE TOUR, you will begin with a Generous Quest to find out the answer to this question: What is Generosity? Find a partner and ask your partner to tell you their answers to the following questions:

What is Generosity?

What are you thankful for?



Aim to get four different people from your classroom to answer your questions. Good luck on your Generous Quest!

Name: _____

What is Generosity? _____

What are you thankful for? _____

Name: _____

What is Generosity? _____

What are you thankful for? _____



LESSON 1

LEARN THROUGH STORY

INTRODUCTION & START WITH GRATITUDE

Name: _____

What is Generosity? _____

What are you thankful for? _____

Name: _____


What is Generosity? _____

What are you thankful for? _____

After watching the *What is Generosity?* film with your class, fill in the definition of Generosity below.

C





LESSON 2

INVITE GOD'S WORD

SCRIPTURE CONNECTION

Now to him who is able to do immeasurably more than all we ask or imagine, according to his power that is at work within us, to him be glory in the church and in Christ Jesus throughout all generations, for ever and ever! Amen.

— Ephesians 3:20-21

What I Heard



LESSON 2

INVITE GOD'S WORD

SCRIPTURE CONNECTION

IMMEASURABLE GENEROSITY

Write, draw, doodle, or journal, to dream about ways God can use your life to give, share, and show others your care.

What can I give?

Who can I care for?

What can I share?

God is...

What if....



Join the movement! Bring Generous Students to YOUR school!

