



JANUARY LABOR MARKET REVIEW

Table of Contents:


Page 2 - Board of Directors

Page 4 - Highlights of the Labor Force

Page 5 - Unemployment Claimants

Page 7 - Employment by Sectors

Page 18 – W.E. at Work



BOARD OF DIRECTORS
WORKFORCE SOLUTIONS BORDERPLEX

BOARD CHAIR

Bobby Blanco, Private Sector

VICE CHAIR

Ruben Torres, Private Sector

Dr. Armando Aguirre, Public Education

Robert Alcala, Vocational Rehabilitation

Dr. Carlos Amaya, ABE

Satish Bhaskar, Public Assistance

Ruben Chavez, Private Sector

Chrystal Davis, Community-Based Organization

Dan Dunlap, Private Sector

Ernestina Fauntleroy, Private Sector

Eduardo Garcia, Economic Development

Art Garza, Private Sector

Bob Gear, Public Employment

Christina Gonzalez, Private Sector

Leonard Goodman III, Private Sector

Luis Hernandez, Education

Randall Kinzie, Private Sector

Ruby Maldonado, Private Sector

Mary Jo Ochoa-Hernandez, Literacy Council


Emma Schwartz, Private Sector

Mica Short, Community-Based Organization

Frank Spencer III, Private Sector

Adam Valdez, Organized Labor

Melissa Zamora, Private Sector



BOARD OF DIRECTORS WORKFORCE SOLUTIONS BORDERPLEX



To our members,

We are pleased to present the Labor Market Review that examines how the workforce area performed during January 2024. We are incorporating unemployment insurance claimant data to provide perspective on the ongoing pandemic effect.

The information presented in this newsletter was gathered from federal and state sources and pertains to the El Paso MSA, the Workforce Solutions Borderplex region, and the City of El Paso.

We look forward to performing to your highest standards in communicating pertinent information regarding the workforce as it relates to our objectives at WSB.

If there is additional information that you would like to see presented here, please send your comments and suggestions to:

bianca.cervantes@borderplexjobs.com



WORKFORCE
SOLUTIONS BORDERPLEX



HIGHLIGHTS OF THE LABOR FORCE JANUARY 2024

WORKFORCE SOLUTIONS BORDERPLEX



THE BORDERPLEX REGION

- THE LABOR FORCE INCREASED BY **1,492** FROM THE PREVIOUS MONTH
- THE NUMBER OF EMPLOYED INDIVIDUALS DECREASED BY **1,150** FROM THE PREVIOUS MONTH
- THE NUMBER OF UNEMPLOYED INDIVIDUALS INCREASED BY **2,642** FROM THE PREVIOUS MONTH

EL PASO, TX MSA

- EL PASO, TX MSA UNEMPLOYMENT WAS AT **4.5%** WITH A TOTAL OF **17,129** UNEMPLOYED INDIVIDUALS
- EL PASO, TX MSA ADDED **8,700** NONFARM JOBS SINCE JANUARY 2023
- EL PASO, TX MSA LOST **5,400** NONFARM JOBS FROM THE PREVIOUS MONTH

RURAL COUNTIES (BREWSTER, CULBERSON, JEFF DAVIS, HUDSPETH, AND PRESIDIO COUNTIES)

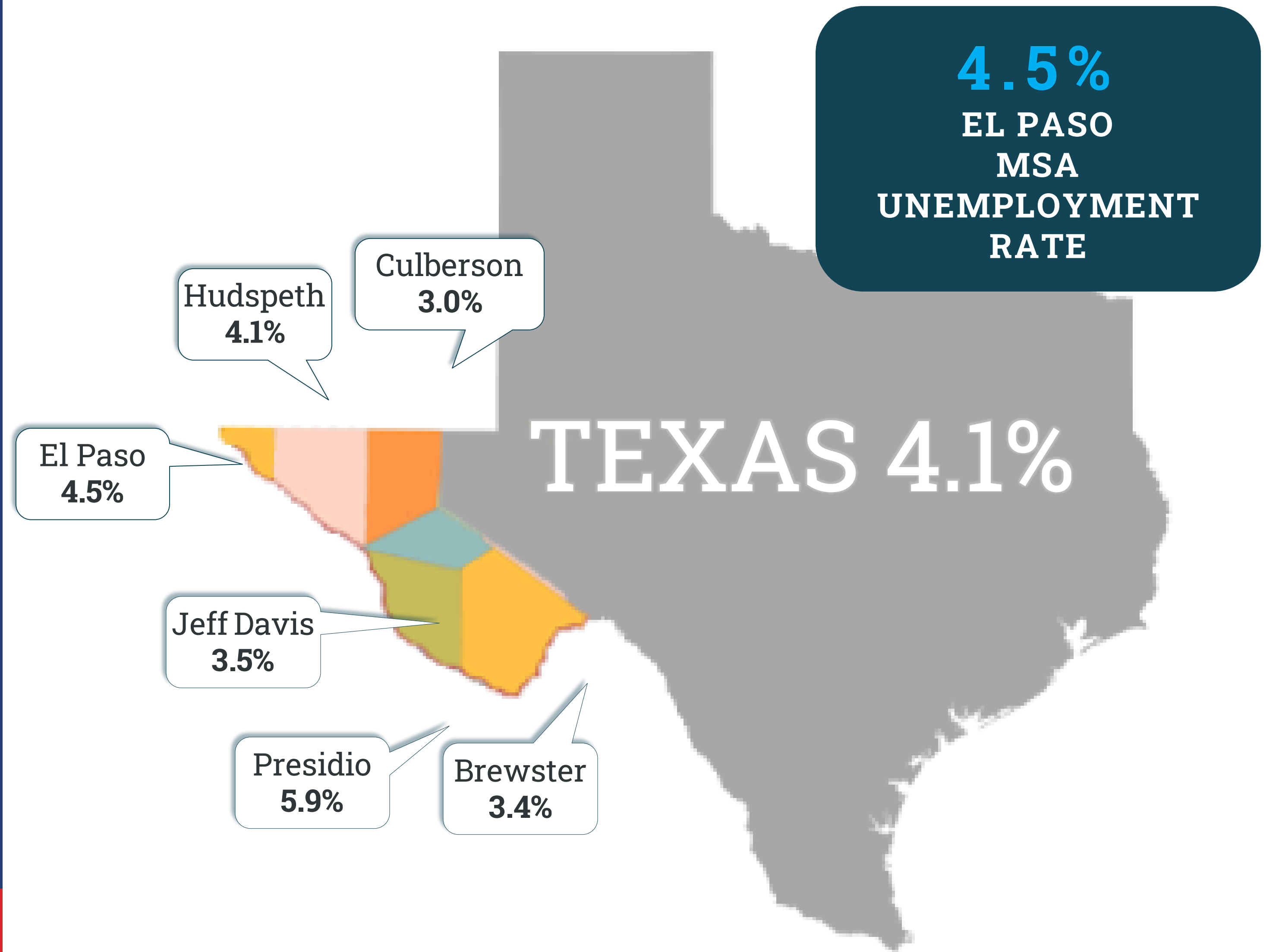
- THE LABOR FORCE INCREASED BY **113** FROM THE PREVIOUS MONTH
- THE NUMBER OF EMPLOYED INDIVIDUALS INCREASED BY **43** FROM THE PREVIOUS MONTH
- THE NUMBER OF UNEMPLOYED INDIVIDUALS INCREASED BY **70** FROM THE PREVIOUS MONTH

NOTEWORTHY IN JANUARY 2024 *Non-Seasonally Adjusted*

WORKFORCE SOLUTIONS BORDERPLEX

		January 2024				December 2023				January 2023			
		Labor Force	Employment	Unemployment	Rate	Labor Force	Employment	Unemployment	Rate	Labor Force	Employment	Unemployment	Rate
Texas	State	15,139,951	14,521,214	618,737	4.1	15,090,824	14,564,917	525,907	3.5	14,875,993	14,242,108	633,885	4.3
El Paso	MSA	384,213	367,084	17,129	4.5	382,795	368,251	14,544	3.8	376,135	358,696	17,439	4.6
Borderplex	WDA	393,921	376,391	17,530	4.5	392,429	377,541	14,888	3.8	385,677	367,796	17,881	4.6
Brewster	County	4,479	4,325	154	3.4	4,479	4,357	122	2.7	4,267	4,110	157	3.7
Culberson	County	1,280	1,242	38	3.0	1,249	1,219	30	2.4	1,230	1,189	41	3.3
El Paso	County	382,315	365,264	17,051	4.5	380,936	366,457	14,479	3.8	374,267	356,910	17,357	4.6
Hudspeth	County	1,898	1,820	78	4.1	1,859	1,794	65	3.5	1,868	1,786	82	4.4
Jeff Davis	County	945	912	33	3.5	929	904	25	2.7	1,009	974	35	3.5
Presidio	County	3,004	2,828	176	5.9	2,977	2,810	167	5.6	3,036	2,827	209	6.9
El Paso	City	318,348	304,781	13,567	4.3	317,236	305,777	11,459	3.6	311,721	297,810	13,911	4.5
Socorro	City	15,980	15,169	811	5.1	15,914	15,218	696	4.4	15,606	14,822	784	5.0

NOTEWORTHY IN JANUARY 2024



The three Super Sectors with the greatest employment for the El Paso MSA in January 2024 were:

1. Trade, Transportation, and Utilities
2. Government
3. Private Education and Health Services

These three Super Sectors represented **58%** of the total nonfarm employment.

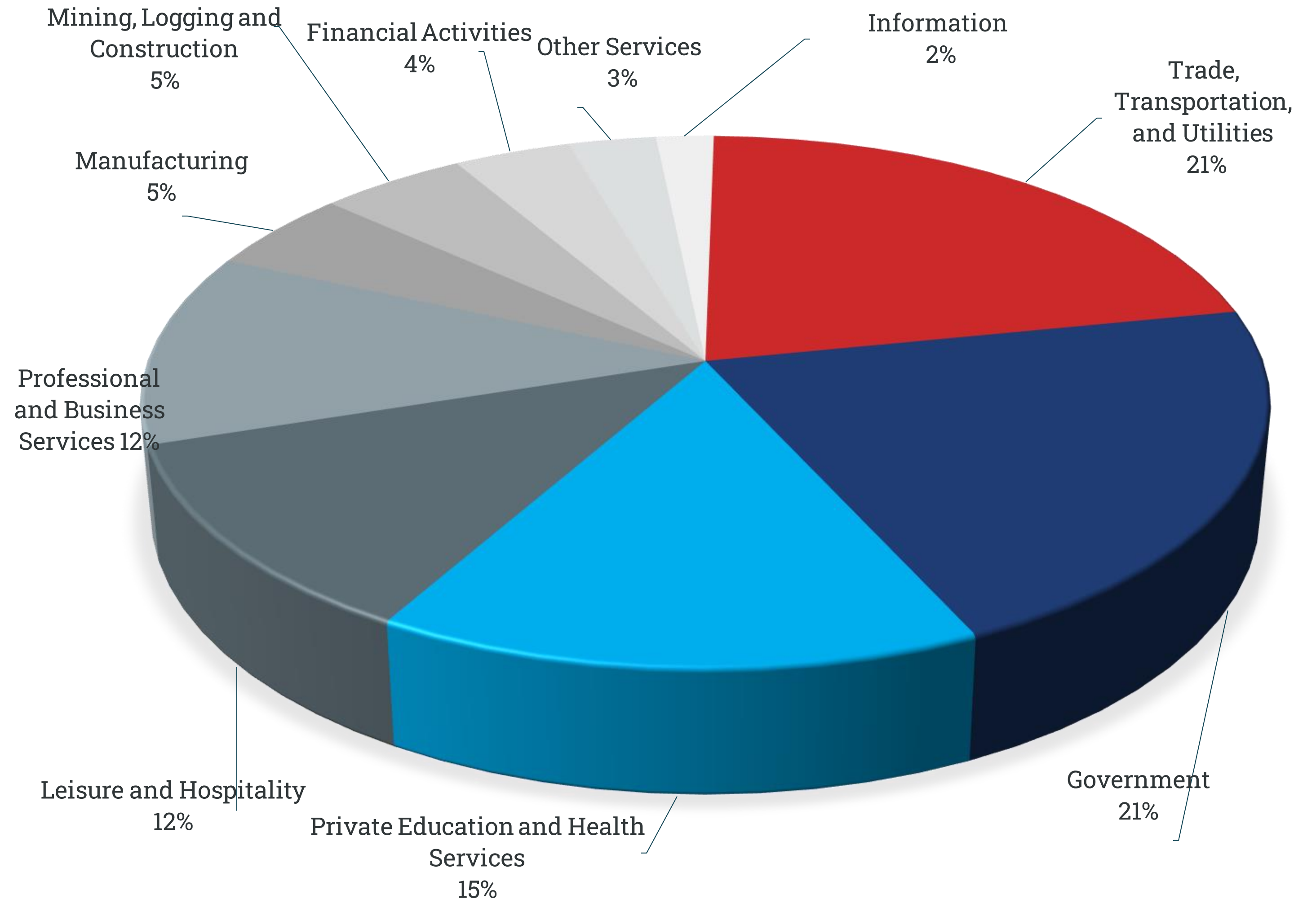
The three Super Sectors with the least employment for the El Paso MSA in January 2024 were:


1. Financial Activities
2. Other Services
3. Information

These three Super Sectors represented **9%** of the total nonfarm employment.

WHERE DO WE WORK?

WORKFORCE SOLUTIONS BORDERPLEX

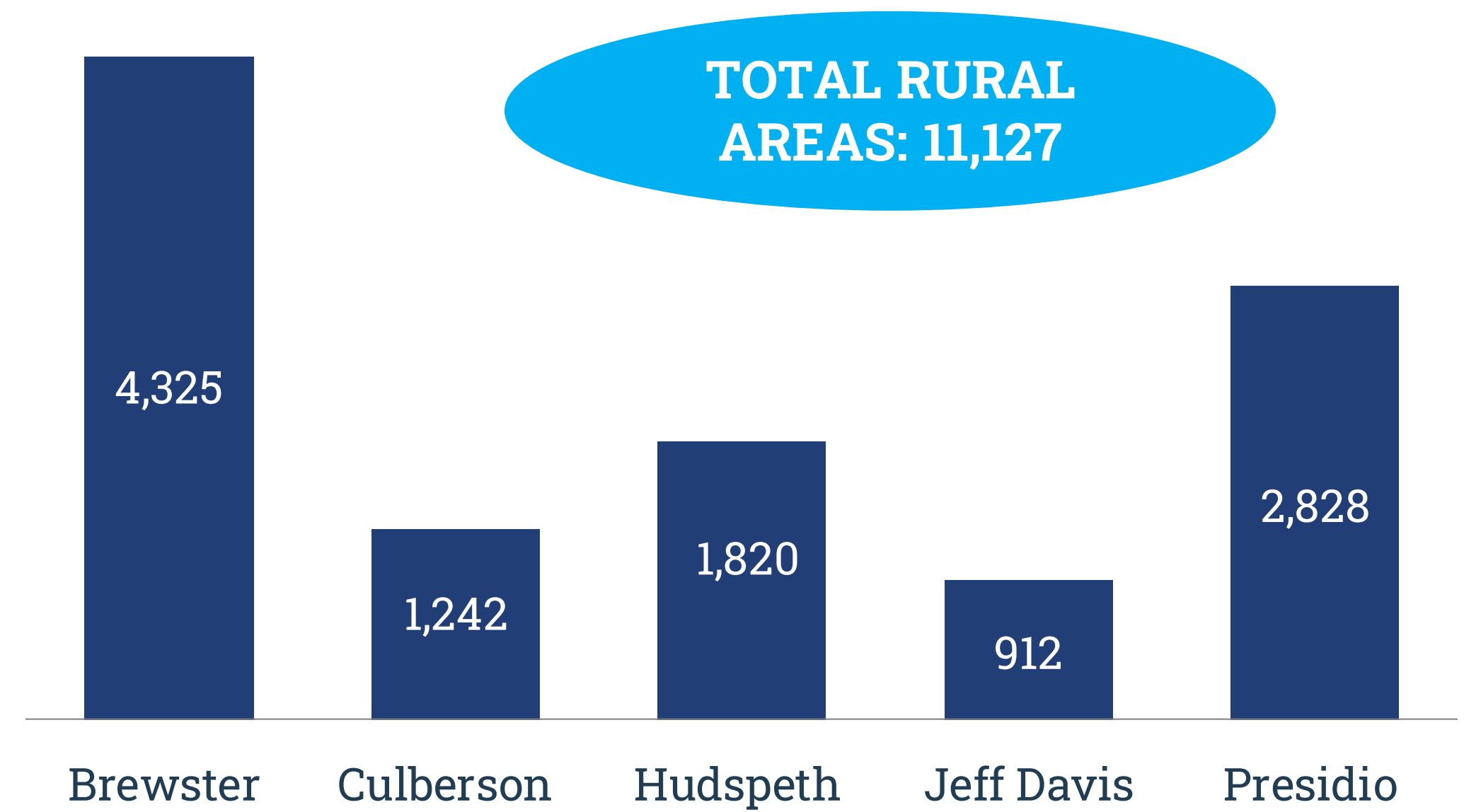
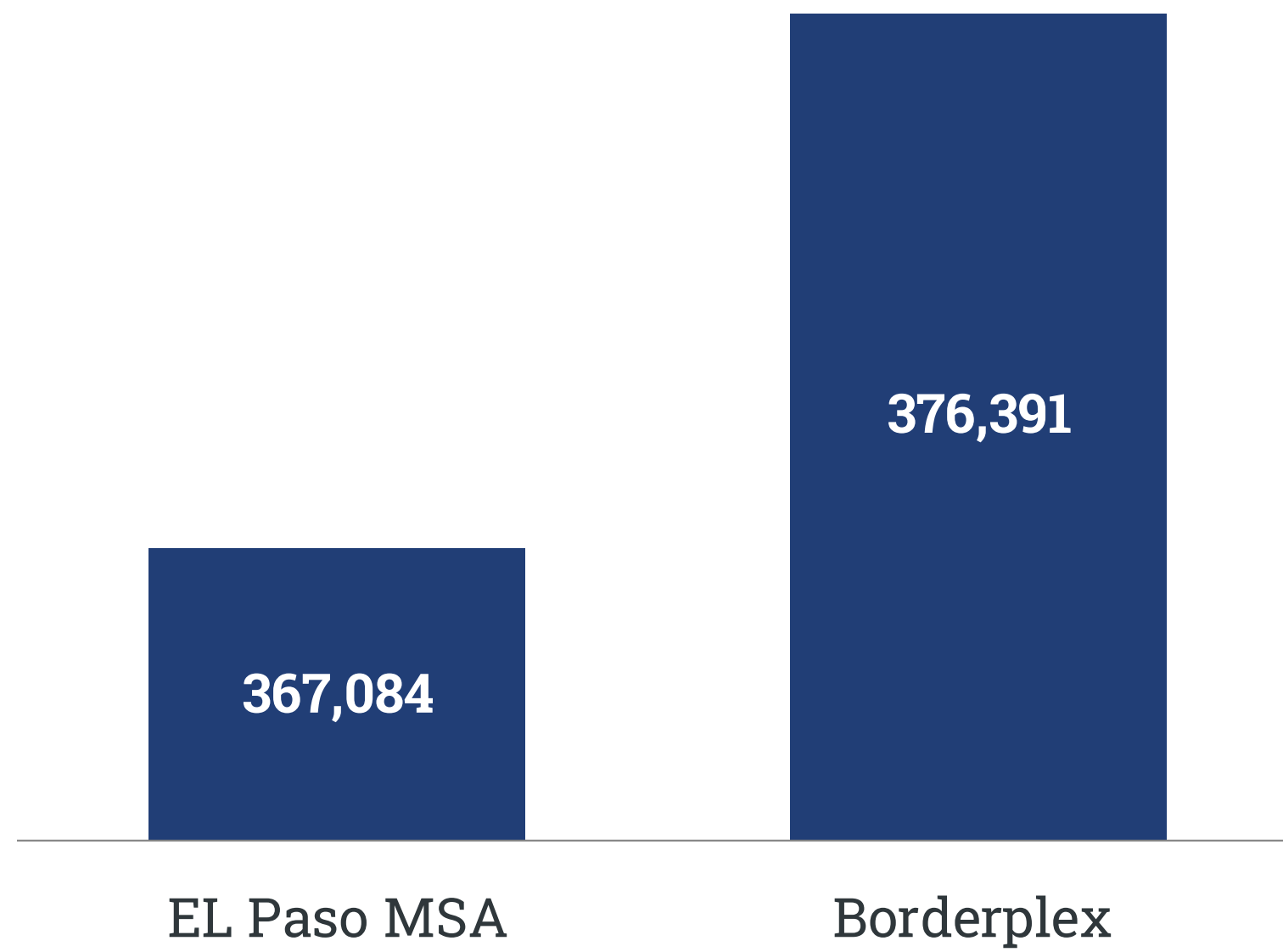




WHERE DO WE WORK?

WORKFORCE SOLUTIONS BORDERPLEX

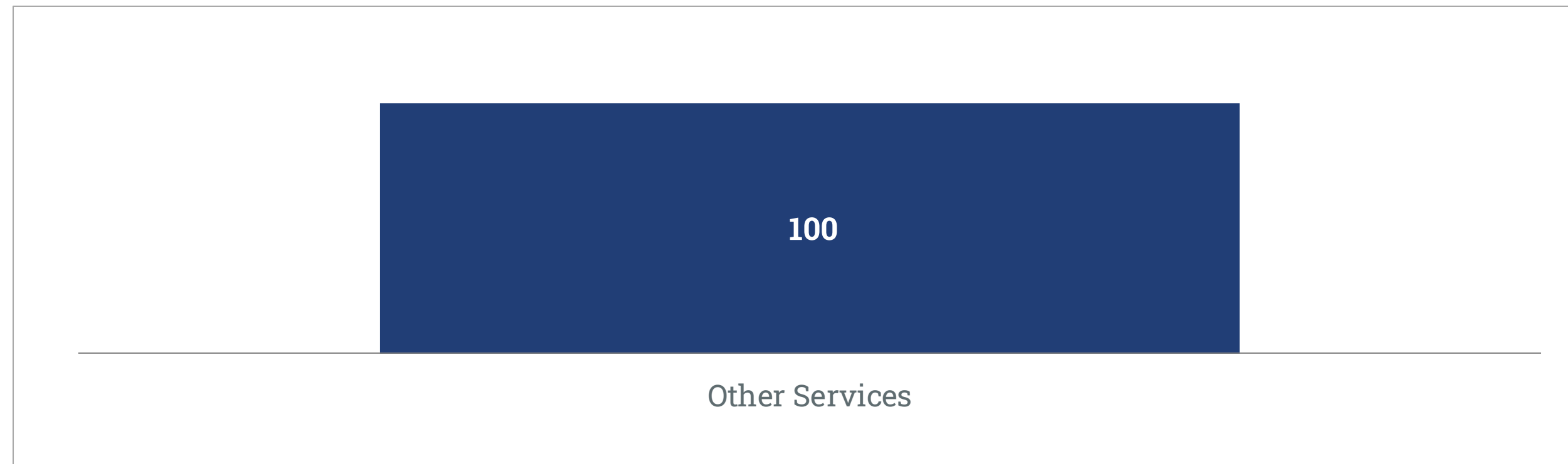
EMPLOYMENT in January 2024



WHERE DO WE WORK? *(Cont.)*

WORKFORCE SOLUTIONS BORDERPLEX

Industries Sectors that added jobs



Other Services: Repair and Maintenance, Personal and Laundry Services, Religious, Grantmaking, Civic, Professional, and Similar Organizations, Private Households.

Top 5 Job Postings in the El Paso, TX MSA – January 2024

Occupation	Vacancies	Median Hourly Earnings BLS 2022
First-Line Supervisors of Retail Sales Workers	651	\$ 17.50
Retail Salespersons	635	\$ 12.53
Registered Nurses	527	\$ 35.87
Fast Food and Counter Workers	355	\$ 10.07
Stockers and Order Fillers	336	\$ 14.54

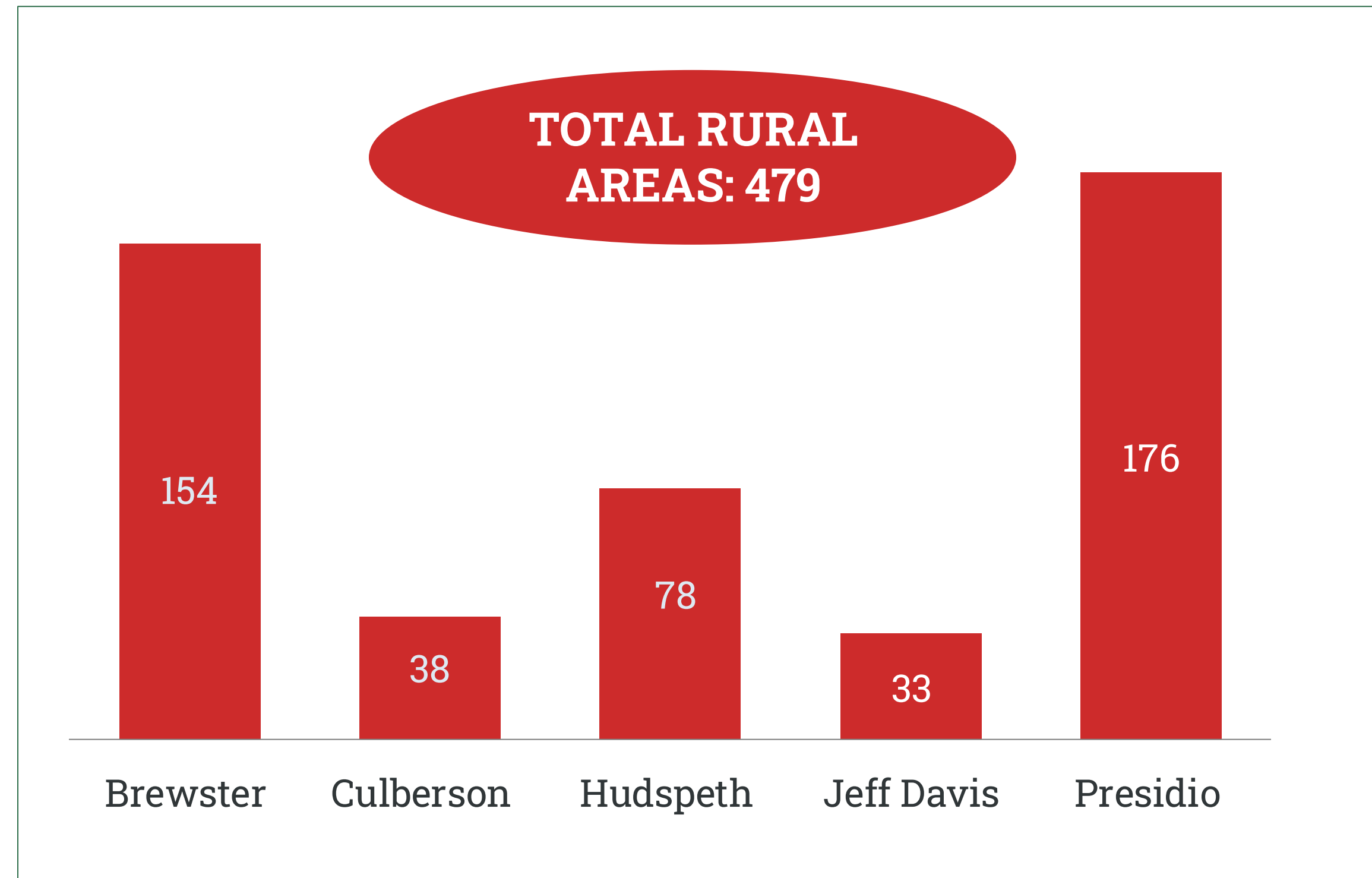
Job postings active during January 2024



WHERE ARE WE LOSING JOBS?

WORKFORCE SOLUTIONS BORDERPLEX

UNEMPLOYMENT in January 2024

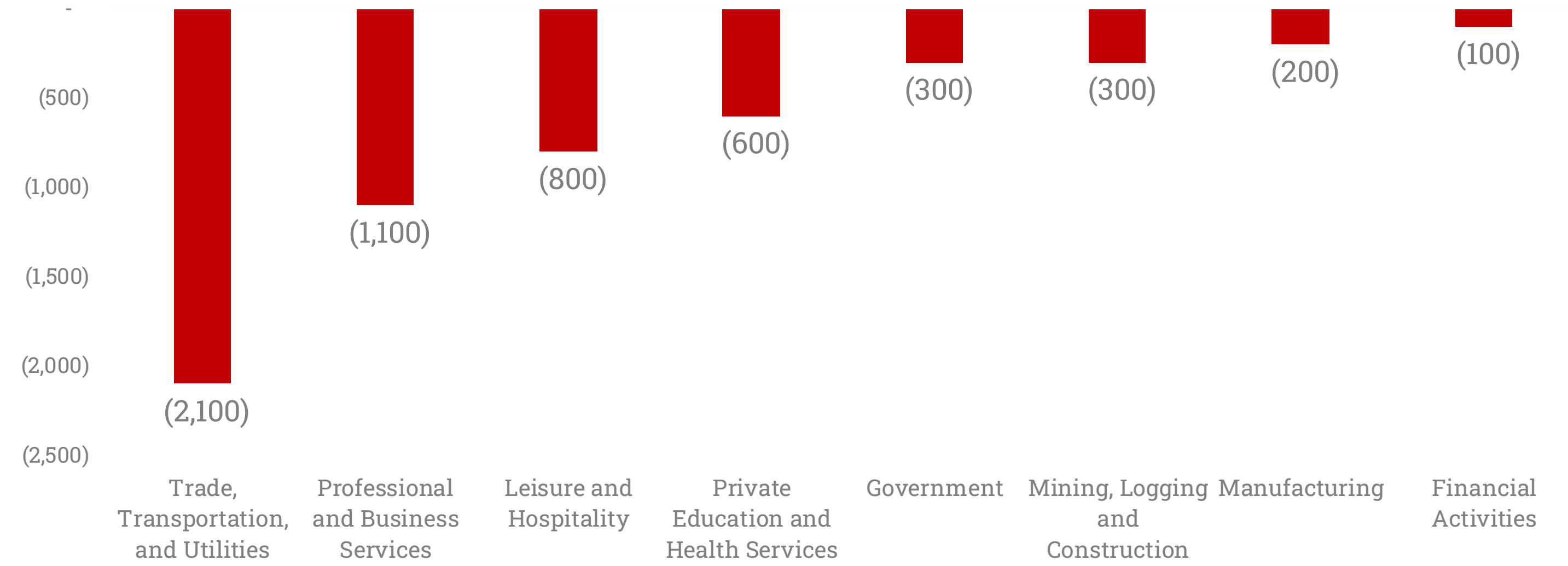


WHERE ARE WE LOSING JOBS? *(Cont.)*

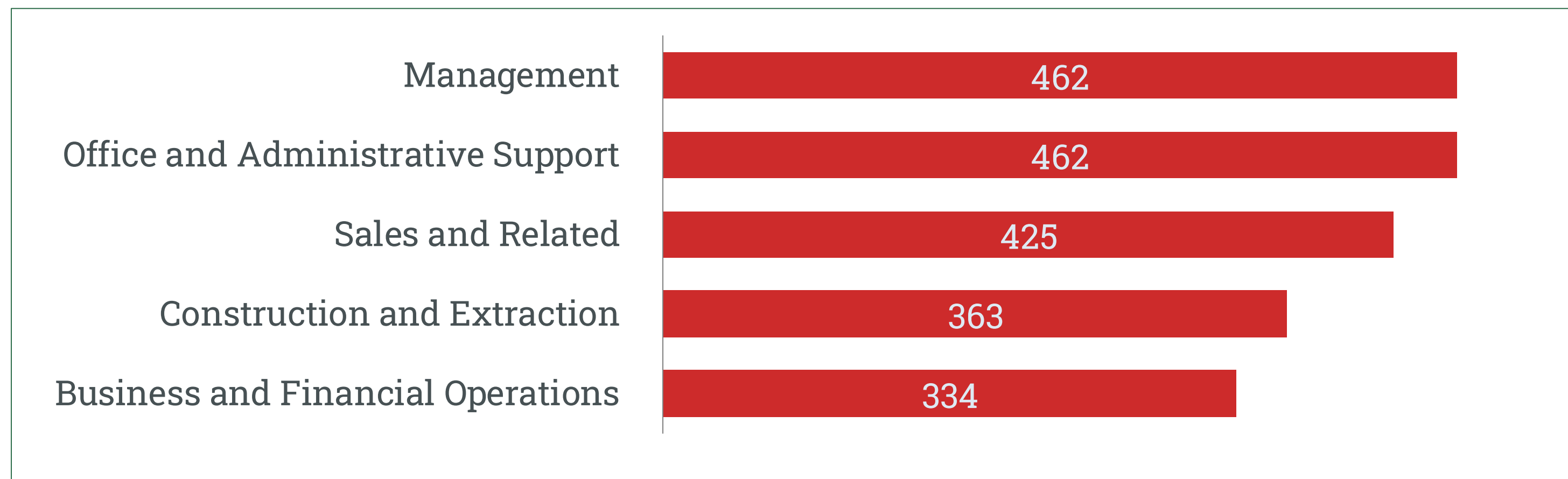
WORKFORCE SOLUTIONS BORDERPLEX



Industries Sectors that lost jobs



Top 5 Unemployment Claimants Occupations



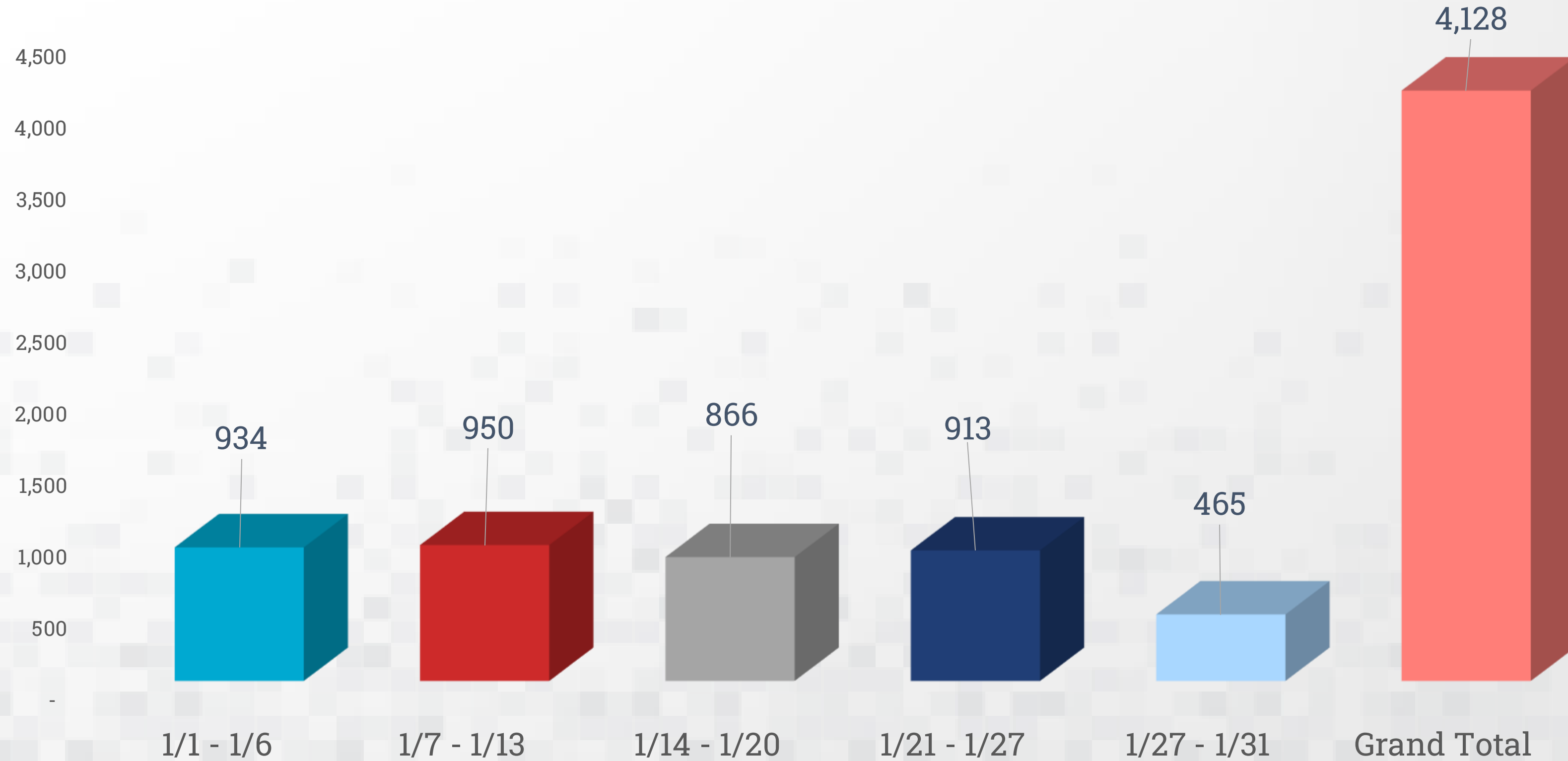
No occupation identified for 88 Active UI claimants

ACTIVE UI CLAIMANTS BY WEEK BORDERPLEX REGION

1/1 to 1/31

This report reflects the **Borderplex Region**. Including these 6 counties:

- Brewster
- Culberson
- El Paso
- Hudspeth
- Jeff Davis
- Presidio



An Active Claimant is someone who meets any of these conditions:

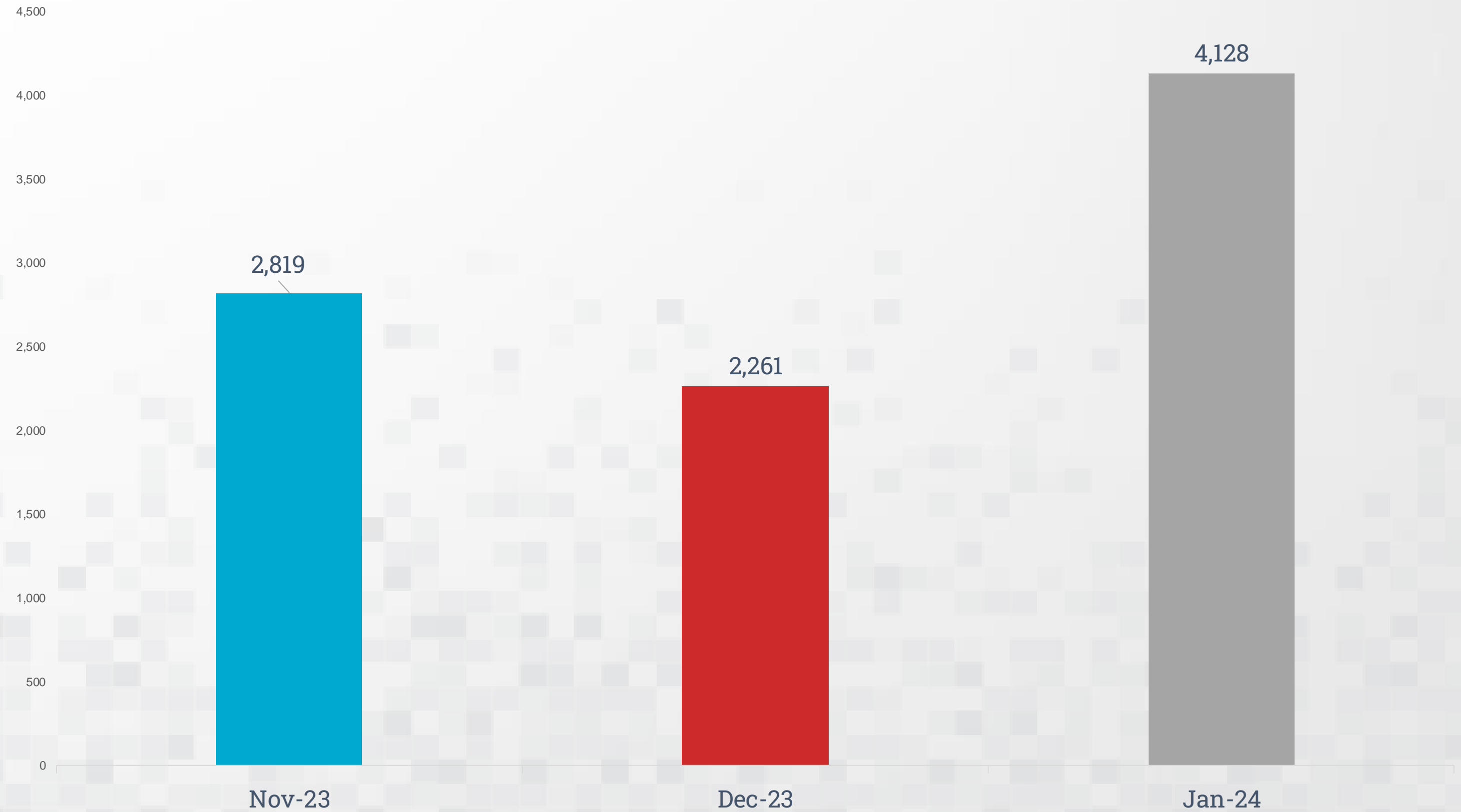
- Claimant had to have a payment within 21 days
- The most recent Claimant certified date is within 21 days
- The claim status date is within 28 days

Unemployment Insurance
Claimant Data

UI CLAIMANTS BY MONTH

This comparison report reflects the entire Borderplex region, including the following 6 counties:

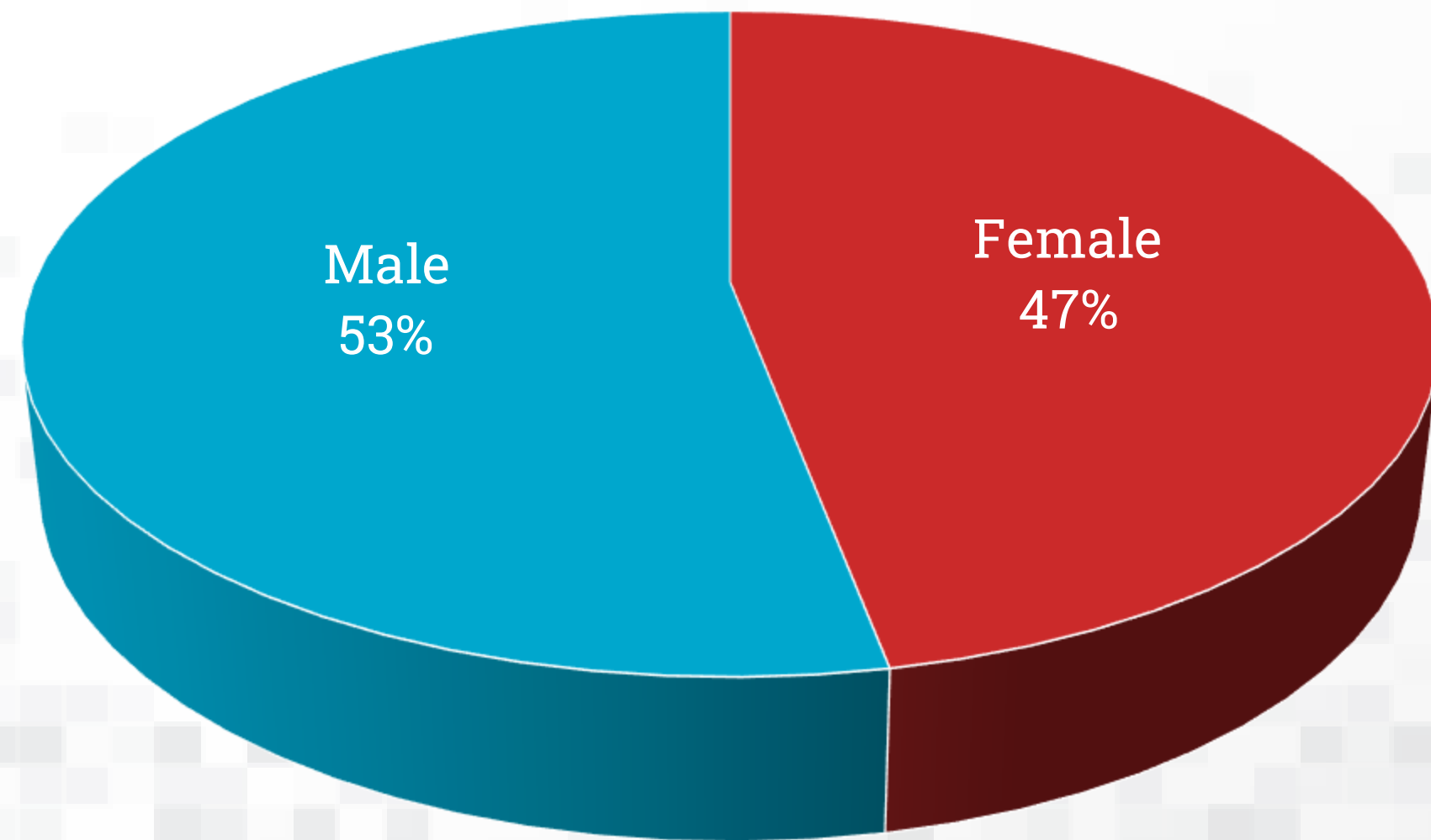
- Brewster
- Culberson
- El Paso
- Hudspeth
- Jeff Davis
- Presidio



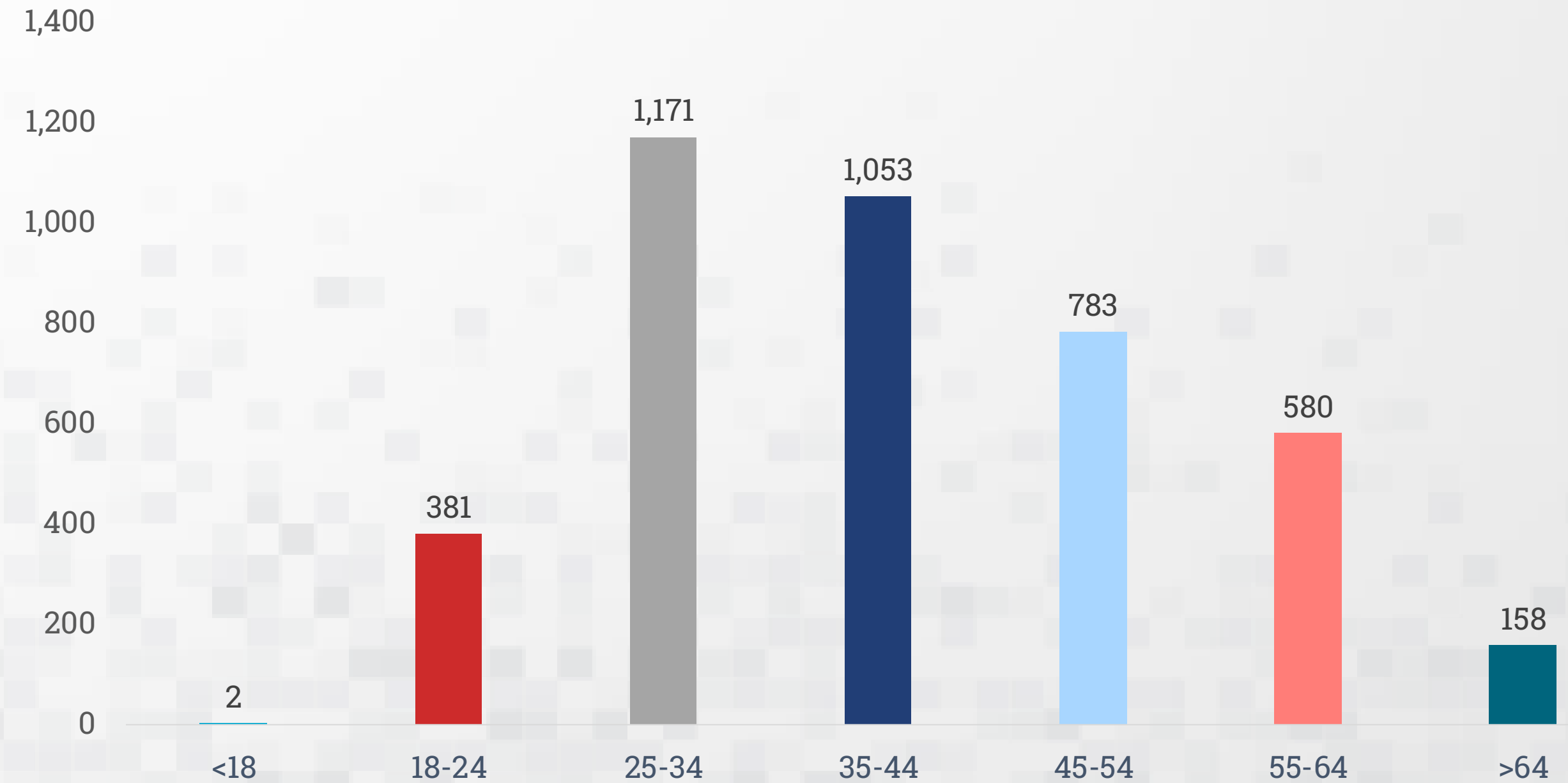
ACTIVE UI CLAIMANTS BY WEEK BORDERPLEX REGION

1/1 to 1/31

Gender



Age

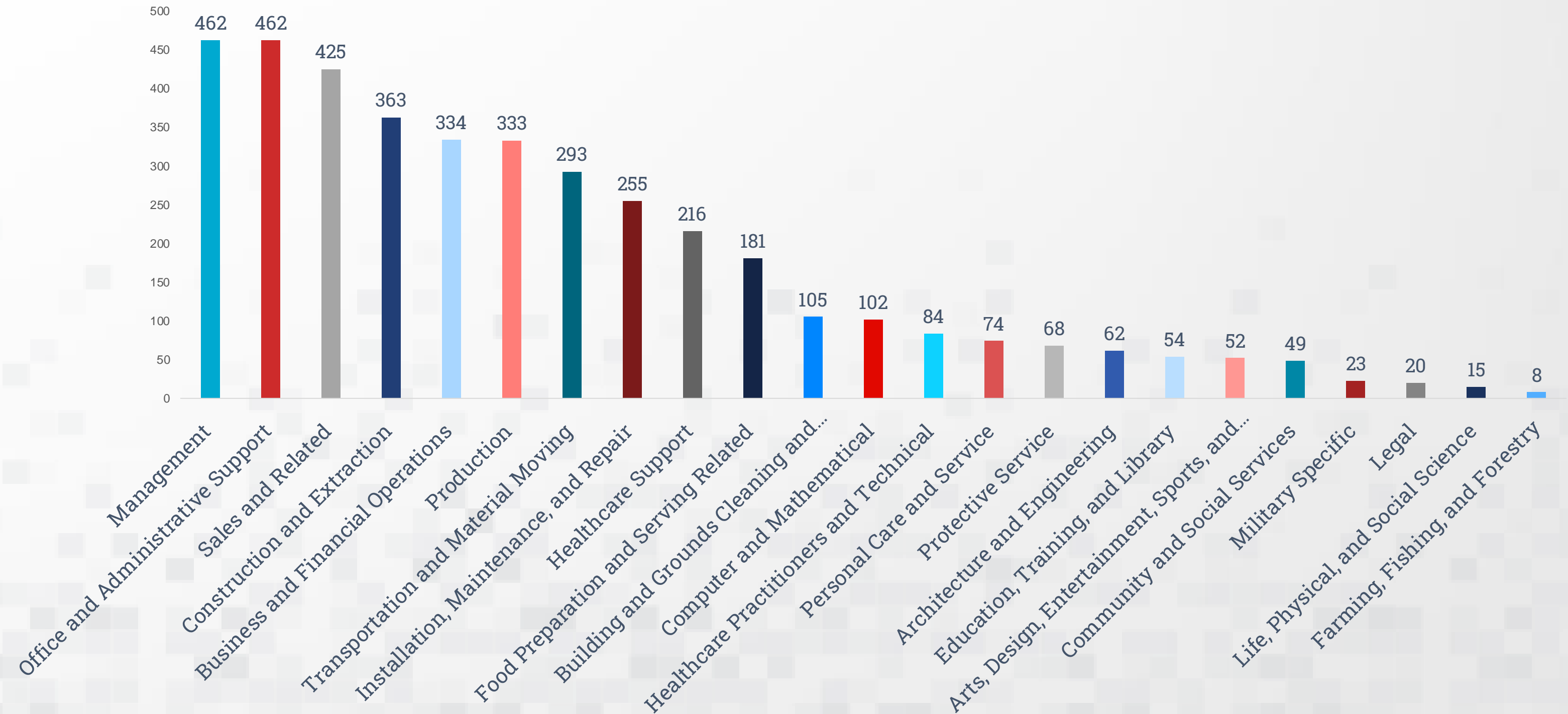
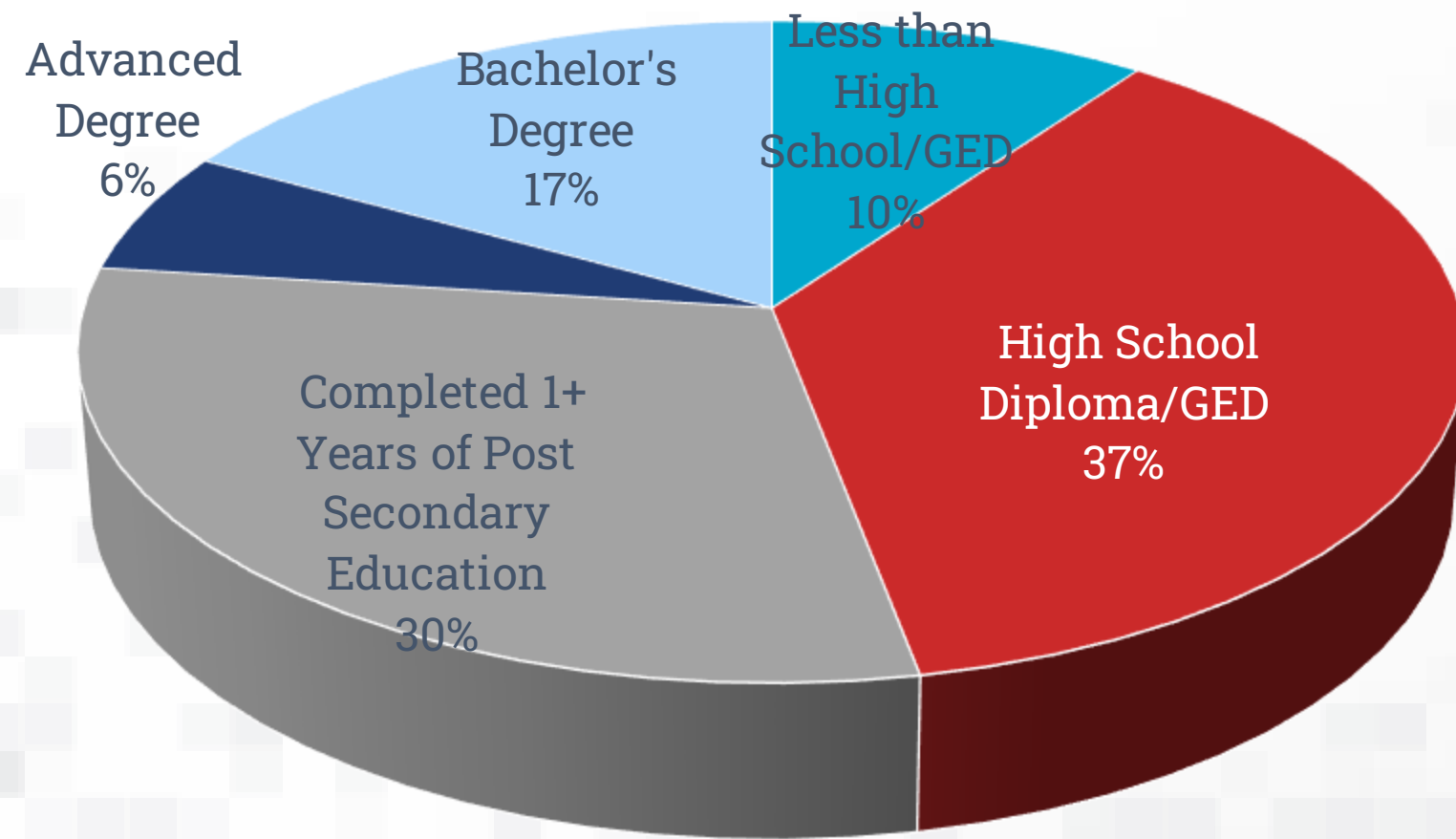


An Active Claimant is someone who meets any of these conditions:

- Claimant had to have a payment within 21 days
- The most recent Claimant certified date is within 21 days
- The claim status date is within 28 days

ACTIVE UI CLAIMANTS BY WEEK BORDERPLEX REGION

1/1 to 1/31



No occupation identified for 88 Active UI claimants

An Active Claimant is someone who meets any of these conditions:

- Claimant had to have a payment within 21 days
- The most recent Claimant certified date is within 21 days
- The claim status date is within 28 days



In honor of **Women's History Month**, WSB wants to recognize women from El Paso who have made a significant contribution and impact on the community:



Dr. Christina I. Paz. The word compassionate describes Christina, according to her friends and coworkers. One of the clinics she helped to establish helps the LGBTQ+ community and provides gender affirming care. Paz said she started it when a transgender woman who worked at the clinic died when she couldn't find a provider who understood her news. Paz Also helped found the Down Syndrome Coalition for El Paso. When her daughter Alessandra was born, she couldn't find any resources to help, which prompted her and her husband, Mark, to work to create those resources. The coalition provides jobs for those with Down Syndrome and established Every Little Blessing preschool in 2017.



Dr. Ivonne Santiago has impacted not only El Paso, but the world. With her students and supporters, she has helped borderland colonias, as well as villages and people in Puerto Rico and Haiti. As chair of the city's Public Service Board, which governs El Paso Water, she challenges staff to be thorough and seek the answers the public needs to know. And as an associate professor at UTEP, she teaches her students to be socially conscious. "Civil engineers can be a source to foster peace more than any other engineering," said Santiago, who works with many programs, including Nerd Nights, STEAM days, Upward Bound and Yes, She Can. "It's wonderful to see how first-generation students see themselves as scientists or engineers," she said. "We show them they can do it." Santiago also works to develop clean transportation as co-director of the engineering research center ASPIRE – Advanced Sustainable Powered Roadway Electrification.



Wanda Helgesen, MSN, RN, is the definition of an unsung hero. As executive director of the BorderRAC, "Wanda basically saved El Paso during the COVID-19 pandemic," said Dr. Shawna Scully, chief medical officer of Emergence Health Network. The BorderRAC – Regional Advisory Council – works with all health entities to provide emergency health care during disasters. Helgesen has been with BorderRAC for 19 years. Helgesen speaks to numerous medical groups about disaster preparedness. "It takes thinking outside the box. 9/11 was a failure of imagination. We didn't imagine people would fly planes into buildings," she said. "No brainstorming of scenarios can be discounted. We cannot have a failure of imagination."



Andrea Tawney overcomes any challenge. Raised by her single mother and grandmother in Sacramento, California, she joined the Air Force to help pay for college. At 21 she fed intelligence to Colombian soldiers and Drug Enforcement Administration agents. Later, she convinced people to fund Devasthali Hall for fine arts at New Mexico State. Now at Texas Tech University Health Sciences Center El Paso, she has, as former Woman of Impact Ginger Francis said, "single-handedly made our medical school stable for the future." "When I came to El Paso, I didn't know anybody, but I knew I could make a difference," said Tawney, who is vice president for the office of institutional advancement at TTUHSC El Paso.



A proud partner of the
americanjobcenter
network

Sources

Labor Market & Career Information, Texas Workforce Commission March 2024, JobsEQ January 2024, Bureau of Labor Statistics May 2022, Census 2022

To access previous reports, please visit the Workforce Trends and Data section of our website:

<http://www.borderplexjobs.com/regional-statistics/workforce-trends-and-data>

Funded by all or in part of, the Department of Labor/ETA WIOA Formula Grants and Wagner-Peyser; the Department of Health and Human Services TANF and Childcare Development Fund; and the Food and Nutrition Service SNAP Employment & Training.”

Equal Opportunity Employer/Program. Auxiliary aids and services are available upon request to individuals with disabilities. Relay Texas: 711 (Voice) or 1-800-735-2989 (TTY).

Igualdad de oportunidades de Empleo/Programas. Equipo auxiliar y servicios de apoyo están disponibles para personas con discapacidad al ser requeridos. Relay Texas: 711 (Voz) o 1-800-735-2989 (TTY)