



JUNE 2025 LABOR MARKET REVIEW

TABLE OF CONTENTS



Page 3 – Board of Directors

Page 5 – Highlights of the Labor Force

Page 9 – Employment by Sectors

Page 14 – Unemployment Claimants



Board of Directors

Board Chair

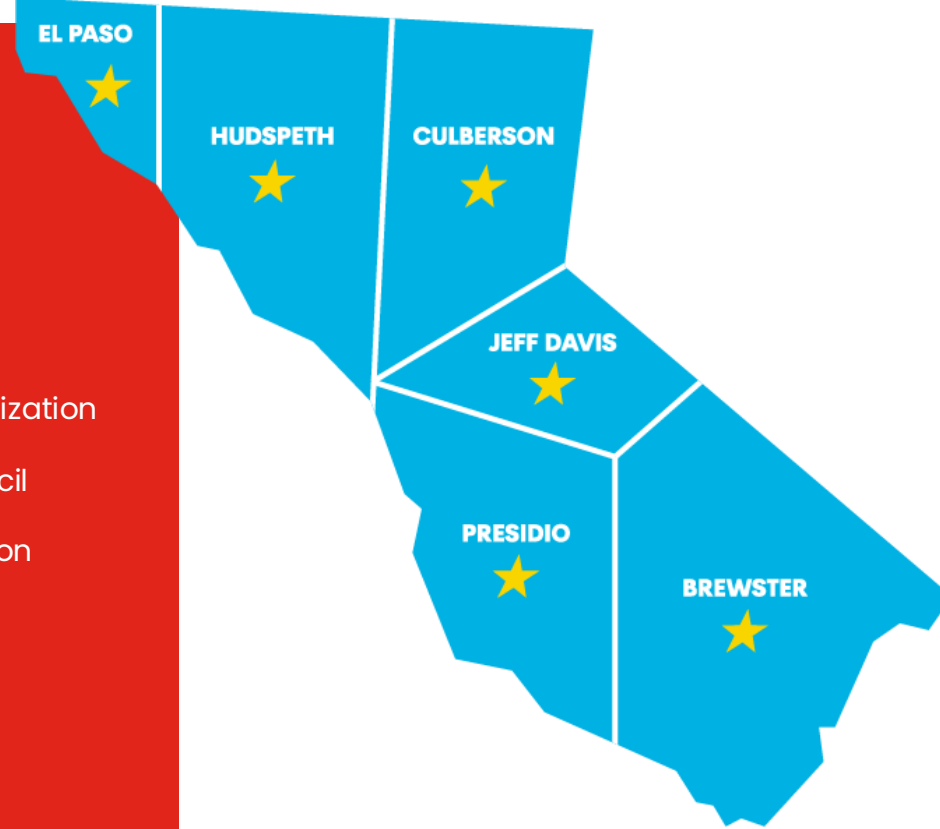
Bobby Blanco, Private Sector

Dr. Armando Aguirre, Public Education
Robert Alcalá, Vocational Rehabilitation
Dr. Carlos Amaya, ABE
Satish Bhaskar, Public Assistance
Bobby Blanco, Private Sector
Ruben Chavez, Private Sector
Chrystal Davis, Community-Based Organization
Dan Dunlap, Private Sector
Chelsie Evaldi, Private Sector
Ernestina Fauntleroy, Child Care Workforce
Michelle Fenton, Private Sector
Eduardo Garcia, Economic Development
Art Garza, Private Sector
Bob Gear, Public Employment

Vice Chair

Ruben Torres, Private Sector

Christina Gonzalez, Private Sector
Leonard Goodman III, Private Sector
Luis Hernandez, Higher Education
Randall Kinzie, Private Sector
Ruby Maldonado, Private Sector
Elizabeth Moya, Community-Based Organization
Mary Jo Ochoa-Hernandez, Literacy Council
Mica Short, Community-Based Organization
Frank Spencer, Private Sector
Ruben Torres, Private Sector
Adam Valdez, Organized Labor
Emma Wollschlager, Private Sector
Melissa Zamora, Private Sector



Board of Directors



To our members,


We are pleased to present the Labor Market Review that examines how the workforce area performed during **June 2025**. We are incorporating unemployment insurance claimant data to provide perspective on the ongoing pandemic effect.

The information presented in this newsletter was gathered from federal and state sources and pertains to the El Paso MSA, the Workforce Solutions Borderplex region, and the City of El Paso.

We look forward to performing to your highest standards in communicating pertinent information regarding the workforce as it relates to our objectives at WSB.

If there is additional information that you would like to see presented here, please send your comments and suggestions to:

alondra.mcduffiel@borderplexjobs.com



HIGHLIGHTS OF THE LABOR FORCE JUNE 2025



THE BORDERPLEX REGION

- THE LABOR FORCE DECREASED BY 1,176 FROM THE PREVIOUS MONTH
- THE NUMBER OF EMPLOYED INDIVIDUALS DECREASED BY 1,256 FROM THE PREVIOUS MONTH
- THE NUMBER OF UNEMPLOYED INDIVIDUALS INCREASED BY 80 FROM THE PREVIOUS MONTH

EL PASO, TX MSA

- EL PASO, TX MSA UNEMPLOYMENT WAS AT 4.3%, WITH A TOTAL OF 17,903 UNEMPLOYED INDIVIDUALS
- EL PASO, TX MSA ADDED 3,500 NONFARM JOBS SINCE JUNE 2024
- EL PASO, TX MSA LOST 1,900 NONFARM JOBS FROM THE PREVIOUS MONTH

RURAL COUNTIES (BREWSTER, CULBERSON, JEFF DAVIS, HUDSPETH, AND PRESIDIO COUNTIES)

- THE LABOR FORCE DECREASED BY 21 FROM THE PREVIOUS MONTH
- THE NUMBER OF EMPLOYED INDIVIDUALS DECREASED BY 44 FROM THE PREVIOUS MONTH
- THE NUMBER OF UNEMPLOYED INDIVIDUALS INCREASED BY 23 FROM THE PREVIOUS MONTH

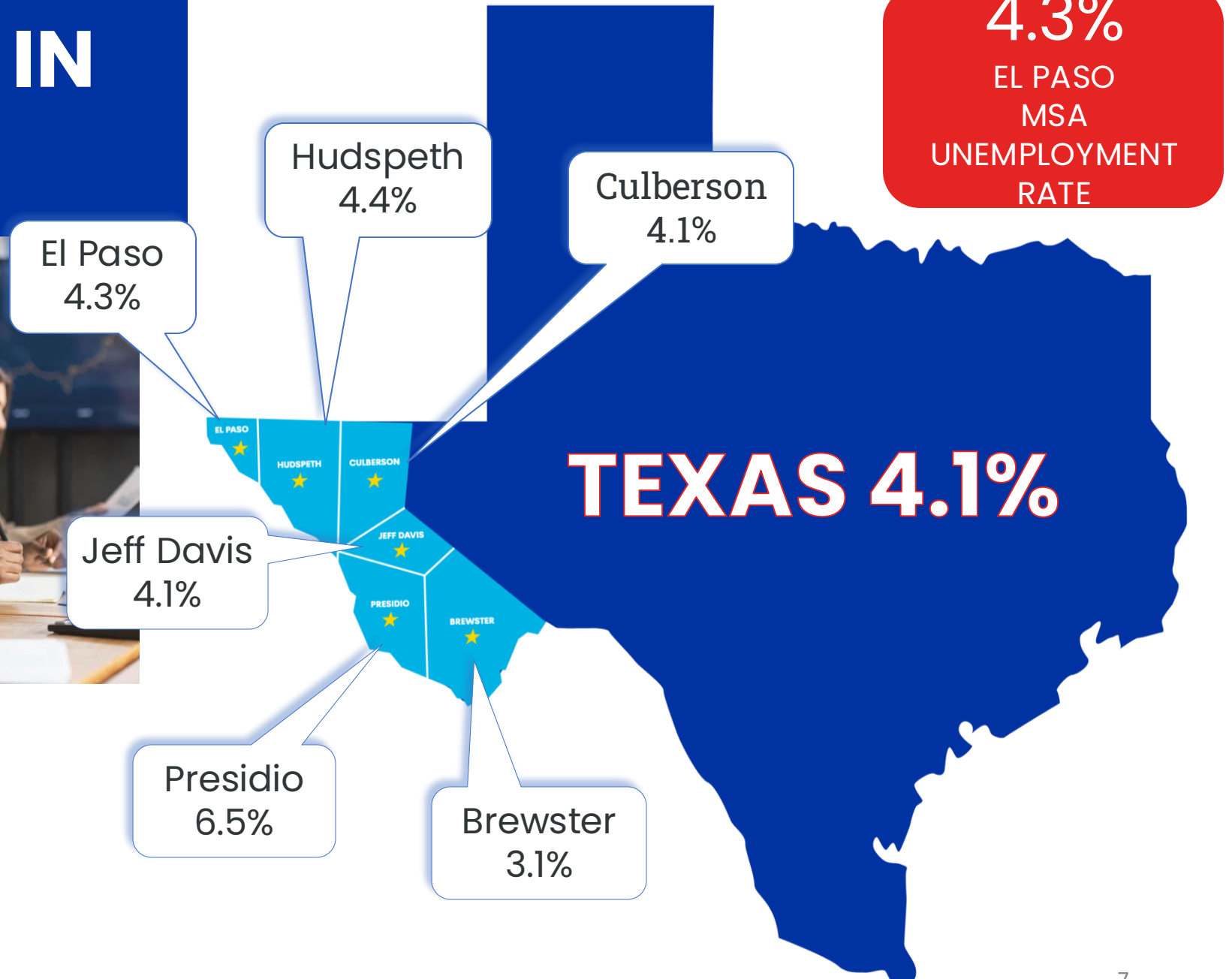


NOTEWORTHY IN JUNE 2025 (Non-Seasonally Adjusted)



		June 2025				May 2025				June 2024			
		Labor Force	Employment	Unemployment	Rate	Labor Force	Employment	Unemployment	Rate	Labor Force	Employment	Unemployment	Rate
Texas	State	15,844,159	15,199,591	644,568	4.1	15,825,723	15,193,879	631,844	4.0	15,637,330	14,941,356	695,974	4.5
El Paso	MSA	421,051	403,148	17,903	4.3	422,220	404,376	17,844	4.2	415,096	396,275	18,821	4.5
Borderplex	WDA	430,991	412,672	18,319	4.3	432,167	413,928	18,239	4.2	425,142	405,880	19,262	4.5
Brewster	County	5,550	5,377	173	3.1	5,562	5,394	168	3.0	5,640	5,463	177	3.1
Culberson	County	1,123	1,077	46	4.1	1,111	1,065	46	4.1	1,064	1,028	36	3.4
El Paso	County	420,009	402,152	17,857	4.3	421,164	403,364	17,800	4.2	414,038	395,263	18,775	4.5
Hudspeth	County	1,042	996	46	4.4	1,056	1,012	44	4.2	1,058	1,012	46	4.3
Jeff Davis	County	665	638	27	4.1	676	649	27	4.0	652	622	30	4.6
Presidio	County	2,602	2,432	170	6.5	2,598	2,444	154	5.9	2,690	2,492	198	7.4
El Paso	City	334,381	320,654	13,727	4.1	335,333	321,621	13,712	4.1	329,516	315,162	14,354	4.4
Socorro	City	18,945	18,143	802	4.2	19,001	18,197	804	4.2	18,743	17,832	911	4.9

NOTEWORTHY IN JUNE 2025



AVERAGE WEEKLY WAGES

(4th Quarter 2024)

Average Weekly Wage (4 th Quarter 2024)					
	Q4 2024	Q3 2024	Q4 2023	Quarterly Change	Yearly Change
Borderplex	\$989	\$964	\$967	\$25	\$22
Texas	\$1,488	\$1,394	\$1,427	\$94	\$61
USA	\$1,507	\$1,393	\$1,435	\$114	\$72



WORKFORCE
SOLUTIONS BORDERPLEX

WHERE DO WE WORK?

The three Super Sectors with the **GREATEST** employment for the El Paso MSA in June 2025 were:

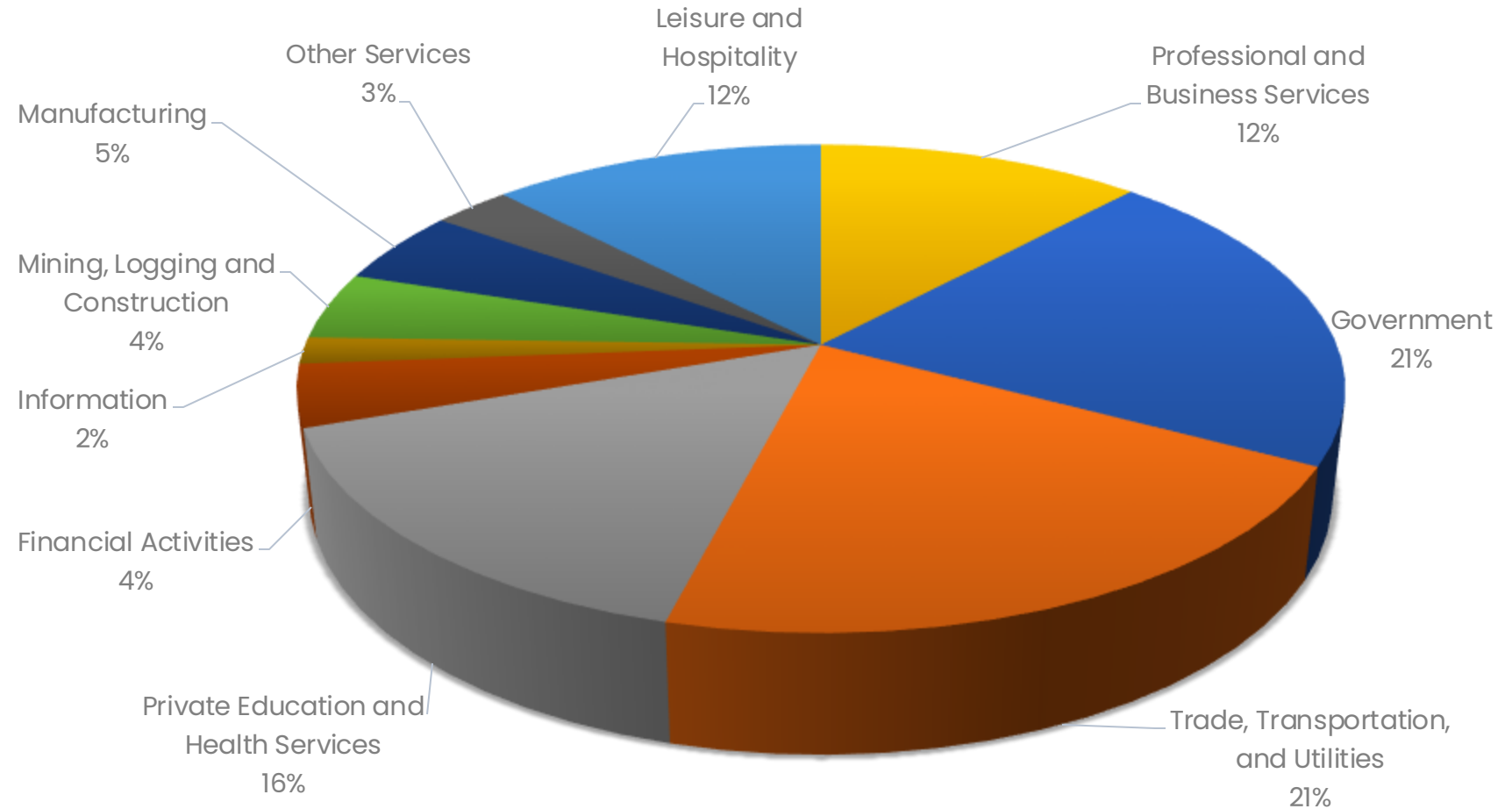
1. Trade, Transportation, and Utilities
2. Government
3. Private Education and Health Services

These three Super Sectors represented 58% of the total nonfarm employment.

The three Super Sectors with the **LEAST** employment for the El Paso MSA in June 2025 were:

1. Financial Activities
2. Other Services
3. Information

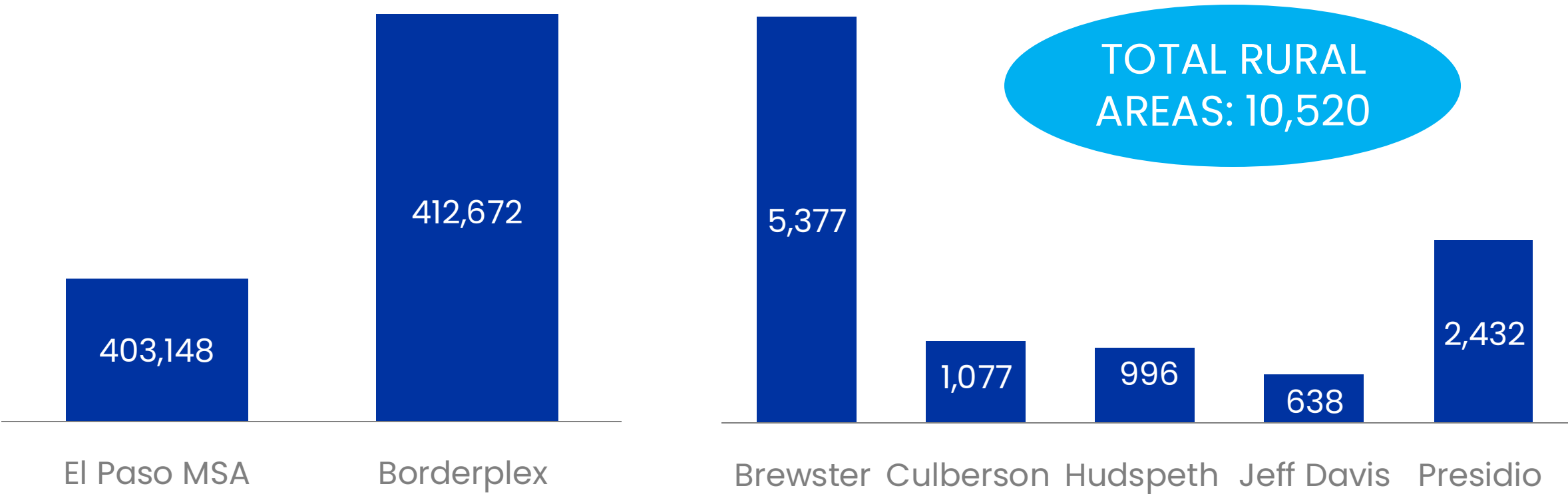
These three Super Sectors represented 9% of the total nonfarm employment.



WHERE DO WE WORK?



EMPLOYMENT in June 2025



WHERE DO WE WORK? (Cont.)



Industries Sectors that added jobs



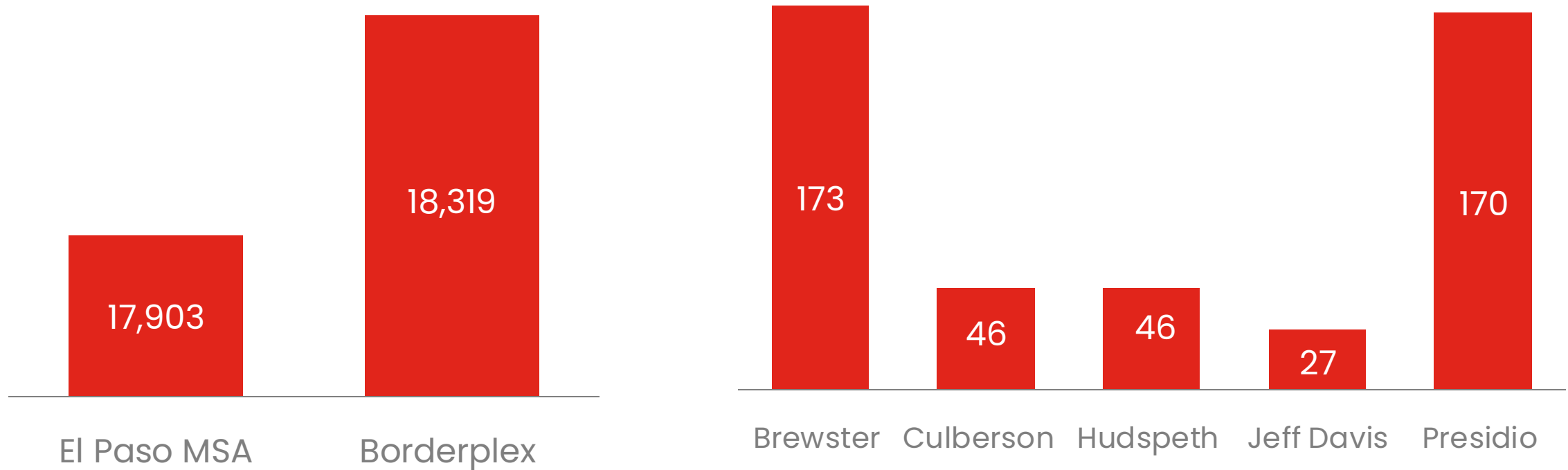
Top 5 Job Postings in the El Paso, TX MSA – June 2025

Occupation	Vacancies	Median Hourly Earnings BLS 2024
Retail Salespersons	584	\$13.43
Registered Nurses	455	\$39.13
First-Line Supervisors of Retail Sales Workers	442	\$17.42
Fast Food and Counter Workers	401	\$10.85
First-Line Supervisors of Food Preparation and Serving Workers	335	\$15.13

Job postings active during June 2025

WHERE ARE WE LOSING JOBS?

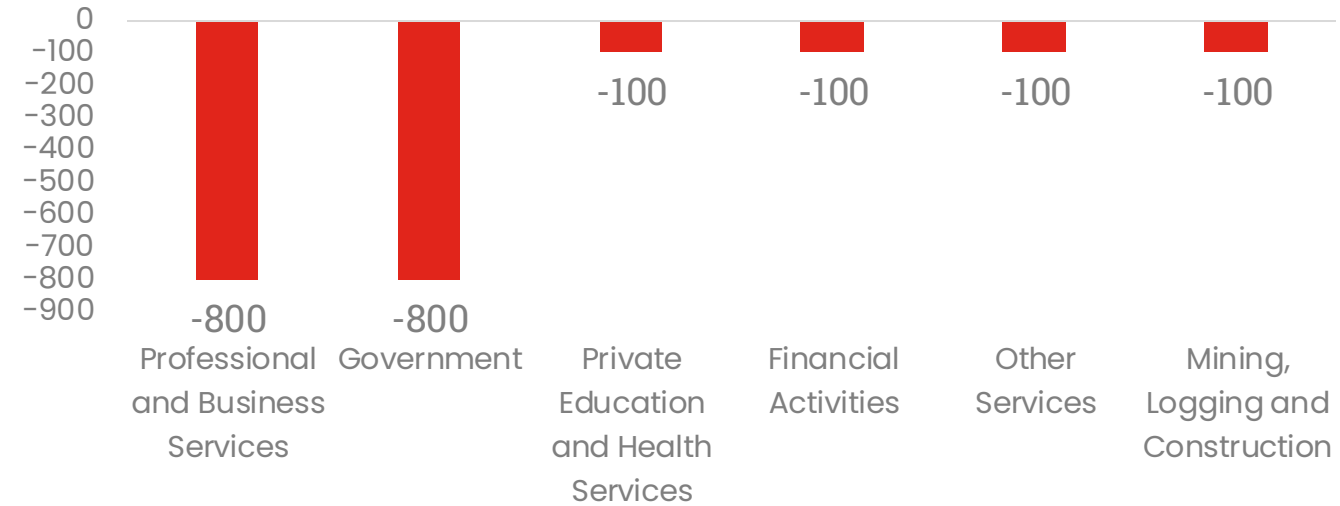
UNEMPLOYMENT in June 2025



WHERE DO WE WORK? (Cont.)



Industries Sectors that lost jobs



Top 5 Unemployment Claimants Occupations



No occupation identified for 30 Active UI claimants

UNEMPLOYMENT INSURANCE CLAIMANT DATA



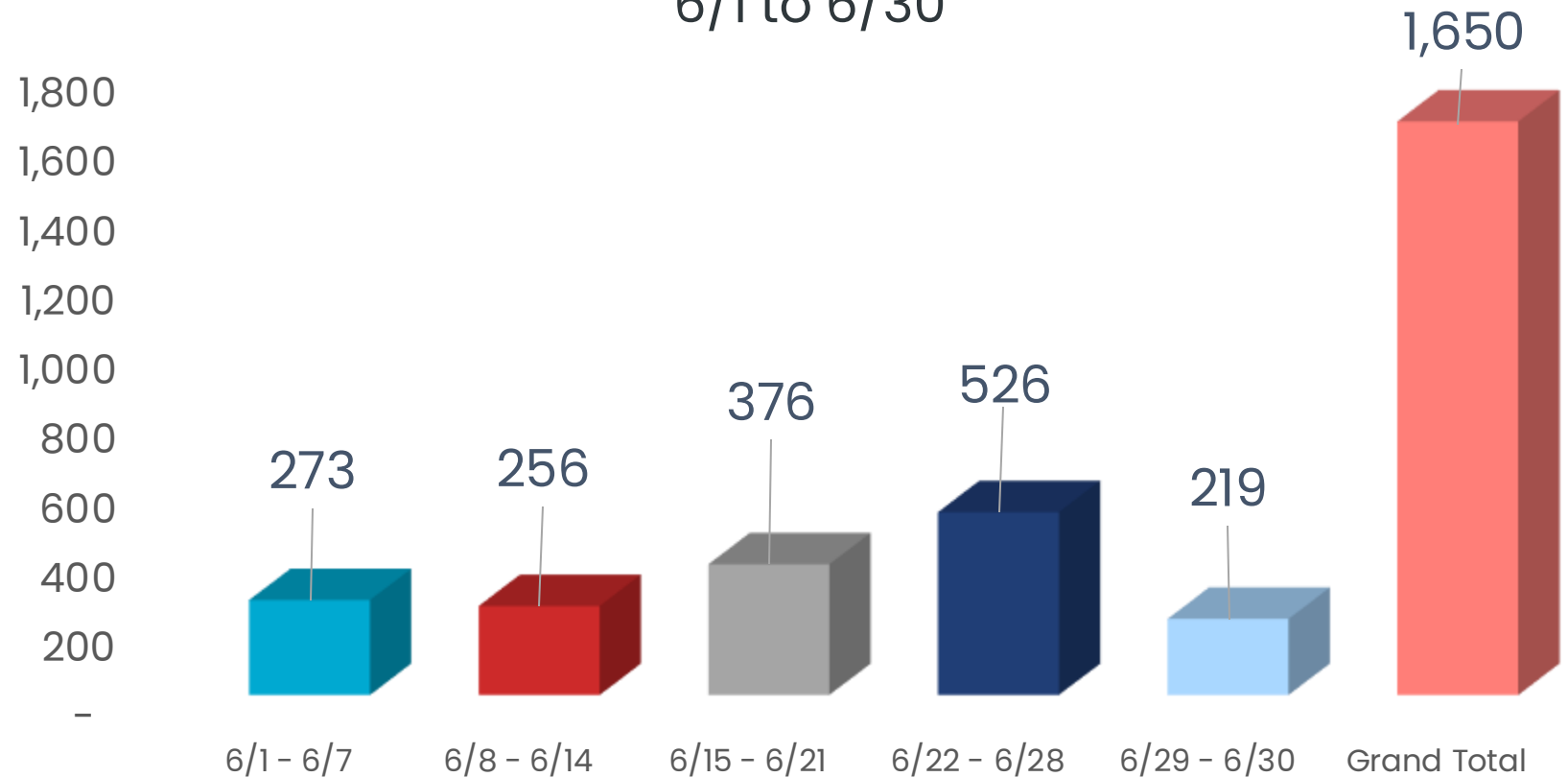
This report reflects the
Borderplex Region.
Including these 6 counties:

- Brewster
- Culberson
- El Paso
- Hudspeth
- Jeff Davis
- Presidio

An Active Claimant is someone who meets any of these conditions:

- Claimant had to have a payment within 21 days
- The most recent Claimant certified date is within 21 days
- The claim status date is within 28 days

ACTIVE UI CLAIMANTS BY WEEK BORDERPLEX REGION 6/1 to 6/30



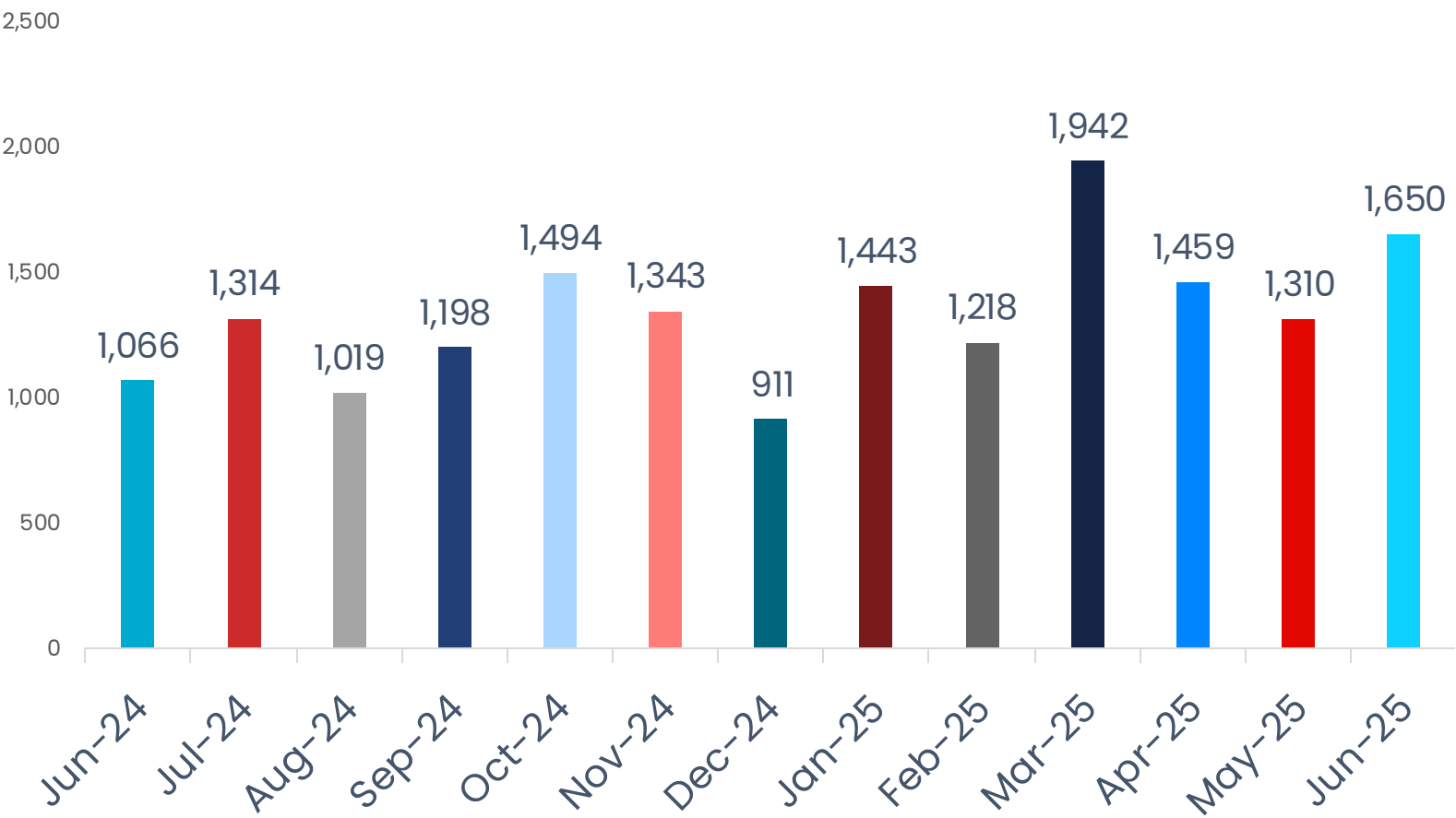
UNEMPLOYMENT INSURANCE CLAIMANT DATA



This report reflects the **Borderplex Region**.
Including these 6 counties:

- Brewster
- Culberson
- El Paso
- Hudspeth
- Jeff Davis
- Presidio

ACTIVE UI CLAIMANTS BY MONTH
BORDERPLEX REGION

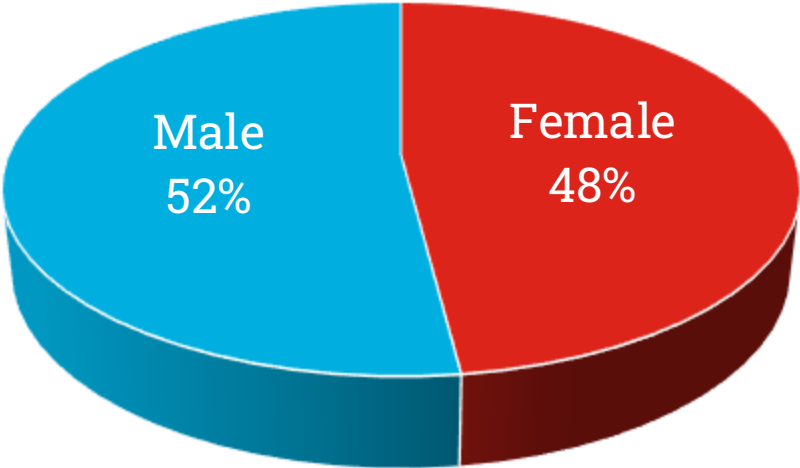


UNEMPLOYMENT INSURANCE CLAIMANT DATA



ACTIVE UI CLAIMANTS BY WEEK
BORDERPLEX REGION
6/1 to 6/30

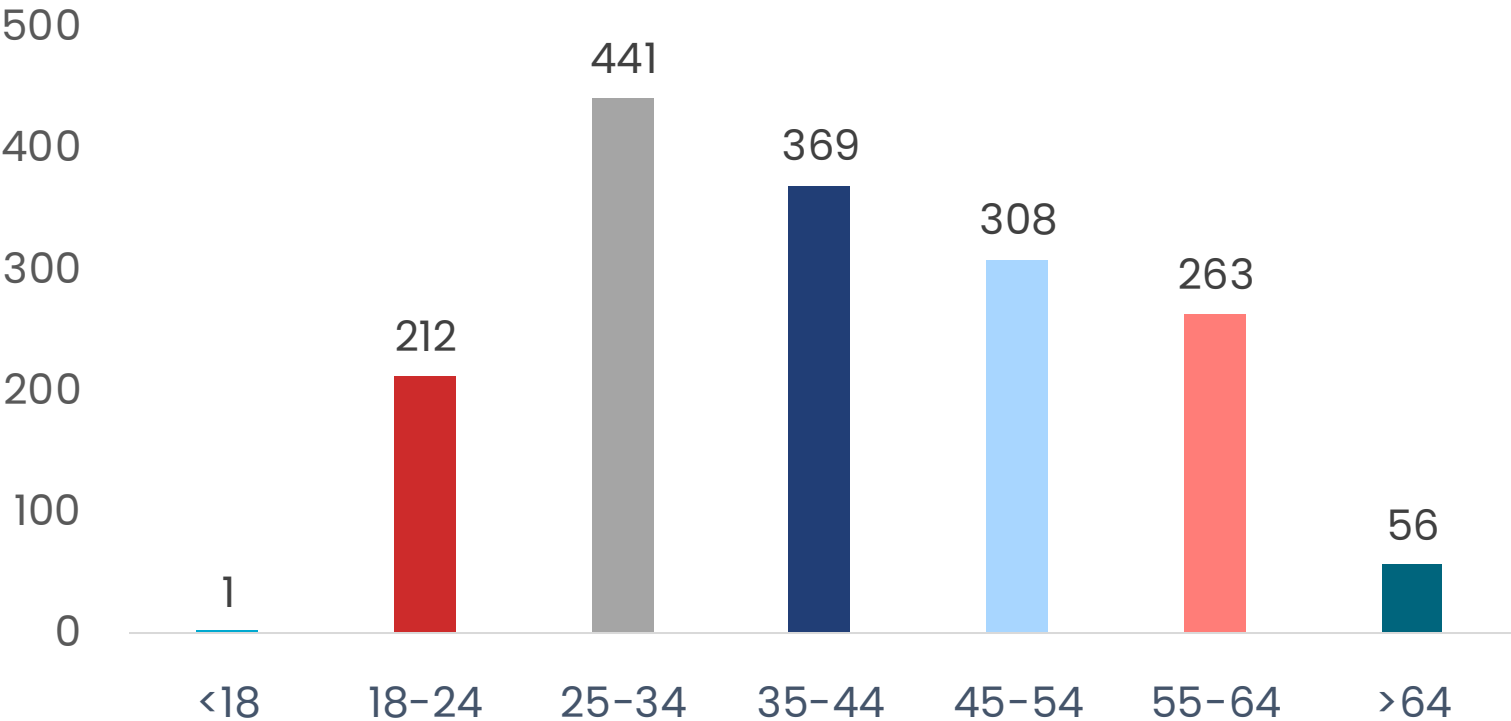
Gender



An Active Claimant is someone who meets any of these conditions:

- Claimant had to have a payment within 21 days
- The most recent Claimant certified date is within 21 days
- The claim status date is within 28 days

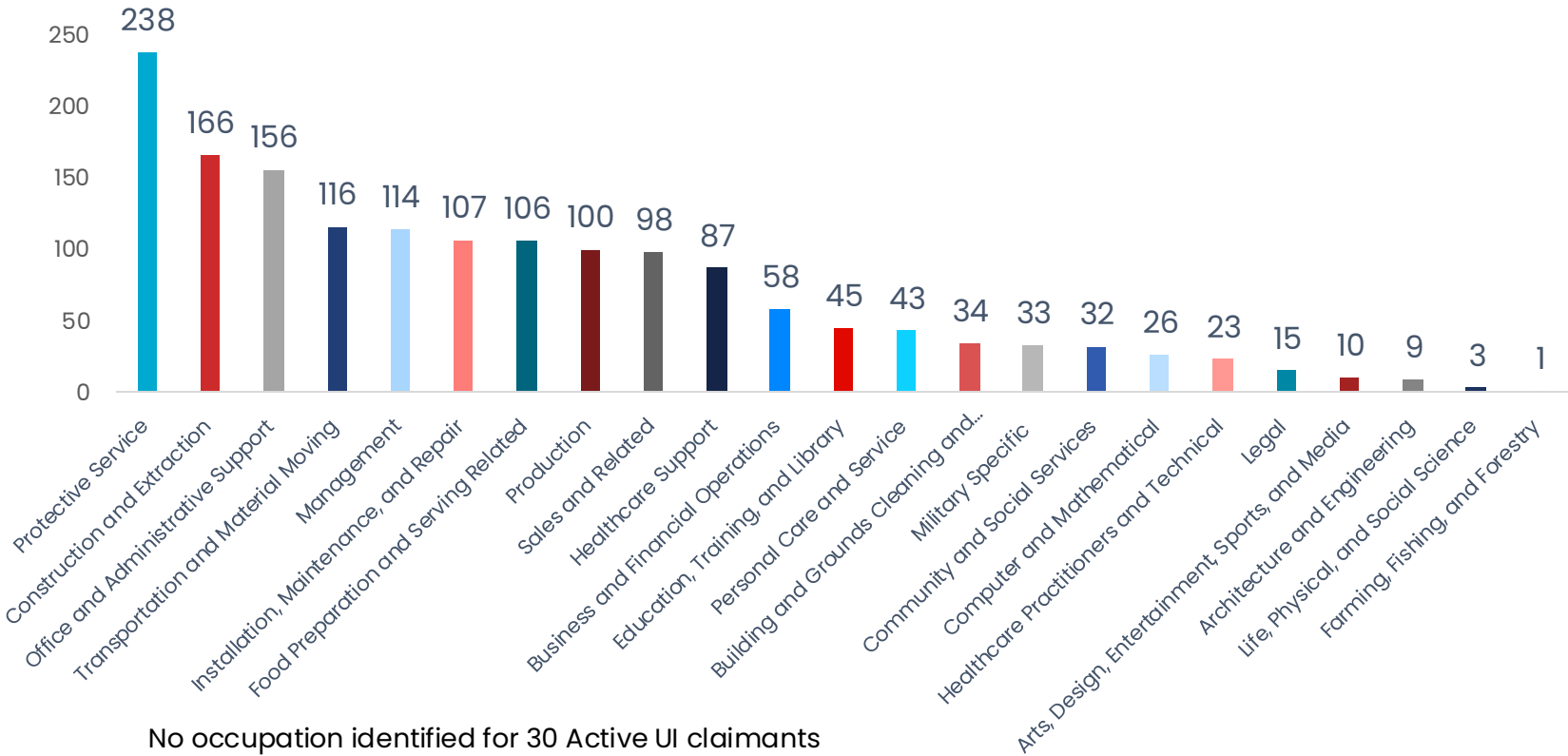
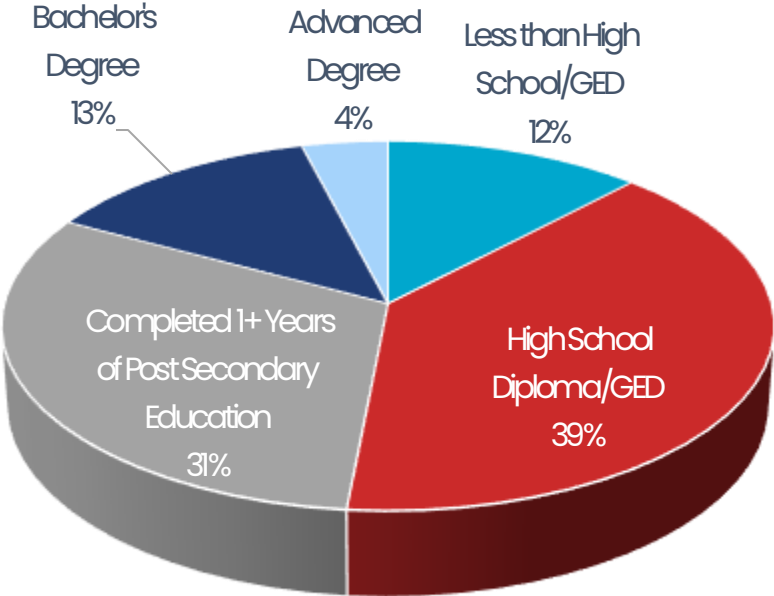
Age



UNEMPLOYMENT INSURANCE CLAIMANT DATA



ACTIVE UI CLAIMANTS BY WEEK
BORDERPLEX REGION
6/1 to 6/30



SOURCES



A proud partner of the
americanjobcenter
network

Labor Market & Career Information, Texas Workforce Commission June 2025, JobsEQ June 2025, Bureau of Labor Statistics June 2024, US Census 2023. To access previous reports, please visit the Workforce Trends and Data section of our website: <https://borderplexjobs.com/performance-and-transparency/performance>

Funded by all or in part of, the Department of Labor/ETA WIOA Formula Grants and Wagner-Peyser; the Department of Health and Human Services TANF and Childcare Development Fund; and the Food and Nutrition Service SNAP Employment & Training.”

Equal Opportunity Employer/Program. Auxiliary aids and services are available upon request to individuals with disabilities. Relay Texas: 711 (Voice) or 1-800-735-2989 (TTY).

Igualdad de oportunidades de Empleo/Programas. Equipo auxiliar y servicios de apoyo están disponibles para personas con discapacidad al ser requeridos. Relay Texas: 711 (Voz) o 1-800-735-2989 (TTY)