

24hrs: 0086-18021231901  
www.chinasaikang.com

**SAIKANG (USA Branch)**  
Saikang Medical Technology, Inc  
17800 Castleton St Ste 180,  
City of Industry, Ca 91748  
Tel: +1 949648-2776

**SAIKANG (East Africa Branch)**  
Saikang Medical Solutions (East Africa) Ltd.  
Viraj Complex Unit 3 Mombasa Road,  
P.O Box 14262-00800, Nairobi,  
TEL: +254 733-704 690

**SAIKANG (China Headquarter)**  
No.35 Lehong Road,Zhangjiagang City,  
Jiangsu Province,China.  
TEL: +86-512-58525850  
FAX: +86-512-58520713  
E-mail: inquiry@jssaikang.com

**SAIKANG (UK Branch)**  
Uk Healthward International Limited  
Owner(s) Address DEPT 111,  
196 High Road Wood Green,  
London, N22 8HH  
United Kingdom  
TEL: +44 2032399738

**SAIKANG (Mid East Branch)**  
Saikang Medical Supplies (Mid East) LLC  
X22-S03 England Cluster,  
International City, Dubai UAE  
TEL: +20 128 8962497

**SAIKANG (Russia Branch)**  
454080, Russian Federation,  
the city of Chelyabinsk,  
Showroom, street: Truda 174,  
TEL: +7 (351) 214-55-66,  
214-88-11,  
214-15-16



Factory Tour



Website



SAIKANG  
Leading Brand of China Medical Furniture

www.chinasaikang.com  
E20-1

# SAIKANG®

LEADING BRAND OF CHINA  
MEDICAL FURNITURE

JIANGSU SAIKANG MEDICAL EQUIPMENT CO., LTD.  
www.chinasaikang.com

Stock Code: 870098



**SAIKANG<sup>®</sup>**  
LEADING BRAND OF CHINA  
MEDICAL FURNITURE



## LEADING BRAND OF CHINA MEDICAL FURNITURE

RACE AGAINST TIME  
HEALTHIER YOUR LIFE



## CONTENTS

01 Strength of Saikang	09 Hospital Bed	53 Mattress
03 Technology of Saikang	29 Homecare Bed	55 Bedside Table
05 Innovation of Saikang	31 Orthopedic Bed	56 Overbed Table
07 Quality of Saikang	33 Children Bed	57 Medical Chair
	37 Baby Crib	64 Stretcher
	38 Bathing Bed	67 Stretcher Trolley
	39 Examination Table	68 Patient Trolley
	42 Gynecological Table	73 Medical Trolley
	45 Obstetric Bed	79 Surgical Instrument
	47 Operating Table	80 Cabinet/Shelf

## STRENGTH OF SAIKANG

# 20

20 years focusing on design, production, service and technical consultation of medical care equipment

# 150

Located in Zhangjiagang City, 150km nearby Shanghai Economic Center

# 1000000

Saikang delivered 1,000,000 sets of products globally, Products all over Asia, Middle East, North America and Africa.

# 400

There are more than 400 employees worldwide, more than 50 qualified engineers, and more than 100 trained technicians

# 189

Equipped with 189 sets of various automatic production facilities, Saikang follow strict standard control system on every production process, enable the traceable of each part

# 50000

The finished phase I production area covers more than 30,000 square meters, and phase II will be more than 20,000 square meters of advanced production area

# 16

Saikang offer comprehensive medical solutions with 16 product categories

# 562

Safe, efficient and easy-to-use medical solution including emergency, nursing and ICU wards of more than 500 series of products

# 29

With CE certification, ISO9001/13485 quality system certification, U.S. FDA and other 29 certifications

# 126

Ownership of 126 patents, continuously leading new standards in defining product quality and service efficiency

# 108

Since the establishment of the company, products and solutions have been used in more than 108 countries

# 1000

Saikang products are committed to creating a modern nursing environment, accumulatively serving more than 1,000 medical and health care organizations



## LEADING BRAND OF MEDICAL FURNITURE

Patients in medical rehabilitation often have to face huge challenges. Many people who suffering from diseases or accidents are faced with retraining their minds and bodies and must adapt to the new environment. In this case, the positive atmosphere would offer decisive help. Hospital beds and furniture should provide the best support for patients and nurses. Considering this case, Saikang devoted to provide medical care solutions and perfect choices for medical institutions and rehabilitation centers, to help patients achieve rapid or long-term recovery.

Saikang was founded in 2002, now is a leading global provider of medical furniture and solutions. Head office locates in Suzhou, and branches in US, UK, Dubai, Russia and Kenya, having 400 employees worldwide. Saikang has formed a large global network of research and development, marketing and service. Currently, Saikang products and medical solutions have been used in more than 108 countries and regions in the world.

# TECHNOLOGY OF SAIKANG

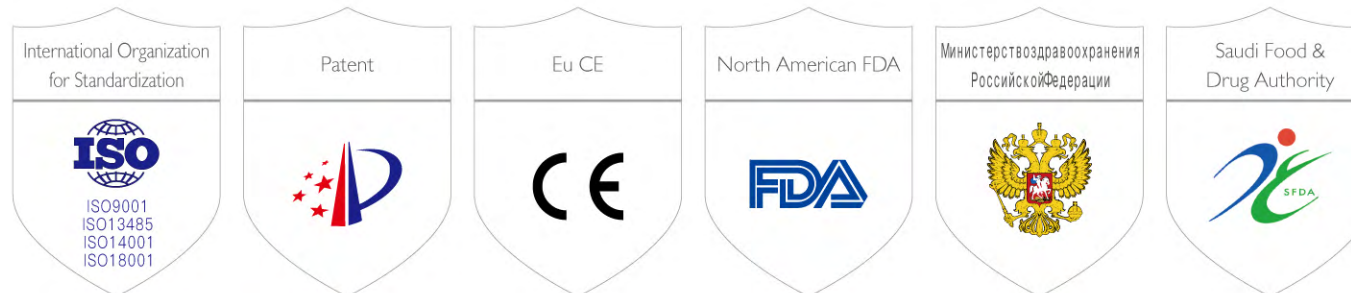
SAIKANG insists on providing reliable quality, reshapes the "Made in China" products in worldwide market. SAIKANG has obtained ISO9001/13485 quality system certification, CE approval for conformity, EU safety certifications, and US FDA, Saudi FDA, Russian FDA market access license.



Alibaba.com Assessed Supplier  
Supplier Assessment Certificate Number: 7797799-P-1  
Presented to  
Jiangsu Saikang Medical Equipment Co., Ltd.  
江苏赛康医疗设备有限公司

中国制造网 认证供应商  
AUDITED SUPPLIER  
Presented To  
Jiangsu Saikang Medical Equipment Co., Ltd.  
江苏赛康医疗设备有限公司  
http://jsaikang.en.made-in-china.com  
In Recognition of Your Site Existence & Business Operations  
Audited by SGS-CSTC on 2013-05-17  
Audit Report Serial No.: DIP-AS1134722

Made-in-China.com  
中国 制造 网





# INNOVATION OF SAIKANG

## Design Innovation



SAIKANG medical designers have always maintain close communication with medical service providers, to help them providing better solutions to their patients. With long-standing experience in product structure and functional experience, SAIKANG continue to forge ahead with innovation and play a vital role in helping medical service providers to improve the quality of care.

## Research Innovation



SAIKANG medical owns independent research and development center. Since its inception, every year SAIKANG invested 10% of its annual sales in R&D, launched 10 new products, and applied at least 10 patented technologies on an average basis, which lead SAIKANG to continuously define the quality of medical products and new standards of efficiency.

## Manufacturing Innovation



SAIKANG medical, as a pioneer in the field of medical furniture, always choose branded suppliers strictly to ensure the safety and reliability of raw material. SAIKANG adopt robot welding, automatic epoxy coating, efficient assembly line, dedicated operator, rigorous quality control, only to guarantee SAIKANG's commitment on quality.

## Maintenance Innovation



SAIKANG medical have more than 50 engineers, and qualified service term that composed of professional subcontractors, trained technicians, and after-sale staff. They are experienced and have excellent skills , not only to respond each service request on time, but also precaution every detail in equipment operation , always focus on products safety.

## Service Innovation



SAIKANG medical have thorough service architecture: 7days x 24hours online customer call center, complete spare parts warehouse, advanced CRM system, precautionary service, etc. No matter where customer is, SAIKANG service will be always close at hand.

# QUALITY OF SAIKANG

## Bed panels

A Harmonious Whole

Different panel design available, easy to remove and fix, without any tools. Fitted with buffers that protect both the walls and the bed itself when travelling.

## Sleeping Surface


Unrivaled Sleeping Comfort

With 4 different sleeping surface to choose from. Profiled steel, thermoformed synthetic, shaped Plastic.

## Protection Side Rails

Safety is Priceless

Atmosphere galleries, ABS collapsible side rails offer the patient protection on 2/3 of the bed. Thanks to the special design, the galleries constitute the ultimate protection for the patient.



## Control Panel

Autonomous Control

Functional and easy to handle. The control offers all the functions which allow the patient and staff to choose according the positions.

## Height Adjustment System

Perfect Stability

The height-adjustable support arms guarantee excellent bed stability. Thanks to the special design [patented] the patient can more easily get out of bed and receive care.

## World Class Branded Parts


Perfect Partners

We support and produce our products in accordance to EN international standard, our outsourced parts are from world class tracked companies.


With a total area of more than 30,000m<sup>2</sup>, SAIKANG can fulfill various requirements of production. Through the intelligent management system, each process is visualized and standardized. The manufacturing base has its strict quality management system, so every production procedure is enabled to follow their standards and every produced piece is traceable.



Technique. Be Unique



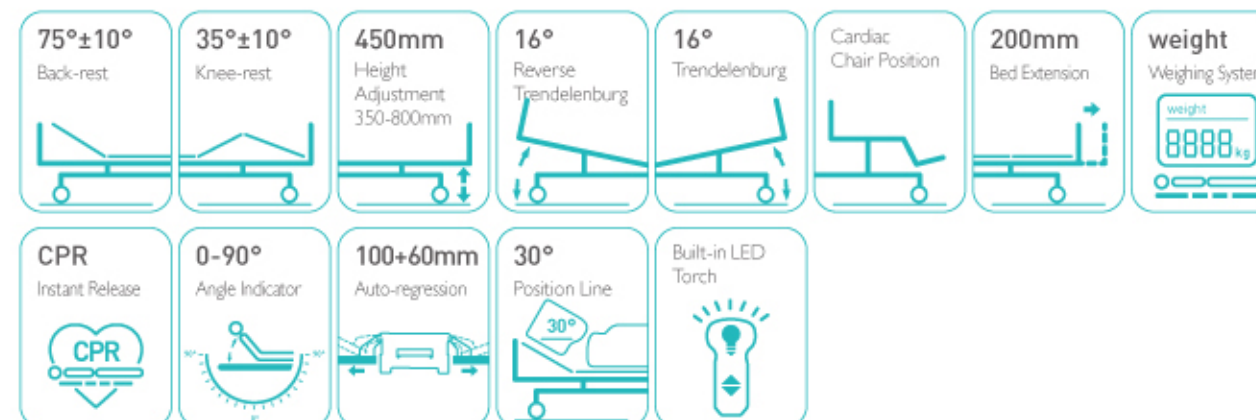
Quality. Be Confident



Design. Be Harmonized



360° View



## Oasis Series

## Y8y

Electric Bed  
SKD-C

## Technical Parameters

External Length	2130mm
External Width	1050mm
Bed Height Min.	350mm
Bed Height Max.	800mm
Mattress Platform	1925×880mm
Safe Working Load	250kg

## Technical Configuration

✓ Linear Motor	4pcs
✓ 5" Double Side Castors, Central Locking System	4pcs
✓ ABS Oasis Side Rail Extra Height	1set
✓ ABS Oasis Bed Ends with Safe Lock	1set
✓ PP Bed Platform, Removable & Washable	9pcs
✓ Plastic Socket Inside PP Guardrail for Phone or Glasses	2pcs
✓ Patent Angle Indicator For Back-rest And Trendelenburg Position	4pcs
✓ Ø100mm Wall Bumper Wheel	4pcs
✓ IV Pole	1set
✓ IV Pole Prevision	4pcs
✓ Drainage Hook	2pcs
✓ Central Locking Pedal	2pcs
✓ ABS Mattress Stopper	2pcs
✓ Hand Controller	1pc
✓ Manual CPR	

## Advantages

- ★ Double Auto-regression
- ★ Super-low Bed Position 350mm
- ★ PP Bed Platform, Removable & Washable
- ★ Inserted-type PP Head Foot Board, One Step Release With Safe Lock, Patent Design
- ★ PP Safety Guardrail With Two Steps Unlocking System, Patent Design
- ★ Back Rest 30degree Position, Reduce The Chance Of Lung Infection
- ★ Built-in LED Torch
- ★ Applicable For C-arm Examination

## Optional

- Electric CPR
- Weighing System
- Bed Extension 20cm
- Back-up Battery
- Nurse Control Panel
- Emergency Stop Button
- Cardiac Chair Position
- Directional Wheels Function
- 5th and 6th Extra Side Rail For Full Protection
- Monkey Pole
- Balkan frame
- Linen Holder




Oasis Series

# Y6y

## Electric Bed

### SKD-C

<b>75°±10°</b> Back-rest	<b>35°±10°</b> Knee-rest	<b>440mm</b> Height Adjustment 360-800mm	<b>CPR</b> Instant Release	<b>0-90°</b> Angle Indicator	<b>200mm</b> Bed Extension	<b>100+60mm</b> Auto-regression	<b>30°</b> Position Line	<b>Built-in LED Torch</b>
-----------------------------	-----------------------------	--	-------------------------------	---------------------------------	-------------------------------	------------------------------------	-----------------------------	---------------------------



#### Technical Parameters

External Length	2130mm
External Width	1050mm
Bed Height Min.	360mm
Bed Height Max.	800mm
Mattress Platform	1925×880mm
Safe Working Load	250kg

#### Technical Configuration

<input checked="" type="checkbox"/> Linear Motor	3pcs
<input checked="" type="checkbox"/> 5" Double Side Castors, Central Locking System	4pcs
<input checked="" type="checkbox"/> ABS Oasis Side Rail Extra Height	1set
<input checked="" type="checkbox"/> ABS Oasis Bed Ends with Safe Lock	1set
<input checked="" type="checkbox"/> PP Bed Platform, Removable & Washable	9pcs
<input checked="" type="checkbox"/> Plastic Socket Inside PP Guardrail For Phone Or Glasses	2pcs
<input checked="" type="checkbox"/> Patent Angle Indicator For Back-rest And Trendelenburg Position	4pcs
<input checked="" type="checkbox"/> Ø100mm Wall Bumper Wheel	4pcs
<input checked="" type="checkbox"/> IV Pole	1set
<input checked="" type="checkbox"/> IV Pole Prevision	4pcs
<input checked="" type="checkbox"/> Drainage Hook	2pcs
<input checked="" type="checkbox"/> Central Locking Pedal	2pcs
<input checked="" type="checkbox"/> ABS Mattress Stopper	2pcs
<input checked="" type="checkbox"/> Hand Controller	1pc

#### Optional

<input type="checkbox"/> Manual CPR
<input type="checkbox"/> Electric CPR
<input type="checkbox"/> Bed Extension 20cm
<input type="checkbox"/> Back-up Battery
<input type="checkbox"/> Nurse Control Panel
<input type="checkbox"/> Emergency Stop Button
<input type="checkbox"/> Directional Wheels Function
<input type="checkbox"/> 5" and 6" Extra Side Rail For Full Protection
<input type="checkbox"/> Monkey Pole
<input type="checkbox"/> Balkan frame

Oasis Series

# Y6w

## Electric Bed

### SKD-C

<b>75°±10°</b> Back-rest	<b>35°±10°</b> Knee-rest	<b>440mm</b> Height Adjustment 365-805mm	<b>CPR</b> Instant Release	<b>200mm</b> Bed Extension	<b>100+60mm</b> Auto-regression	<b>Built-in LED Torch</b>
-----------------------------	-----------------------------	--	-------------------------------	-------------------------------	------------------------------------	---------------------------



#### Technical Parameters

External Length	2130mm
External Width	1015mm
Bed Height Min.	365mm
Bed Height Max.	805mm
Mattress Platform	1925×880mm
Safe Working Load	250kg

#### Technical Configuration

<input checked="" type="checkbox"/> Linear Motor	3pcs
<input checked="" type="checkbox"/> 5" Covered Castors with Brake	4pcs
<input checked="" type="checkbox"/> Foldable Side Rail with ProErgo-Handle™	1set
<input checked="" type="checkbox"/> ABS Oasis Bed Ends with Safe Lock	1set
<input checked="" type="checkbox"/> PP Bed Platform, Removable & Washable	9pcs
<input checked="" type="checkbox"/> Ø100mm Wall Bumper Wheel	4pcs
<input checked="" type="checkbox"/> IV Pole	1set
<input checked="" type="checkbox"/> IV Pole Prevision	4pcs
<input checked="" type="checkbox"/> Drainage Hook	2pcs
<input checked="" type="checkbox"/> ABS Mattress Stopper	2pcs
<input checked="" type="checkbox"/> Hand Controller	1pc

#### Optional

<input type="checkbox"/> Manual CPR
<input type="checkbox"/> Electric CPR
<input type="checkbox"/> Bed Extension 20cm
<input type="checkbox"/> Back-up Battery
<input type="checkbox"/> Nurse Control Panel
<input type="checkbox"/> Emergency Stop Button
<input type="checkbox"/> Directional Wheels Function
<input type="checkbox"/> Monkey Pole
<input type="checkbox"/> Balkan frame



<b>75°±10°</b> Back-rest 	<b>20°±10°</b> Knee-rest 	<b>450mm</b> Height Adjustment 500-950mm 	<b>18°</b> Reverse Trendelenburg 	<b>18°</b> Trendelenburg 	<b>weight</b> Weighing System 	<b>CPR</b> Instant Release 	<b>0-90°</b> Angle Indicator 
<b>100mm</b> Auto-regression 	<b>200mm</b> Bed Extension 	<b>Cardiac</b> Chair Position 					

## X9x

### Electric Bed SKD-C

#### Technical Parameters

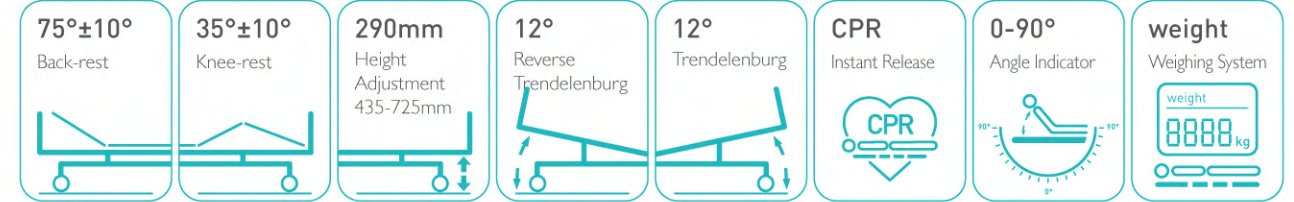
External Length	2040-2240mm
External Width	1020mm
Bed Height Min.	500mm
Bed Height Max.	950mm
Mattress Platform	1820-2020×820mm
Safe Working Load	250kg

#### Optional

- Weighing System With LCD Screen
- Data Storage System
- Monkey Pole

#### Technical Configuration

<input checked="" type="checkbox"/> Linak Motor	6pcs
<input checked="" type="checkbox"/> 6" Double Side Castors, Central Locking	4pcs
<input checked="" type="checkbox"/> ABS Side Rail with Integrated Control Panel	1set
<input checked="" type="checkbox"/> ABS Bed Ends One Step Removable	1set
<input checked="" type="checkbox"/> Ø75mm Wall Bumper Wheel	4pcs
<input checked="" type="checkbox"/> IV Pole	1set
<input checked="" type="checkbox"/> IV Pole Prevision	4pcs
<input checked="" type="checkbox"/> Drainage Hook	4pcs
<input checked="" type="checkbox"/> 5" Directional Wheel Pedal	2pcs
<input checked="" type="checkbox"/> Central Locking Pedal	2pcs
<input checked="" type="checkbox"/> X-ray Translucent Mattress Platform	1set
<input checked="" type="checkbox"/> Back-up Battery	1set
<input checked="" type="checkbox"/> Night Light	1set
<input checked="" type="checkbox"/> Bed Push Handle for Emergency Transfer	1set
<input checked="" type="checkbox"/> Manual CPR	
<input checked="" type="checkbox"/> Electric CPR	



## Grace Care

## D8d

Electric Bed  
SKD-C

## Technical Parameters

External Length	2280mm
External Width	1090mm
Bed Height Min.	435mm
Bed Height Max.	725mm
Mattress Platform	1925×900mm
Safe Working Load	250kg

## Technical Configuration

<input checked="" type="checkbox"/> Linear Motor	4pcs
<input checked="" type="checkbox"/> 5" Double Side Castors, Central Locking	4pcs
<input checked="" type="checkbox"/> ABS Grace Side Rail with Integrated Control Panel	1set
<input checked="" type="checkbox"/> ABS Grace Bed Ends with Integrated LCD Control Panel	1set
<input checked="" type="checkbox"/> Ø85mm Wall Bumper Wheel	4pcs
<input checked="" type="checkbox"/> Trapeze Socket	2pcs
<input checked="" type="checkbox"/> IV Pole	1set
<input checked="" type="checkbox"/> IV Pole Prevision	4pcs
<input checked="" type="checkbox"/> Drainage Hook	2pcs
<input checked="" type="checkbox"/> Central Locking Pedal	2pcs
<input checked="" type="checkbox"/> Manual CPR	

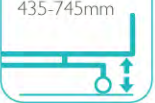
## Optional

<input type="checkbox"/> Electrical CPR
<input type="checkbox"/> Weighing System with LCD Screen
<input type="checkbox"/> Bed Extension
<input type="checkbox"/> Back-up Battery
<input type="checkbox"/> Cardiac Position
<input type="checkbox"/> ABS Bed Surface
<input type="checkbox"/> X-ray Bed Surface
<input type="checkbox"/> Monkey Pole
<input type="checkbox"/> Balkan Traction Frame
<input type="checkbox"/> Directional Wheel



360° View

Grace Care

**D6w**Electric Bed  
SKD-C75°±10°  
Back-rest35°±10°  
Knee-rest310mm  
Height  
Adjustment  
435-745mm

## Technical Parameters

External Length	2245mm
External Width	1000mm
Bed Height Min.	435mm
Bed Height Max.	745mm
Mattress Platform	1925×830mm
Safe Working Load	250kg

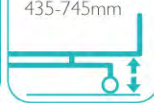
## Technical Configuration

<input checked="" type="checkbox"/> Linear Motor	3pcs
<input checked="" type="checkbox"/> Hand Controller	1pc
<input checked="" type="checkbox"/> 5" Hardshell Castors	4pcs
<input checked="" type="checkbox"/> Foldable Side Rail with ProErgo-Handle™	1set
<input checked="" type="checkbox"/> ABS Grace Bed Ends with Safe Lock	1set
<input checked="" type="checkbox"/> IV Pole	1set
<input checked="" type="checkbox"/> IV Pole Prevision	4pcs
<input checked="" type="checkbox"/> Drainage Hook	2pcs

## Optional

<input type="checkbox"/> Manual CPR
<input type="checkbox"/> Back-up Battery
<input type="checkbox"/> X-ray Bed Surface
<input type="checkbox"/> Monkey Pole
<input type="checkbox"/> Balkan Traction Frame
<input type="checkbox"/> Directional Wheel

Grace Care

**D3d**Manual Bed  
SK-CD175°±10°  
Back-rest35°±10°  
Knee-rest310mm  
Height  
Adjustment  
435-745mm

## Technical Parameters

External Length	2245mm
External Width	1090mm
Bed Height Min.	435mm
Bed Height Max.	745mm
Mattress Platform	1925×900mm
Safe Working Load	250kg

## Technical Configuration

<input checked="" type="checkbox"/> Manual Cranks	3pcs
<input checked="" type="checkbox"/> 5" Double Side Castors, Central Locking	4pcs
<input checked="" type="checkbox"/> ABS Grace Side Rail Extra Height	1set
<input checked="" type="checkbox"/> ABS Grace Bed Ends with Safe Lock	1set
<input checked="" type="checkbox"/> Central Locking Pedal	2pcs
<input checked="" type="checkbox"/> IV Pole	1set
<input checked="" type="checkbox"/> IV Pole Prevision	4pcs
<input checked="" type="checkbox"/> Drainage Hook	2pcs

## Optional

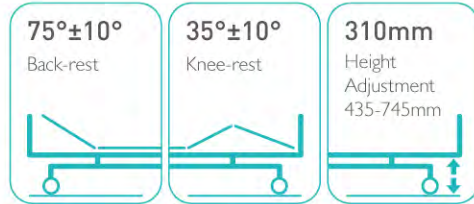
<input type="checkbox"/> Monkey Pole
<input type="checkbox"/> Balkan Traction Frame
<input type="checkbox"/> Directional Wheel

Grace Care

# D3w

## Manual Bed

### SK-CD1



#### Technical Parameters

External Length	2245mm
External Width	1000mm
Bed Height Min.	435mm
Bed Height Max.	745mm
Mattress Platform	1925×830mm
Safe Working Load	250kg

#### Technical Configuration

<input checked="" type="checkbox"/> Manual Cranks	3pcs
<input checked="" type="checkbox"/> 5" Hardshell Castors	4pcs
<input checked="" type="checkbox"/> Foldable Side Rail with ProErgo-Handle™	1set
<input checked="" type="checkbox"/> ABS Grace Bed Ends with Safe Lock	1set
<input checked="" type="checkbox"/> IV Pole	1set
<input checked="" type="checkbox"/> IV Pole Prevision	4pcs
<input checked="" type="checkbox"/> Drainage Hook	2pcs

#### Optional

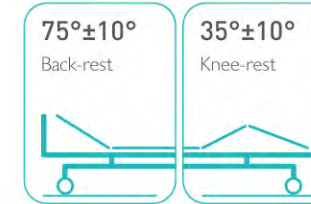
<input type="checkbox"/> Monkey Pole	
<input type="checkbox"/> Balkan Traction Frame	
<input type="checkbox"/> Directional Wheel	

Grace Care

# D2w

## Manual Bed

### SK-CD1



#### Technical Parameters

External Length	2245mm
External Width	1000mm
Bed Height	510mm
Mattress Platform	1925×830mm
Safe Working Load	250kg

#### Technical Configuration

<input checked="" type="checkbox"/> Manual Cranks	2pcs
<input checked="" type="checkbox"/> 5" Hardshell Castors	4pcs
<input checked="" type="checkbox"/> Foldable Side Rail with ProErgo-Handle™	1set
<input checked="" type="checkbox"/> ABS Grace Bed Ends with Safe Lock	1set
<input checked="" type="checkbox"/> IV Pole	1set
<input checked="" type="checkbox"/> IV Pole Prevision	4pcs
<input checked="" type="checkbox"/> Drainage Hook	2pcs
<input checked="" type="checkbox"/> Shoes Holder	1set

#### Optional

<input type="checkbox"/> Monkey Pole	
<input type="checkbox"/> Balkan Traction Frame	
<input type="checkbox"/> Directional Wheel	



## B8e

### Electric Bed SKD-C

#### Technical Parameters

External Length	2170mm
External Width	1065mm
Bed Height Min.	435mm
Bed Height Max.	725mm
Mattress Platform	1925×900mm
Safe Working Load	250kg

#### Technical Configuration

<input checked="" type="checkbox"/> Linear Motor	4pcs
<input checked="" type="checkbox"/> 5" Double Side Castors, Central Locking	4pcs
<input checked="" type="checkbox"/> ABS Side Rail Extra Height	1set
<input checked="" type="checkbox"/> ABS Bed Ends with Integrated Control Panel	1set
<input checked="" type="checkbox"/> IV Pole	1set
<input checked="" type="checkbox"/> IV Pole Prevision	4pcs
<input checked="" type="checkbox"/> Drainage Hook	2pcs
<input checked="" type="checkbox"/> Central Locking Pedal	2pcs

#### Optional

<input type="checkbox"/> Manual CPR
<input type="checkbox"/> Electric CPR
<input type="checkbox"/> Weighing System
<input type="checkbox"/> Back-up Battery
<input type="checkbox"/> X-ray Bed Surface
<input type="checkbox"/> Monkey Pole
<input type="checkbox"/> Balkan Traction Frame
<input type="checkbox"/> Directional Wheel

## B6e

### Electric Bed SKD-C



#### Technical Parameters

External Length	2170mm
External Width	1060mm
Bed Height Min.	435mm
Bed Height Max.	745mm
Mattress Platform	1925×900mm
Safe Working Load	250kg

#### Technical Configuration

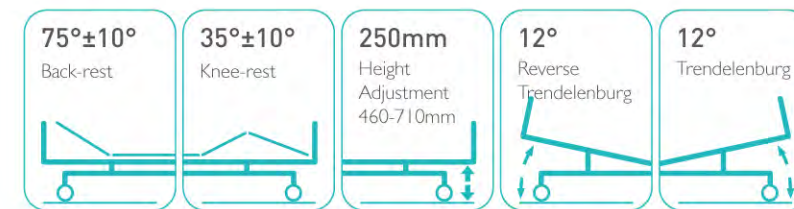
<input checked="" type="checkbox"/> Linear Motor	3pcs
<input checked="" type="checkbox"/> Hand Controller	1pc
<input checked="" type="checkbox"/> 5" Hardshell Castors	4pcs
<input checked="" type="checkbox"/> ABS Side Rail Extra Height	1set
<input checked="" type="checkbox"/> ABS Bed Ends with Safe Lock	1set
<input checked="" type="checkbox"/> IV Pole	1set
<input checked="" type="checkbox"/> IV Pole Prevision	4pcs
<input checked="" type="checkbox"/> Drainage Hook	2pcs

#### Optional

<input type="checkbox"/> Manual CPR
<input type="checkbox"/> Electric CPR
<input type="checkbox"/> Back-up Battery
<input type="checkbox"/> X-ray Bed Surface
<input type="checkbox"/> Monkey Pole
<input type="checkbox"/> Balkan Traction Frame
<input type="checkbox"/> Directional Wheel

## B4w

### Manual Bed SK-CD1



#### Technical Parameters

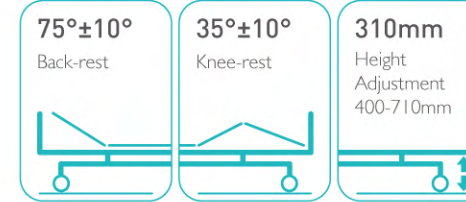
External Length	2180mm
External Width	960mm
Bed Height Min.	460mm
Bed Height Max.	710mm
Mattress Platform	1925×830mm
Safe Working Load	250kg

#### Technical Configuration

<input checked="" type="checkbox"/> Manual Cranks	4pcs
<input checked="" type="checkbox"/> 5" Hardshell Castors	4pcs
<input checked="" type="checkbox"/> Foldable Side Rail with ProErgo-Handle™	1set
<input checked="" type="checkbox"/> ABS Bed Ends with Safe Lock	1set
<input checked="" type="checkbox"/> IV Pole	1set
<input checked="" type="checkbox"/> IV Pole Prevision	4pcs
<input checked="" type="checkbox"/> Drainage Hook	2pcs

#### Optional

<input type="checkbox"/> Monkey Pole
<input type="checkbox"/> Balkan Traction Frame
<input type="checkbox"/> Directional Wheel



## A6k

### Electric Bed SK-CD1

#### Technical Parameters

External Length	2110mm
External Width	960mm
Bed Height Min.	400mm
Bed Height Max.	710mm
Mattress Platform	1925×820mm
Safe Working Load	135kg

#### Technical Configuration

<input checked="" type="checkbox"/> Linear Motor	3pcs
<input checked="" type="checkbox"/> 5" Covered Castors	4pcs
<input checked="" type="checkbox"/> Foldable Side Rail	1set
<input checked="" type="checkbox"/> ABS Bed Ends with Safe Lock	1set
<input checked="" type="checkbox"/> IV Pole	1set
<input checked="" type="checkbox"/> IV Pole Prevision	4pcs
<input checked="" type="checkbox"/> Drainage Hook	4pcs
<input checked="" type="checkbox"/> ABS Mattress Holder	2pcs

#### Optional

<input type="checkbox"/> Backup Battery
<input type="checkbox"/> Manual CPR
<input type="checkbox"/> Monkey Pole
<input type="checkbox"/> Directional Wheel



360° View



## A3k Manual Bed SK-CD1

75°±10° Back-rest	35°±10° Knee-rest	310mm Height Adjustment 400-710mm
----------------------	----------------------	--



### Technical Parameters

External Length	2110mm
External Width	960mm
Bed Height Min.	400mm
Bed Height Max.	710mm
Mattress Platform	1925×820mm
Safe Working Load	135kg

### Technical Configuration

<input checked="" type="checkbox"/> Manual Crank	3pcs	<input checked="" type="checkbox"/> Drainage Hook	4pcs
<input checked="" type="checkbox"/> 5" Covered Castors	4pcs	<input checked="" type="checkbox"/> ABS Mattress Holder	2pcs
<input checked="" type="checkbox"/> Foldable Side Rail	1set		
<input checked="" type="checkbox"/> ABS Bed Ends with Safe Lock	1set		
<input checked="" type="checkbox"/> IV Pole	1set		
<input checked="" type="checkbox"/> IV Pole Prevision	4pcs		

## A2k Manual Bed SK-CD1

75°±10° Back-rest	35°±10° Knee-rest
----------------------	----------------------



### Technical Parameters

External Length	2110mm
External Width	960mm
Bed Height	490mm
Mattress Platform	1925×820mm
Safe Working Load	135kg

### Technical Configuration

<input checked="" type="checkbox"/> Manual Crank	2pcs	<input checked="" type="checkbox"/> IV Pole Prevision	4pcs
<input checked="" type="checkbox"/> 5" Covered Castors	4pcs	<input checked="" type="checkbox"/> Drainage Hook	4pcs
<input checked="" type="checkbox"/> Foldable Side Rail	1set	<input checked="" type="checkbox"/> ABS Mattress Holder	2pcs
<input checked="" type="checkbox"/> ABS Bed Ends with Safe Lock	1set		
<input checked="" type="checkbox"/> IV Pole	1set		

## A1k Manual Bed SK-CD1

75°±10° Back-rest
----------------------



### Technical Parameters

External Length	2110mm
External Width	960mm
Bed Height	500mm
Mattress Platform	1890×830mm
Safe Working Load	135kg

### Technical Configuration

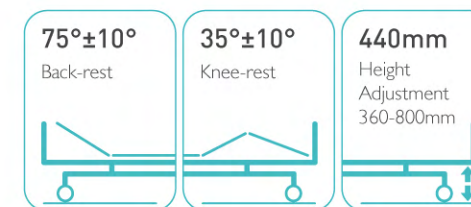
<input checked="" type="checkbox"/> Manual Crank	1pcs	<input checked="" type="checkbox"/> IV Pole Prevision	4pcs
<input checked="" type="checkbox"/> 5" Covered Castors	4pcs	<input checked="" type="checkbox"/> Drainage Hook	2pcs
<input checked="" type="checkbox"/> Foldable Side Rail	1set	<input checked="" type="checkbox"/> ABS Mattress Holder	2pcs
<input checked="" type="checkbox"/> ABS Bed Ends with Safe Lock	1set		
<input checked="" type="checkbox"/> IV Pole	1set		



360° View

## H6k

### Electric Homecare Bed SKD-C



#### Technical Parameters

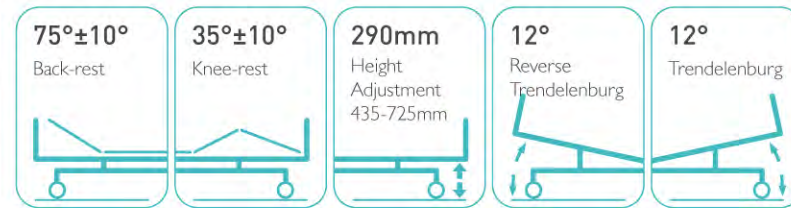
External Length	2015mm
External Width	1050mm
Bed Height Min.	360mm
Bed Height Max.	800mm
Mattress Platform	1925×880mm

#### Technical Configuration

<input checked="" type="checkbox"/> Linear Motor	3pcs	<input checked="" type="checkbox"/> IV Pole	1pc
<input checked="" type="checkbox"/> 5" Hardshell Castors	4pcs	<input checked="" type="checkbox"/> IV Pole Prevision	4pcs
<input checked="" type="checkbox"/> Aluminium Alloy Foldable Side Rail	1set	<input checked="" type="checkbox"/> Drainage Hook	2pcs
<input checked="" type="checkbox"/> Wood Bed Ends	1set	<input checked="" type="checkbox"/> ABS Mattress Holder	2pcs
<input checked="" type="checkbox"/> Wood Bed Side Panel	1set		

## GB8e

### Electric Orthopedic Traction Bed SKD-C



#### Technical Parameters

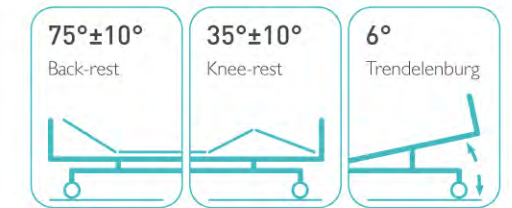
External Length	2250mm
External Width	1060mm
Bed Height Min.	435mm
Bed Height Max.	725mm
Mattress Platform	1935×900mm
Safe Working Load	250kg

#### Technical Configuration

<input checked="" type="checkbox"/> Linear Motor	4pcs	<input checked="" type="checkbox"/> Drainage Hook	2pcs
<input checked="" type="checkbox"/> 5" Double Side Castors, Central Locking	4pcs	<input checked="" type="checkbox"/> Central Locking Pedal	2pcs
<input checked="" type="checkbox"/> ABS Side Rail With Angle Indicator	1set	<input checked="" type="checkbox"/> Aluminium Balkan Frame	1set
<input checked="" type="checkbox"/> ABS Bed Ends with Safe Lock	1set		
<input checked="" type="checkbox"/> IV Pole	1set		
<input checked="" type="checkbox"/> IV Pole Prevision	4pcs		

## GT3k

### Manual Orthopedic Traction Bed SKG-4C



#### Technical Parameters

External Length	2270mm
External Width	970mm
Bed Height	500mm
Mattress Platform	1925×830mm
Safe Working Load	250kg

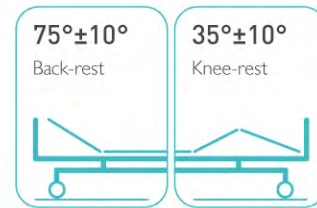
#### Technical Configuration

<input checked="" type="checkbox"/> Manual Cranks	3pcs	<input checked="" type="checkbox"/> IV Pole Prevision	4pcs
<input checked="" type="checkbox"/> 5" Double Side Castors, Central Locking	4pcs	<input checked="" type="checkbox"/> Drainage Hook	2pcs
<input checked="" type="checkbox"/> Central Locking Pedal	2pc	<input checked="" type="checkbox"/> Aluminium Balkan Frame	1set
<input checked="" type="checkbox"/> Aluminium alloy ABS Head and Foot Board With Safe Lock	1set		
<input checked="" type="checkbox"/> Aluminium Alloy Foldable Side Rail	1set		
<input checked="" type="checkbox"/> IV Pole	1set		

# CX2x

## Children Bed

### SK-C2



#### Technical Parameters

External Length	1800mm
External Width	900mm
Bed Height	650mm
External Height	1260mm
Mattress Platform	1760×800mm

#### Technical Configuration

<input checked="" type="checkbox"/> Manual Cranks	2pcs	<input checked="" type="checkbox"/> IV Pole	1pc
<input checked="" type="checkbox"/> 5" Covered Castors	4pcs	<input checked="" type="checkbox"/> Drainage Hook	2pcs
<input checked="" type="checkbox"/> Full Length Side Rail	1set	<input checked="" type="checkbox"/> Buffer Air Spring	4pcs
<input checked="" type="checkbox"/> Plastic Bed Ends with Cartoon Bear	1set		
<input checked="" type="checkbox"/> IV Pole Prevision	4pcs		

# CR0q

## Children Bed

### SK-A2



#### Technical Parameters

External Length	1600mm
External Width	740mm
Bed Height	500mm
External Height	1040mm
Mattress Platform	1580×660mm

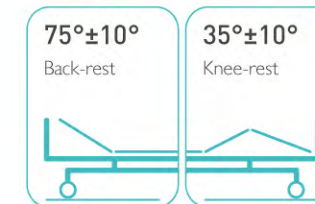
#### Technical Configuration

<input checked="" type="checkbox"/> 5" Covered Castors	4pcs	<input checked="" type="checkbox"/> Drainage Hook	2pcs
<input checked="" type="checkbox"/> Full Length Side Rail	1set		
<input checked="" type="checkbox"/> Integrated Bed Ends	1set		
<input checked="" type="checkbox"/> IV Pole	1pc		
<input checked="" type="checkbox"/> IV Pole Prevision	4pcs		

# CR2q

## Children Bed

### SK-A2



#### Technical Parameters

External Length	1600mm
External Width	700mm
Bed Height	500mm
External Height	1000mm
Mattress Platform	1580×660mm

#### Technical Configuration

<input checked="" type="checkbox"/> Manual Cranks	2pcs	<input checked="" type="checkbox"/> IV Pole Prevision	4pcs
<input checked="" type="checkbox"/> Full Length Side Rail	1set	<input checked="" type="checkbox"/> Drainage Hook	2pcs
<input checked="" type="checkbox"/> Intergrated Bed Ends	1set	<input checked="" type="checkbox"/> Shoes Holder	1pc
<input checked="" type="checkbox"/> Anti-slip Bed Feet Cover	4pcs		
<input checked="" type="checkbox"/> IV Pole	1pc		

## CD3q

### Children Bed SK-CD1



#### Technical Parameters

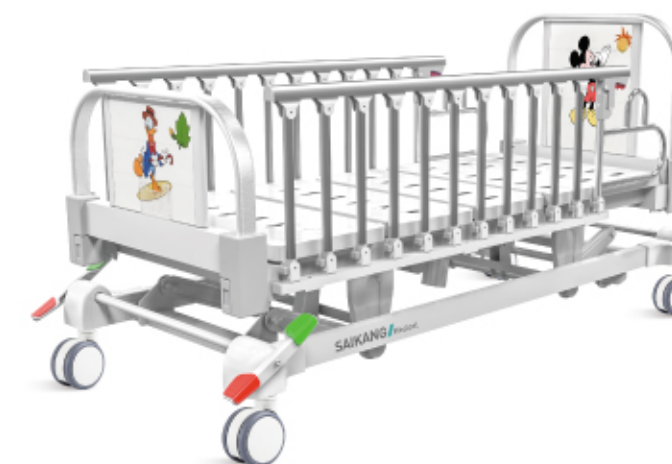
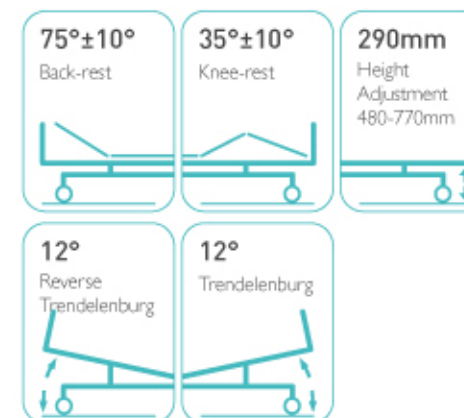
External Length	2030mm
External Width	1045mm
Bed Height Min.	500mm
Bed Height Max.	770mm
Mattress Platform	1705×900mm

#### Technical Configuration

<input checked="" type="checkbox"/> Manual Cranks	3pcs	<input checked="" type="checkbox"/> IV Pole	1pc
<input checked="" type="checkbox"/> 5" Hardshell Castors	4pcs	<input checked="" type="checkbox"/> Drainage Hook	2pcs
<input checked="" type="checkbox"/> Aluminium Alloy Full Length Side Rail	1 set		
<input checked="" type="checkbox"/> ABS Grace Bed Ends with Safe Lock	1 set		
<input checked="" type="checkbox"/> IV Pole Prevision	4pcs		

## CT8k

### Electric Children Bed SKD-C



#### Technical Parameters

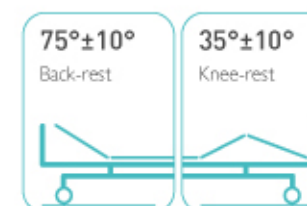
External Length	1800mm
External Width	780mm
Bed Height Min.	480mm
Bed Height Max.	770mm
Mattress Platform	1625×650mm

#### Technical Configuration

<input checked="" type="checkbox"/> Linear Motor	4pcs	<input checked="" type="checkbox"/> IV Pole	1pc
<input checked="" type="checkbox"/> 5" Double Side Castors, Central Locking	4pcs	<input checked="" type="checkbox"/> Drainage Hook	2pcs
<input checked="" type="checkbox"/> Aluminium Alloy Side Rail with Extra Protection	1 set		
<input checked="" type="checkbox"/> Aluminium Alloy Bed Ends	1 set		
<input checked="" type="checkbox"/> IV Pole Prevision	4pcs		

## CT2k

### Children Bed SK-C2



#### Technical Parameters


External Length	1800mm
External Width	730mm
Bed Height	500mm
Mattress Platform	1580×660mm

#### Technical Configuration

<input checked="" type="checkbox"/> Manual Cranks	2pcs	<input checked="" type="checkbox"/> IV Pole	1 set
<input checked="" type="checkbox"/> Aluminium Alloy Side Rail with Extra Protection	1 set	<input checked="" type="checkbox"/> IV Pole Prevision	4pcs
<input checked="" type="checkbox"/> Aluminium Alloy Bed Ends	1 set	<input checked="" type="checkbox"/> Drainage Hook	2pcs
<input checked="" type="checkbox"/> Anti-slip Bed Feet Cover	4pcs	<input checked="" type="checkbox"/> Shoes Holder	1pc

# X01-1

Baby Crib  
SK-AD3



### Technical Parameters


External Length	875mm
External Width	525mm
Bed Height Min.	650mm
Bed Height Max.	900mm

### Technical Configuration

<input checked="" type="checkbox"/>	Hydraulic Pump	1 pc
<input checked="" type="checkbox"/>	Bassinet	1 pc
<input checked="" type="checkbox"/>	3" Double Side Castors	4 pcs

# X01-5

Baby Crib  
SK-B3



X01  
Stainless Steel



Powder Coated Steel

### Technical Parameters

External Length	810mm
External Width	520mm
Bed Height	990mm

### Technical Configuration

<input checked="" type="checkbox"/>	Bassinet	1 pc	<input checked="" type="checkbox"/>	IV Pole	1 set
<input checked="" type="checkbox"/>	3" Covered Castors	4 pcs	<input checked="" type="checkbox"/>	Utility Basket	1 pc
<input checked="" type="checkbox"/>	IV Pole Prevision	2 pcs	<input checked="" type="checkbox"/>	Adjustable Air Spring	1 pc

# X20

Pediatric Exam Table  
SKD-A

### Technical Parameters

External Length	1800mm
External Width	650mm
Bed Height	830mm



# Z0n

Electric Bath Bed  
SKD-A



Z0y  
Hydraulic



### Technical Parameters

External Length	1950mm
External Width	780mm
Bed Height Min.	600mm
Bed Height Max.	830mm

### Technical Configuration

<input checked="" type="checkbox"/>	Linear Motor	1 pc
<input checked="" type="checkbox"/>	5" Covered Castors	4 pcs
<input checked="" type="checkbox"/>	Stainless Steel Side Rail	1 set
<input checked="" type="checkbox"/>	Stainless Steel Bed Ends	1 set

## X12

### Electric Examination Table SKD-A

230mm  
Height  
Adjustment  
500-730mm



#### Technical Parameters

External Length	1900mm
External Width	600mm
Table Height Min.	500mm
Table Height Max.	730mm

#### Technical Configuration

<input checked="" type="checkbox"/> Linear Motor	1pc
<input checked="" type="checkbox"/> Anti-slip Bed Feet Cover	4pcs
<input checked="" type="checkbox"/> Removable Pillow	1pc

## X14

### Hydraulic Examination Table SK-BD1

75°  
Back-rest



400mm  
Height  
Adjustment  
500-900mm



#### Technical Parameters

External Length	1940mm
External Width	700mm
Table Height Min.	500mm
Table Height Max.	900mm

#### Technical Configuration

<input checked="" type="checkbox"/> Hydraulic Pump	1pc
<input checked="" type="checkbox"/> Adjustable Air Spring	2pcs
<input checked="" type="checkbox"/> 5" Covered Castors	4pcs
<input checked="" type="checkbox"/> Hydraulic pedal	2sets

## X26

### Electric Examination Table SKD-A

75°  
Back-rest



370mm  
Height  
Adjustment  
480-850mm



#### Technical Parameters

External Length	1810mm
External Width	680mm
Table Height Min.	480mm
Table Height Max.	850mm

#### Technical Configuration

<input checked="" type="checkbox"/> Pillow	1pc	<input checked="" type="checkbox"/> Hand Controller	1pc
<input checked="" type="checkbox"/> Motor	1pc	<input checked="" type="checkbox"/> Paper Roll Holder	1pc
<input checked="" type="checkbox"/> Mechanical Lever to Adjust Back Rest	1pc		
<input checked="" type="checkbox"/> 2" Casters	2pcs		

## X27

### Electric Examination Table SKD-A

75°  
Back-rest



30°  
Waist Section  
up



440mm  
Height  
Adjustment  
530-970mm



#### Technical Parameters

External Length	1970mm
External Width	690mm
Table Height Min.	530mm
Table Height Max.	970mm

#### Technical Configuration

<input checked="" type="checkbox"/> Pillow	1pc	<input checked="" type="checkbox"/> Hand Controller	1pc
<input checked="" type="checkbox"/> Motor	2pcs	<input checked="" type="checkbox"/> Paper Roll Holder	1pc
<input checked="" type="checkbox"/> Gas spring	2pcs		
<input checked="" type="checkbox"/> 4" Casters	4pcs		

# X07a

## Examination Table

SK-A1



### Technical Parameters

External Length	1900mm
External Width	600mm
Table Height	680mm

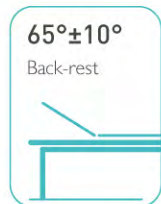
### Technical Configuration

<input checked="" type="checkbox"/> Anti-slip Bed Feet Cover	4pcs

# X09

## Examination Table

SK-B1



### Technical Parameters

External Length	1900mm
External Width	600mm
Table Height	680mm

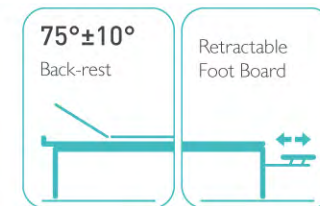
### Technical Configuration

<input checked="" type="checkbox"/> Anti-slip Bed Feet Cover	4pcs
<input checked="" type="checkbox"/> Mechanical Lever to Adjust Back Rest	1set

# A048

## Gynecological Examination Table

SKF-B



### Technical Parameters

External Length	1840mm
External Width	600mm
Table Height	800mm

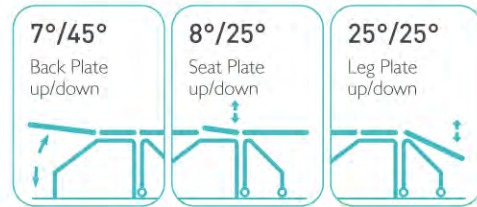
### Technical Configuration

<input checked="" type="checkbox"/> Drawer	4pcs	<input checked="" type="checkbox"/> Lithotomy Rod	1set
<input checked="" type="checkbox"/> Step Stool	1pc	<input checked="" type="checkbox"/> Stainless Steel Basin	1pc
<input checked="" type="checkbox"/> Retractable Foot Board	1pc	<input checked="" type="checkbox"/> Paper Roll Holder	1pc



## A046

### Gynecological Table SKF-B



#### Technical Parameters

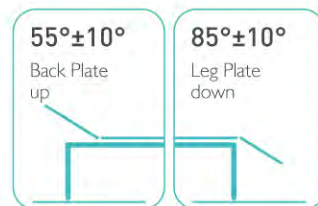
External Length	1900mm
External Width	600mm
Table Height	800mm

#### Technical Configuration

<input checked="" type="checkbox"/> Crank Wheel	2pcs	<input checked="" type="checkbox"/> Stirrup	1set	<input checked="" type="checkbox"/> Anti-slip Bed Feet Cover	4pcs
<input checked="" type="checkbox"/> Lithotomy Rod	1set	<input checked="" type="checkbox"/> Hand Bar	1set	<input checked="" type="checkbox"/> Mechanical Lever	2pcs
<input checked="" type="checkbox"/> Shoulder Holder	1set	<input checked="" type="checkbox"/> Arm Holder	1set	<input checked="" type="checkbox"/> 3" Castors with Break	4pcs

## A045-1

### Gynecological Table SKF-A



#### Technical Parameters

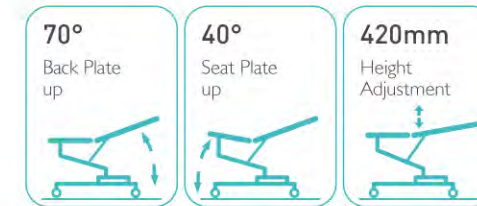
External Length	1820mm
External Width	500mm
Table Height	800mm

#### Technical Configuration

<input checked="" type="checkbox"/> Lithotomy Rod	1set	<input checked="" type="checkbox"/> Mechanical Lever	2sets
<input checked="" type="checkbox"/> Hand Bar	1set	<input checked="" type="checkbox"/> Stainless Steel Basin	1pc
<input checked="" type="checkbox"/> Anti-slip Bed Feet Cover	4pcs		

## A99-8

### Electric Gynecological Exam Couch SKL-B



#### Technical Parameters

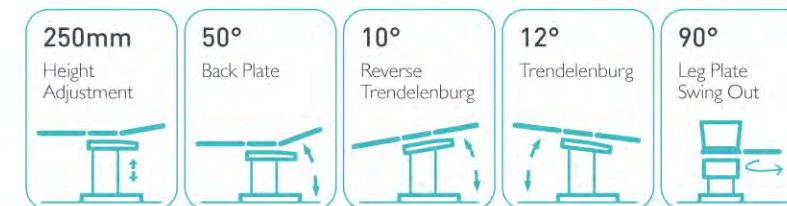
External Length	1450mm
External Width	600mm
Table Height	580mm

#### Technical Configuration

<input checked="" type="checkbox"/> Hand Bars	2pcs
<input checked="" type="checkbox"/> Leg Support with Cushion	2pcs
<input checked="" type="checkbox"/> Foot Pedal	1pc
<input checked="" type="checkbox"/> Stainless Steel Basin	1pc

## A99-1

### Electric Obstetric Bed SKF-C



#### Technical Parameters

External Length	2000mm
External Width	600mm
Table Height Min.	650mm
Table Height Max.	900mm

#### Technical Configuration

<input checked="" type="checkbox"/> Bed frame	1pc	<input checked="" type="checkbox"/> Knee Curtch	2pcs
<input checked="" type="checkbox"/> Mattress	1pc	<input checked="" type="checkbox"/> Pedal Remote Controller	1pc
<input checked="" type="checkbox"/> Pull Handle	2pcs	<input checked="" type="checkbox"/> Stainless Steel Basin	1pc
<input checked="" type="checkbox"/> Armrest	2pcs		

## A99-7

### Electric Obstetric Bed

SKF-C



- 250mm** Height Adjustment
- 55°/18°** Back Plate up/down
- 35°/5°** Seat Plate up/down
- 90°** Leg Plate Swing Out

#### Technical Parameters

External Length	1980mm
External Width	720mm
Table Height Min.	630mm
Table Height Max.	880mm

#### Technical Configuration

<input checked="" type="checkbox"/> Bed Frame	1pc	<input checked="" type="checkbox"/> Hand Bars	2pcs	<input checked="" type="checkbox"/> Caster	1pc
<input checked="" type="checkbox"/> Foot Pedal	1pc	<input checked="" type="checkbox"/> Leg Support with Cushion	2pcs		
<input checked="" type="checkbox"/> Hand Controller	1pc	<input checked="" type="checkbox"/> Arm Support with Cushion	2pcs		
<input checked="" type="checkbox"/> Anesthesia Screen	1pc	<input checked="" type="checkbox"/> Stainless Steel Basin	1pc		

## A105

### Manual Obstetric Table

SKF-C



- 200mm** Height Adjustment
- 50°/3°** Back Plate up/down
- 20°** Reverse Trendelenburg
- 10°** Trendelenburg
- 90°** Leg Plate Swing Out

#### Technical Parameters

External Length	1900mm
External Width	600mm
Table Height Min.	700mm
Table Height Max.	900mm

#### Technical Configuration

<input checked="" type="checkbox"/> Bed Frame	1pc	<input checked="" type="checkbox"/> Leg Support with Cushion	2pcs
<input checked="" type="checkbox"/> Mattress	1pc	<input checked="" type="checkbox"/> Arm Support with Cushion	2pcs
<input checked="" type="checkbox"/> Anesthesia Screen Frame	1pc	<input checked="" type="checkbox"/> Stainless Steel Basin	1pc
<input checked="" type="checkbox"/> Hand Bars	2pcs		

## A98-3

### Electric Obstetric Bed

SKL-A

- 70°** Back-rest
- 370mm** Height Adjustment
- 5°** Reverse Trendelenburg
- 12°** Trendelenburg



#### Technical Parameters

External Length	2050mm
External Width	980mm
Table Height Min.	580mm
Table Height Max.	950mm

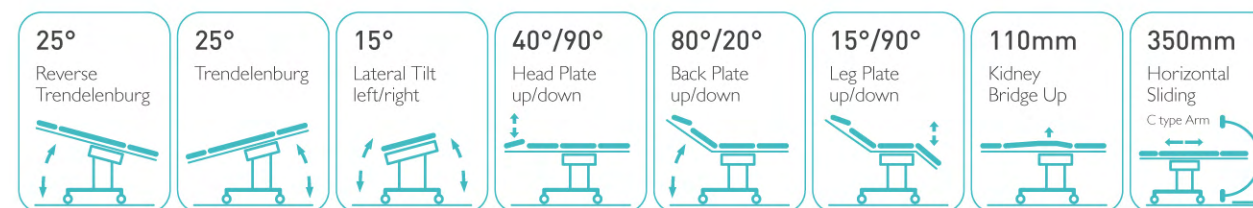
#### Technical Configuration

<input checked="" type="checkbox"/> Leg Holder	1 pair	<input checked="" type="checkbox"/> IV pole	1pc	<input checked="" type="checkbox"/> Castors	1 set
<input checked="" type="checkbox"/> Clamp	1 pair	<input checked="" type="checkbox"/> Controller	1pc	<input checked="" type="checkbox"/> Stainless Steel	1pc
<input checked="" type="checkbox"/> Grab Handle	1 pair	<input checked="" type="checkbox"/> Steel Guradrial	1 pair		
<input checked="" type="checkbox"/> Basin	1pc	<input checked="" type="checkbox"/> Cushion	1 set		



## A100-4A

### Electric Operating Table SKL-A



#### Technical Parameters

External Length	2100mm
External Width	550mm
Table Height Min.	710mm
Table Height Max.	1010mm

#### Technical Configuration

<input checked="" type="checkbox"/> Bed Frame	1 pc	<input checked="" type="checkbox"/> Arm Holder with Cushion	2 pcs	<input checked="" type="checkbox"/> Kidney Bridge Handle	1 pc
<input checked="" type="checkbox"/> Mattress	1 set	<input checked="" type="checkbox"/> Leg Support with Cushion	2 pcs		
<input checked="" type="checkbox"/> Anesthesia Screen Frame	1 pc	<input checked="" type="checkbox"/> Foot Support with Cushion	2 pcs		
<input checked="" type="checkbox"/> Shoulder Holder with Cushion	2 pcs	<input checked="" type="checkbox"/> Hand Controller	1 pc		



360° View

# A100-4

## Electric Operation Table SKL-A

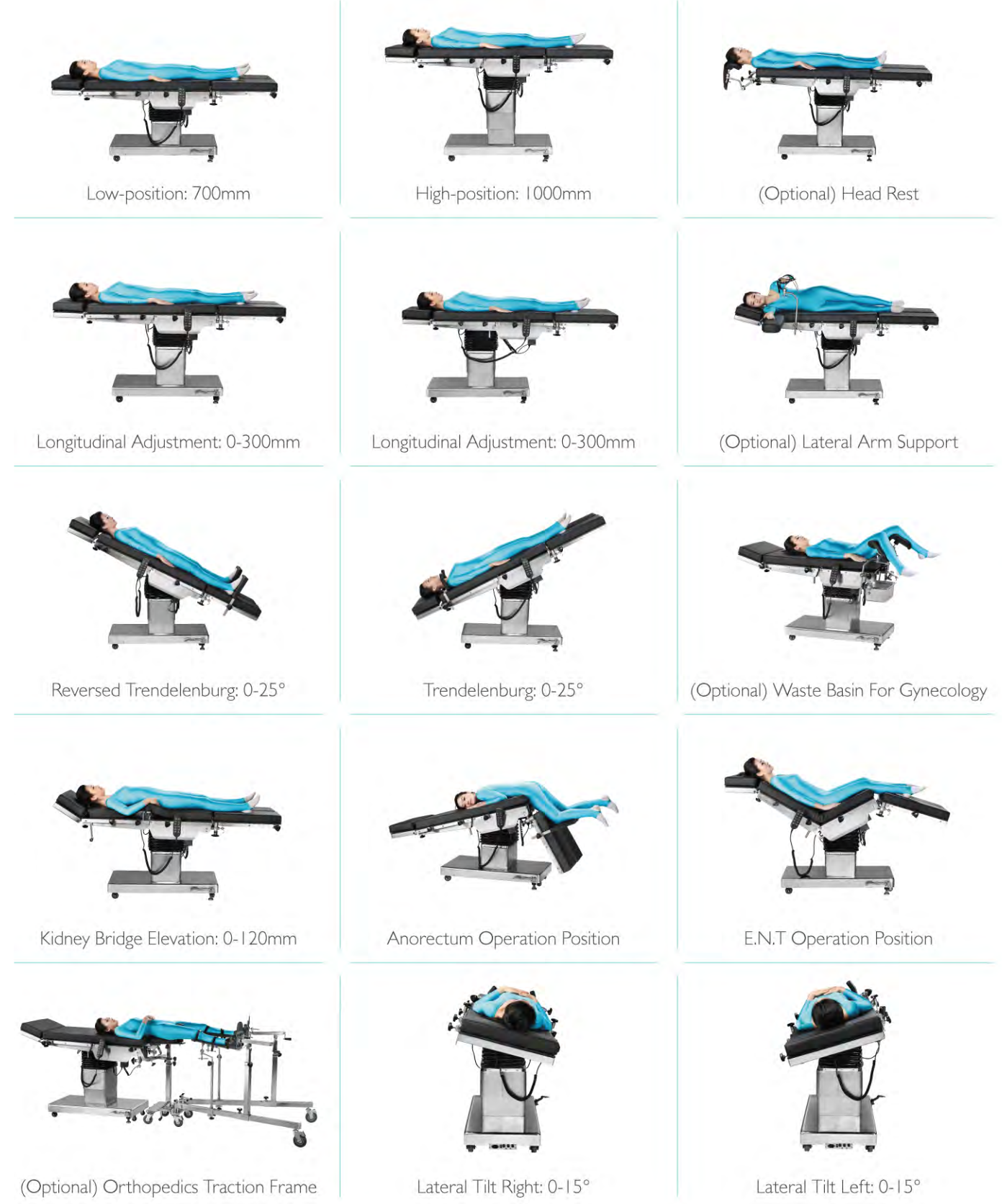


### Technical Parameters

External Length	2070mm
External Width	550mm
Table Height Min.	700mm
Table Height Max.	1000mm

### Technical Configuration

<input checked="" type="checkbox"/> Bed Frame	1pc	<input checked="" type="checkbox"/> Arm Holder with Cushion	2pcs
<input checked="" type="checkbox"/> Mattress	1set	<input checked="" type="checkbox"/> Leg Support with Cushion	2pcs
<input checked="" type="checkbox"/> Anesthesia Screen Frame	1pc	<input checked="" type="checkbox"/> Foot Support with Cushion	2pcs
<input checked="" type="checkbox"/> Shoulder Holder with Cushion	2pcs	<input checked="" type="checkbox"/> Kidney Bridge Handle	1pc



Low-position: 700mm

High-position: 1000mm

(Optional) Head Rest

Longitudinal Adjustment: 0-300mm

Longitudinal Adjustment: 0-300mm

(Optional) Lateral Arm Support

Reversed Trendelenburg: 0-25°

Trendelenburg: 0-25°

(Optional) Waste Basin For Gynecology

Kidney Bridge Elevation: 0-120mm

Anorectum Operation Position

E.N.T Operation Position

(Optional) Orthopedics Traction Frame

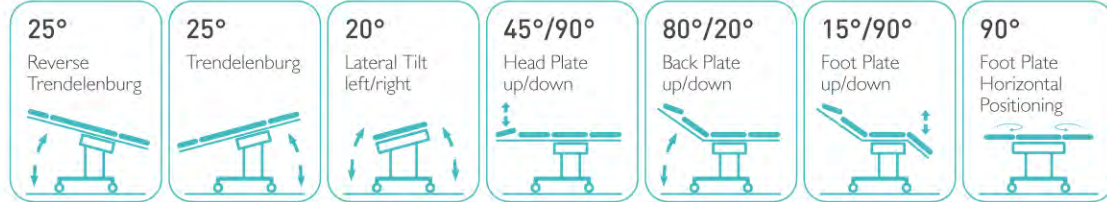
Lateral Tilt Right: 0-15°

Lateral Tilt Left: 0-15°

# A106-2

## Electro-Hydraulic Operation Table

SKL-A



### Technical Parameters

External Length	2080mm
External Width	550mm
Table Height Min.	500mm
Table Height Max.	800mm

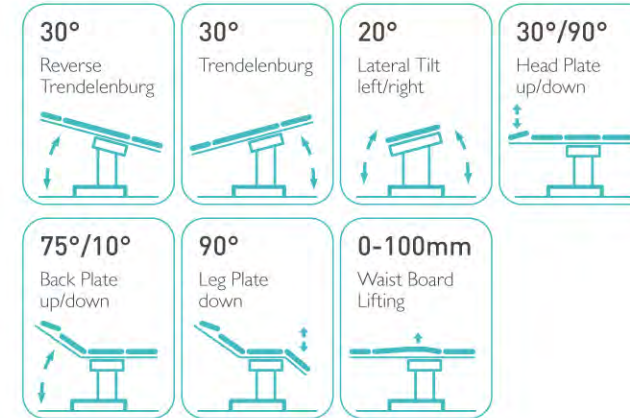
### Technical Configuration

<input checked="" type="checkbox"/> Anaesthesia Screen	1 pc	<input checked="" type="checkbox"/> Foot Support	1 pc	<input checked="" type="checkbox"/> Fixing Clamp	7 pcs
<input checked="" type="checkbox"/> Hand Remote	1 pc	<input checked="" type="checkbox"/> Mattress	1 set	<input checked="" type="checkbox"/> Power Line	1 pc
<input checked="" type="checkbox"/> Kidney Bridge Handle	1 pc	<input checked="" type="checkbox"/> Shoulder Support	1 pair		
<input checked="" type="checkbox"/> Arm Support	1 pc	<input checked="" type="checkbox"/> Long Fixing Clamp	1 pair		

# A3008A-1

## Operation Table

SKT-C



### Technical Parameters

External Length	2100mm
External Width	480mm
Table Height Min.	750mm
Table Height Max.	950mm

### Technical Configuration

<input checked="" type="checkbox"/> Anaesthesia Screen	1 pc	<input checked="" type="checkbox"/> Foot Support	1 pc	<input checked="" type="checkbox"/> Fixing Clamp	8 pcs
<input checked="" type="checkbox"/> Hand Remote	1 pc	<input checked="" type="checkbox"/> Mattress	1 set	<input checked="" type="checkbox"/> Power Line	1 pc
<input checked="" type="checkbox"/> Kidney Bridge Handle	1 pc	<input checked="" type="checkbox"/> Shoulder Support	1 pair		
<input checked="" type="checkbox"/> Arm Support	1 pc	<input checked="" type="checkbox"/> Long Fixing Clamp	1 pair		

# A03

## Multi-Functional Orthopedic Frame

SKT-C

### Technical Parameters

External Length	1700-1900mm
External Width	480mm
Table Height Min.	770mm
Table Height Max.	1020mm




Mattress (OEM Size)


SKP011



High Density Foam Memory Foam




SKP104



TPU Composite Air Through Water Proof Sectional Foam



SKP008



PU Composite Air Through Water Proof



SKP006

Air Mattress



Mattress

Arrangement	2.5" bubble pad	Dimension	2000×900×70mm
Material	medical grade PVC	Weight	3kg

SKP013

Air Mattress



Mattress

Standard Size	80"×32"×5"	Bottom	tarpaulin /nylon PU
Top cover	Nylon PU /strength	Mattress weight	5.5-7kg
Air cells	Nylon / PVC/TPU	Weight Capacity	135-145kg

SKP012

Air Mattress



Mattress

Standard Size	80"×32-36"	Bottom	tarpaulin /nylon PU
Top cover	Nylon PU /strength	Mattress weight	5.5-6.5kg
Air cells	Nylon / PVC/TPU	Weight Capacity	135-145kg

SKP015

ICU Air Mattress



Mattress

Standard Size	80"×32"×8"	Bottom	tarpaulin /nylon PU
Top cover	Nylon PU /strength	Mattress weight	10kg
Air cells	Nylon / PVC/TPU	Weight Capacity	180kg

**SKS002**

ABS Bedside Table

470×470×750mm(L×W×H)



**SKS002-W**

ABS Bedside Table

470×470×790mm(L×W×H)



**SKS002-1**

ABS Bedside Table

480×480×760mm(L×W×H)



**SKS002-2**

ABS Bedside Table

480×480×760mm(L×W×H)



**SKS003**

ABS Bedside Table

480×480×870mm(L×W×H)



**SKS005**

Steel Bedside Table

495×400×790mm(L×W×H)



**SKS008**

ABS+Steel Bedside Table

500×510×705mm(L×W×H)



**SKS013-1**

ABS+Steel Bedside Table

500×575×750mm(L×W×H)  
480×460×760mm(L×W×H)



**SKS009-2**

Phenolic Resin Bedside Table

510×480×750mm(L×W×H)

Dining Table Max. Height: 950mm



**SKS006-1**

Stainless Steel Bedside Table

475×390×780mm(L×W×H)



**SKS020**

Solid Wood Bedside Table

500×430×650mm(L×W×H)



**SKS019**

Solid Wood Bedside Table

500×430×770mm(L×W×H)



**SKS025**

Phenolic Resin Bedside Table

475×485×810mm(L×W×H)

**SKH046-11**

Overbed Table

Technical Parameters  
800×395×855-1155mm

Technical Configuration

- Air Spring for Height Adjustment
- Phenolic Resin Table Top

300mm  
Height  
Adjustment



**SKH046-2**

Overbed Table

400mm  
Height  
Adjustment



Technical Parameters

890×440×765-1050mm

Technical Configuration

- Air Spring for Height Adjustment
- ABS Table Top with Cup Socket



**SKH046-14**

Overbed Table

300mm  
Height  
Adjustment



Technical Parameters

890×400×895-1195mm

Technical Configuration

- Air Spring for Height Adjustment
- ABS Table Top with Cup Socket and Push Handle



**SKH042**

Overbed Table

400mm  
Height  
Adjustment



Technical Parameters

800×410×730-1130mm

Technical Configuration

- Air Spring for Height Adjustment
- MDF Table Top



**SKH046-1**

Telescopic Dining Board

150mm  
Telescopic



Technical Parameters

870-1020×350×28mm

Technical Configuration

- Hook



### SKE001

Attendant Chair

#### Technical Parameters

Seat Size	640×720×940mm
Bed Size	640×1900×420mm

#### Technical Configuration

<input checked="" type="checkbox"/> Arm	1 set
<input checked="" type="checkbox"/> 2" Castors	4pcs
<input checked="" type="checkbox"/> 3" Castors	2pcs
<input checked="" type="checkbox"/> Anti-slip Feet Cover	4pcs
<input checked="" type="checkbox"/> Pillow	1pc



### SKE001-3

Luxury Attendant Chair

#### Technical Parameters

Seat Size	710×760×950mm
Bed Size	710×1940×420mm

#### Technical Configuration

<input checked="" type="checkbox"/> Wood Arm Frame	1 set
<input checked="" type="checkbox"/> 2" Castors	2pcs
<input checked="" type="checkbox"/> Anti-slip Feet Cover	2pcs
<input checked="" type="checkbox"/> Pillow	1pc



### SKE001-4

Luxury Attendant Sofa

#### Technical Parameters

Seat Size	1350×900×650mm
Bed Size	1900×1350×500mm



### SKE014-5

Luxury Attendant Sofa

#### Technical Parameters

Seat Size	900×900×650mm
Bed Size	1900×900×500mm



### SKE-120B

Electric Two Function Dialysis Chair

0°-65°

Back Section Adjustment



10°-90°

Leg Section Adjustment



#### Technical Parameters

1830×580×560mm

#### Technical Configuration

- Hand Controller
- Power Line
- 3" Silent Caster
- Small Dining Table



### SKE-120A

Electric Two Function Dialysis Chair

0°-70°

Back Section Adjustment



0°-60°

Leg Section Adjustment



#### Technical Parameters

1880×580×560mm

#### Technical Configuration

- Hand Controller
- Power Line
- 3" Silent Caster
- Small Dining Table



### SKE-180

Electric Three Function Dialysis Chair

-8° - 70°

Back Section Adjustment



0°-75°

Leg Section Adjustment



550-750mm

Height Adjustable



#### Technical Parameters

1800×580×(550-750)mm

#### Technical Configuration

- Hand Controller
- Power Line
- 3" Silent Caster
- With CPR
- Small Dining Table



### SKE-170A

Electric Three Function Dialysis Chair

0°-70°

Back Section Adjustment



20°-75°

Leg Section Adjustment



540-640mm

Height Adjustable

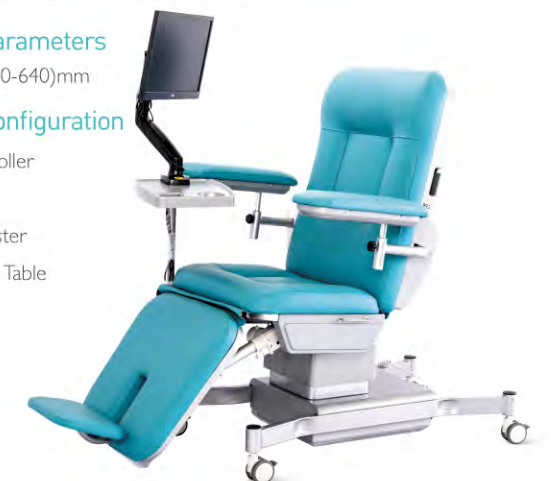


#### Technical Parameters

1950×580×(540-640)mm

#### Technical Configuration

- Hand Controller
- Power Line
- 3" Silent Caster
- Small Dining Table





## SKE-100A

### Manual Dialysis Chair



**Technical Parameters**  
1900×700×550mm

#### Technical Configuration

- Hand Controller
- 3" Silent Caster
- Small Dining Table



## SKE087

### Reclining Chair

#### Technical Parameters

Seat Size	820×850×1070mm
Bed Size	820×1600×450mm



Teacup Mat



## SKE091

### Blood Donation Chair

#### Functions

Back-rest	0°-70°
Leg Rest Down Fold	0°-90°

#### Technical Parameters

Seat Size	560×1030×1200mm
Bed Size	560×1650×470mm

#### Technical Configuration

<input checked="" type="checkbox"/> Arm	2pcs
<input checked="" type="checkbox"/> Anti-slip Feet Cover	4pcs



## SKE090

### Blood Donation Chair

#### Technical Parameters

Seat Size	650×800×450mm
-----------	---------------

#### Technical Configuration

<input checked="" type="checkbox"/> Arm	2pcs
<input checked="" type="checkbox"/> Anti-slip Feet Cover	4pcs



## SKE004-1

### Transfusion Chair

#### Technical Parameters

Seat Size	670×800×1050mm
-----------	----------------

#### Technical Configuration

<input checked="" type="checkbox"/> Anti-slip Feet Cover	4pcs
<input checked="" type="checkbox"/> Wooden Armrest	2pcs
<input checked="" type="checkbox"/> IV Pole Previsions	2pcs
<input checked="" type="checkbox"/> IV Pole	1 set



## SKE005

### Transfusion Chair

#### Technical Parameters

Seat Size	750×1000×1050mm
Bed Size	750×1550×450mm

#### Technical Configuration

<input checked="" type="checkbox"/> Anti-slip Feet Cover	4pcs
<input checked="" type="checkbox"/> Wooden Armrest	2pcs
<input checked="" type="checkbox"/> IV Pole Previsions	2pcs
<input checked="" type="checkbox"/> IV Pole	1 set
<input checked="" type="checkbox"/> Utility Basket	1 pc



## Treat-waiting Chair



### SKE008-1

Material: Powder Coated  
1780×740×800mm(L×W×H)



### SKE008

Material: Chromed Steel  
1800×740×800mm(L×W×H)



Stainless Steel



### SKE006-1

Material: PVC  
1655×675×870mm(L×W×H)



### SKE006-2

Material: PU  
1765×675×905mm(L×W×H)





**SKZ412**  
Office Table  
Size: 1800×800×750mm



**SKZ412-1**  
Side Cabinet  
Size: 800×400×650mm



**SKZ413**  
Meeting Table  
Size: Ø800×750mm



**SKH091**  
Cabinet  
Size: 900×400×1800mm



**SKE702**  
Office Chair  
Mesh Cloth with Nylon Base  
Size: 480×430×460-560mm



**SKE055-8**  
Office Chair  
Mesh Chair Back, high-quality Mesh with Recycled Sponge, Plastic Handrail  
Size: 480×470×900mm



**SKE020-1**  
Step Stool  
Size: 490×405×170/340mm



**SKH049**  
Stainless Steel Screen  
Size: 2000×1870mm



**SK-CL001** **SK-CL501**  
Curtain Track



**SKH041-3**  
I.V. Stand  
Size: 500×490×1310-2170mm



**SKH041(1)**  
I.V. Stand  
Size: Ø500×1350-2250mm



**SKH034**  
Trash Can



12L

**SKH034-5**  
Kick Bucket  
Size: Ø400×Ø300×165×14L



14L



360° View

**SKE180**  
Electric Wheelchair  
Size: 1150×650×950mmmm



**SKE030**  
Wheelchair  
Powder Coated Steel Structure  
Seat Dimension: 395×455mm  
Size: 1030×650×870mm



**SKE031**  
Commode Chair  
Height Adjustable, with Foot Pedal  
Aluminium Folding Frame, Plastic  
Size: 880×530×900mm



**SKE053-2**  
Training Chair  
Writing Board (370×245mm)  
Size: 560×650×750mm



**SKE052**  
Office Chair  
Powder Coated Steel Structure  
Back and Seat Section with the Elastic Fabrics  
Size: 480×470×780mm



**SKE711**  
Office Chair  
Mesh Chair Back-high-quality Mesh with Recycled  
Sponge, Plastic Handrail  
Size: 500×490×500-600mm



**SKE712**  
Office Chair  
Mesh Chair Back-high-quality Mesh with Recycled  
Sponge, plastic Handrail  
Size: 500×400×1000mm



**SKE802**  
Dental Chair  
Chrome Plated Structure with Polyurethane Foam Seat  
Size: Ø350×450-560mm



**SKE015-2**  
Nurse Stool  
Chrome Plated Structure with PU Foam Seat Top  
Size: Ø340×490-680mm



**SKE801**  
Nurse Stool  
Stainless Steel Base with PU Leather,  
High Density Sponge Seat  
Size: Ø350×490-630mm



**SKE015-5**  
Nurse Stool  
Chrome Plated Structure with PU Leather,  
High Density Sponge Seat  
Size: Ø330×445-575mm



**SKE013**  
Nurse Stool  
Chrome Plated Structure with PU Foam Seat Top  
Size: Ø330×445-575mm



**SKE015-4**  
Nurse Stool  
Chrome Plated Structure with PU Leather,  
High Density Sponge Seat  
Size: 440×400×450-590mmmm



**SKE013-11**  
Lab Chair  
Chrome Plated Structure with Polyurethane Foam Seat  
Size: 330×230×450-590mmmm



**SKE013-10**  
Lab Chair  
Chrome Plated Structure with Polyurethane Foam Seat  
Size: Ø350×435-575mm



**SKE017-4**  
Stainless Steel Surgical Stool  
201 Stainless Steel Structure with 430 Stainless  
Steel Seat  
Size: Ø295×500-700mm



**SKB040(A001)**  
Foldable Stretcher  
SKA-1C  
Material: Aluminium Alloy Pipe & Canvas Fabric



Technical Parameters

Full Size	2100×500×100mm
Folded Size	580×220×210mm
Net Weight	6kg
Load Bearing	159kg



4-fold

**SKB040(A002)**  
Foldable Stretcher  
SKA-1B  
Material: Aluminium Alloy Pipe & Canvas Fabric



Technical Parameters

Full Size	2200×530×140mm
Folded Size	1100×180×130mm
Net Weight	6kg
Load Bearing	159kg



2-fold

**SKB040(A004)**  
Foldable Stretcher  
SKA-1D  
Material: Aluminium Alloy & Canvas Fabric



Technical Parameters

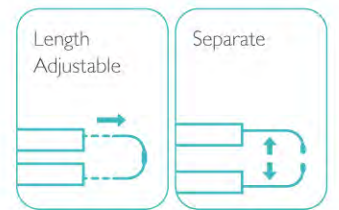
Full Size	1840×510×210mm
Folded Size	920×510×100mm
Net Weight	7.5kg
Load Bearing	159kg



(B) 4-fold

(A) 2-fold

**SKB040(A006)**  
Scoop Stretcher  
Material: Aluminium alloy



Technical Parameters

Full Size	2200×420×70mm
Folded Size	1660×420×70mm
Net Weight	8.5kg
Load Bearing	159kg



## SPINE BOARD

SKB-1A



SKB2A10  
1380×350×50mm



SKB2A14  
1830×450×50mm



SKB2A11  
1840×460×50mm



SKB2A12  
1840×450×55mm



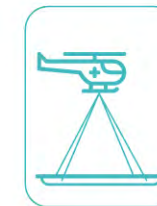
SKB2A13  
1860×410×50mm



## SKB2C01

Helicopter Stretcher  
SKU-C1

Ideal for Lifting & Transporting by Helicopter



SKB2C01  
SKU-C2

### Technical Parameters

Full Size	2210×630×170mm
Load Bearing	272kg



## SKB1C01-1

Foldable Transfer Stair Stretcher  
SKW-B2



### Technical Parameters

Full Size	850×520×1370mm
Folded Size	1100×540×180mm

## SKB1C10

Electric Stair Stretcher  
SKW-B2



### Technical Parameters

Full Size	1230×500×1600mm
Folded Size	1020×550×210mm

## SKB1C02-1

Manual Stair Stretcher for Downstairs  
SKW-B2



### Technical Parameters

Full Size	1250×550×1630mm
Folded Size	1250×550×330mm

## Ambulance Stretcher Trolley

Material: Aluminium Alloy Foam Mattress: PVC Cover

### SKB039(A)

SKC-2B1



#### Technical Parameters

Full Size	1900×550×400mm	Net Weight	25.5kg
Back-rest	70°	Load Bearing	159kg

### SKB039(C)

SKC-3B4



#### Technical Parameters

Full Size	1900×550×920mm	Net Weight	36.8kg
Lowest Size	1900×550×260mm	Load Bearing	159kg
Back-rest	70°		

### SKB039(E)

SKC-3F5



#### Technical Parameters

Full Size	1900×540×800mm	Net Weight	45kg
Lowest Size	1900×540×200mm	Load Bearing	159kg
Back-rest	85°		

### SKB039(D)

SKC-3B5



#### Technical Parameters

Full Size	1950×550×870mm	Net Weight	40kg
Lowest Size	1950×550×230mm	Load Bearing	159kg
Back-rest	70°		

### SKB037(A)

Stretcher Trolley

SKM-C

Size: 1960×600×810mm



### SKB037(C)

Patient Trolley

SKM-G

Size: 1960×700×620-860mm



75°  
Back-rest



35°  
Knee-rest



240mm  
Height  
Adjustment  
620-860mm



### SKB038-4

Patient Trolley

SKM-G

Size: 1960×700×620-900mm



75°  
Back-rest



280mm  
Height  
Adjustment  
620-900mm



### SKB037(B)

Patient Trolley

SKM-C

Size: 1960×600×770mm



75°  
Back-rest



### SKB038-2

Patient Trolley

SKM-E

Size: 1960×700×620-860mm



75°  
Back-rest



240mm  
Height  
Adjustment  
620-860mm



### SKB041-3S

Hydraulic Patient Trolley

SKM-G

Size: 1950×650×620-950mm



55°  
Back-rest



330mm  
Height  
Adjustment  
620-950mm



# SKB041-1

## Patient Transportation Trolley

SKM-F



**75°±10°**  
Back-rest

**300mm**  
Height Adjustment  
540-840mm

### Technical Parameters

Length	1930mm
Width	640mm
Min. Height	540mm
Max. Height	840mm

### Technical Configuration

<input checked="" type="checkbox"/> Crank System	1 set	<input checked="" type="checkbox"/> Directional Wheel	1 pc	<input checked="" type="checkbox"/> Central Locking Break Pedal	2 pcs
<input checked="" type="checkbox"/> Back Rest Gas Spring	1 pc	<input checked="" type="checkbox"/> IV Pole Previsions	2 pcs	<input checked="" type="checkbox"/> Transfer Mattress	1 pc
<input checked="" type="checkbox"/> ABS Side Rail	1 set	<input checked="" type="checkbox"/> IV Pole	1 set	<input checked="" type="checkbox"/> Directional Pedal	2 pcs
<input checked="" type="checkbox"/> 6" Castors with Central Locking	4 pcs	<input checked="" type="checkbox"/> Oxygen Cylinder Holder	1 pc		

# SKB041-2

## Patient Transportation Trolley

SKM-F



**75°±10°**  
Back-rest

**300mm**  
Height Adjustment  
630-930mm

**15°**  
Reverse Trendelenburg

**15°**  
Trendelenburg

### Technical Parameters

Length	1930mm
Width	640mm
Min. Height	630mm
Max. Height	930mm

### Technical Configuration

<input checked="" type="checkbox"/> Hydraulic Pump	2 pcs	<input checked="" type="checkbox"/> Directional wheel	1 pc	<input checked="" type="checkbox"/> Directional Pedal	2 pcs
<input checked="" type="checkbox"/> Back Rest Gas Spring	1 pc	<input checked="" type="checkbox"/> IV Pole Previsions	2 pcs	<input checked="" type="checkbox"/> Transfer Mattress	1 pc
<input checked="" type="checkbox"/> ABS Side Rail	1 set	<input checked="" type="checkbox"/> IV Pole	1 set		
<input checked="" type="checkbox"/> 8" Castors, Central Locking	4 pcs	<input checked="" type="checkbox"/> Central Locking Break Pedal	2 sets		

# SKB041-3

## Patient Transportation Trolley

SKM-F

**75°±10°**  
Back-rest

**45°**  
Knee-rest

**300mm**  
Height Adjustment  
630-930mm

**15°**  
Reverse Trendelenburg

**15°**  
Trendelenburg



### Technical Parameters

Length	2100mm
Width	850mm
Min. Height	630mm
Max. Height	930mm

### Technical Configuration

<input checked="" type="checkbox"/> USA Hydraulic Pump	2 pcs	<input checked="" type="checkbox"/> Ø74mm Wall Bumper Wheel	4 pcs
<input checked="" type="checkbox"/> Crank System	1 set	<input checked="" type="checkbox"/> IV Pole Previsions	4 pcs
<input checked="" type="checkbox"/> Back Rest Gas Spring	2 pcs	<input checked="" type="checkbox"/> Mattress	1 pc
<input checked="" type="checkbox"/> 8" Castors, Central Locking	4 pcs	<input checked="" type="checkbox"/> IV Pole	1 set
<input checked="" type="checkbox"/> Emergency Push Handle	1 set	<input checked="" type="checkbox"/> Central Locking Break Pedal	2 sets
<input checked="" type="checkbox"/> Directional Wheel	1 pc	<input checked="" type="checkbox"/> Directional Wheel Release Pedal	2 pcs
<input checked="" type="checkbox"/> Folding Side Rail	1 set	<input checked="" type="checkbox"/> X-ray Translucent Bed Platform	1 set

# SKB041-6

## Patient Transportation Trolley

SKM-F



### Technical Parameters

Length	1930mm
Width	660mm
Min. Height	510mm
Max. Height	850mm


### Technical Parameters

<input checked="" type="checkbox"/> Crank System	1set	<input checked="" type="checkbox"/> Directional Wheel	1pc	<input checked="" type="checkbox"/> Oxygen Cylinder Holder	1pc
<input checked="" type="checkbox"/> Back Rest Air Spring	1pc	<input checked="" type="checkbox"/> Directional Pedal	2pcs	<input checked="" type="checkbox"/> Central Locking Break Pedal	4pcs
<input checked="" type="checkbox"/> Plastic Side Rail	1set	<input checked="" type="checkbox"/> IV Pole Previsions	2pcs	<input checked="" type="checkbox"/> Transfer Mattress	1pc
<input checked="" type="checkbox"/> 6" Castors, Central Locking	4pcs	<input checked="" type="checkbox"/> IV Pole	1set	<input checked="" type="checkbox"/> Safe Lock for Side Rail	2pcs

# SKB041

## Operation Connecting Trolley

SKK-A



### Technical Parameters

Length	3650mm
Width	640mm
Min. Height	640mm
Max. Height	970mm

### Technical Configuration

<input checked="" type="checkbox"/> Crank System	2pcs	<input checked="" type="checkbox"/> 6" Castors with Central Locking	8pcs	<input checked="" type="checkbox"/> Directional Wheel Release Pedal	4pcs
<input checked="" type="checkbox"/> Back Rest Air Spring	1pc	<input checked="" type="checkbox"/> IV Pole Previsions	2pcs		
<input checked="" type="checkbox"/> ABS Side Rail	1set	<input checked="" type="checkbox"/> IV Pole	1set		
<input checked="" type="checkbox"/> Directional Wheel	2pcs	<input checked="" type="checkbox"/> Central Locking Break Pedal	4pcs		

### SKR-AB00

New All-in-One Computer Cart



Worksurface	ABS Plastic Shell, High-strength Metal Frame
Function	Foot Pedal Control Height Adjustment
Castors	4" Double Side Castors
Optional	Portable Plug-in High-performance Lithium Battery

### SKR-A01

Simple All-in-one Computer Cart



Worksurface	ABS Plastic Shell, Built-in Power Line
Frame	Applied For 22" All in One Computer
Castors	4" Double Side Castors

### SKR-B00

Simple All-in-One Computer Cart



Worksurface	ABS Plastic Shell, Built-in Power Line
Frame	Applied For 22 Inch LCD Display
Castors	4" Double Side Castors
Optional	Built-in mini computer under worksurface

### SKR-IB00

Simple Laptop Cart



Function	Handle Control Height Adjustment
Frame	Applied For ≤15" Laptop
Castors	4" Double Side Castors

### SKR-J10

Patient Monitor Cart



Base	Integration Aluminum Alloy Column
Function	Fixed Height, Column with Attachments
Castors	3" Double Side Castors
Optional	Height can be Customized

### SKR-J21

Endoscopic System Equipment Cart



Function	Endoscopic System Equipment Placing
Bracket	Height Adjustable, 360° Rotating
Layer	Four Layers, Two Middle Layer Can Be Adjusted
Castors	4" Double Side Casters

### SKR054-ET

Emergency Trolley  
Size: 750×475×920mm



#### Technical Configuration

<input checked="" type="checkbox"/> Defibrillator shelf	1 pc	<input checked="" type="checkbox"/> IV pole	1 pc	<input checked="" type="checkbox"/> Central Lock	1 set
<input checked="" type="checkbox"/> Sliding Side Shelf	1 pc	<input checked="" type="checkbox"/> CPR Board	1 pc	<input checked="" type="checkbox"/> File Box	1 pc
<input checked="" type="checkbox"/> Sharp Container	1 pc	<input checked="" type="checkbox"/> Oxygen Bottle Holder	1 pc		
<input checked="" type="checkbox"/> Dust Baskets	2 pc	<input checked="" type="checkbox"/> Power Outlet	1 pc		



**SKR051-ET**  
Emergency Trolley  
Size: 750×475×930mm  
850×520×960mm



**SKR054-AT**  
Anesthesia Trolley  
Size: 750×475×930mm  
850×520×960mm



**SKR054-MT**  
Medicine Trolley  
Size: 750×480×920mm  
850×520×950mm



**SKR-CT750-1**  
Clinical Trolley  
Size: 750×475×920mm



**SK-ET75077A**  
Emergency Trolley  
Size: 750×475×930mm



**SK-AT75077A2**  
Anesthesia Trolley  
Size: 750×475×930mm



**SK-CT75077C2**  
Treatment Trolley  
Size: 750×475×920mm



**SKR-ET850**  
Emergency Trolley  
Size: 850×520×990mm



**SKR-ET625**  
Emergency Trolley  
Size: 625×475×930mm



**SKR-AT625-1**  
Anesthesia Trolley  
Size: 625×475×930mm



**SKR-MT625**  
Medicine Trolley  
Size: 625×475×930mm



**SKR-CT625-1**  
Clinical Trolley  
Size: 625×475×920mm



**SKR-CT600**  
Clinical Trolley  
Size: 775×635×910mm



**SKR-MT606**  
Clinical Trolley  
Size: 775×630×1080mm



**SKR-CT232**  
Clinical Trolley  
Size: 780×475×1000mm



**SKR-CT601**  
Clinical Trolley  
Size: 775×635×910mm



**SKR004**  
ABS Trolley  
Size: 730×480×900mm



**SKR007**  
ABS Trolley  
Size: 730×480×900mm



**SKR021-8**  
Case History Trolley  
Size: 750×410×950mm



**SKR022**  
Case History Trolley  
Size: 450×410×950mm



**SKR-CT670**  
Clinical Trolley  
Size: 670×450×825-1000mm



**SKR-CT670-1**  
Clinical Trolley  
Size: 670×450×920-950mm



**SKR-AT670**  
Anesthesia Trolley  
Size: 670×450×880-960mm



**SKR-ET670**  
Clinical Trolley  
Size: 670×450×880-960mm



**SKR001-2**  
ABS Trolley  
Size: 539×366×845mm  
640×456×845mm  
760×520×845mm



**SKR002-3**  
ABS Trolley  
Size: 539×366×855mm



**SK-MT650**  
Medicine Trolley  
Size: 650×492×1040mm



**SK-ET750**  
Emergency Trolley  
Size: 750×530×1050mm



**SKH040**  
Laundry Trolley  
Size: 800×600×840mm



**SKH040-1**  
Laundry Trolley  
Size: 800×600×840mm



**SKH027**  
Laundry Trolley  
Size: 900×450×1050mm



**SKR-WC561**  
Waste Collecting Trolley  
Size: 800×590×890mm



**SKH006C**

Instrument Trolley  
[Disassembly structure]  
Size: 670×450×900mm



**SKH006**

Instrument Trolley  
Size: 670×450×900mm



**SKH001**

Treatment Trolley  
Size: 670×450×900mm



**SKH002**

Dressing Trolley  
Size: 670×450×900mm



**SKH006-1**

Treatment Trolley  
Size: 670×450×900mm



**SKH004**

Instrument Trolley  
Size: 670×450×900mm



**SKH006-5**

Treatment Trolley  
Size: 460×460×860mm



**SKH005**

Fan-shaped Instrument Trolley  
Size: L: 1550×460×900mm  
M: 1400×460×900mm  
S: 1200×460×900mm



**SKH029**

Dressing Trolley  
Size: 670×450×900mm



**SKH018**

Anesthesia Trolley  
Size: 600×400×850mm



**SKH032**

Infusion Treatment Trolley  
Size: 670×450×1700mm



**SKH012**

Insulated Food Cart  
Heat store type  
Size: 1320×580×1150mm



**SKH021**

Emergency Trolley  
Size: 700×400×850mm



**SKH019**

Emergency Trolley  
Size: 700×400×850mm



**SKH028**

Medicine Trolley  
Size: 670×450×1000mm



**SKH007-1**

Stainless Steel Trolley  
Size: L: 1000×500×900mm  
M: 880×430×860mm  
S: 760×360×820mm



**SKH013**

Stainless Steel Trolley  
for Medical Record Holder (40 shelves)  
Size: 630×430×900mm



**SKH014**

Stainless Steel Trolley  
for Medical Record Holder (20 shelves)  
Size: 340×400×900mm



**SKH070**

Work Table  
Size: 1800×700×800mm



**SKH077**

Work Table  
Size: 1200×800/300×1600mm



**SKH078**

Shelf With Four Layers  
Size: 1200×600×1800mm



**SKH105**

Wet Linen Trolley  
Size: 820×610×750mm



**SKH048**

Oxygen Bottle Trolley  
Size: 1435×360×1040mm



**SKH088**

Swab Stand  
Size: 900×500×1500mm

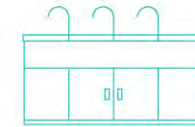


**SKH036**

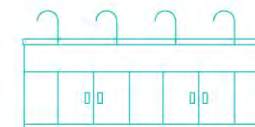
Stainless Steel Washing Sink  
Size: 1200(W)×600(D)×1100(H)mm



Size: 600(W)×600(D)  
×1100(H)mm



Size: 1800(W)×600(D)  
×1100(H)mm



Size: 2400(W)×600(D)  
×1100(H)mm



**SKH041 (5)**

Wash Basin  
Size: Φ500×810-1300mm



SKH041 (6)

**SKH038-2**

Mayo Trolley  
Size: 500×350×870-1300mm



**SKN001**

Stainless Steel Tank  
 Φ170mm Φ200mm Φ230mm  
 Φ260mm Φ300mm



**SKN002**

Stainless Steel Cream Gauze Can  
 Φ80×80mm Φ90×90mm  
 Φ100×100mm Φ120×120mm  
 Φ141×126mm Φ160×154mm



**SKN011**

Stainless Steel Sterilization Tray  
 Without holes:    With holes:  
 150×100×45mm    150×100×45mm  
 200×110×45mm    200×110×45mm  
 250×160×45mm    250×160×45mm  
 300×200×50mm    300×200×50mm



**SKN012**

Stainless Steel Tray  
 300×200×48mm    350×250×48mm  
 400×300×48mm    450×300×48mm  
 350×500×48mm



**SKN021**

Stainless Steel Needle Sterilizer  
 Size: 77holes 105holes



**SKN022**

Stainless Steel Medicine-change Bowl  
 Φ180mm Φ200mm Φ220mm  
 Φ240mm Φ260mm Φ280mm



**SKN031**

Stainless Steel Kidney Dish  
 Shallow:    Deep:  
 L204×130mm    L243×125mm  
 M190×116mm    M203×102mm  
 S178×104mm    S165×80mm



**SKN032**

Stainless Steel Sterilized Bottle/  
 Medicine Cup  
 Sterilized bottles:  
 Φ50×103mm Φ50×93mm Φ50×83mm Φ50×53mm  
 Medicine cups: Φ44×40mm Φ50×50mm



**SKN041**

Stainless Steel Soak Forceps Bucket/  
 Measuring Cup/Enema Bucket  
 Measuring cup:    Enema bucket:  
 1L Φ100×150mm    1L Φ100×150mm  
 2L Φ130×190mm    2L Φ130×190mm



**SKN042**

Stainless Steel Forceps Bucket  
 Inverted cone:    Straight:  
 Φ80×198mm    Φ80×200mm  
 Φ64×158mm    Φ64×160mm  
 Φ45×113mm    Φ45×113mm



**SKH090S**

Cabinet  
 Size: 900×400×750mm



**SKH090M**

Cabinet  
 Size: 900×400×1050mm



**SKH090L**

Cabinet  
 Size: 900×400×1800mm



**SKH092**

Cabinet  
 Size: 900×400×1800mm



**SKH093**

Cabinet  
 Size: 900×400×1800mm



**SKH098-2**

Locker  
 Size: 900×500×1800mm



**SKH098-3**

Locker  
 Size: 900×500×1800mm



**SKH098-4**

Locker  
 Size: 900×500×1800mm



**SKH098-6**

Locker  
 Size: 900×500×1800mm




**SKH098-9**

Locker  
 Size: 900×500×1800mm



**SKH059**

Single-sided  
 Medicine Shelf  
 Size: 800×460×2000mm



**SKH059-1**  
 Size: 800×860×2000mm

**SKH060**

Rotary  
 Medicine Shelf  
 Size: 920×1780mm



**SKH061**

Adjustable Component  
 Medicine Shelf  
 Size: 1025×500×2000mm



**SKH062**

Two-sided Adjustable  
 Medicine Tray  
 Size: 800×860×2000mm



