



# EFFICIENT LIGHTING PRODUCT CATALOG

Featuring products by:

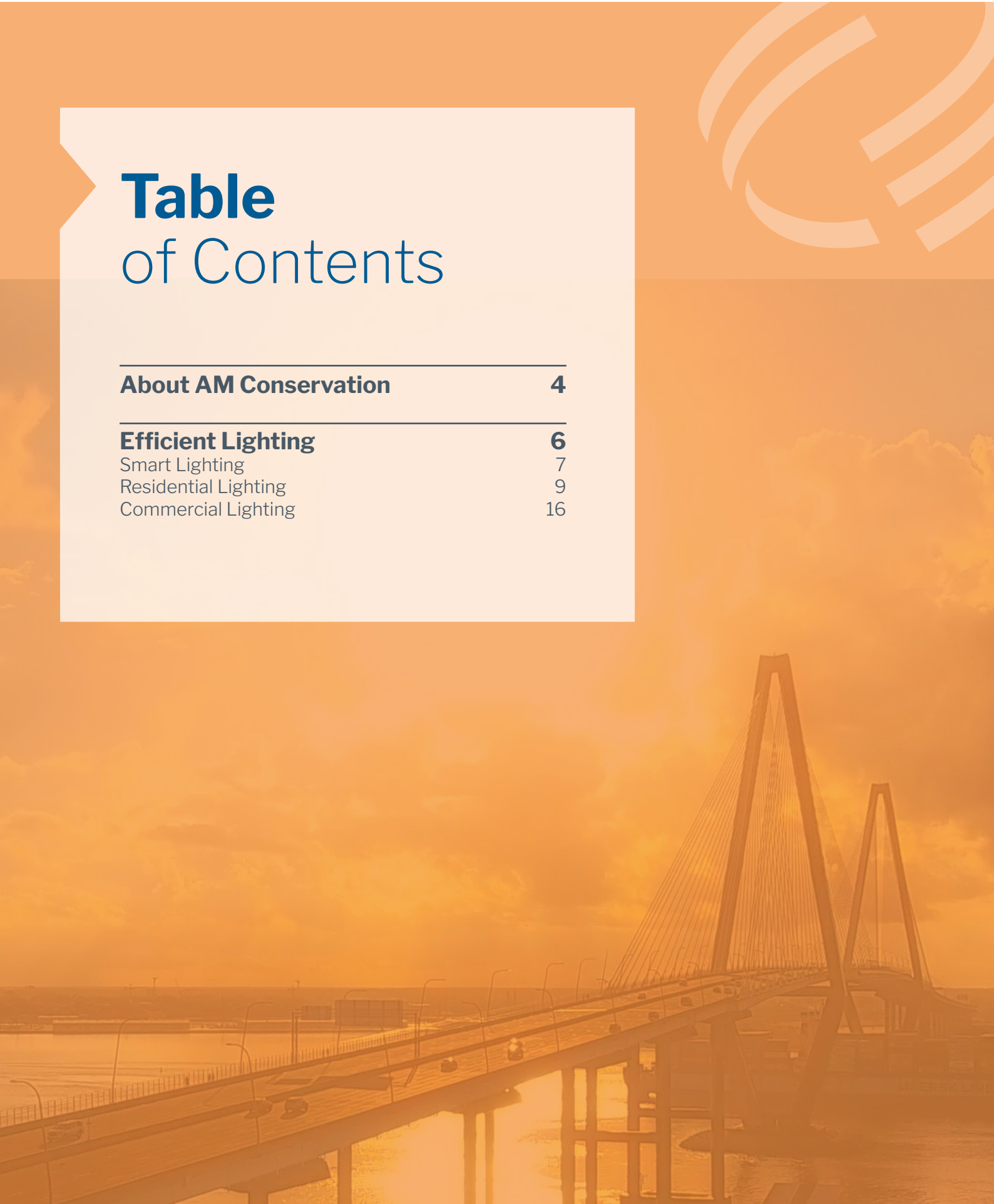
SIMPLYCONSERVE®



World-class  
products and  
cutting-edge  
services for  
your customers

# Table of Contents

<b>About AM Conservation</b>	<b>4</b>
<b>Efficient Lighting</b>	<b>6</b>
Smart Lighting	7
Residential Lighting	9
Commercial Lighting	16



# Why Choose AM Conservation?

## Achieve Your Goals with Us

AM Conservation is your trusted resource for energy- and water-efficient products. From smart thermostats to LED light bulbs, showerheads, faucet aerators and advanced powerstrips, our products leverage innovative technology to maximize savings. We guarantee quality with product certifications from ENERGY STAR®, DLC and WaterSense®.

As a manufacturer and distributor with over 30 years of merchandising, online product sales, program implementation and logistics experience in the energy and water efficiency industry, we are uniquely qualified to provide reliable products and services.

30+

### Experience

We have been in business for more than 30 years, which means we've got the experience and market expertise to achieve your unique goals.



### Fast & Safe Delivery

Our industry-leading logistics network follows extensive best practices, including maintaining ample inventory on-hand, to fulfill orders in a seamless and timely manner.



### Reliable Pricing

Our manufacturer-direct product pricing builds value for your business and your customers.



### Top-Level Support

We provide concierge-level customer service with after-sale support.



### Efficient Products

We offer products that are custom-engineered and hand-picked to provide superior performance at an accessible price point.

# Premium Products & Services

AM Conservation's robust product line is ideal for a variety of clients, including utilities, municipalities, program implementers, contractors, distributors, retailers, non-profit agencies and more.



Scan to watch product installation videos on AM Conservation's YouTube Channel



## Rapid & Reliable Fulfillment

We ship directly from our warehouse to your job site or store.




## Unparalleled Value

Our unique, competitively priced product mix builds value for your business and your customers.



## Discount Opportunities

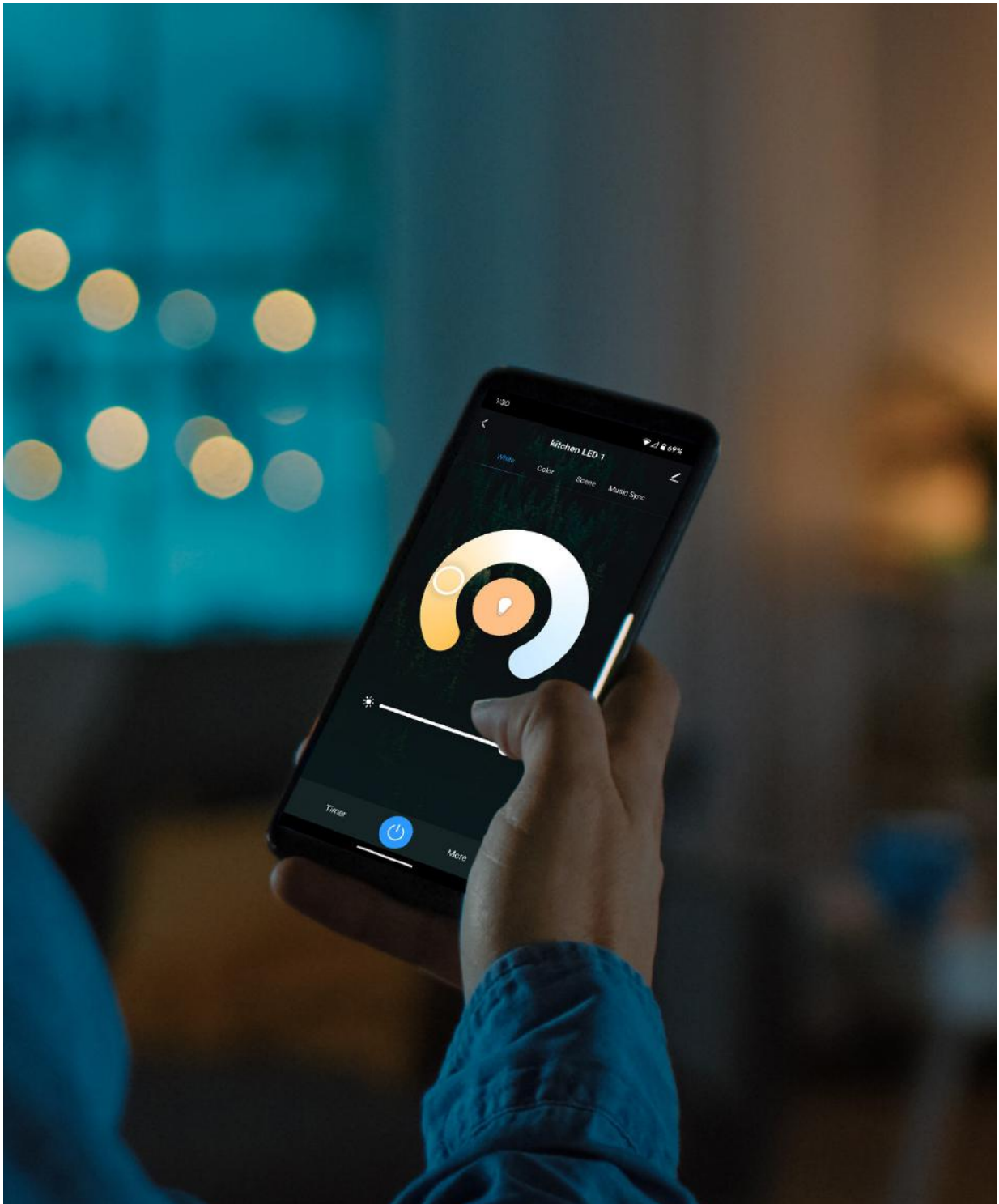
We offer the ability to order in bulk, saving time and providing cost savings to both you and your customers.



# Efficient Lighting

## Lighting For Home, Office and Commercial Buildings

AM Conservation offers a wide range of energy-saving lighting options for residential, small business and commercial and industrial businesses for bulk order.



# Smart Lighting



L8W-BR30 L9W-A19

**SIMPLY CONSERVE®**

**Simply Conserve® Smart LED Lamps**

Illuminate a world of possibilities with your smart home bulbs. Change brightness and color based on your daily activity. Bring them to life by naming, grouping and sharing your smart bulbs. With the touch of a finger or the ease of voice control, you can monitor and adjust your lights from anywhere.



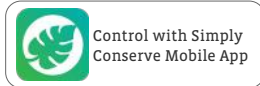
MODEL NUMBER	WATTS	VOLTAGE	INITIAL LUMENS	CCT	CRI	BASE TYPE	CASE QTY.	WARRANTY
L9W-A19-CCT-RGB-WiFi G2	9W	120V	800	2700K-6500K	≥80	E26	24	1 year
L8W-BR30-CCT-RGB-Wifi G2	8W	120V	800	2700K-6500K	≥80	E26	24	1 year



**SIMPLY CONSERVE®**

**Simply Conserve® Wi-Fi & BLE-Enabled Smart Recessed Downlight Retrofit**

Illuminate a world of possibilities with Simply Conserve's smart downlight retrofit. Change brightness and color based on your daily activity. Name, group and share multiple smart down lights. With the touch of a finger or the ease of voice control, you can monitor and adjust your lights from anywhere.



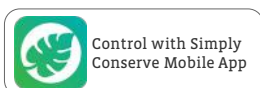
MODEL NUMBER	NOMINAL SIZE	NOMINAL WATTS	VOLTAGE	LUMENS	CCT	CRI	DIMMING	CASE QTY.	WARRANTY
L12DL5/6-CCT-RGB-WiFi-BLE	6.3" x 2.8"	12W	120V	950	2200-6500K	≥80	Yes	30	5 year



**SIMPLY CONSERVE®**

**Simply Conserve® Single-Pole Wi-Fi Smart Switch**

The Simply Conserve® single-pole smart switch adds intelligence to a building's already existing 120V circuit by providing voice, scheduling and remote-control capabilities to existing traditional lighting loads. Control the switch from anywhere in the world with a hub-free interface through the Simply Conserve app. Easily install in new construction, remodeled spaces or retrofit projects to enjoy a seamless and smart experience.



MODEL NUMBER	VOLTAGE	CASE QTY.	WARRANTY
SW-SP-100/240V-WiFi-WH	100-240V, 50/60 Hz	60	1 year





# Residential Lighting

# A BULBS



**SIMPLYCONSERVE®**

## Simply Conserve® Dimmable A19 LED Lamp

Our dimmable A19 LED lamp for enclosed fixtures is equipped with a 220° beam angle that produces even light from the socket base in a wide direction and can be used in enclosed fixtures. This lamp has a standard medium base, which allows it to be easily installed into existing standard-sized lamps and fixtures.



MODEL NUMBER	BASE	WATTS	INCAND. EQUIV.	LUMENS	CCT	CRI	DIMMING	CASE QTY.	WARRANTY
L17A2127K-JA8	E26	17W	100W	1600	2700K	≥90	Yes	50	5 year
LH15A1927KENCL	E26	15W	100W	1600	2700K	≥80	Yes	50	5 year
L13A1927KENCL-11	E26	13W	100W	1600	2700K	≥80	Yes	50	5 year
L12A1927K-JA8	E26	12W	75W	1100	2700K	≥90	Yes	50	5 year
LH11A1927KENC60	E26	11W	75W	1100	2700K	≥80	Yes	60	5 year
L11A1927KENC60-11	E26	11W	75W	1100	2700K	≥80	Yes	60	5 year
LH11A1927KENCL	E26	11W	75W	1100	2700K	≥80	Yes	50	5 year
LH11A1927KENCL	E26	11W	75W	1100	2700K	≥80	Yes	50	5 year
L11A1927KENCL-11	E26	11W	75W	1100	2700K	≥80	Yes	50	5 year
L09A1927KENC60	E26	9W	60W	800	2700K	≥80	Yes	60	5 year
LH09A1927KENC60	E26	9W	60W	800	2700K	≥80	Yes	60	5 year
L09A1927KECL-4PK	E26	9W	60W	800	2700K	≥80	Yes	12	5 year
L09A1927KENCL	E26	9W	60W	800	2700K	≥80	Yes	50	5 year
LH09A1927KENCL	E26	9W	60W	800	2700K	≥80	Yes	50	5 year
L09A1927K-JA8	E26	9W	60W	810	2700K	≥90	Yes	50	5 year
L09A1940KENCL	E26	9W	60W	800	4000K	≥80	Yes	50	5 year
L09A1950KENCL	E26	9W	60W	800	5000K	≥80	Yes	50	5 year
L06A1927KENC60	E26	6W	40W	450	2700K	≥80	Yes	60	5 year
L06A1927KENCL	E26	6W	40W	450	2700K	≥80	Yes	50	5 year

**SIMPLYCONSERVE®**

**Simply Conserve® 3-Way A19 LED Lamp**

With the flip of a switch, this bulb delivers full light — instantly. Plus, the LEDs aren't visible inside, which makes this bulb the perfect choice for open fixtures. Superior to fluorescent and incandescent options, this LED sends even light in every direction, saves money on energy bills and, with average use, lasts at least a decade. 25,000-hour life.



MODEL NUMBER	BASE	WATTS	INCAND. EQUIV.	LUMENS	CCT	CRI	DIMMING	CASE QTY	WARRANTY
L12A1927K3WAY-11	E26	4/8/12W	40/75/100W	500/1000/1500	2700K	≥80	Yes	50	5 year

**SIMPLYCONSERVE®**

**Simply Conserve® Dusk-to-Dawn A19**

Take the hassle out of controlling exterior fixtures. This bulb has its own photocell for automatic on/off control based on ambient light. It is an ideal replacement product for those exterior areas controlled by a simple on/off switch, offering excellent energy savings with LED technology and photo control.



MODEL NUMBER	BASE	WATTS	INCAND. EQUIV.	LUMENS	CCT	CRI	DIMMING	CASE QTY.	WARRANTY
L09DTD27K	E26	9W	60W	800	2700K	≥80	No	50	3 year

**SIMPLYCONSERVE®**

**Simply Conserve® LED Bulb with GU24 Base**

Our dimmable lamps are equipped with a wide beam angle that produces even light from the socket base in a wide direction and can be used in enclosed fixtures.



MODEL NUMBER	BASE	WATTS	INCAND. EQUIV.	LUMENS	CCT	CRI	DIMMING	CASE QTY.	WARRANTY
L9A19DGU2440K	GU24	9W	60W	810	4000K	≥90	Yes	50	5 year
L9A19DGU2430K	GU24	9W	60W	810	3000K	≥80	Yes	50	5 year
L9A19DGU2450K	GU24	9W	60W	810	5000K	≥80	Yes	50	5 year
L12A19DGU2430K	GU24	12W	75W	1100	3000K	≥80	Yes	50	5 year
L12A19DGU2440K	GU24	12W	75W	1100	4000K	≥90	Yes	50	5 year
L12A19DGU2450K	GU24	12W	75W	1100	5000K	≥80	Yes	50	5 year
L17A21DGU2440K	GU24	17W	100W	1600	4000K	≥90	Yes	50	5 year

# REFLECTOR LAMPS



## SIMPLYCONSERVE®

### Simply Conserve® PAR LED Lamps

Our dimmable PAR LED lamps are equipped with a 40° beam angle that directs a focused, bright light where needed. These lamps are equivalent to a 75-watt or 50-watt incandescent and have a standard medium base. This allows the lamps to be easily installed into existing sockets and decorative fixtures. These bulbs are suitable for dry and wet locations and partially enclosed fixtures.



MODEL NUMBER	BASE	BULB SHAPE	WATTS	INCAND. EQUIV.	LUMENS	CCT	CRI	DIMMING	CASE QTY.	WARRANTY
LPAR38D15W-27K	E26	PAR38	15W	120W	1250	2700K	≥80	Yes	24	5 year
LPAR38D15W-50K	E26	PAR38	15W	120W	1250	5000K	≥80	Yes	24	5 year
LPAR30DW11W-27K	E26	PAR30	11W	75W	850	2700K	≥80	Yes	24	5 year
LPAR30DSN11W-27K	E26	PAR30	11W	75W	850	2700K	≥80	Yes	24	5 year
LPAR30DSN11W-50K	E26	PAR30	11W	75W	850	5000K	≥80	Yes	24	5 year
LPAR20D7W27KV11	E26	PAR20	7W	50W	500	2700K	≥80	Yes	50	5 year



## SIMPLYCONSERVE®

### Simply Conserve® Dimmable BR30 & BR40 LED Lamps

Our dimmable BR30 and BR40 LED lamps are equipped with a 105° beam angle that directs bright, even light in a wide area. These lamps have a standard medium base, which allows for easy installation into existing standard-sized fixtures.



MODEL NUMBER	BASE	WATTS	INCAND. EQUIV.	LUMENS	CCT	CRI	DIMMING	CASE QTY.	WARRANTY
LR30D08W-27K	E26	8W	65W	650	2700K	≥80	Yes	24	5 year
LTR30D08W-27K	E26	8W	65W	650	2700K	≥80	Yes	24	5 year
LR30D08W-27KC24	E26	8W	65W	650	2700K	≥80	Yes	24	5 year
LR30D09W-27K-JA8	E26	9W	75W	810	2700K	≥80	Yes	24	5 year
LR30D11W-27K	E26	11W	75W	850	2700K	≥80	Yes	24	5 year
LR30D11W-27KC24	E26	11W	75W	850	2700K	≥80	Yes	24	5 year
LR40D17W-27K	E26	17W	100W	1400	2700K	≥80	Yes	12	5 year

## SIMPLY CONSERVE®

**Simply Conserve® LED MR16 Bulb**

This bulb is designed as a high-quality, energy-efficient replacement for halogen lamps. It is ideal for commercial and residential applications. This product can reduce energy consumption by more than 80% when compared to halogen MR16 lamps.



MODEL NUMBER	BASE	WATTS	INCAND. EQUIV.	LUMENS	CCT	CRI	DIMMING	CASE QTY.	WARRANTY
L07MR16GU1027K-10	GU10	7W	50W	500	2700K	≥80	Yes	100	5 year
L07MR16GU5.3-27	GU5.3	7W	50W	500	2700K	≥80	Yes	100	5 year
L07MR16GU1050K-10	GU10	7W	50W	500	5000K	≥80	Yes	100	5 year

## SPECIALTY LAMPS

## SIMPLY CONSERVE®

**Simply Conserve® Dimmable Candelabra LED Lamp**

Our dimmable 5-watt candelabra LED lamp can replace incandescent bulbs while still maintaining decorative appeal. This lamp has a small base, which allows it to be easily installed into existing decorative fixtures with smaller sockets.



MODEL NUMBER	BASE	WATTS	INCAND. EQUIV.	LUMENS	CCT	CRI	DIMMING	CASE QTY.	WARRANTY
LT05CDL2700K (Clear)	E12	5W	40W	325	2700K	≥80	Yes	50	5 year
L05CDL2700K (Clear)	E12	5W	40W	325	2700K	≥80	Yes	50	5 year
L05CDL2700KF (Frosted)	E12	5W	40W	350	2700K	≥80	Yes	50	5 year
L05CDL2700KC60 (Clear, Contractor Pack)	E12	5W	40W	325	2700K	≥80	Yes	60	5 year
L05CDL2700KF60 (Frosted, Contractor Pack)	E12	5W	40W	350	2700K	≥80	Yes	60	5 year



## SIMPLY CONSERVE®

### Simply Conserve® Dimmable Filament Candelabra LED Lamp

Our dimmable 4-watt filament candelabra LED lamp is suitable for dry and damp locations. The JA8/Title 20-certified lamp is equivalent to a 40-watt incandescent, and it is also suitable for use in totally enclosed, recessed luminaries. The bulb can also replace incandescent bulbs while still maintaining decorative appeal. This lamp has a small base, which allows it to be easily installed into existing decorative fixtures with smaller sockets.



MODEL NUMBER	BASE	WATTS	INCAND. EQUIV.	LUMENS	CCT	CRI	DIMMING	CASE QTY.	WARRANTY
L04CDL2700K-FILV2	E12	4W	40W	300	2700K	≥90	Yes	50	5 year
LH04CDL2700K-FIL	E12	4W	40W	300	2700K	≥90	Yes	50	5 year



## SIMPLY CONSERVE®

### Simply Conserve® Dimmable Globe LED Lamp

Our dimmable 6-watt globe LED lamp can replace incandescent bulbs while still maintaining decorative appeal. This lamp has a standard medium base, which allows it to be easily installed into existing standardized lamps and fixtures.



MODEL NUMBER	BASE	WATTS	INCAND. EQUIV.	LUMENS	CCT	CRI	DIMMING	CASE QTY.	WARRANTY
L06G252700K	E26	6W	40W	450	2700K	≥80	Yes	50	5 year
L06G252700KC60 (Contractor Case)	E26	6W	40W	450	2700K	≥80	Yes	60	5 year
LH06G252700K	E26	6W	40W	450	2700K	≥80	Yes	24	5 year
LH06G252700KC60	E26	6W	40W	450	2700K	≥80	Yes	60	5 year
L06G2550K-7	E26	6W	40W	450	2700K	≥80	Yes	24	5 year
LH06G252700K	E26	6W	40W	450	2700K	≥80	Yes	24	5 year



## SIMPLY CONSERVE®

### Simply Conserve® LED Night Light **CUSTOMIZABLE**

With its sleek, classic design that delivers serious savings, these LED night lights are engineered for maximum longevity with minimal energy usage. Each night light intelligently turns itself on and off, depending on the amount of light in the room — plug it in once, and your job is done. Because these night lights perfectly disperse light to illuminate your path, you and your family can avoid safety hazards after dusk.

MODEL NUMBER	WATTS	LUMENS	HEIGHT	WIDTH	CASE QTY.
LNL-03	0.3W	1.5	3.83"	2"	100
LNL-03-FF	0.3W	1.5	3.83"	2"	100

**SIMPLYCONSERVE®**

**Simply Conserve® Battery Backup with Hook** **CUSTOMIZABLE** 

A power outage shouldn't mean complete darkness. That's why the Simply Conserve® Battery Backup Lamp functions like a normal light bulb — until it's needed most. When the power goes out, the bulb stays on by operating in back-up battery mode. It charges when the light is on, so it's always ready to shine. Fully portable and rechargeable, the Battery Backup Lamp is ideal for home, office and commercial uses. Its damp-rated functionality also makes it a popular choice for outdoor usage in gardens, camping trips and more.



MODEL NUMBER	BASE	WATTS	INCAND. EQUIV.	LUMENS	CCT	CRI	DIMMING	CASE QTY.	WARRANTY
L05A1927KBAT	E26	5W	60W	600	2700K	≥80	No	60	5 year

# Ceiling Light


**SIMPLYCONSERVE®**

**Simply Conserve® 4.5" Square Ceiling Light**

Our ceiling light is a flexible product for applications where additional light is needed. Screw into any open E26 medium base socket or use the included plug adapter to tap into a nearby 120V plug for instant light. Upgrade your porcelain pull chain with a minimized look or add additional light in your garage; the applications are many with this versatile product.



MODEL NUMBER	WATTS	VOLTAGE	LUMENS	CCT	CRI	DIMMING	WARRANTY
L9-CLS4-40-120V	9W	120V	800	4000K	≥80	No	5 year



# Commercial Lighting



# LUMINARIES

## Linear

### SIMPLY CONSERVE®

#### Simply Conserve® LED Shop Light

Our LED shop light is the ideal solution to illuminate basements, garages, work spaces and more. It offers daylight-white overhead task lighting to maximize productivity, and its shatter-resistant, damp-rated build allows it to function in any space. With powerful lighting optimized for any project, the LED shop light saves energy without sacrificing quality.



MODEL NUMBER	NOMINAL SIZE	NOMINAL WATTS	VOLTAGE	LUMENS	CCT	CRI	DIMMING	CASE QTY.	WARRANTY
L40SL40L	43.3" x 3.6" x 1.9"	40W	120-277V	4000	4000K	≥80	No	8	5 year

### SIMPLY CONSERVE®

#### Simply Conserve® Adjustable Strip Light

The Simply Conserve® field-adjustable linear strip fixture includes two switches inside the unit which allow for adjustment of the input power, 30W/40W/50W, and color temperature, 3500K/4000K/5000K. Push-button lens cover releases allow for tool-free access to adjust settings and wire connections. Lens is supported with aircraft cable to prevent the lens from falling. This versatile product is suitable for a variety of applications including retail, offices, warehouses, stairwells and garages.



MODEL NUMBER	NOMINAL SIZE	NOMINAL WATTS	VOLTAGE	LUMENS	CCT	CRI	DIMMING	CASE QTY.	WARRANTY
L30/50-STRP-35/50-4FT-D-ADJ-120/277	48" x 3" x 3.3"	30/40/50W	120-277V	3900/5200/6500	35/40/50K	≥80	0-10V	6	5 year

### SIMPLY CONSERVE®

#### Simply Conserve® LED Wraparound

The Simply Conserve® field-adjustable wraparound fixture includes two switches on the unit, allowing for adjustment of the input power and color temperature. This wrap fixture is designed for easy installation, whether it be a new construction, remodel or retrofit project. Its tool-less lens removal makes for easy installation and ideal for use in a variety of interior commercial spaces.



MODEL NUMBER	NOMINAL SIZE	NOMINAL WATTS	VOLTAGE	LUMENS	CCT	CRI	DIMMING	CASE QTY.	WARRANTY
L30/50-WRP-35/40-4FT-ADJ-120/277	48" x 5.5" x 2.1"	30/40/50W	120-277V	3300/4400/5500	35/40/50K	≥80	0-10V	4	5 year

## SIMPLY CONSERVE®

**Simply Conserve® LED Adjustable Vapor-Tight**

The Simply Conserve field-adjustable vapor-tight fixture includes two switches on the unit which allow for adjustment of the input power and color temperature. This fixture's durable construction allows it to be installed in a variety of demanding environments where moisture and foreign debris need to be mitigated. The IP66 rating also allows for it to be cleaned with hose-directed water.



MODEL NUMBER	NOMINAL SIZE	NOMINAL WATTS	VOLTAGE	LUMENS	CCT	CRI	DIMMING	CASE QTY.	WARRANTY
L30/50-VPR4-35/50-120/277V-D-ADJ	47.2" x 4.3" x 3.5"	30/40/50W	120-277V	4200/5600/7000	35/40/50K	≥80	0-10V	8	5 year

## Panel & Troffers

## SIMPLY CONSERVE®

**Simply Conserve® Field-Adjustable Commercial Flat Panel**

Our DLC-certified LED flat panels are designed for recessed, surface or suspended ceiling grid installation, making them an ideal solution for replacing inefficient traditional fluorescent fixtures. They produce an even, bright light suitable for commercial settings including office buildings, schools, hospitals and more. Their minimalist design allows them to integrate seamlessly, offering high-quality, reliable lighting.



MODEL NUMBER	NOMINAL SIZE	NOMINAL WATTS	VOLTAGE	LUMENS	CCT	CRI	DIMMING	CASE QTY.	WARRANTY
L25/40-FP22-35/50-D-ADJ	2' x 2'	35/40/50	120-277V	2500/3125/3750	35/40/50K	≥80	0-10V	2	5 year
L40/50-FP24-35/50-D-ADJ	2' x 4'	30/35/40	120-277V	3750/4375/5000	35/40/50K	≥80	0-10V	4	5 year

**SIMPLYCONSERVE®**

**Simply Conserve® LED Troffer**

Our DLC-certified LED troffers are designed for installation in T-bar grid or drop-in ceilings. They are the ideal solution for replacing inefficient traditional fluorescent troffers. They produce an even, bright light ideal for commercial settings including office buildings, schools, hospitals and more. Their attractive design allows them to integrate seamlessly into any setting, offering high-quality, reliable lighting.



MODEL NUMBER	NOMINAL SIZE	NOMINAL WATTS	VOLTAGE	LUMENS	CCT	CRI	DIMMING	CASE QTY.	WARRANTY
L20/30-TF22-35/50-D-ADJ-2PK	2'x2'	20/25/30W	120-277V	2500/ 3125/ 3750	3500/ 4000 5000K	≥80	0-10V	2	5 year
L34/45-TF24-35/50-D-ADJ-2PK	2'x4'	34/38/45W	120-277V	4250/ 4750/ 5000	3500/ 4000 5000K	≥80	0-10V	2	5 year

# High Bays

**SIMPLYCONSERVE®**

**Simply Conserve® LED Linear Highbay**

The LED linear high bay series offers leading-edge efficacy and scalability for high-ceiling applications such as warehouses, distribution centers, manufacturing facilities and big box retailers. HB-MOTION sold separately.



MODEL NUMBER	NOMINAL SIZE	NOMINAL WATTS	VOLTAGE	LUMENS	CCT	CRI	DIMMING	CASE QTY.	WARRANTY
L105HBL250D	2'	105W	120-277V	14175	5000K	≥80	0-10V	1	5 year
L155HBL250D	2'	155W	120-277V	20925	5000K	≥80	0-10V	1	5 year
L210HBL250D	2'	210W	120-277V	29000	5000K	≥80	0-10V	1	5 year

## SIMPLY CONSERVE®

**Simply Conserve® Adjustable LED UFO High Bay**

This field-adjustable commercial UFO high bay includes two switches on the unit which allow for adjustment of the input power and color temperature, offering a 9-in-1 solution. This high bay allows for easy and flexible installation in a wide variety of applications including warehouses, manufacturing facilities, gymnasiums and other large indoor spaces. Plug-and-play sensor options are also available.



MODEL NUMBER	NOMINAL SIZE	NOMINAL WATTS	VOLTAGE	LUMENS	CCT	CRI	DIMMING	CASE QTY.	WARRANTY
L100/200-HBU-35/50-120/277-D-ADJ-12GP	13 1/10" x 13 1/10"	100/150/200W	120-277V	13500/20250/27000	3500/4000/5000K	≥80	Yes	1	5 year

## Downlights

## SIMPLY CONSERVE®

**Simply Conserve® LED Recessed Downlight Retrofit**

These recessed downlights are the ideal solution for energy-efficient lighting upgrades in new construction or remodeling projects. They seamlessly replace 65-to-75-watt incandescent lamps in five- and six-inch recessed downlight fixtures, saving money without sacrificing quality. They're easy to install, suitable for use in damp locations and provide 35,000 hours of maintenance-free operation.



MODEL NUMBER	NOMINAL SIZE	NOMINAL WATTS	VOLTAGE	LUMENS	CCT	CRI	DIMMING	CASE QTY.	WARRANTY
L13DL5/6AP-27K	5/6"	13W	120V	900	2700K	≥80	Yes	12	5 year
L13DL5/6AP-30K	5/6"	13W	120V	900	3000K	≥80	Yes	12	5 year
L13DL5/6AP-40K	5/6"	13W	120V	900	4000K	≥80	Yes	12	5 year

## SIMPLY CONSERVE®

**Simply Conserve® Adjustable Wafer Downlight**

The Simply Conserve field-adjustable wafer downlight provides the same installation benefits as standard wafers but includes field adjustability of color temperature from 2700K to 5000K, simplifying SKUs. The downlight can be easily installed in new construction, remodel and retrofit projects. Wet-location rating allows the light to be used outdoors as well as indoors.



MODEL NUMBER	NOMINAL SIZE	NOMINAL WATTS	VOLTAGE	LUMENS	CCT	CRI	DIMMING	CASE QTY.	WARRANTY
L12-DLR6-27/50-D-ADJ	6"	12W	120V	950	27/30/35/40/50K	≥80	Yes	16	5 year

**SIMPLYCONSERVE®**

**Simply Conserve® Field-Adjustable Commercial Downlight**

This downlight includes two switches on the unit which allow for adjustment of the input power, lumen output and color temperature of 3000K/3500K/4000K. This downlight allows for easy installation in new construction, remodel and retrofit projects. Its 90+ CRI and frosted lens allow for true color rendering for vivid colors throughout, and glare-free lighting makes it ideal for commercial use in retail spaces, hospitals, offices and airports.



MODEL NUMBER	NOMINAL SIZE	NOMINAL WATTS	VOLTAGE	LUMENS	CCT	CRI	DIMMING	CASE QTY.	WARRANTY
L7/18-DL6-30/40-D-ADJ	5.13" x 6.25" x 8.25"	7/10/18W	120-277V	700/1000/1500	30/35/40K	≥90	0-10V	4	5 year
L10/22-DL8-30/40-D-ADJ	5.86" x 7.86" x 10.25"	10/15/22W	120-277V	1000/1500/2200	30/35/40K	≥90	0-10V	4	5 year

# Wall Packs

**SIMPLYCONSERVE®**

**Simply Conserve® Field-Adjustable Mini Wall Pack**

Our mini wall pack includes dip switches on the unit, allowing for adjustment of the input power and color temperature. There is also a dip switch to toggle photocell functionality on or off. This mini wall pack's durable construction allows for easy installation in a variety of applications for new construction, remodel and retrofit projects.



MODEL NUMBER	NOMINAL SIZE	NOMINAL WATTS	VOLTAGE	LUMENS	CCT	CRI	DIMMING	CASE QTY.	WARRANTY
L15/25-MWP-30/50-120/277-PC	8.8" x 5.9" x 2.5"	15/20/25W	120-277V	1800/2400/3000	3000/4000/5000K	>80	Yes	12	5 year

**SIMPLYCONSERVE®**

**Simply Conserve® Adjustable Full Cut-Off Wall Pack**

The Simply Conserve field-adjustable full cut-off wall pack includes a switch on the unit which allows for adjustment of color temperature among 3000K/4000K/5000K, giving installers a 3-in-1 solution. This flexibility allows for easy installation across multiple projects. Provisions for a photocell and 0-10V dimming come standard.



MODEL NUMBER	NOMINAL SIZE	NOMINAL WATTS	VOLTAGE	LUMENS	CCT	CRI	DIMMING	CASE QTY.	WARRANTY
L80-FCWP-30/50-120/277-D-ADJ	12.6" x 6.9" x 5.1"	80W	120-277V	1040	3000/4000/5000K	≥70	Yes	4	5 year



**SIMPLY CONSERVE®**

**Simply Conserve® Mini Wall Pack**

The Mini Wall Pack is a great choice for adding or upgrading outdoor security lighting. It's ideal for garages, loading bays, multifamily complexes and hospitality and office buildings. The integrated photocell allows for dusk-to-dawn operation out of the box. This fixture can withstand exterior elements.



MODEL NUMBER	NOMINAL SIZE	NOMINAL WATTS	VOLTAGE	LUMENS	CCT	CRI	DIMMING	CASE QTY.	WARRANTY
L15-MWP-40-120-PC	11.4" x 7.7" x 1.6"	15W	120V	1050	4000K	≥80	No	10	5 year



**SIMPLY CONSERVE®**

**Simply Conserve® LED Wall Pack**

Our LED wall pack with photocell provides even, bright lighting for outdoor settings. It is the ideal energy-efficient solution for public spaces, schools, hospitals, parking garages, outdoor walkways and more. With construction that prevents light pollution, saves energy and results in lower maintenance costs, outdoor spaces remain reliably lit for less cost over time.



MODEL NUMBER	NOMINAL SIZE	NOMINAL WATTS	VOLTAGE	LUMENS	CCT	CRI	DIMMING	CASE QTY.	WARRANTY
L35-WPT-50-120/277-D-PC	14.3" X 9.2" X 8"	35W	100-277V	4550	5000K	≥80	No	1	5 year
L50WPT50F-PC	14.3" X 9.2" X 8"	50W	100-277V	5000	5000K	≥80	No	1	5 year
L80WPT50F-PC	14.3" X 9.2" X 8"	80W	100-277V	4550	8000K	≥80	No	1	5 year
L50-WPT-50-120/277-D-PC	14.3" x 9.2" x 7.4"	50W	100-277V	5000	5000K	≥80	Yes	1	5 year
L80-WPT-50-120/277-D-PC	14.3" x 9.2" x 7.4"	50W	100-277V	5000	5000K	≥80	Yes	1	5 year

**SIMPLY CONSERVE®**

**Simply Conserve® Wall Pack Photocell Switch**



The wall pack photocell switch automatically adjusts lighting based on sunlight exposure. Effortlessly and reliably control street lighting, passage lighting, doorway lighting and more without lifting a finger. With a wide voltage range, the switch is broadly applicable for almost any power supply level. The 3-10-second time delay prevents unnecessary lighting adjustment affected by rapidly changing conditions. Eliminate waste by only operating your wall packs when necessary with our UL-listed wall pack photocell switch.

MODEL	CASE QTY.
Wall Pack PhotoCell Switch	25

**SIMPLYCONSERVE®**

**Simply Conserve Field Adjustable Parking Garage/Canopy**

The Simply Conserve field-adjustable parking garage luminaire includes two switches on the unit which allow for adjustment of the input power, lumen output and color temperature. This downlight allows for easy installation in parking garages and/or canopies.



MODEL NUMBER	NOMINAL SIZE	NOMINAL WATTS	VOLTAGE	LUMENS	CCT	CRI	DIMMING	CASE QTY.	WARRANTY
L40/70-PG10-30/50-120/277V-D-ADJ	10.1" x 10.1" x 4.2"	40/60/70W	120-277V	4800/ 2400/ 3000	3000/ 7200/ 8400K	≥80	0-10V	4	5 year

# Corn Bulb

**SIMPLYCONSERVE®**

**Simply Conserve® LED Corn Bulb**

Our LED corn bulb is ready to meet your customers' unique needs. Ideal for commercial spaces, whether it be for indoor high-bay or outdoor fixtures, these bulbs provide ideal brightness and weather-resistant construction to keep them shining year-round.



MODEL NUMBER	NOMINAL SIZE	BASE	NOMINAL WATTS	VOLTAGE	LUMENS	CCT	CRI	DIMMING	CASE QTY.	WARRANTY
L36CB50-D-E26	8.8" x 2.4"	E26	36W	120-277V	5580	5000K	≥80	Yes	25	5 year

# T8 Lamps

**SIMPLYCONSERVE®**

## Simply Conserve® T8 LED Hybrid



This 14W hybrid T8 LED lamp is ideal for offices, conference rooms, hotels, academic complexes and commercial and medical facilities. Designed to have 1800 lumens, these lamps deliver the same light output as a 32W fluorescent with less than half the power. Hybrid technology reduces maintenance expenses and allows multiple installation methods whether a ballast is present or not. Install as a plug-and-play solution on compatible ballasts, or bypass the ballast to install in a double-end configuration.



MODEL NUMBER	BASE	NOMINAL WATTS	VOLTAGE	LUMENS	CCT	CRI	DIMMING	CASE QTY.	WARRANTY
L14T8G35AB	G13	14W	120-277V	1800	3500K	≥80	No	25	5 year
L14T8G40AB	G13	14W	120-277V	1800	4000K	≥80	No	25	5 year
L14T8G50AB	G13	14W	120-277V	1800	5000K	≥80	No	25	5 year
L14T8G40AB-10PK	G13	14W	120-277V	1800	4000K	≥80	No	10	5 year
L14T8G50AB-10PK	G13	14W	120-277V	1800	5000K	≥80	No	10	5 year

**SIMPLYCONSERVE®**

## Simply Conserve® LED T8 – UL Type A – Direct Replacement



This LED T8 lamp is a perfect plug-and-play solution to convert existing fluorescent fixtures to LED. Designed to deliver 1800 lumens, these lamps produce the same light output as a 32W fluorescent with less than half the power. The glass construction provides a strong, quick and safe installation without any re-wiring of the ballast or fixture. Compatible with most electronic instant-start and programmed rapid start T8 ballasts.



MODEL NUMBER	BASE	NOMINAL WATTS	VOLTAGE	LUMENS	CCT	CRI	DIMMING	CASE QTY.	WARRANTY
L11T8G40A	G13	11W	120-277V	1800	4000K	≥80	No	25	5 year
L11T8G50A	G13	11W	120-277V	1800	5000K	≥80	No	25	5 year
L14T8G40A	G13	14W	120-277V	1800	4000K	≥80	No	25	5 year
L14T8G50A	G13	14W	120-277V	1800	5000K	≥80	No	25	5 year

## LED T8 and T5 Product Selection

FAMILY	WATTAGE	LAMP TYPE	MATERIAL	CCT	OPERATION
L = LED Linear	12 = 12W 14 = 14W 15 = 15W	T8 = T8 Tube T5 = T5 Tube	G = Glass PC = Aluminum & Polycarbonate N = Nano Plastic	35 = 3500K 40 = 4000K 50 = 5000K	A = UL Type A BDE = UL Type B, Double End BSE = UL TYPE B, Single End AB = UL Type A/B, Dual Mode



**SIMPLYCONSERVE®**

**Simply Conserve® LED T8 – UL Type B – Double-End Ballast Bypass**

T8 LEDs provide cost-effective, powerful, uniform lighting for T8 fluorescent retrofit projects utilizing standard G13 (medium bi-pin) sockets. They are used in conjunction with the existing fluorescent housing or fixture bodies. These T8 lamps are equipped with a dedicated internal driver to deliver appropriate light levels for your application. These commercial LED lighting products are great for offices, retail spaces, schools, universities, airport lounges, government facilities and many other common indoor applications.



MODEL NUMBER	BASE	NOMINAL WATTS	VOLTAGE	LUMENS	CCT	CRI	DIMMING	CASE QTY.	WARRANTY
L17T8G40BDE	G13	17W	120-277V	2200 ± 10%	4000K	≥80	No	25	5 year
L17T8G50BDE	G13	17W	120-277V	2200 ± 10%	5000K	≥80	No	25	5 year

# T5 Lamps

**SIMPLYCONSERVE®**

**Simply Conserve® LED T5 – UL Type A – Direct Replacement**

This LED T5 lamp is an easy plug-and-play solution to convert existing linear fluorescent fixtures to LED without any extra effort or re-wiring. Designed to deliver over 3500 lumens, the lamp's construction provides safe installation utilizing the existing T5HO Program start electronic ballasts, minimizing maintenance and labor costs.



MODEL NUMBER	BASE	NOMINAL WATTS	VOLTAGE	LUMENS	CCT	CRI	DIMMING	CASE QTY.	WARRANTY
L25T5G40A	G5	25W	120-277V	3500	4000K	≥80	No	25	5 year
L25T5G50A	G5	25W	120-277V	3500	5000K	≥80	No	25	5 year

**SIMPLYCONSERVE®**

**Simply Conserve® LED T5 – UL Type B – Bypass**

The LED T5 bypass eliminates the need for a ballast, making it a quick and efficient solution for your lighting needs. With an even and flicker-free light output, this lamp is the ideal replacement for 54-watt T5HO fluorescent tubes in commercial spaces. Its 50,000-hour rated lifespan and easy installation eliminate the hassle of complicated upgrades.



MODEL NUMBER	BASE	NOMINAL WATTS	VOLTAGE	LUMENS	CCT	CRI	DIMMING	CASE QTY.	WARRANTY
L25T5G40BDE	G5	25W	120-277V	3500	4000K	≥80	No	25	5 year
L25T5G50BDE	G5	25W	120-277V	3500	5000K	≥80	No	25	5 year

# Lighting Partner Brands





## AM Conservation

1701 Charleston Regional Parkway  
Suite A  
Charleston, SC 29492 USA

Phone: 843.971.1414  
Fax: 843.971.1472  
Email: [customercare@amconservation.com](mailto:customercare@amconservation.com)



REQUEST A QUOTE  
[amconservation.com](https://amconservation.com)