



FURNITURE CATALOGUE



BRITISH MADE
BUILT TO LAST

WELCOME

WELCOME

Welcome

2

Introducing the Ambic furniture catalogue, a portfolio of our most popular products.

Welcome to our comprehensive Furniture Catalogue, where quality, functionality, and design come together to create inspiring educational and office spaces. Within these pages, you'll find a wide selection of furniture solutions tailored to support productivity, collaboration, and comfort. While this catalogue showcases an extensive range of options, we understand that every space is unique—our team is happy to discuss further customisation to meet your specific needs. As pricing is not included, we invite you to contact our sales team directly for personalised quotes and expert advice. Let us help you create the perfect environment for learning and work.



T: 0191 389 1888 | E: sales@ambicmanufacturing.com

WHO ARE AMBIC?



Ambic Manufacturing are furniture manufacturers for a broad range of needs including hospitality, educational, laboratory, residential and corporate sectors throughout the UK.

We work extensively with individuals, designers, contractors, architects and other businesses to provide furniture design, manufacture and installation. We can make just about anything to your exact specification at our purpose built, state of the art factory in County Durham.

We are also FF&E procurement specialists so if we can't make it, then we will have a partner who can.



Our in-house manufacturing capability is such that we have dedicated departments for:

- wood machining
- polishing
- welding
- sandblasting
- sheet metalwork
- powder coating & painting
- solid grade laminate fabrication (Trespa®)
- plastics fabrication (Perspex, Polyethylene, PVC)
- vinyl cutting
- our own assembly, delivery and installation teams

This means that while this catalogue shows our most popular standard products, all of our furniture is made to order and can be customised to suit our customers' specific needs.

Come and Visit us!

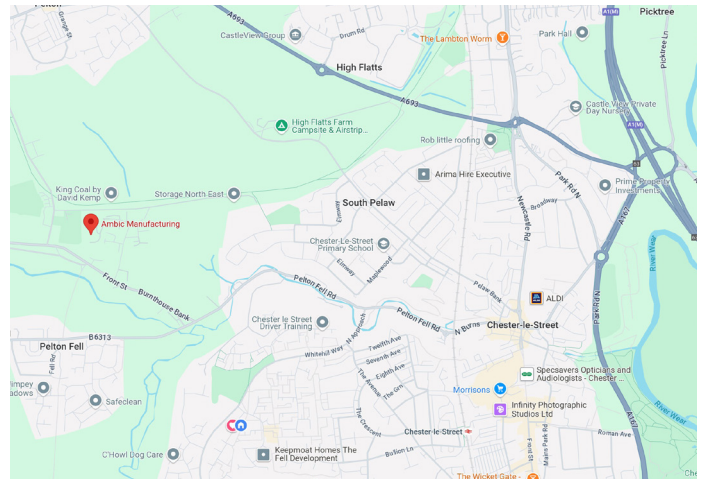
We are situated in Chester-le-Street, County Durham just off the A1(M) and our state-of-the-art factory is well worth a look if you are interested in an ongoing business partnership for the manufacture and supply of the very best quality British-made furniture. Our in-house showroom will be a new addition for 2025 so you can see some of our work up close and personal.

Please call or email us to arrange your personal guided visit.

Tel: 0191 389 1888

Email: sales@ambicmanufacturing.com

Address: House of Ambic, Stella Gill Industrial Estate, Pelton Fell, Chester-le-Street, County Durham, DH2 2RN



HOW DO WE HELP OUR CUSTOMERS?

We work with and alongside our customers to meet their specific requirements with simple and effective project management to meet deadlines to all parties satisfaction.

Consultation

Let us come to see you to discuss your requirements, first hand. Once we have established your specific need, our Sales Advisors can provide expert advice on all of our products and their applications. Additionally, they can provide free of charge spatial planning and a no obligation quotation service.

By Phone

Our experienced sales team are waiting to receive your call. They provide an expansive service to our customers – ranging from samples and quotations, through to managing your orders and delivery expectations. Just call 0191 389 1888 and ask for Sales.

Online

Ambic Manufacturing website www.ambicmanufacturing.com



This brochure is also available online. Just visit the Ambic Manufacturing website at:

www.ambicmanufacturing.com

How to Order

You can order any item out of the catalogue by contacting our Sales Team on:

T: 0191 389 1888

E: sales@ambicmanufacturing.com



Order Checklist

When ordering, please use the checklist below. This will help to process your order as efficiently and quickly as possible.

Product Codes and quantities of your chosen products

Your choice of Finishes (if relevant)

Your Fabric Colour Choice

Your customer Purchase Order number

Your Contact Name, address and phone number

Your delivery and invoice address



WHY CHOOSE AMBIC?

Dedicated Installation Teams

Our professional fitting teams are multi-disciplined enabling them to complete work in a fraction of the time of our competitors.

We are also experts in working around the busy schedules of schools, universities and offices to fit your new furniture with the minimum of disruption to your staff / students.

We consistently enjoy fantastic feedback from our customers regarding our installation teams – friendly, efficient and professional, the quality of the final installation is equally important to us as the quality of manufacturing and our teams take great pride in the finished job.



Quality



We believe that furniture should be more than just functional—it should be a statement of quality, craftsmanship, and timeless design. Every piece we create is crafted with precision, using only the finest materials to ensure durability, beauty, and comfort that lasts for generations.

Our manufacturing process is a blend of traditional techniques and modern innovation, ensuring every joint, curve, and finish is perfected to the highest standard.

Each piece undergoes meticulous sanding, polishing, and staining, resulting in a flawless surface that enhances the natural beauty of the materials. The finishing touches are designed to protect and enrich, ensuring that our furniture remains as stunning as the day it was crafted.

Innovation



We specialise in redefining furniture design through innovation, precision, and limitless customisation. We understand that no two spaces are the same, which is why our expertly crafted furniture is designed to fit seamlessly into even the most unconventional interiors. Whether it's a uniquely shaped alcove, an irregular corner, or a bold, one-of-a-kind vision, we bring ideas to life with unparalleled craftsmanship.

Our advanced manufacturing capabilities set us apart. Equipped with state-of-the-art machinery, from precision CNC cutting to intricate hand-finishing, we can transform even the most ambitious designs into reality. Whether you require custom dimensions, modular configurations, or an entirely bespoke piece crafted to your exact specifications, we have the expertise and technology to deliver with precision.

Turnaround



While quality craftsmanship takes time, we have optimised our production process to offer competitive lead times, ensuring that your custom furniture is delivered as swiftly as possible without compromising on quality.

Most bespoke pieces require careful planning and meticulous execution, meaning lead times can be several weeks depending on the complexity of the design. However, for urgent projects, we offer an accelerated manufacturing service, capable of turning around certain pieces in just a few days. Our team works closely with clients to assess feasibility and provide realistic timelines, ensuring expectations are met with transparency and reliability. We are committed to delivering exceptional furniture, designed to your vision and crafted with care—all with the flexibility to meet your time-sensitive needs whenever possible.

HOW TO USE THIS BROCHURE

This Brochure has been designed to be as clear and easy to use as possible, whilst also providing a comprehensive set of information for all featured products. These 2 pages provide a brief overview on how to use the document, as well as where to find key information.



1 The Plaza chair offers a streamlined, simplified design. Lightweight and stackable, it features a curved shell for user comfort, and is both durable and versatile.

2 Plaza Polypropylene Chairs.

SEATING 3

DINING SEATING

5

5 Polypropylene Chair

PLAZA** w495 d535 h800 EPOA

6

6 Mobile Stacking Trolley

PLAZA/T w495 d535 h800 EPOA

7

Chair Colour options:

Nordic Blue	Ultra Blue	Sky Blue
Splash	Surf's Up	Grass Green
Zesty Lime	Flamingo Dusk	Nemo
Cyanine	Poppy Red	Marsh Grass
Purple Haze	Black	Chocolate
Misty Brown	Flannel	Black Grey
Warm Gray	Coal Gray	Sand
Light Tone	Wet Sand	Cottonwood

8

Maestro

8 Polypropylene Chair

MS/CH/BL/MG/K** w495 d535 h800 EPOA

7

Maestro

7 Mobile Stacking Trolley

CSD/BL/K w584 d660 EPOA

Chair Colour options:

Nordic Blue	Ultra Blue	Sky Blue
Splash	Surf's Up	Grass Green
Zesty Lime	Flamingo Dusk	Nemo
Cyanine	Poppy Red	Marsh Grass
Purple Haze	Black	Chocolate
Misty Brown	Flannel	Black Grey
Warm Gray	Coal Gray	Sand
Light Tone	Wet Sand	Cottonwood

8

Please note: The Plaza Chair and the Maestro Chair both have a seat height of 455mm. The Plaza Chair is stackable to 8 high, or 16 high on the Plaza Mobile Stacking Trolley. The Maestro Chair is stackable to 10 high, or 38 high on the Maestro Mobile Stacking Trolley. Plaza has built-in UV protection, so is suitable for outdoor use.

Standard Features

- Injection moulded polypropylene (Plaza)
- Glides fitted to protect all floor types (Plaza)
- Solid steel rod frame (Maestro)

Optional Upgrades

- A. Removable Writing Tablet (Maestro)
- B. Upholstered seat pad (Maestro)
- C. Linking glides (Maestro)

** Please specify your Chair Colour from the options shown above.

- 1** Summary text for the product shown in the photograph.
- 2** Description of the furniture shown in the photograph.
- 3** Section title, and sub-section (if applicable).

- 4** Colour-coded document navigation bar and page number.
- 5** Image of specific product in the range, eg 'Four Legged Chair'.
- 6** Product information, including code, price and dimensions.

- 7** Specific finish colour options (if applicable).
- 8** Info bar, showing standard and optional features, and finish options.



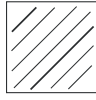
UNDERSTANDING THE FINISH ICONS



Paint Finish

Where you'll see it
Products with painted frames and legs, such as Desking and Tables.

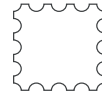
How to Specify
You'll need to specify from the Finishes page.



Wood Finish

Where you'll see it
Products with Wooden tops, such as Desking and most Tables.


How to Specify
You'll need to specify from the Finishes page.



Fabric Finish

Where you'll see it
Upholstered products, such as Soft Seating and System Base Screens.

How to Specify
You'll need to specify from the Finishes page.



Colour Options

Where you'll see it
Products that have their own colour range, such as Postura and Novarra.

How to Specify
You'll need to specify from the options shown.

SEATING & TABLE HEIGHT GUIDE

BS EN 1729 is the industry standard for Classroom Tables and Chairs in all UK schools. The standard was introduced following a study of 1500 young people that revealed the average size of children has increased. The standard recognises that furniture sizes need to increase to be ergonomically correct today. The guide below visually illustrates the Size Mark Guides, and they can also be found listed on the relevant Seating and Tables pages in this brochure.

Seating Height Size Mark Guides


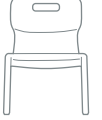










					
Seat Height 260mm	Seat Height 310mm	Seat Height 350mm	Seat Height 380mm	Seat Height 430mm	Seat Height 460mm
Size Mark 1	Size Mark 2	Size Mark 3	Size Mark 4	Size Mark 5	Size Mark 6

Table Height Size Mark Guides


					
Table Height 460mm	Table Height 530mm	Table Height 590mm	Table Height 640mm	Table Height 710mm	Table Height 760mm
Size Mark 1	Size Mark 2	Size Mark 3	Size Mark 4	Size Mark 5	Size Mark 6

Please note: Table and Seat sizes may vary slightly from the sizes shown. The standard allows for a 10mm tolerance.





 **Desking** 10



- Height Adjustable 21
- Receptions 23

 **Storage** 30



- Personal Storage 32
- Cupboards 35
- Internals 39
- Bookcases 41
- Early Years 49
- Dining-Sports 56
- Cloakroom 57
- Tray Units 63
- Steel Storage 72
- Lockers 74
- Specialist Storage 78

 **Tables** 80



- Classroom 82
- Height-adjustable 97
- Multi-purpose 103
- Dining 119



Interactive Document!

Click on the category image, section name or page number to go directly to those pages in the document.

To return to the Contents page, just click the coloured bar on the outer edge of each page.

 **Screens** 132




 **Seating** 142



- Classroom 144
- Multi-purpose 167
- Task-based 169
- Dining 177
- Soft 187
- Children's learning & play 216

 **Additions** 224




 **Fitted Furniture** 238



- Reception 240
- Laboratory 242
- Library 244
- Dining 246
- Hospitality 248
- Washrooms 250

 **Finishes** 252

DESKING





Vexor forms the nucleus of our Desking range. Each has its own character, and all are more than capable of coping with the demands of today's educational environments.



Vexor VR1 Rectangular Desking. Also shown is a Olvaro Pedestal, System 2 Screens, and an Xyrato High Back Task Chair.

Vexor VR1



Rectangular Desk 600mm Depth

VR1-86S-E	w800	£POA
VR1-106S-E	w1000	£POA
VR1-126S-E	w1200	£POA
VR1-146S-E	w1400	£POA
VR1-166S-E	w1600	£POA
VR1-186S-E	w1800	£POA

Rectangular Desk 800mm Depth

VR1-88S-E	w800	£POA
VR1-108S-E	w1000	£POA
VR1-128S-E	w1200	£POA
VR1-148S-E	w1400	£POA
VR1-168S-E	w1600	£POA
VR1-188S-E	w1800	£POA

Vexor VR1



Left-Handed Wave Desk

VR1-129LW-E	w1200	d900	£POA
VR1-149LW-E	w1400	d900	£POA
VR1-169LW-E	w1600	d900	£POA
VR1-189LW-E	w1800	d900	£POA

Right-Handed Wave Desk


VR1-129RW-E	w1200	d900	£POA
VR1-149RW-E	w1400	d900	£POA
VR1-169RW-E	w1600	d900	£POA
VR1-189RW-E	w1800	d900	£POA


Double Wave Desk

VR1-169DW-E	w1600	d900	£POA
VR1-189DW-E	w1800	d900	£POA

Please note: All Vexor Desks are 730mm high. Prices shown are for a standard MF MDF Finish. For an additional cost, Vexor VR1 is also available with a height adjustable leg.

- Standard Features**
- ✓ 25mm MF MDF top
 - ✓ Epoxy painted steel frame with levelling feet
 - ✓ Integrated cable ports

 Please specify your Desk Top Finish from the Finishes pages.

 Please specify your Desk Frame Paint Finish from the Finishes pages.

- Optional Upgrades**
- A. Cable Management accessories
 - B. Height settable adjustable leg

Vexor VR1



Left-Handed Radial Desk

VR1-1612L-E	w1600 d1200	£POA
VR1-1812L-E	w1800 d1200	£POA

Right-Handed Radial Desk

VR1-1612R-E	w1600 d1200	£POA
VR1-1812R-E	w1800 d1200	£POA

Vexor VR2



Rectangular Desk 600mm Depth

VR2-86S-E	w800	£POA
VR2-106S-E	w1000	£POA
VR2-126S-E	w1200	£POA
VR2-146S-E	w1400	£POA
VR2-166S-E	w1600	£POA
VR2-186S-E	w1800	£POA


Rectangular Desk 800mm Depth


VR2-88S-E	w800	£POA
VR2-108S-E	w1000	£POA
VR2-128S-E	w1200	£POA
VR2-148S-E	w1400	£POA
VR2-168S-E	w1600	£POA
VR2-188S-E	w1800	£POA

Please note: All Vexor Desks are 730mm high. Prices shown are for a standard MF MDF Finish.

Standard Features

- ✓ 25mm MF MDF top
- ✓ Epoxy painted steel frame with levelling feet (VR1)
- ✓ Integrated cable ports

 Please specify your Desk Top Finish from the Finishes pages.

 Please specify your Desk Frame Paint Finish from the Finishes pages.

Optional Upgrades

- A. Ability to retro-fit fixed pedestals
- B. Full complement of Cable Management accessories



Vexor VR2



Left-Handed Wave Desk

VR2-129LW-E	w1200	d900	£POA
VR2-149LW-E	w1400	d900	£POA
VR2-169LW-E	w1600	d900	£POA
VR2-189LW-E	w1800	d900	£POA

Right-Handed Wave Desk

VR2-129RW-E	w1200	d900	£POA
VR2-149RW-E	w1400	d900	£POA
VR2-169RW-E	w1600	d900	£POA
VR2-189RW-E	w1800	d900	£POA

Double Wave Desk

VR2-169DW-E	w1600	d900	£POA
VR2-189DW-E	w1800	d900	£POA

Vexor VR2



Left-Handed Radial Desk

VR2-1612L-E	w1600	d1200	£POA
VR2-1812L-E	w1800	d1200	£POA

Right-Handed Radial Desk

VR2-1612R-E	w1600	d1200	£POA
VR2-1812R-E	w1800	d1200	£POA

Please note: All Vexor Desks are 730mm high. Prices shown are for a standard MFMDf Finish.

Standard Features

- ✓ Integrated cable ports
- ✓ 25mm MFMDf top and panel legs



Please specify your Desk Top Finish from the Finishes pages.

Optional Upgrades

- A. Ability to retro-fit fixed pedestals
- B. Full complement of Cable Management accessories



Vexor VR3



Rectangular Desk 600mm Depth

VR3-86S-E	w800	£POA
VR3-106S-E	w1000	£POA
VR3-126S-E	w1200	£POA
VR3-146S-E	w1400	£POA
VR3-166S-E	w1600	£POA
VR3-186S-E	w1800	£POA

Rectangular Desk 800mm Depth

VR3-88S-E	w800	£POA
VR3-108S-E	w1000	£POA
VR3-128S-E	w1200	£POA
VR3-148S-E	w1400	£POA
VR3-168S-E	w1600	£POA
VR3-188S-E	w1800	£POA

Vexor VR3 Leg Style
Simplicity personified – style with the right angle

Vexor VR3



Left-Handed Wave Desk

VR3-129LW-E	w1200 d900	£POA
VR3-149LW-E	w1400 d900	£POA
VR3-169LW-E	w1600 d900	£POA
VR3-189LW-E	w1800 d900	£POA

Right-Handed Wave Desk

VR3-129RW-E	w1200 d900	£POA
VR3-149RW-E	w1400 d900	£POA
VR3-169RW-E	w1600 d900	£POA
VR3-189RW-E	w1800 d900	£POA

Double Wave Desk

VR3-1690W-E	w1600 d900	£POA
VR3-1890W-E	w1800 d900	£POA


Please note: All Vexor Desks are 730mm high. Prices shown are for a standard MF MDF Finish.

Standard Features

- ✓ 25mm MF MDF top
- ✓ Epoxy painted steel frame with levelling feet (VR1)
- ✓ Integrated cable ports

Optional Upgrades

- A. Ability to retro-fit fixed pedestals
- B. Full complement of Cable Management accessories

 Please specify your Desk Top Finish from the Finishes pages.

 Please specify your Desk Frame Paint Finish from the Finishes pages.



Vexor VR3



Left-Handed Radial Desk

Right-Handed Radial Desk

VR3-1612L-E	w1600 d1200	£POA
VR3-1812L-E	w1800 d1200	£POA

VR3-1612R-E	w1600 d1200	£POA
VR3-1812R-E	w1800 d1200	£POA



Vexor VR3 Rectangular Desks. Also shown are Xyrato Extra High Back Task Chairs.


Please note: All Vexor Desks are 730mm high. Prices shown are for a standard MF MDF Finish.

Standard Features

- ✓ 25mm MF MDF top
- ✓ Epoxy painted steel frame with levelling feet (VR1)
- ✓ Integrated cable ports

Optional Upgrades

- A. Ability to retro-fit fixed pedestals
- B. Full complement of Cable Management accessories

 Please specify your Desk Top Finish from the Finishes pages.

 Please specify your Desk Frame Paint Finish from the Finishes pages.





Bullet Extension Table

Universal Extensions



Bullet Extension Table

AU-BLT06-E	d600	£POA
AU-BLT08-E	d800	£POA
AU-BLT09-E	d900	£POA



Meeting Extension Table

AU-DIA08-1100-E	w1100	£POA
-----------------	-------	------



Manager Extension Table

AU-MGR08-1100-E	w1100	£POA
-----------------	-------	------

Universal Fixed Pedestals



Universal Fixed Pedestals

AFP-1P1F 1 Personal Drawer & 1 Filing Drawer	£POA
AFP-3P 3 Personal Drawers	£POA

Only suitable for use with 800mm Deep Rectangular Vexor and Baseline Desks.

Please note: 1400mm and 1600mm width Rectangular Desks can be fitted with 1 Pedestal only. 1800mm width Rectangular Desks can be fitted with either 1 or 2 Pedestals. Pedestals can be fixed in either left or right position.





Please note: All Universal Desk Extensions are 730mm high. Prices shown are for a standard MFMDf Finish. All Extensions and Fixed Pedestals are supplied with the appropriate fixings.

Standard Features

- ✓ 25mm MFMDf top
- ✓ Epoxy painted steel frame
- ✓ Fullt retro-fittable



 Please specify your Desk Top Finish from the Finishes pages.

 Please specify your Desk Frame Paint Finish from the Finishes pages.

Optional Upgrades

- A. Premium MFMDf finishes and contrasting edges

A slick, modern and minimalistic piece, the **Lorian** height adjustable desking range makes it easy to integrate a sit-stand element into your educational space.



Lorian Height Adjustable Desking. Also shown is a Framework Floorstanding Screen, and ID Mesh Task Chairs.

HEIGHT ADJUSTABLE

Lorian-Electric Height Adjustable



**Height Adjustable Rectangular Desk
600mm Depth**

LOR-R612-SC-E	w1200	£POA
LOR-R616-SC-E	w1600	£POA



**Height Adjustable Rectangular Desk
800mm Depth**

LOR-R812-SC-E	w1200	£POA
LOR-R816-SC-E	w1600	£POA



**Height Adjustable Left-Handed
Radial Desk**

LOR-RL16-SC-E	w1600	£POA
---------------	-------	------

Lorian-Electric Height Adjustable



**Height Adjustable Right-Handed
Radial Desk**

LOR-RR16-SC-E	w1600	£POA
---------------	-------	------

Desk Frame Paint options:

BK Black

SL Silver

WT White



Please note: All Lorian Electric Height Adjustable Desks are adjustable from 710mm–1210mm high. Prices shown are for a standard MFMDf Finish. To specify Cable Ports (x2) instead of Cable Scoops, just replace -SC with -CP in the code.

Standard Features

- ✓ 25mm MFMDf top
- ✓ Actuators provide 300mm of height adjustment
- ✓ Fully integrated cable management

Optional Upgrades

- Premium MFMDf finishes and contrasting edges
- Length Adjustable Cable Tray (one size fits all)



Please specify your Desk Top Finish from the Finishes pages.



Please specify your Desk Frame Paint Finish from the Finishes pages.



DDA compliant public Reception Counter Unit solution.

DESKING

RECEPTIONS

Spectrum



Rectangular Reception Counter Module 2 Full Depth Panels

SPE0808	w800	d800	h730	£POA
SPE1008	w1000	d800	h730	£POA
SPE1208	w1200	d800	h730	£POA
SPE1408	w1400	d800	h730	£POA
SPE1608	w1600	d800	h730	£POA
SPE1808	w1800	d800	h730	£POA
SPE2008	w2000	d800	h730	£POA



Rectangular Reception Counter Module Full Depth Left Panel

SPE0808L	w800	d800	h730	£POA
SPE1008L	w1000	d800	h730	£POA
SPE1208L	w1200	d800	h730	£POA
SPE1408L	w1400	d800	h730	£POA
SPE1608L	w1600	d800	h730	£POA
SPE1808L	w1800	d800	h730	£POA
SPE2008L	w2000	d800	h730	£POA



Rectangular Reception Counter Module Full Depth Right Panel

SPE0808R	w800	d800	h730	£POA
SPE1008R	w1000	d800	h730	£POA
SPE1208R	w1200	d800	h730	£POA
SPE1408R	w1400	d800	h730	£POA
SPE1608R	w1600	d800	h730	£POA
SPE1808R	w1800	d800	h730	£POA
SPE2008R	w2000	d800	h730	£POA



Rectangular Reception Counter Module 2 Connection Depth Panels

SPE0808S	w800	d800	h730	£POA
SPE1008S	w1000	d800	h730	£POA
SPE1208S	w1200	d800	h730	£POA
SPE1408S	w1400	d800	h730	£POA
SPE1608S	w1600	d800	h730	£POA
SPE1808S	w1800	d800	h730	£POA
SPE2008S	w2000	d800	h730	£POA




Please note: All Modules and Units are described from a sitting position, not a viewing position. All orders for Reception Counters must be supplied with drawings.

Standard Features

- ✓ 25mm MFMDf top
- ✓ Integrated cable riser
- ✓ Adjustable feet

Optional Upgrades

- A. Premium MFMDf finishes, contrasting edges and Laminate options available

 Please specify your Wood Finish from the Finishes pages.



DESKING

RECEPTIONS

Spectrum



Small Reception Counter Corner Unit 90°

SP90R	w835	d835	h730	£POA
-------	------	------	------	------



Large Reception Counter Corner Unit 90°

SP90LS	w1200	d1200	h730	£POA
SP90LR	w1200	d1200	h730	£POA
SP90LL	w1200	d1200	h730	£POA



Large Reception Counter Corner Unit 60°

SP60LS	w1560	d1300	h730	£POA
SP60LR	w1560	d1300	h730	£POA
SP60LL	w1560	d1300	h730	£POA



DDA Rectangular Reception Counter Module 2 Full Depth Panels

SRE0808	w800	d800	h730	£POA
SRE1008	w1000	d800	h730	£POA
SRE1208	w1200	d800	h730	£POA
SRE1408	w1400	d800	h730	£POA
SRE1608	w1600	d800	h730	£POA
SRE1808	w1800	d800	h730	£POA
SRE2008	w2000	d800	h730	£POA



DDA Rectangular Reception Counter Module Full Depth Left Panel

SRE0808L	w800	d800	h730	£POA
SRE1008L	w1000	d800	h730	£POA
SRE1208L	w1200	d800	h730	£POA
SRE1408L	w1400	d800	h730	£POA
SRE1608L	w1600	d800	h730	£POA
SRE1808L	w1800	d800	h730	£POA
SRE2008L	w2000	d800	h730	£POA



DDA Rectangular Reception Counter Module Full Depth Right Panel

SRE0808R	w800	d800	h730	£POA
SRE1008R	w1000	d800	h730	£POA
SRE1208R	w1200	d800	h730	£POA
SRE1408R	w1400	d800	h730	£POA
SRE1608R	w1600	d800	h730	£POA
SRE1808R	w1800	d800	h730	£POA
SRE2008R	w2000	d800	h730	£POA

Please note: All Modules and Units are described from a sitting position, not a viewing position. All orders for Reception Counters must be supplied with drawings.

Standard Features

- ✓ 25mm MFMDF top
- ✓ Integrated cable riser
- ✓ Adjustable feet



Please specify your Wood Finish from the Finishes pages.

Optional Upgrades

- A. Premium MFMDF finishes, contrasting edges and Laminate options available



DESKING

RECEPTIONS

Spectrum



DDA Rectangular Reception Counter Module 2 Connection Depth Panels

SRE0808S	w800	d800	h730	£POA
SRE1008S	w1000	d800	h730	£POA
SRE1208S	w1200	d800	h730	£POA
SRE1408S	w1400	d800	h730	£POA
SRE1608S	w1600	d800	h730	£POA
SRE1808S	w1800	d800	h730	£POA
SRE2008S	w2000	d800	h730	£POA



DDA Small Reception Counter Corner Unit 90°

SL90R	w835	d835	h730	£POA
-------	------	------	------	------

DDA Large Reception Counter Corner Unit 90°

SL90LS	w1200	d1200	h730	£POA
SL90LR	w1200	d1200	h730	£POA
SL90LL	w1200	d1200	h730	£POA

DDA Large Reception Counter Corner Unit 60°

SL60LS	w1560	d1300	h730	£POA
SL60LR	w1560	d1300	h730	£POA
SL60LL	w1560	d1300	h730	£POA

Please note: All Modules and Units are described from a sitting position, not a viewing position. All orders for Reception Counters must be supplied with drawings.

Standard Features

- ✓ 25mm MFMDf top
- ✓ Integrated cable riser
- ✓ Adjustable feet

Optional Upgrades

- A. Premium MFMDf finishes, contrasting edges and Laminate options available



Please specify your Wood Finish from the Finishes pages.



DESKING

RECEPTIONS

Spectrum



Rectangular Top Unit 350mm High

SCU0835	w800	d300	h350	£POA
SCU1035	w1000	d300	h350	£POA
SCU1235	w1200	d300	h350	£POA
SCU1435	w1400	d300	h350	£POA
SCU1635	w1600	d300	h350	£POA
SCU1835	w1800	d300	h350	£POA
SCU2035	w2000	d300	h350	£POA

Rectangular Top Unit 480mm High

SCU0848	w800	d300	h480	£POA
SCU1048	w1000	d300	h480	£POA
SCU1248	w1200	d300	h480	£POA
SCU1448	w1400	d300	h480	£POA
SCU1648	w1600	d300	h480	£POA
SCU1848	w1800	d300	h480	£POA
SCU2048	w2000	d300	h480	£POA



Small Corner Top Unit 90°

SCU9035R	w835	d835	h350	£POA
SCU9048R	w835	d835	h480	£POA

Large Corner Top Unit 90°

SCU9035L	w1200	d1200	h350	£POA
SCU9048L	w1200	d1200	h480	£POA


Large Corner Top Unit 60°

SCU6035L	w1560	d1300	h350	£POA
SCU6048L	w1560	d1300	h480	£POA

Please note: All Modules and Units are described from a sitting position, not a viewing position. All orders for Reception Counters must be supplied with drawings.

Standard Features

- ✓ 25mm MFMDf top
- ✓ Integrated cable riser
- ✓ Adjustable feet

 Please specify your Wood Finish from the Finishes pages.

Optional Upgrades

A. Premium MFMDf finishes, contrasting edges and Laminate options available







STORAGE



Bespoke Mobile Cupboards, with integrated whiteboard space and shelving. Also shown are Shallow and Jumbo Trays.



Olvaro Filing Cabinets



2-Drawer Filing Cabinet
730mm High

OLV07F2-E w472 d600 £POA

3-Drawer Filing Cabinet
1025mm High

OLV10F3-E w472 d600 £POA

4-Drawer Filing Cabinet
1345mm High

OLV13F4-E w472 d600 £POA

Olvaro Storage Handle Options

For all Olvaro Storage products with handles, Bow Handles come as standard. Alternatively a T Bar handle can be specified. To specify an T Bar handle, please add -TBAR to the end of your code. Please see below for a visual guide to the different handle types.



Bow Handle (Standard)



T Bar Handle (Alternative)

Please note: Olvaro Filing Cabinets have Bow handles as standard, but T Bar handles can be specified instead. See above for more details.



Standard Features

- ✓ 160mm Bow Handles
- ✓ Fully lockable (2x folding keys included)
- ✓ Anti-tilt mechanism



Please specify your Storage Wood Finish from the Finishes pages.

Optional Upgrades

- A. Premium MFMDf finishes and contrasting edges

Olvavo Pedestals



3-Drawer Mobile Under Desk Pedestal 653mm High

OLVMP6-E	w472 d600	£POA
----------	-----------	------

Includes 2 personal drawers and 1 filing drawer, all lockable. On castors.



3-Drawer Slimline Mobile Under Desk Pedestal 653mm High

OLVSP6-E	w300 d600	£POA
----------	-----------	------

Includes 2 personal drawers and 1 filing drawer, all lockable. On castors.



2-Drawer Freestanding Desk High Pedestal 730mm High

OLVD6P7-E	w472 d600	£POA
-----------	-----------	------

OLVD8P7-E w472 d800 £POA
Includes 2 filing drawers, both lockable.

Olvavo Pedestals



3-Drawer Freestanding Desk High Pedestal 730mm High

OLVD6P6-E	w472 d600	£POA
-----------	-----------	------

OLVD8P6-E	w472 d800	£POA
-----------	-----------	------

Includes 2 personal drawers and 1 filing drawer, all lockable.



Olvavo 3-Drawer Desk High Pedestal. Also shown is a Plexus Task Chair.

Please note: Olvavo Pedestals have Bow handles as standard, but T Bar handles (shown on page opposite) can be specified instead. Please see page 34 for more details.



Standard Features

- ✓ 18mm MFMDf tops
- ✓ Metal drawer runners and 160mm H1 handles
- ✓ Fully lockable (2x folding keys included)



Please specify your Storage Wood Finish from the Finishes pages.

Optional Upgrades

- A. Premium MFMDf finishes
- B. Laminate drawer fronts available in a vast range of colour options

A flexible and secure product, **Olvaro Cupboards** are available in a variety of heights to suit your needs. A full set of internal fittings complement the range.



Rectangular Desking with Olvaro Cupboards

STORAGE

CUPBOARDS

Olvaro Cupboards



2-Door Cupboard 730mm High

OLV07C-8-E	w800 d520	£POA
OLV07C-E	w1000 d520	£POA



2-Door Cupboard 1000mm High

OLV10C-8-E	w800 d520	£POA
OLV10C-E	w1000 d520	£POA



2-Door Cupboard 1500mm High

OLV15C-E	w1000 d520	£POA
----------	------------	------

Olvaro Cupboards



2-Door Cupboard 1800mm High

OLV18C-E	w1000 d520	£POA
----------	------------	------



2-Door Cupboard 2000mm High

OLV20C-E	w1000 d520	£POA
----------	------------	------



Pigeon Hole Top Unit

OLV15BP-E	h780	£POA
OLV18BP-E	h1080	£POA


Please note: Olvaro Cupboards have Bow handles as standard, but T Bar handles can be specified instead (see page 34). All Olvaro Cupboards are supplied empty. For Olvaro Cupboard Internals please see page 43. The Pigeon Hole Top Unit must be ordered with a 2-Door Cupboard OLV07C-E (1000mm wide, 730mm high) shown above.

Standard Features

- ✓ 160mm Bow handles
- ✓ Fully lockable (2x folding keys included)
- ✓ 18mm MFMDf construction

Optional Upgrades

- A. Premium MFMDf finishes and contrasting edges
- B. Laminate door fronts available in a vast range of colour options

 Please specify your Storage Wood Finish from the Finishes pages.



A robust, high quality and secure product, **Sorelle Cupboards** are available with a wide choice of laminate door fronts and heights to suit your every need.



2-Door Sorelle Cupboard, with laminate door front. Also shown are Remoz Chairs.

STORAGE

CUPBOARDS

Sorelle Cupboard



2-Door Cupboard 730mm High

SOR72C-R w1000 d520 £POA



2-Door Cupboard 1000mm High

SOR10C-R w1000 d520 £POA



2-Door Cupboard 1500mm High

SOR15C-R w1000 d520 £POA

Sorelle Cupboard



2-Door Cupboard 1800mm High

SOR18C-R w1000 d520 £POA



2-Door Cupboard 2000mm High

SOR20C-R w1000 d520 £POA

Please note: Sorelle Cupboards have Bow handles as standard, but T Bar handles can be specified instead (see page 34 for more details). For Sorelle Cupboard Internals please see page 43.

Standard Features

- ✓ Heavy duty hinges with exposed knuckles
- ✓ Fully lockable (2x folding keys included)
- ✓ Laminate doors with ABS edge



Please specify your Storage Wood Finish from the Finishes pages.

Optional Upgrades

- A. Contrasting colour edges





Steel Roll-Out Filing Frame, Adjustable Steel Shelf, Lateral Filing Frame and Rollout Shelf.

STORAGE

INTERNALS

Cupboard Internals




Internal Wooden Shelf 18mm

SHELF18C8-E	Use with 800mm wide Cupboards only	£POA
SHELF18C-E	Use with 1000mm wide Cupboards only	£POA

Internal Wooden Shelf 25mm

SHELF25C8-E	Use with 800mm wide Cupboards only	£POA
SHELF25C-E	Use with 1000mm wide Cupboards only	£POA

Cupboard Internals



Steel Roll-Out Filing Frame

TXSFF	£POA
-------	------

For use in 1000mm width Olvaro Cupboards only. Available in Light Grey only. Maximum of 3 per unit.

Adjustable Steel Lateral Filing Frame

TXSLF	£POA
-------	------

For use in 1000mm width Olvaro Cupboards only. Available in Light Grey only.



Standard Features

- ✓ 18mm or 25mm MFMDf construction
- ✓ Shelves integrate perfectly with Olvaro Cupboards



Please specify your Storage Wood Finish from the Finishes pages.

Optional Upgrades

- A. Premium MFMDf finishes and contrasting edges

Olvaro Bookcases are supplied with adjustable shelves for flexibility. A variety of heights are available to complement our Cupboard and Tambour ranges alike.



STORAGE

BOOKCASES

Olvro Bookcases



1-Shelf Bookcase 730mm High

OLV07B-8-E	w800 d350	£POA
OLV07B-E	w1000 d350	£POA



2-Shelf Bookcase 1000mm High

OLV10B-8-E	w800 d350	£POA
OLV10B-E	w1000 d350	£POA



3-Shelf Bookcase 1500mm High

OLV15B-E	w1000 d350	£POA
----------	------------	------

Olvro Bookcases



4-Shelf Bookcase 1800mm High

OLV18B-E	w1000 d350	£POA
----------	------------	------



4-Shelf Bookcase 2000mm High

OLV20B-E	w1000 d350	£POA
----------	------------	------



Standard Features

- ✓ 18mm solid backs
- ✓ 18mm adjustable shelves with 25kg weight loading

Optional Upgrades

- A. Premium MFMDf finishes



Please specify your Storage Wood Finish from the Finishes pages.

Library Bookcases

are available in both single and double sided versions, offering superior organisation and flexibility in any learning environment.



STORAGE

BOOKCASES

Library Bookcases



2-Shelf Single-Sided Bookcase
1000mm High

AM-000-0221 w1000 d300 £POA



3-Shelf Single-Sided Bookcase
1500mm High

AM-000-0502 w1000 d300 £POA



4-Shelf Single-Sided Bookcase
1800mm High

AM-000-0218 w1000 d300 £POA

Library Bookcases



4-Shelf Double-Sided Bookcase
1000mm High

AM-000-0189 w1000 d600 £POA



6-Shelf Double-Sided Bookcase
1500mm High

AM-000-0180 w1000 d600 £POA



8-Shelf Double-Sided Bookcase
1800mm High

AM-000-0182 w1000 d600 £POA



Standard Features

- ✓ 25mm adjustable shelves




Please specify your Storage Wood Finish from the Finishes pages.

Optional Upgrades

- A. Premium MFMDf finishes and contrasting edges also available



Library Bookcases. Also shown is Platform Seating.



Accelerated
Reader



STORAGE

BOOKCASES

Library Bookcases



Bookcase - Internal Corner

AM-BIC-1190	w400 d400 h1190	£POA
AM-BIC-1550	w400 d400 h1550	£POA
AM-BIC-1890	w400 d400 h1890	£POA

Bookcase - External Corner

AM-BEC-1190	w400 d400 h1190	£POA
AM-BEC-1550	w400 d400 h1550	£POA
AM-BEC-1890	w400 d400 h1890	£POA

Mobile Cupboard



Mobile Plan Chest



Mobile Double Door Cupboard

AM700	w1000 d520 h730	£POA
AM825	w1000 d520 h800	£POA

Mobile Plan Chest

AM-000-0245	w1000 d715 h862	£POA
-------------	-----------------	------

Please note: The Mobile Cupboard and Mobile Plan Chest have Bow handles as standard, but T Bar handles can be specified instead (See page 34 for more details).

Standard Features
 ✓ 25mm adjustable shelves


 Please specify your Storage Wood Finish from the Finishes pages.

Optional Upgrades
 A. Premium MFMDf finishes and contrasting edges also available

STORAGE

BOOKCASES

Bag Storage Units



Bag Storage Unit 5 Compartments

AMG-0505-018H-5C	w500 d520 h1800	£POA
AMG-1005-018H-5C	w1000 d520 h1800	£POA

Bag Storage Unit 10 Compartments

AMG-1005-018H-10C	w1000 d520 h1800	£POA
-------------------	------------------	------



Mobile Bag Storage Unit 9 Compartments

AMGM-1005-114H-09C	w1000 d520 h1200	£POA
--------------------	------------------	------



Standard Features

- ✓ 25mm MFMDf top



Please specify your Storage Wood Finish from the Finishes pages.

Optional Upgrades

- A. Premium MFMDf finishes



STORAGE

EARLY YEARS

Bubblegum



Book House with 3 Deep Trays

MEQ9000 w910 d598 h1011 £POA
 Japanese Ash MFMDf finish.



Book Ladder

MEQ9003 w598 d414 h1245 £POA
 Japanese Ash MFMDf finish.



Art Cupboard

MEQ9002 w1085 d600 h1503 £POA
 Japanese Ash MFMDf finish Art Cupboard, with shelves, tray units and storage area. Supplied with trays.

Bubblegum



Dressing p Cupboard

MEQ9015 w1085 d600 h1503 £POA
 Japanese Ash MFMDf finish Dressing p Cupboard, with shelf, tray units, hooks and mirror.



Storage Cupboard

MEQ24 (Beech) w1030 d477 h1468 £POA
 MAP24 (Maple) w1030 d477 h1468 £POA
 MFMDf Storage Cupboard, with 24 tray units and storage area with 4 compartments. Supplied with trays.



21 Shallow Tray Storage Cupboard

MEQ21C (Beech) w1030 d477 h1810 £POA
 MAP21C (Maple) w1030 d477 h1810 £POA
 MFMDf Storage Cupboard, with 21 tray units and storage area with 3 shelf compartments. Supplied with trays.

Please specify your Tray Colour from the options shown on page 48.



STORAGE

EARLY YEARS

50

Storage

Bubblegum



4-Bay Kinderbox with Castors

MEQKB4M (Beech) w600 d600 h273	£POA
MAPKB4M (Maple) w600 d600 h273	£POA



6-Bay Kinderbox with Castors

MEQKB6M (Beech) w886 d600 h273	£POA
MAPKB6M (Maple) w886 d600 h273	£POA



4-Bay Kinderbox with Legs

MEQKB4L (Beech) w600 d600 h430	£POA
MAPKB4L (Maple) w600 d600 h430	£POA

Bubblegum



6-Bay Kinderbox with Legs

MEQKB6L (Beech) w886 d600 h430	£POA
MAPKB6L (Maple) w886 d600 h430	£POA



Double Sided 6-Bay Kinderbox with 1 Fixed Shelf Each Side

MEQ4002 (Beech) w1015 d450 h820	£POA
MAP4002 (Maple) w1015 d450 h820	£POA



6 Slot Big Book Holder

MEQBBH (Beech) w695 d504 h760	£POA
MAPBBH (Maple) w695 d504 h760	£POA

STORAGE

EARLY YEARS

Bubblegum



20-Shelf Literature Sorter

CT3047 (Beech)	w610 d320 h770	£POA
MAP3047 (Maple)	w610 d320 h770	£POA



6-Bay Kinderbox with 12 Shallow Trays or 6 Deep Trays

MEQ4001 (Beech)	w1022 d543 h600	£POA
MAP4001 (Maple)	w1022 d543 h600	£POA



Double-Sided Library Unit with 3 Horizontal Shelves

MEQ3BS (Beech)	w1044 d502 h883	£POA
MAP3BS (Maple)	w1044 d502 h883	£POA

Bubblegum



Double Library Unit with 3 Angled Shelves

MEQ3LU (Beech)	w1044 d502 h883	£POA
MAP3LU (Maple)	w1044 d502 h883	£POA

MFMDF Double-Sided Library Unit on castors, with 3 angled shelves on each side.

Tray Colour options:


Translucent	Magnolia	Pale Blue	Pale Green	Pale Yellow	Pale Pink
Light Grey	Silver	Charcoal	Beige	Tan Brown	Maroon
Mushroom	Dark Brown	Jet Black	Flame Red	Yellow	Orange
Fuchsia Pink	Plum	Midnight Blue	Royal Blue	Cyan Blue	Steel Blue
Forest Green	Grass Green	Olive Green	Lime Green	Blueberry	Lemon Jelly
Kiwi Jelly	Grape Jelly	Strawberry			



Please specify your Tray Colour from the options shown opposite.




Bubblegum Room Dividers




4 Cube Room Divider

MEQ9021 w700 d453 h774 £POA



6 Cube Room Divider (Horizontal)


MEQ9022 w1030 d453 h774 £POA



8 Cube Room Divider

MEQ9024 w1358 d453 h774 £POA

Bubblegum Room Dividers



6 Cube Room Divider (Vertical)

MEQ9023 w700 d453 h1002 £POA



9 Cube Room Divider

MEQ9025 w1030 d453 h1002 £POA



12 Cube Room Divider

MEQ9026 w1358 d453 h1002 £POA

Room Divider Colour options:

Japanese Ash Cyan Tangerine Lime White

Please note: All Room Divider Units are supplied with exposed fittings, for stacking and connecting purposes.

Standard Features


- ✓ Versatile backless, stackable storage units
- Supplied with connecting pins and plastic feet

Please specify your Room Divider Colour from the options shown above.

STORAGE

EARLY YEARS

Bubblegum Swivel and Stacka



Swivel and Stacka Colour options:




Swivel Storage Unit

MEQ9031 w344 d380 h334 £POA

Stacka Storage Unit

MEQ9030X w700 d453 h344 £POA



Please note: All Swivel and Stacka Units are supplied with exposed fittings, for stacking and connecting purposes.



Standard Features

- ✓ Spins a full 360° (Swivel Storage Unit)
- ✓ Ply effect edging (Swivel and Stacka)
- ✓ Supplied with connecting pins (Stacka)



Please specify your Swivel or Stacka Colour from the options shown above.







Dining Trolleys



Small Lunchbox Trolley 21 Units

Large Lunchbox Trolley 40 Units

Large Cutlery Trolley

EF8113 w610 d500 h900 £POA

EF8110 w1025 d500 h900 £POA

1KFJ w360 d1230 h750 £POA

Lunchbox Trolley Colour options:

- Red
- Cyan
- Cool Blue
- Orange
- Apple Green
- Lime
- Grey

Cutlery Trolley Colour options:

- Red
- Cyan
- Green
- Yellow
- Lime

Sports Trolley



Sports Trolley

EF1900 w1050 d430 h1148 £POA

Lunchbox Trolley Colour options:

- Red
- Cyan
- Cool Blue
- Orange
- Apple Green
- Lime
- Grey

Cloakroom Trolley



Cloakroom Trolley with Mesh Storage

8CFJ w1500 d500 h1150 £POA

Cloakroom Trolley Paint Finish options:

- Blue
- Green
- Red
- Yellow

Please note: Bags shown in Lunchbox Trolley images are not included. Plates and cutlery shown in Large Cutlery Trolley image are not included. Carriage charges apply for all of the products shown above; please check when placing your order.

Standard Features

- ✓ Fully welded construction (Lunchbox Trolleys)
- ✓ Lockable rubber wheels (Lunchbox Trolleys)

Please specify your Trolley Colour from the options shown above.

Please specify your Cloakroom Product Paint Finish from the options above.



STORAGE

CLOAKROOM

Bubblegum Cloakroom



Cloakroom Unit with 8 Hooks and Bootrack

CK01	w1360 d345 h1325	£POA
------	------------------	------

Cloakroom Unit with 8 hooks, boot rack and upright connecting bars. Available in Maple, Beech, Japanese Ash White MF MDF.



Cloakroom Unit with 8 Hooks, 4 Open Compartments, and Bootrack

CK02	w1360 d345 h1325	£POA
------	------------------	------

Cloakroom Unit with 8 hooks, 4 open compartments (top and bottom) and upright connecting bars. Available in Maple, Beech, Japanese Ash White MF MDF.



Cloakroom Unit with 8 Hooks, 8 Open Compartments, and 4 Trays

CK03	w1360 d345 h1325	£POA
------	------------------	------

Cloakroom Unit with 8 hooks, 8 open compartments (top), 4 tray compartments and upright connecting bars. Available in Maple, Beech, Japanese Ash White MF MDF.

Bubblegum Cloakroom



Bubblegum Cloakroom Bench With Coat Rail and Trays

CK04	w1360 d345 h1325	£POA
------	------------------	------

Japanese Ash MFC finish Cloakroom Unit with top shelf, hanging rail, 8 shallow tray compartments, and upright connecting bars.



Cloakroom Bench with 8 Open Compartments

CH005 (Beech)	w1200 h515	£POA
---------------	------------	------

MAPCH005 (Maple)	w1200 h515	£POA
------------------	------------	------

CH005WHITE (White)	w1200 h515	£POA
--------------------	------------	------



Cloakroom Bench with 16 Open Compartments

CH006 (Beech)	w1500 h515	£POA
---------------	------------	------

MAPCH006 (Maple)	w1500 h515	£POA
------------------	------------	------

CH006WHITE (White)	w1500 h515	£POA
--------------------	------------	------

Cloakroom Unit Paint Finish options:

Cyan

Tangerine

Lime

White



Please specify your Cloakroom Product Paint Finish from the options above.



Please specify your Cloakroom Unit Finish from those listed in description.







STORAGE

CLOAKROOM

Multi-Coloured Coat Hooks



Cloakroom Top With 8 Hooks

CH001 (Beech)	w1200 h180	£POA
MAPCH001 (Maple)	w1200 h180	£POA
CH001WHITE (White)	w1200 h180	£POA

Cloakroom Top With 16 Hooks

CH007 (Beech)	w1500 h180	£POA
MAPCH007 (Maple)	w1500 h180	£POA
CH007WHITE (White)	w1500 h180	£POA

Cloakroom Top With 20 Hooks

CH004 (Beech)	w2000 h180	£POA
MAPCH004 (Maple)	w2000 h180	£POA
CH004WHITE (White)	w2000 h180	£POA

Cloakroom Hook Paint Finish options:



Coat Hooks




Coat Hooks on MFMDf Backboard

CH3-1T-E	w300 h200	£POA
----------	-----------	------



Please note: For the Multi-Coloured Coat Hooks, any colour combination is available. Please specify when ordering.



 Please specify your Cloakroom hook paint finish from the options shown above.

 Please specify your MFMDf Backboard Wood Finish from the options above.

STORAGE

CLOAKROOM

Olympa Changing Room Benches



Changing Room Bench Unit

OL-AF40-S7 w1600 d330 h1725 sh460 £POA

Changing room bench unit with lightweight aluminium frame, and slatted seat made from water resistant synthetic wood

Changing Room Unit Fixing Kits

Floor Fixing Kit

OL-AC002 £POA

Wall Fixing Kit

OL-AC003 £POA

Back-to-Back Fixing Kit

OL-AC004 £POA



Please note: A fixing kit is included with all Changing Room Benches at no additional charge. Please specify the type of fixing kit required when ordering. Additional kits can be supplied (priced as above). Delivered flat pack for simple safe assembly.



Standard Features

- ✓ Fully recyclable
- ✓ Water resistant materials make the product ideal for use in school changing areas

Optional Upgrades

- A. Coloured hooks (6 finish options)



STORAGE

TRAY UNITS

Value Mobile Tray Units



6-Tray Extra Deep Unit

AMQ3106 (Beech) w700 d453 h857	£POA
AMP3106 (Maple) w700 d453 h857	£POA

12-Tray Extra Deep Unit

AMQ3112 (Beech) w1358 d453 h857	£POA
AMP3112 (Maple) w1358 d453 h857	£POA

Open Shelf Unit with 4 Compartments

AMQ4011 (Beech) w1358 d453 h857	£POA
AMP4011 (Maple) w1358 d453 h857	£POA




Standard Features

- ✓ 1 Year Warranty

STORAGE

TRAY UNITS

Value Mobile Tray Units



6-Tray Shallow Unit

AMQ1W (Beech)	w360 d453 h617	£POA
AMP1W (Maple)	w360 d453 h617	£POA



12-Tray Shallow Unit

AMQ2W (Beech)	w700 d453 h617	£POA
AMP2W (Maple)	w700 d453 h617	£POA



18-Tray Shallow Unit

AMQ3W (Beech)	w1030 d453 h617	£POA
AMP3W (Maple)	w1030 d453 h617	£POA

Value Mobile Tray Units



21-Tray Shallow Unit

AMQ21 (Beech)	w1030 d453 h703	£POA
AMP21 (Maple)	w1030 d453 h703	£POA



24-Tray Shallow Unit

AMQ24W (Beech)	w1030 d453 h789	£POA
AMP24W (Maple)	w1030 d453 h789	£POA



30-Tray Shallow Unit

AMQ30 (Beech)	w1030 d453 h961	£POA
AMP30 (Maple)	w1030 d453 h961	£POA

Tray Colour options:

Translucent	Magnolia	Pale Blue	Lemon Jelly	Lime Green	Royal Blue	Cyan Blue	Blueberry	Steel Blue
Light Grey	Silver	Charcoal	Pale Green	Pale Yellow	Pale Pink	Fuchsia Pink	Plum	Midnight Blue
Mushroom	Dark Brown	Jet Black	Beige	Tan Brown	Maroon	Forest Green	Grass Green	Olive Green
			Flame Red	Yellow	Orange	Kiwi Jelly	Grape Jelly	Strawberry

◆ Please specify your Tray Colour from the options shown above.

Standard Features

- ✓ 1 Year Warranty



Library Book Storage Units



**Library Unit
With 4-Tiered Fixed Shelves**

AMQ4LU (Beech)	w760 d380 h780	£POA
AMP4LW (Maple)	w760 d380 h780	£POA



**Library Unit
With 5-Tiered Fixed Shelves**

AMQ5LU (Beech)	w760 d380 h965	£POA
AMP5LU (Maple)	w760 d380 h965	£POA

Library Book Storage Units



**Library Unit
With 3 Fixed Straight Shelves**

AMQ6LU (Beech)	w1040 d502 h1000	£POA
AMP6LU (Maple)	w1040 d502 h1000	£POA



**Library Unit
With 4 Fixed Straight Shelves**

AMQ7LU (Beech)	w1040 d502 h1500	£POA
AMP7LU (Maple)	w1040 d502 h1500	£POA



Standard Features

- ✓ 1 Year Warranty

STORAGE

TRAY UNITS

Dovian Mobile Tray Units



8-Tray Shallow Unit

DO1825 w364 d515 h843 £POA



12-Tray Shallow Unit

DO2700 w706 d515 h663 £POA



24-Tray Shallow Unit

DO3825 w1048 d515 h845 £POA

Dovian Mobile Tray Units



6-Tray Shallow Unit

DO1700 w364 d515 h663 £POA



16-Tray Shallow Unit

DO2825 w706 d515 h843 £POA



18-Tray Shallow Unit

DO3700 w1048 d515 h663 £POA

Please note: Trays not included. For Trays options please see the page opposite.

Standard Features

- ✓ 18mm MFMDf construction
- ✓ Runners for trays
- ✓ 15 Year Warranty



Please specify your Storage Wood Finish from the Finishes pages.

STORAGE

TRAY UNITS

Trays



Shallow Tray

F1-TRAY w312 d427 h75 £POA



Deep Tray

F2-TRAY w312 d427 h150 £POA



Extra Deep Tray

F25-TRAY w312 d430 h225 £POA

Trays



Jumbo Tray

F3-TRAY w312 d430 h300 £POA

Tray Colour options:

Translucent	Magnolia	Pale Blue	Pale Green	Pale Yellow	Pale Pink
Light Grey	Silver	Charcoal	Beige	Tan Brown	Maroon
Mushroom	Dark Brown	Jet Black	Flame Red	Yellow	Orange
Fuchsia Pink	Plum	Midnight Blue	Royal Blue	Cyan Blue	Steel Blue
Forest Green	Grass Green	Olive Green	Lime Green	Blueberry	Lemon Jelly
Kiwi Jelly	Grape Jelly	Strawberry			

Please note: Polypropylene is chemically resistant to the majority of chemicals used in schools, and semi fire-retardant at 0.22mm per min.

Standard Features

- ✓ Fully recyclable
- ✓ Reinforcing ribs to prevent tray squeezing
- ✓ Anti-static



Please specify your Tray Colour from the options shown above.

Optional Upgrades

- A. Clip-on polypropylene lids
- B. Large selection of inserts





Deep Polypropylene Trays. Also shown are Bespoke Curved Tray Units with Upholstered Seat Pad.



Metal Tray Units allow you to transport all your equipment to and from the classroom with ease, and will hold any of the four tray sizes in any combination you need.



Metal Tray Trolleys, with a variety of Trays.

STORAGE

TRAY UNITS

Metal Tray Units




Low Triple Trolley with 18 Trays

3025N w1055 d420 h850 £POA



Triple Storage Frame with 21 Trays

3325L w1055 d420 h825 £POA



Triple Storage Frame with 51 Trays

3625F1 w1055 d420 h1850 £POA

Metal Tray Units



Low Trolley

3022W w1055 d420 h850 £POA

Low trolley with 2 fixed shelves, on castors.

Tray Colour options:

Translucent	Magnolia	Pale Blue	Pale Green	Pale Yellow	Pale Pink
Light Grey	Silver	Charcoal	Beige	Tan Brown	Maroon
Mushroom	Dark Brown	Jet Black	Flame Red	Yellow	Orange
Fuchsia Pink	Plum	Midnight Blue	Royal Blue	Cyan Blue	Steel Blue
Forest Green	Grass Green	Olive Green	Lime Green	Blueberry	Lemon Jelly
Kiwi Jelly	Grape Jelly	Strawberry			



Standard Features

- ✓ Heavy duty 75mm castors (Trolleys)
- ✓ Diagonal bars for extra rigidity (Storage Frames)
- ✓ Adjustable feet (Storage Frames)

Optional Upgrades

- A. Wall-fixing brackets (Storage Frames)
- B. Wide variety of accessories



Please specify your Tray Colour from the options shown above.

STORAGE

STEEL STORAGE

Yenox



Side Tambours 1000mm Wide

YETB1010	d507 h1000	£POA
YETB1011	d507 h1070	£POA
YETB1012	d507 h1270	£POA
YETB1019	d507 h1970	£POA

Smooth running track, magnetic handle strip. 2 key mastered series.

Tambour Door Colour options:

Graphite

Silver

2-Door Cupboards 914mm Wide

YECB1010	d458 h1000	£POA
YECB1011	d458 h1070	£POA
YECB1012	d458 h1270	£POA
YECB1019	d458 h1970	£POA

Full length door stiffeners. 2 key mastered series Shelves not included.

Filing Cabinets 470mm Wide

AOC2	(2 drawer)	d622 h711	£POA
AOC3	(3 drawer)	d622 h1016	£POA
AOC4	(4 drawer)	d622 h1321	£POA

100% drawer extension, 30kg suspension file carrying capacity per drawer. 2 key mastered series.

Yenox Cupboard and Tambour Internals



Lateral Filing Frame

BUR	£POA
-----	------

For use in Yenox Side Tambours and Yenox 2-Door Cupboards. Available in Graphite only.

Roll-Out Suspended Filing Frame

ROSFF	£POA
-------	------

For use in Yenox Side Tambours and Yenox 2-Door Cupboards. Available in Graphite only.

Roll-Out Reference Shelf

ROSH	£POA
------	------

For use in Yenox Side Tambours and Yenox 2-Door Cupboards. Available in Graphite only.



Please specify your Storage Paint Finish from the Finishes pages.



Please specify your Tambour Door Colour from the options shown above.



Yenox Cupboard and Tambour Internals



Roll-Out Slotted Drawer

RODWR4

£POA

Rollout drawer - For use in Yenox Side Tambours and Yenox 2-Door Cupboards.



Shelf Dividers (Set of 2)

MSDIV395P2

£POA

Stell shelf dividers (clip-on design). For use in Yenox Side Tambours and Yenox 2-Door Cupboards.



Standard Shelf with Undershelf Filing

YETBUS10

£POA

Standard shelf with undershelf filing. For use in Yenox Side Tambours and Yenox 2-Door Cupboards.

Yenox Cupboard and Tambour Internals




Wardrobe Shelf

BWS

£POA

Wardrobe shelf and back to front coat rail. For use in Yenox Side Tambours and Yenox 2-Door Cupboards.



Letter Sorter

PGNHLESET

£POA

Plastic pigeon hole set - for use with slotted shelves only - shelves not included.

Please note: Roll-out items are only recommended in the bottom half of the unit. All internals are interchangeable. Please remember to order the compatible width internals for your storage unit.



STORAGE

LOCKERS

Lockers



2-Tier Flat Top Locker 1800mm High

L180303012	w300 d300	£POA
L180304512	w300 d450	£POA

Painted steel door locker. Includes 2 coat hooks, and a choice of cam or hasp lock.

L180303012TD	w300 d300	£POA
L180304512TD	w300 d450	£POA

Arpa door locker. Includes 2 coat hooks, and a choice of cam or hasp lock.



3-Tier Flat Top Locker 1800mm High

L180303013	w300 d300	£POA
L180304513	w300 d450	£POA

Painted steel door locker. Includes 2 coat hooks, and a choice of cam or hasp lock.

L180303013TD	w300 d300	£POA
L180304513TD	w300 d450	£POA

Arpa door locker. Includes 2 coat hooks, and a choice of cam or hasp lock.



4-Tier Flat Top Locker 1800mm High

L180303014	w300 d300	£POA
L180304514	w300 d450	£POA

Painted steel door locker. Includes 2 coat hooks, and a choice of cam or hasp lock.

L180303014TD	w300 d300	£POA
L180304514TD	w300 d450	£POA

Arpa door locker. Includes 2 coat hooks, and a choice of cam or hasp lock.

Lockers



2-Tier Sloping Top Locker 1950mm High

A180304512	w300 d450	£POA
------------	-----------	------

Painted steel door locker. Includes cam lock.

A180304512TD	w300 d450	£POA
--------------	-----------	------

Arpa door locker. Includes cam lock.



3-Tier Sloping Top Locker 1950mm High

A180304513	w300 d450	£POA
------------	-----------	------

Painted steel door locker. Includes cam lock.

A180304513TD	w300 d450	£POA
--------------	-----------	------

Arpa door locker. Includes cam lock.



4-Tier Sloping Top Locker 1950mm High


A180304514	w300 d450	£POA
------------	-----------	------

Painted steel door locker. Includes cam lock.

A180304514TD	w300 d450	£POA
--------------	-----------	------

Arpa door locker. Includes cam lock.

 Please specify a Locker Door Paint Finish from the options on the opposite page.

 Please specify a Locker Door Arpa Finish from the options on the opposite page.

Standard Features

- ✓ Double stiffeners on all doors
- ✓ 10mm safety edges for strength and security
- ✓ Vents and lock enclosure



STORAGE

LOCKERS

Storage Locker Accessories

Add Master Key

MASTERKEY **+£POA**

Add Combination Lock

COMBINATIONLOCK **+£POA**

Add Locker Numbers

LOCKERNUMBERS **+£POA**

Locker Door Paint Finish options:

Light Grey	Flint Grey	Glacier Green	Reef Green	Green
Cornflower Blue	Iris Blue	Poppy Red	Desert Sand	

Locker Door Arpa Finish options:

0001 LRV 1	0211 LRV 43	0623 LRV 8	0607 LRV 29	0605 LRV 31	0594 LRV 9
0682 LRV 38	0569 LRV 29	0660 LRV 43	0670 LRV 64	0644 LRV 36	0561 LRV 10
0711 LRV 12	3194 LRV 63	9133 LRV 30	9131 LRV 25	0997 LRV 4	4327 LRV 31
T202 LRV 35	1852 LRV 38	4390 LRV 20	4511 LRV 22		



2-Tier, 3-Tier and 4-Tier Steel Lockers.



4-Tier Steel Lockers. Also shown are Veyron Medium Back Task Chairs, and bespoke fitted Storage Units.



Chemical Storage



**Acid and Alkali Storage Cabinet
712mm High**

1037K029N	w915 d459 h712	£POA
-----------	----------------	------



**Acid and Alkali Storage Cabinet
1830mm High**

1039K029N	w915 d459 h1830	£POA
-----------	-----------------	------



COSHH Cupboard

COSC7	w915 d381 h610	£POA
COSC3	w915 d457 h1830	£POA

Chemical Storage



**Flammable Material Storage Cabinet
1815mm High**

1957R035N	w915 d459 h1815	£POA
-----------	-----------------	------



**Flammable Material Storage Cabinet
700mm High**

1955R035N	w915 d459 h700	£POA
-----------	----------------	------



Radioactive Storage Cupboard

B8A84177	w380 d380 h380	£POA
----------	----------------	------

Please note: All Chemical Storage Cabinets and Cupboards are fully lockable.



Heavy Duty Storage



Security Safe

GS600M035	w1000 d300 h2000	£POA
-----------	------------------	------



Boltless Racking with 5 Shelves

GS600M035	w1000 d300 h2000	£POA
GS601M035	w1000 d500 h2000	£POA
GS602M035	w1000 d700 h2000	£POA



Heavy Duty Tool Cupboard

2B074	w1050 d650 h2000	£POA
-------	------------------	------

Display Cabinets



Mobile Narrow Glass Showcase

NC1	w600 d460 h1800	£POA
-----	-----------------	------

Aluminium framed Glass Showcase, with 10mm thick glass top, frosted glass base with castors, adjustable height shelves, and hinged doors with locks.



Mobile Wide Glass Showcase

WC1	w1000 d460 h1800	£POA
-----	------------------	------

Aluminium framed Glass Showcase, with 10mm thick glass top, frosted glass base with castors, adjustable height shelves, and hinged doors with locks.



Wall Mounted Trophy Cabinet

4651	w1000 d250 h1000	£POA
------	------------------	------

Wall glass showcase with lockable sliding doors and 6mm toughened safety glass. Allows trophies and work to be displayed in a secure environment.

Please note: The Mobile Glass Showcases shown above are both supplied fully flat packed, and require building up.

Standard Features (Mobile Cabinets)

- ✓ Height adjustable shelves
- ✓ Halogen top and side lights
- ✓ Hinged doors with locks



TABLES





Vekt



Rectangular Table 600mm Depth

VEKT-1060REC-E	w1000	£POA
VEKT-1260REC-E	w1200	£POA
VEKT-1460REC-E	w1400	£POA
VEKT-1660REC-E	w1600	£POA
VEKT-1860REC-E	w1800	£POA
VEKT-2060REC-E	w2000	£POA



Rectangular Table 800mm Depth

VEKT-1080REC-E	w1000	£POA
VEKT-1280REC-E	w1200	£POA
VEKT-1480REC-E	w1400	£POA
VEKT-1680REC-E	w1600	£POA
VEKT-1880REC-E	w1800	£POA
VEKT-2080REC-E	w2000	£POA



Rectangular Table 750mm Depth

VEKT-1575REC-E	w1500	£POA
----------------	-------	------

Table Tray Runners

TRAYRUNNERS	£POA
-------------	------

For Tray Options please see page 71.

Vekt



Square Table

VEKT-6060SQ-E	w600	£POA
VEKT-7575SQ-E	w750	£POA
VEKT-8080SQ-E	w800	£POA
VEKT-1010SQ-E	w1000	£POA



Square Vekt Tables. Also shown are Titan One Piece Chairs.

Please note: Vekt Tables are available in the following heights:

- 1 460mm
- 2 530mm
- 3 590mm
- 4 640mm
- 5 710mm
- 6 760mm

Please specify your height when ordering.

Please specify your Table Top Wood Finish from the Finishes page.

Please specify your Table Frame Paint Finish from the Finishes page.

Standard Features

- ✓ 25mm MFMDF top
- ✓ Fully welded, epoxy painted round tube steel frame construction

Optional Upgrades

- A. Premium MFMDF - Laminate Table tops available
- B. Feet levelling, H-Frame, Cable Ports, Stacking, Castor Feet, Alternative Table Frame Heights



TABLES

CLASSROOM TABLES

Vekt



Circular Table

VEKT-60DIA-E	w600	£POA
VEKT-75DIA-E	w750	£POA
VEKT-80DIA-E	w800	£POA
VEKT-10DIA-E	w1000	£POA



Semi-Circular Table

VEKT-1260SC-E	w1200	£POA
VEKT-1575SC-E	w1500	£POA
VEKT-1680SC-E	w1600	£POA



Trapezoidal Table

VEKT-1260TRAP-E	w1200	£POA
VEKT-1575TRAP-E	w1500	£POA
VEKT-1680TRAP-E	w1600	£POA



Bespoke Bow-Shaped Vekt Tables. Also shown are Titan Four Legged Chairs.

Please note: Vekt Tables are available in the following heights:

- 1 460mm
- 2 530mm
- 3 590mm
- 4 640mm
- 5 710mm
- 6 760mm

Please specify your height when ordering. Prices shown are for a standard MF MDF Finish.

Please specify your Table Top Wood Finish from the Finishes page.

Please specify your Table Frame Paint Finish from the Finishes page.



Standard Features

- ✓ 25mm MF MDF top
- ✓ Fully welded, epoxy painted round tube steel frame construction

Optional Upgrades

- A. Premium MF MDF - Laminate Table tops available
- B. Feet levelling, H-Frame, Cable Ports, Stacking, Castor Feet, Alternative Table Frame Heights

An excellent all-rounder, these Crushed Bent Tables feature a superior strength frame, a tough, wipe clean laminate surface, and safe rounded MDF edges.



Crushed Bent



Circular Table 1000mm Diameter

CBSQ-10C-MD-SIZE1	h460	£POA
CBSQ-10C-MD-SIZE2	h530	£POA
CBSQ-10C-MD-SIZE3	h590	£POA
CBSQ-10C-MD-SIZE4	h640	£POA
CBSQ-10C-MD-SIZE5	h710	£POA
CBSQ-10C-MD-SIZE6	h760	£POA



Rectangular Table 1200mm Wide

CBSQ-126-MD-SIZE1	h460	£POA
CBSQ-126-MD-SIZE2	h530	£POA
CBSQ-126-MD-SIZE3	h590	£POA
CBSQ-126-MD-SIZE4	h640	£POA
CBSQ-126-MD-SIZE5	h710	£POA
CBSQ-126-MD-SIZE6	h760	£POA



Square Table 600mm Wide

CBSQ-66-MD-SIZE1	h460	£POA
CBSQ-66-MD-SIZE2	h530	£POA
CBSQ-66-MD-SIZE3	h590	£POA
CBSQ-66-MD-SIZE4	h640	£POA
CBSQ-66-MD-SIZE5	h710	£POA
CBSQ-66-MD-SIZE6	h760	£POA

Crushed Bent



Trapezoidal Table 1200mm Wide

CBSQ-12LE-MD-SIZE1	h460	£POA
CBSQ-12LE-MD-SIZE2	h530	£POA
CBSQ-12LE-MD-SIZE3	h590	£POA
CBSQ-12LE-MD-SIZE4	h640	£POA
CBSQ-12LE-MD-SIZE5	h710	£POA
CBSQ-12LE-MD-SIZE6	h760	£POA



Table Trolley

TABLTRSB (Transports 6 Tables)	£POA
--------------------------------	------

Table Tray Runners (2 Sets)

CBSQTR (Trays not included)	£POA
-----------------------------	------

Table Top Laminate Colour options:

Beech	Light Oak	Light Grey
Red	Blue	Green
Yellow	White	

Table Frame Paint Finish options:

Dark Grey	Grey
-----------	------



Please note: Crushed Bent Tables are available in the in the following heights:

- 1 460mm 2 530mm 3 590mm 4 640mm 5 710mm 6 760mm

Crushed Bent Tables have a Laminate Table Top Finish. Colour options are listed above.

Please specify your Table Top Laminate Colour from the options above

Please specify your Table Frame Paint Finish from the options above.

Standard Features

- ✓ 18mm MDF Laminate Table Top
- ✓ Easy to clean polished and lacquered surface
- Strong 25mm crush bent steel welded frame

Optional Upgrades

- A. Tray Runners (shown above)



Segment offers maximum versatility, whilst it's fully welded frames ensure longevity. The optional linking system allows both radial and wave layout arrangements.



Segment Tables with 400mm Internal Radius. Also shown are various Kor Modules, and Postura Plus Chairs.

TABLES

CLASSROOM TABLES

Segment



Segment Table 100mm Internal Radius

SEG600-60-IR100-E	w700	£POA
SEG800-45-IR100-E	w689	£POA
SEG800-60-IR100-E	w900	£POA

Segment Table 200mm Internal Radius

SEG600-60-IR200-E	w800	£POA
SEG800-45-IR200-E	w765	£POA
SEG800-60-IR200-E	w1000	£POA

Segment Table 400mm Internal Radius

SEG600-60-IR200-E	w800	£POA
SEG800-45-IR200-E	w765	£POA




A selection of Segment Tables, in various configurations.

Please note: Segment are available in the following heights:

- 1 460mm
- 2 530mm
- 3 590mm
- 4 640mm
- 5 710mm
- 6 760mm

Please specify your height when ordering. Prices shown are for a standard MFMDf Finish.

 Please specify your Table Top Laminate Colour from the options above

 Please specify your Table Frame Paint Finish from the options above.

Standard Features

- ✓ 25mm MFMDf top
- ✓ Fully welded epoxy painted steel frame
- ✓ Choice of MFMDf finish options

Optional Upgrades

- A. Premium MFMDf finishes and contrasting edges
- B. Optional table linking for arc or snake configurations





Segment Tables with 400mm Internal Radius. Also shown are Four Legged Nimbus Chairs, and Tubestation Electrical and Data units.



Ideally suited to Science, Art and Technology areas, **H-Frame Tables** combine strength and stability with ample legroom. Offered in a choice of hard-wearing table top options.



Rectangular H-Frame Tables.

TABLES

CLASSROOM TABLES

H-Frame Table



Rectangular Table 600mm Depth

AMB-1060REC-T	w1000	£POA
AMB-1260REC-T	w1200	£POA
AMB-1460REC-T	w1400	£POA
AMB-1660REC-T	w1600	£POA
AMB-1860REC-T	w1800	£POA
AMB-2060REC-T	w2000	£POA

Rectangular Table 800mm Depth

AMB-1080REC-T	w1000	£POA
AMB-1280REC-T	w1200	£POA
AMB-1480REC-T	w1400	£POA
AMB-1680REC-T	w1600	£POA
AMB-1880REC-T	w1800	£POA
AMB-2080REC-T	w2000	£POA

Rectangular Table 750mm Depth


AMB-1575REC-T	w1500	£POA
---------------	-------	------

H-Frame Table



Square Table

AMB-6060SQ-T	w600	£POA
AMB-8080SQ-T	w800	£POA
AMB-1010SQ-T	w1000	£POA
AMB-1212SQ-T	w1200	£POA



H-Frame Rectangular Tables. Also shown are Pepperpot Stools.

Please note: All H-Frame Tables are 900mm high.
H-Frame Tables are only available with a Laminate or Trespa Top Finish, and not MF MDF.

Standard Features

- ✓ Fully welded steel sub-frame with H-section support bars for added stability and strength
- ✓ Large range of Laminate or Trespa tops

Optional Upgrades

- A. Adjustable levelling feet



Please specify your Table Top Trespa Finish from the Finishes pages.



Please specify your Table Frame Paint Finish from the Finishes pages.



TABLES

CLASSROOM TABLES

Half Moon



Half Moon Table

HMT-1000-E	w1000 d1000	£POA
HMT-1200-E	w1200 d1200	£POA



Half Moon Tables. Also shown are Postura Chairs.

Project Table



Classroom Table

AMEF8085	w1220 d1220 h800	£POA
AMEF8086	w1820 d1220 h800	£POA
AMEF8087	w2420 d1220 h800	£POA



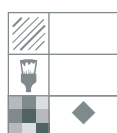
Project Table Frame Colour options:

- Cool Blue
- Red
- Yellow
- Apple Green
- Cyan
- Tangerine
- Lime
- Light Grey
- White

Please note: Bite tables are available in the following heights:

- 1
 460mm
 - 2
 530mm
 - 3
 590mm
 - 4
 640mm
 - 5
 710mm
 - 6
 760mm

Please specify your height when ordering.



- Please specify your Table Top Wood Finish from the Finishes pages.
- Please specify your Table Frame Paint Finish from the Finishes pages.
- Please specify your Project Table Frame Colour from the options shown above.

Standard Features

- ✓ 25mm MFMDf top
- ✓ Fully welded epoxy painted steel frame
- ✓ Choice of MFMDf finish options

Optional Upgrades

- A. Premium MFMDf finishes, contrasting edges and Laminate options available for table tops



TABLES

CLASSROOM TABLES

DT Benches



DT Craft Bench

DTCRAFT w1200 d1200 h850 £POA



DT Craft Bench with Cupboards

DTCRAFTCUP w1200 d1200 h850 £POA

Please note: Size with vices attached is W1320mm x D1320mm x H850mm, also note that the vice mounting plates installed on our product are bespoke for our woodwork vices, please consult us for advice if you are considering using alternative woodwork vices.

Standard Features

- ✓ Fully welded 10 gauge steel construction
- ✓ Dense 50mm-thick durable MDF worktop with sunken recess for tool containment



Please specify your Cupboard Wood Finish from the Finishes pages.

Please specify your Frame Paint Finish from the Finishes pages.

Optional Upgrades

- A. Supplied with up to 4 woodwork vices



Bergen



Rectangular Table

TS48000-460	w1200 d600 h460	£POA
TS48000-530	w1200 d600 h530	£POA
TS48000-590	w1400 d600 h590	£POA
TS48000-640	w1200 d600 h640	£POA



Trapezoidal Table

TS48001-460	w1200 d600 h460	£POA
TS48001-530	w1200 d600 h530	£POA
TS48001-590	w1400 d600 h590	£POA
TS48001-640	w1200 d600 h640	£POA



Circular Table

TS48002-460	w1050 d1050 h460	£POA
TS48002-530	w1050 d1050 h530	£POA
TS48002-590	w1050 d1050 h590	£POA
TS48002-640	w1050 d1050 h640	£POA

Bergen



Helicopter Table

TS48020-460	w1500 d1500 h460	£POA
TS48020-530	w1500 d1500 h530	£POA



Flower Table

TS48021-460	w1200 d1200 h460	£POA
TS48021-530	w1200 d1200 h530	£POA



Squiggle Table

TS48023-460	w1500 d1500 h460	£POA
TS48023-530	w1500 d1500 h530	£POA

Please note: Bergen Tables are available in the heights listed above. Size marks are:

- 1 460mm
- 2 530mm
- 3 590mm
- 4 640mm

Bergen Tables have a solid beech finish.

Standard Features

- ✓ Solid and durable beech wood construction
- ✓ Wipe clean, scuff-resistant laminate surface
- ✓ Child safe lacquered rounded edges



TABLES

CLASSROOM TABLES

Bergen



Horseshoe Table

TS48022-460	w1600 d1500 h460	£POA
TS48022-530	w1600 d1500 h530	£POA



Captain Tub Chair

CK41880	w370 d300 sh120	£POA
CK41882	w370 d300 sh200	£POA

Bergen Chairs



Four Legged Chair

CS43019	w360 d320 sh260	£POA
CS43024	w360 d320 sh310	£POA
CS43025	w390 d370 sh350	£POA
CS43026	w390 d370 sh380	£POA



Traditional Lab Stool

SW41000	w360 d360 h510	£POA
SW41001	w365 d365 h560	£POA
SW41002	w370 d370 h610	£POA
SW41003	w380 d380 h660	£POA
SW41004	w420 d400 h685	£POA



Traditional Lab Stool with Backrest

SW41006	w375 d375 sh610	£POA
---------	-----------------	------

Stacking Chair Buffers (Pack of 100)

MF41115	£POA
---------	------

Please note: Bergen Tables are available in the heights listed above. Size marks are:

- 1 460mm
- 2 530mm
- 3 590mm
- 4 640mm

Bergen Tables have a solid beech finish.

Please note: Bergen Chairs are available in the seat heights listed above. Size marks are:

- 1 260mm
- 2 310mm
- 3 350mm
- 4 380mm
- 5 430mm
- 6 460mm

Standard Features

- ✓ Solid and durable beech wood construction
- ✓ Wipe clean, scuff-resistant laminate surface
- ✓ Child safe lacquered rounded edges



Music Table



MusicTable with Shelf


MC-000-0170-A w1200 d800 £POA


Music Tables. Also shown are Postura Swivel Chairs.

Please note: All Music Tables are 900mm high. Prices shown are for a standard MFMDf Finish.

Standard Features

- ✓ 25mm MFMDf top
- ✓ Epoxy painted steel frame with levelling feet

 Please specify your Table Top Wood Finish from the Finishes pages.

 Please specify your Table Frame Paint Finish from the Finishes pages.

Optional Upgrades

- A. Premium MFMDf finishes, contrasting edges and laminate options available for table tops



HEIGHT-ADJUSTABLE TABLES

Luxarion



Rectangular Height Adjustable Table 1200mm Wide

LUX-1260REC-E	w1200 d600 h460-760	£POA
LUX-1280REC-E	w1200 d800 h460-760	£POA


Rectangular Height Adjustable Table 1600mm Wide

LUX-1660REC-E	w1600 d600 h460-760	£POA
LUX-1680REC-E	w1600 d800 h460-760	£POA



Height adjustable Luxarion Rectangular Table. Also shown are Sedere Swivel Chairs.

Please note: All Luxarion Tables have a height settable range of 300mm.
Prices shown are for a standard MF MDF Finish.

 Please specify your Table Top Wood Finish from the Finishes pages.

 Please specify your Table Frame Paint Finish from the Finishes pages.

Standard Features

- ✓ 25mm MF MDF top
- ✓ Supplied with allen key for adjusting height
- ✓ Height settable range of 300mm

Optional Upgrades

- A. Premium MF MDF finishes, contrasting edges and laminate options available for table tops





Music Tables. Also shown with Swivel Chairs.



Celsior is a modern height adjustable range offering a smooth transition to different heights. Also available with a modesty panel and cable ports.



Height adjustable Celsior Rectangular Table. Also shown are Public Chairs with Upholstered Seat Pad.

HEIGHT-ADJUSTABLE TABLES

Celsior



Rectangular Table 600mm Depth

CEL-1260REC-E	w1200	£POA
CEL-1660REC-E	w1600	£POA

25mm MFMDf top with matching 2mm ABS edge

CEL-1260REC-T	w1200	£POA
CEL-1660REC-T	w1600	£POA

16mm Trespa 'Athlon' top, with 25mm radius corners

Rectangular Table 800mm Depth

CEL-1280REC-E	w1200	£POA
CEL-1680REC-E	w1600	£POA

25mm MFMDf top with matching 2mm ABS edge

CEL-1280REC-T	w1200	£POA
CEL-1680REC-T	w1600	£POA

16mm Trespa 'Athlon' top, with 25mm radius corners

Square Table

CEL-6060SQ-E	w600	£POA
CEL-8080SQ-E	w800	£POA

25mm MFMDf top with matching 2mm ABS edge

CEL-6060SQ-T	w600	£POA
CEL-8080SQ-T	w800	£POA

16mm Trespa 'Athlon' top, with 25mm radius corners



Height adjustable Celsior Rectangular Table. Also shown is Tavaris Task Seating.

Please note: All Celsior Tables are adjustable from 640mm–940mm high.



Standard Features

- ✓ 25mm MFMDf top
- ✓ Epoxy painted steel frame and table legs
- ✓ Removable crank handle for adjusting height



Please specify your Table Top Wood Finish from the Finishes pages.



Please specify your Table Frame Paint Finish from the Finishes pages.

Optional Upgrades

A. Premium MFMDf finishes, contrasting edges, Laminate and Trespa options available for table tops

The key to **Torrin** is choice. From a small coffee table to a signature boardroom showpiece, this 'fully loaded' and versatile table range has all bases covered.



Torrin



Circular Table

TOR-60DIA-E	w600	£POA
TOR-75DIA-E	w750	£POA
TOR-80DIA-E	w800	£POA
TOR-10DIA-E	w1000	£POA
TOR-12DIA-E	w1200	£POA



Square Table

TOR-6060SQ-E	w600	£POA
TOR-7575SQ-E	w750	£POA
TOR-8080SQ-E	w800	£POA



Circular Poseur Table

TORP-60DIA-E	w600 h1100	£POA
TORP-75DIA-E	w750 h1100	£POA

Torrin



Rectangular Table

TOR-1890REC-E	w1800 d900	£POA
TOR-2010REC-E	w2000 d1000	£POA
TOR-2412REC-E	w2400 d1200	£POA



Barrel Table

TOR-1890BRL-E	w1800 d900	£POA
TOR-2010BRL-E	w2000 d1000	£POA
TOR-2412BRL-E	w2400 d1200	£POA



Racetrack Table

TOR-1890LOZ-E	w1800 d900	£POA
TOR-2010LOZ-E	w2000 d1000	£POA
TOR-2412LOZ-E	w2400 d1200	£POA

Please note: All Torrin Tables (except the Poseur Tables) are 730mm high.



Standard Features

- ✓ 25mm MFMDf top
- ✓ Fully welded epoxy painted steel frame and base
- ✓ Range of MFMDf options available



Please specify your Table Top Wood Finish from the Finishes pages.



Please specify your Table Frame Paint Finish from the Finishes pages.

Optional Upgrades

A. Premium MFMDf finishes, contrasting edges and laminate options available for table tops



Varion Circular Coffee Table. Also shown is Lio Reconfigurable Seating.

TABLES

MULTI-PURPOSE TABLES

Varion Coffee Tables



Circular Coffee Table with 4 Star Base

VARI-60DIA-E w600 h455 £POA



Square Coffee Table with 4 Star Base

VARI-60SQ-E w600 h455 £POA

Nexm Coffee Tables



Square Coffee Table

NEXM-6060SQ-HT380-E w600 £POA



Rectangular Coffee Table

NEXM-6090REC-HT380-E w600 £POA



Circular Coffee Table

NEXM-60DIA-HT380-E w600 £POA
 NEXM-80DIA-HT380-E w800 £POA

Please note: Nexm Coffee Tables are 380mm high.



Standard Features

- ✓ 25mm MFMDf top
- ✓ Fitted with adjustable feet



Please specify your Table Top Wood Finish from the Finishes pages.



Please specify your Table Frame Paint Finish from the Finishes pages.

Optional Upgrades

A. Premium MFMDf finishes, contrasting edges and laminate options available for table tops

Developed for use in education, **Auro** is robust, stylish and cost effective; and has developed into one of our most popular tables. Ideal for touchdown meetings, dining areas and more.



Rectangular Auro Table with Radius Corners. Also shown are Emma Chairs.

TABLES

MULTI-PURPOSE TABLES

Auro



Circular Table

AUR-10DIA-E w1000 h1000 £POA



Square Table

AUR-0909SQ-E w900 h900 £POA



Rectangular Table


AUR-1809REC-E w1800 h900 £POA

Auro



Barrel Table

AUR-2412BRL-E w2400 h1200 £POA



Auro Rectangular Table with Radius Corners.

Please note: All Auro Tables are 730mm high.



Standard Features

- ✓ Epoxy painted steel frame
- ✓ 25mm MFMDF top
- ✓ 40mm diameter angled legs



Please specify your Table Top Wood Finish from the Finishes pages.



Please specify your Table Frame Paint Finish from the Finishes pages.

Optional Upgrades

A. Premium MFMDF finishes, contrasting edges and laminate options available for table tops

The **Tyra** Table system is an attractive and practical way to create collaborative, island-style group work areas. The 3 seater version is designed for wall placement.



TABLES

MULTI-PURPOSE TABLES

Tyra



3 Seater Table Unit

TYH3RT-E w2200 d1100 £POA



4 Seater Table Unit

TYQRT-E w1800 d1800 £POA



6 Seater Table Unit

TYHRT-E w2200 d2200 £POA



Tyra



Tyra 4 Seater Table Units. Also shown are Freedom Stools.

Tubestation

Tyra Table Units are designed to work seamlessly with Tubestation electrical power and data modules. Please contact us at sales@ambicmanufacturing.com to find out more.



Please note: All Tyra Tables are 730mm high.

Standard Features

- ✓ 25mm MFMDf top
- ✓ Epoxy painted 60mm round tube legs and frame
- ✓ Choice of MFMDf finish options

Optional Upgrades

- A. Premium MFMDf finishes, contrasting edges and Laminate options available for table tops



Please specify your Table Top Wood Finish from the Finishes pages.



Please specify your Table Frame Paint Finish from the Finishes pages.



MULTI-PURPOSE TABLES

Exam Tables



Zimmer Frame Nesting Exam Table

DS30036 w600 d450 h710 £POA



Folding Exam Table

EXT1 w600 d600 h730 £POA



Exam Table Trolley

EXTT w655 d953 h982 £POA

Exam Tables



Folding Frame Exam Table with Polypropylene Top

T10B w600 d600 h710 £POA



Folding Frame Exam Table Trolley

T10T w1267 d600 h1150 £POA

Table Top Colour options:

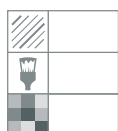
Charcoal

Blue

Please note: The Folding Frame Exam Table with Polypropylene Top (T10B) is graffiti proof. The Folding Frame Exam Table Trolley (T10T) can hold up to 40 folded Exam Tables, and features a durable powder-coated scratch resistant steel frame, and heavy duty castors.

Standard Features

- ✓ High-impact injection moulded recyclable polypropylene top (T10B)



Please specify your Exam Table Top Wood Finish from the Finishes pages.

Please specify your Exam Table Frame Paint Finish from the Finishes pages.

Please specify your Exam Table Top Colour from the options shown above.



TABLES

MULTI-PURPOSE TABLES

Exam Tables



Folding Frame Exam Table

EF0001S w600 d600 h710 £POA



Folding Frame Exam Table Trolley

EF0212 w1200 d610 h995 £POA



Folding Frame Exam Table Trolley with 25x Folding Frame Exam Tables

EF0213 w1200 d610 h995 £POA

Trolley Frame Colour options:

Red

Cool Blue

Light Grey

Black

Marzio Study Carrels



Study Carrel 1050mm Width

MAR-105-53	w1050 d800 dh530 h1300	£POA
MAR-105-59	w1050 d800 dh590 h1300	£POA
MAR-105-64	w1050 d800 dh640 h1300	£POA
MAR-105-72	w1050 d800 dh730 h1300	£POA



Study Carrel 1200mm Width

MAR-120-53	w1200 d800 dh530 h1300	£POA
MAR-120-59	w1200 d800 dh590 h1300	£POA
MAR-120-64	w1200 d800 dh640 h1300	£POA
MAR-120-72	w1200 d800 dh730 h1300	£POA

Please note: The Folding Frame Exam Table Trolley (EF0212) can hold up to 25 Folded Exam Tables.

Standard Features

- ✓ Solid counter-balanced MDF 18mm top
- ✓ 25mm oval steel frame, with solid steel support clips and rounded polished corners.



Please specify your Trolley Frame Colour from the options shown above.



Please specify your Study Carrel Wood Finish from the Finishes pages.



The best-selling Velistra is a versatile option for meeting or conference rooms; the ability to tilt and nest the tables ensures they can be stored in the smallest of spaces.



MULTI-PURPOSE TABLES

Velistra



Square Tilt Top Table

VEL-7575SQ-E	w750 d750	£POA
VEL-8080SQ-E	w800 d800	£POA



Rectangular Tilt Top Table

VEL-1260REC-E	w1800 d1800	£POA
VEL-1280REC-E	w1200 d800	£POA
VEL-1460REC-E	w1400 d600	£POA
VEL-1480REC-E	w1400 d800	£POA
VEL-1575REC-E	w1500 d750	£POA
VEL-1660REC-E	w1600 d600	£POA
VEL-1680REC-E	w1600 d800	£POA



Trapezoidal Tilt Top Table

VEL-1575TRAP-E	w1500 d750	£POA
VEL-1680TRAP-E	w1600 d800	£POA

Velistra



Circular Tilt Top Table

VEL-10DIA-E	w1000 d1000	£POA
VEL-12DIA-E	w1200 d1200	£POA



Semi-Circular Tilt Top Table

VEL-1260SC-E	w1200 d600	£POA
VEL-1575SC-E	w1500 d750	£POA
VEL-1680SC-E	w1600 d800	£POA



Please note: All Velistra Tables are 730mm high. Prices shown are for a standard MFMDf Finish.

Standard Features

- ✓ Tilting 25mm MFMDf table top
- ✓ Epoxy painted steel frame and table legs
- ✓ Fitted brake castors

Optional Upgrades

- A. Premium MFMDf finishes and contrasting edges
- B. Chrome painted steel frame, perforated steel modesty panel, and table linking brackets



Please specify your Table Top Wood Finish from the Finishes pages.



Please specify your Table Frame Paint Finish from the Finishes pages.





Velistra Rectangular Tables. Also shown are Public Chairs with upholstered seat pads and backs.



Zenns



Zenns Multi-Purpose Table



Multi-Purpose Table

ZENNS-16-E w1600 d800 d720 £POA





Standard Features

- ✓ 25mm diameter steel tube frame
- ✓ 3 leg construction maximizes stability and legroom
- ✓ Adjustable levelling feet

Optional Upgrades

- ✓ Premium MFMDf finishes and contrasting edges available for table tops

 Please specify your Table Wood Finish from the Finishes pages.

 Please specify your Table Frame Paint Finish from the Finishes pages.

MULTI-PURPOSE TABLES

Solvarium



Rectangular Table

SOL-1480REC-E	w1400 d800	£POA
SOL-1680REC-E	w1600 d800	£POA
SOL-1880REC-E	w1800 d800	£POA
SOL-2010REC-E	w2000 d1000	£POA
SOL-2210REC-E	w2200 d1000	£POA
SOL-2412REC-E	w2400 d1200	£POA

Barrel Table

SOL-1680BRL-E	w1600 d800	£POA
SOL-2010BRL-E	w2000 d1000	£POA
SOL-2412BRL-E	w2400 d1200	£POA

Racetrack Table

WAH-1680LOZ-E	w1600 d800	£POA
WAH-2010LOZ-E	w2000 d1000	£POA
WAH-2412LOZ-E	w2400 d1200	£POA



Solvarium Racetrack Tables. Also shown are Sediamo chairs.

Please note: All Solvarium Tables are 730mm high.



Standard Features

- ✓ 25mm MFMDf top




Please specify your Table Wood Finish from the Finishes pages.

Optional Upgrades

- A. Premium MFMDf finishes and contrasting edges available for table tops

From its simple practicality, to its contemporary style, **Tressa Benching** is an impressive and quality built solution to the increasing need for communal spaces.



Tressa Benching Tables and Seats, with contrasting edge MFMDf finish.

Tressa Benching



Bench Table

TRESSA-BT-1208	w1200 d800 h730	£POA
TRESSA-BT-1408	w1400 d800 h730	£POA
TRESSA-BT-1608	w1600 d800 h730	£POA
TRESSA-BT-1808	w1800 d800 h730	£POA
TRESSA-BT-2008	w2000 d800 h730	£POA
TRESSA-BT-2208	w2200 d800 h730	£POA
TRESSA-BT-2408	w2400 d800 h730	£POA

Bench Seat

TRESSA-BT-1208	(For 1200mm Table)	w1200 d800 h730	£POA
TRESSA-BT-1408	(For 1400mm Table)	w1400 d800 h730	£POA
TRESSA-BT-1608	(For 1600mm Table)	w1600 d800 h730	£POA
TRESSA-BT-1808	(For 1800mm Table)	w1800 d800 h730	£POA
TRESSA-BT-2008	(For 2000mm Table)	w2000 d800 h730	£POA
TRESSA-BT-2208	(For 2200mm Table)	w2200 d800 h730	£POA
TRESSA-BT-2408	(For 2400mm Table)	w2400 d800 h730	£POA



Tressa Benching Tables and Seats.

Please note: For more information and details on how to order Tressa Benching, please contact your local Area Sales Manager.



Standard Features

- ✓ 38mm MDF construction
- ✓ Choice of 7 bench and seat widths
- ✓ Ply effect lipping to all edges



Please specify your Table Wood Finish from the Finishes pages.

Optional Upgrades

A. Premium MFMDf finishes, contrasting edges and laminate options available for table tops

Ideal for use in communal areas, **Cove** features a clear gloss lacquer, exposing the industrial craftsmanship that goes into every unique, hand-built steel frame.



Cove H-Frame Bench Table and Seating.

TABLES

DINING TABLES

Cove



**Bench Table with H-Frame
750mm High**

COV-BH-1275	w1200 d750	£POA
COV-BH-1875	w1800 d750	£POA
COV-BH-2475	w2400 d750	£POA



**High Bench Table with H-Frame
1050mm High**

COV-HBH-1275	w1200 d750	£POA
COV-HBH-1875	w1800 d750	£POA
COV-HBH-2475	w2400 d750	£POA



**Bench Seat
450mm High**

COV-S-1040	w1010 d410	£POA
COV-S-1640	w1610 d410	£POA
COV-S-2240	w2210 d410	£POA



**Low Stool
450mm High**

COV-ST-0440	w410 d410	£POA
-------------	-----------	------



**High Stool
750mm High**

COV-HST-0440	w410 d410	£POA
--------------	-----------	------

Please note: Cove features a steel frame, finish in our new Clear Lacquer finish. The Clear lacquer serves to expose the raw industrial craftsmanship that goes into every hand-built steel frame. The manufacturing nuances catch the light in a finish that is unique from piece to piece.

Standard Features

- ✓ 38mm laminated MDF top
- ✓ Fully welded steel frame
- ✓ Fitted with adjustable feet



Please specify your Egger Zoom Laminate colour from a sample card.

Optional Upgrades

- A. Upholstered seat pad for stools and benches
- B. Premium metal paint finishes, including chrome effect



Perfectly suited to their environment, **Sico Dining Tables** eliminate the noise of chairs, and the units fold and roll easily, nesting together for highly compact storage.



TABLES

DINING TABLES

Rectangular Table Seating Units



Rectangular Folding Seating Unit 8 Seater

TTF93-26-TIER1	w2430 D1500 h660	£POA
TTF93-27-TIER1	w2430 D1500 h690	£POA
TTF93-29-TIER1	w2430 D1500 h740	£POA
TTF93-26-TIER2	w2430 D1500 h660	£POA
TTF93-27-TIER2	w2430 D1500 h690	£POA
TTF93-29-TIER2	w2430 D1500 h740	£POA

Rectangular Folding Seating Unit 12 Seater

TTC93-26-TIER1	w3050 D1500 h660	£POA
TTC93-27-TIER1	w3050 D1500 h690	£POA
TTC93-29-TIER1	w3050 D1500 h740	£POA
TTC93-26-TIER2	w3050 D1500 h660	£POA
TTC93-27-TIER2	w3050 D1500 h690	£POA
TTC93-29-TIER2	w3050 D1500 h740	£POA

Seat Colours:



Rectangular Table Seating Units



Rectangular Folding Seating Unit 16 Seater

TTJ103-24-TIER1	w3280 d1500 h610	£POA
TTTJ103-24-TIER2	w3280 d1500 h610	£POA

TIER 1 Table Top Finish options:



TIER 2 Table Top Finish options:




Please note: Tier 3 Special Laminate is also available the Table Tops. Contact us for more information on Tier 3 options.


Standard Features

- ✓ Folding table with attached seats
- ✓ Integrated units help reduce clean p time
- ✓ Once folded, tables fit through standard doors

Optional Upgrades

- A. Optional back rests available
- B. Chrome painted frame
- C. Special laminate

 Please specify your Table Top Finish from the options shown above.

 Please specify your Seat Colour from the options shown above.



Graduate



Oval Folding Seating Table with Stools 8 Seater

TTB103-24-TIER1	w2029 d2029 h610	£POA
TTB103-26-TIER1	w2029 d2029 h660	£POA
TTB103-27-TIER1	w2029 d2029 h690	£POA
TTB103-29-TIER1	w2029 d2029 h740	£POA

TTB103-24-TIER2	w2029 d2029 h610	£POA
TTB103-26-TIER2	w2029 d2029 h660	£POA
TTB103-27-TIER2	w2029 d2029 h690	£POA
TTB103-29-TIER2	w2029 d2029 h740	£POA

Oval Folding Seating Table with Stools 10 Seater

TTBB103-24-TIER1	w2138 d2138 h610	£POA
TTBB103-26-TIER1	w2138 d2138 h660	£POA
TTBB103-27-TIER1	w2138 d2138 h690	£POA
TTBB103-29-TIER1	w2138 d2138 h740	£POA

TTBB103-24-TIER2	w2138 d2138 h610	£POA
TTBB103-26-TIER2	w2138 d2138 h660	£POA
TTBB103-27-TIER2	w2138 d2138 h690	£POA
TTBB103-29-TIER2	w2138 d2138 h740	£POA

Graduate



Octagonal Seating Table with Stools 8 Seater


TTBB103-24-TIER1	w2138 d2138 h610	£POA
TTBB103-26-TIER1	w2138 d2138 h660	£POA
TTBB103-27-TIER1	w2138 d2138 h690	£POA
TTBB103-29-TIER1	w2138 d2138 h740	£POA


TTBB103-24-TIER2	w2138 d2138 h610	£POA
TTBB103-26-TIER2	w2138 d2138 h660	£POA
TTBB103-27-TIER2	w2138 d2138 h690	£POA
TTBB103-29-TIER2	w2138 d2138 h740	£POA

Please note: See previous page for Tier 1 and Tier 2 finish options. Tier 3 Special Laminate is also available the Table Tops. Contact us for more information on Tier 3 options.

Standard Features

- ✓ Folding table with attached seats
- ✓ Integrated units help reduce clean p time
- ✓ Once folded, tables fit through standard doors

 Please specify your Table Top Finish from the options shown above.

 Please specify your Seat Colour from the options shown above.

Optional Upgrades

- A. Optional back rests available
- B. Chrome painted frame
- C. Special laminate



TABLES

DINING TABLES

BY-65



Rectangular Table Seating Unit - Tier 1

TBA43-27-TIER1	w2440 d2300 h690	£POA
TBA43-29-TIER1	w2440 d2300 h740	£POA
TBB43-27-TIER1	w3050 d2300 h690	£POA
TBB43-29-TIER1	w3050 d2300 h740	£POA
TBC43-27-TIER1	w3660 d2300 h690	£POA
TBC43-29-TIER1	w3660 d2300 h740	£POA

Rectangular Table Seating Unit - Tier 2

TBA43-27-TIER2	w2440 d2300 h690	£POA
TBA43-29-TIER2	w2440 d2300 h740	£POA
TBB43-27-TIER2	w3050 d2300 h690	£POA
TBB43-29-TIER2	w3050 d2300 h740	£POA
TBC43-27-TIER2	w3660 d2300 h690	£POA
TBC43-29-TIER2	w3660 d2300 h740	£POA

2440mm tables seat 8 adults or 12 primary age children
 3050mm tables seat 12 adults or 16 primary age children
 3660mm tables seat 16 adults or 20 primary age children

Communicator



Oval Folding Seating Table with Stools 12 Seater

TTQ53-26-TIER1	w3050 d1475 h660	£POA
TTQ53-27-TIER1	w3050 d1475 h690	£POA
TTQ53-29-TIER1	w3050 d1475 h740	£POA
TTQ53-26-TIER2	w3050 d1475 h660	£POA
TTQ53-27-TIER2	w3050 d1475 h690	£POA
TTQ53-29-TIER2	w3050 d1475 h740	£POA


Please note: See previous page for Tier 1 and Tier 2 finish options. Tier 3 Special Laminate is also available the Table Tops. Contact us for more information on Tier 3 options.


Standard Features

- ✓ Folding table with attached seats
- ✓ Integrated units help reduce clean p time
- ✓ Once folded, tables fit through standard doors

Optional Upgrades

- A. Optional back rests available
- B. Chrome painted frame
- C. Special laminate

 Please specify your Table Top Finish from the options shown above.

 Please specify your Seat Colour from the options shown above.





BY-65 Rectangular Bench Seating Table Units.



The popular **Contour** range is versatile, lightweight, simple to fold and is available in a wide range of dimensions and colours. A wipe clean laminate top completes the offering.



Contour Rectangular Folding Dining Table. Also shown are Pop Chairs.

TABLES

DINING TABLES

Contour



Circular Folding Dining Table

RD-CL40-584	w1220 h584	£POA
RD-CL40-635	w1220 h635	£POA
RD-CL40-698	w1220 h698	£POA

Rectangular Folding Dining Table

C-AA2-584	w1830 d760 h584	£POA
C-AA2-635	w1830 d760 h635	£POA
C-AA2-698	w1830 d760 h698	£POA
C-BA2-584	w1520 d760 h584	£POA
C-BA2-635	w1520 d760 h635	£POA
C-BA2-698	w1520 d760 h698	£POA
C-CA2-584	w1220 d760 h584	£POA
C-CA2-635	w1220 d760 h635	£POA
C-CA2-698	w1220 d760 h698	£POA

Table Top Finish options:

Auburn Teak	Saxon Oak	Alisa Grey
Jpn'ese Beech	Clear Maple	Grey Dots
Green	Paradiso	Campanula
Lime	Red	Heather
Yellow	Sparta	White

Contour



Rectangular Table Storage Trolley Holds up to 7 Rectangular Folding Tables

A3001	w745 d875 h1127	£POA
-------	-----------------	------

Rectangular Table Storage Trolley Holds up to 14 Rectangular Folding Tables

A2501	w745 d1675 h1127	£POA
-------	------------------	------

Circular Table Storage Trolley Holds up to 6 Circular Folding Tables

A4001	w751 d1738 h1000	£POA
-------	------------------	------

 Please specify your Table Top Finish from the options above.

Standard Features

- ✓ Folding table with lightweight aluminium frame
- ✓ Moulded corners with ribbed outer edge
- ✓ Available in Infants, Junior and Adult height



Dino



Table Seat Colour options:



**Roll-Away Dining Table
For Primary School Children**

DINO1 w1040 d600 h690 £POA

**Roll-Away Dining Table
Without Integrated Seats**

DINO3 w1040 d600 h690 £POA



Please note: Primary School Children refers to ages 4-11 years old, and Secondary School Children refers to ages 11-18 years old. Dino3 works in the same way as Dino1, but the lack of integrated seats allows you to use your current chairs.

Standard Features

- ✓ Grey flecked laminate top with lacquered ply edge
- ✓ Integrated castors allow for easy transportation and space-saving nested storage



Please specify your Seat Colour from the options shown above.



Picnic Benches



Rectangular Junior Picnic Bench
390mm Seat Height

9500017 w1370 d610 h630 £POA



Octagonal Junior Picnic Bench
390mm Seat Height

9500024 w920 d920 h570 £POA

Picnic Benches



Rectangular Infants Picnic Bench
335mm Seat Height

9500052 w1165 d1190 h570 £POA



Octagonal Infants Picnic Bench
335mm Seat Height

9500053 w1575 d1575 h570 £POA

Please note: The Rectangular Picnic Benches can seat up to 6 children of a suitable age, and the Octagonal Picnic Benches can seat up to 8 children of a suitable age. Carriage charges apply for all of the Picnic Benches shown above; please check when placing your order.

Standard Features

- ✓ Heavy duty 34mm timber construction
- ✓ Pre-drilled hole to accommodate a parasol
- ✓ Zinc plated fixings to prevent corrosion



SCREENS



Agile Conceal Screens. Also shown are Novarra Chairs, and Vekt Tables.



With its minimalist rectilinear design and acoustic foam core that helps to absorb noise, **Arvellis** is stylish, functional and great value for money.



Arvellis



**Rectangular Desk p Screen
400mm High**

ARV-0410-DU	w1000	£POA
ARV-0412-DU	w1200	£POA
ARV-0416-DU	w1600	£POA



**Management Rail Desk p Screen
400mm High**

ARV-0410-DUM	w1000	£POA
ARV-0412-DUM	w1200	£POA
ARV-0416-DUM	w1600	£POA



**Wave Desk p Screen
400mm High**

ARV-0412-DUW	w1200	£POA
ARV-0416-DUW	w1500	£POA

Arvellis



**Rectangular Floorstanding Screen
1200mm High**

ARV-1212-FS	w1200	£POA
ARV-1216-FS	w1600	£POA



**Wave Floorstanding Screen
1200mm High**

ARV-1212-FSW	w1200	£POA
ARV-1216-FSW	w1600	£POA



Upgrade Feet on Castors

-SD CF	£POA
--------	------

To specify these upgrade feet, just add -SD- UCF to the product code. Available in silver only. Not suitable for Floorstanding Screens exceeding 1600mm in height.

**Rectangular Floorstanding Screen
1600mm High**

ARV-1612-FS	w1200	£POA
ARV-1616-FS	w1600	£POA

**Wave Floorstanding Screen
1800mm High**

ARV-1812-FSW	w1200	£POA
ARV-1816-FSW	w1600	£POA

Please note: The prices shown above are for Screen Fabric Band 2 upholstery. Wave Screens have a drop height of 150mm lower than the overall height. All Arvellis Screens can be made pinnable at an uplifted cost (price on application). Just replace ARV- with ARP- at the start of the product code.

Standard Features

- ✓ Upholstered back panel
- ✓ 30mm thick aluminium surrounding frame
- ✓ Wide range of bracket options available



Please specify your Screen Fabric from the Finishes pages.



Please specify your Screen Trim Paint Finish (Silver or White only)

Optional Upgrades

- A. Glazed and part glazed options available
- B. Pinnable construction





Arvellis Rectangular Floorstanding Screens. Also shown are Lounge Chairs and Tables.



Agile Screens can be instantly reconfigured to create beautiful and inspirational spaces for flexible meetings, hot desking, individual and group study and breakout.



Agile Conceal Screens. Also shown are Novarra Chairs, and a Circular Vekt Table with optional Cable Port.

Agile



Conceal Screen

Vision Screen

AGI001 w1500 £POA

AGI002 w1500 £POA



Agile Vision Screens. Also shown are Remoz Chairs, and Segment Tables.

Screen Laminate Colour options:
Upgrade only (£POA)

482	823	460
860	861	421

Please note: All Agile Screens are 1000mm high.



Standard Features

- ✓ 18mm pre-formed MDF construction
- ✓ White CPL on both faces with lacquer sealed
- ✓ Laser cut metal feet



Please specify your Screen Laminate Colour from the options shown above.

Optional Upgrades

- A. Range of colour laminate finishes available



Agile Vision Screens. Also shown are Link Cantilever Chairs, and Torrin Tables.



SEATING





Postura Plus



Postura Plus Chair

POSTURA1	w350 d250 h500 sh260	£POA
POSTURA2	w350 d250 h545 sh310	£POA
POSTURA3	w420 d315 h645 sh350	£POA
POSTURA4	w420 d315 h660 sh380	£POA
POSTURA5	w440 d400 h780 sh430	£POA
POSTURA6	w495 d430 h800 sh460	£POA

Postura Plus High Chair

POSTURA-HIGHCHAIR-560	£POA
w486 d542 sh560 h895	
POSTURA-HIGHCHAIR-610	£POA
w486 d544 sh610 h945	
POSTURA-HIGHCHAIR-685	£POA
w486 d562 sh685 h1020	

Postura Plus Stool

POSTURA-STOOL-560	£POA
w486 d542 sh560 h605	
POSTURA-STOOL-610	£POA
w486 d544 sh610 h655	
POSTURA-STOOL-685	£POA
w486 d562 sh685 h730	

Postura Plus Colour options:

Grape Crush†	Poppy Red†
Tangerine Fizz †	Sun Yellow†
Lime Zest †	Almond White
Forest Green †	Powder Blue †
Ink Blue†	Ash Grey †
Slate Grey†	Jet Black
Aqua Blue†	Pink Candy†
Sugar Plum	Iron Grey

All colours shown above are available for Postura 5 (430mm) and 6 (460mm) Chairs, High Chairs, Stools, and Task Chairs.

Colour selection for Postura 1 Chair (260mm)

† Colour selection for Postura 2 (310mm), 3 (350mm), and 4 (380mm) Chairs.



Please note: The Postura Plus Chair is available in the seat heights listed above. Size marks are:

- 1 260mm 2 310mm 3 350mm 4 380mm 5 430mm 6 460mm

There is a minimum order quantity of 10 for any of the Postura products.

Standard Features

- ✓ 20 year warranty (Postura Chair)
- ✓ Anti-static and stain resistant. 100% recyclable
- ✓ Lower back lumbar support. Stackable

Optional Upgrades

- A. Upholstered seat pad
- B. Linking device for Postura6 Plus Chair
- C. Transportation Dolly



Please specify your Chair or Stool Colour from the options shown above.



CLASSROOM SEATING

Postura Plus



Postura Plus Task Chair

POSTURA-TASKCHAIR	£POA
ww635 d635 h750-855 sh383-493	

Postura Plus Task Chair with Draftsman Base

POSTURA-DRAFTSMAN	£POA
ww635 d635 h750-855 sh383-493	

Postura Plus Task Stool

POSTURA-TASKSTOOL	£POA
w635 d635 h383-493	

Postura Plus Colour options:

Grape Crush †	Poppy Red †
Tangerine Fizz †	Sun Yellow †
Lime Zest †	Almond White
Forest Green †	Powder Blue †
Ink Blue †	Ash Grey †
Slate Grey †	Jet Black
Aqua Blue †	Pink Candy †
Sugar Plum	Iron Grey

All colours shown above are available for Postura 5 (430mm) and 6 (460mm) Chairs, High Chairs, Stools, and Task Chairs.

Colour selection for Postura 1 Chair (260mm)

† Colour selection for Postura 2 (310mm), 3 (350mm), and 4 (380mm) Chairs.



Please note: The Postura Plus Chair is available in the seat heights listed above. Size marks are:

- 1 260mm
- 2 310mm
- 3 350mm
- 4 380mm
- 5 430mm
- 6 460mm

Standard Features

- ✓ 20 year warranty (Postura Chair)
- ✓ Anti-static and stain resistant. 100% recyclable.
- ✓ Lower back lumbar support. Stackable.

Optional Upgrades

- A. Upholstered seat pad
- B. Linking device for Postura6 Plus Chair
- C. Transportation Dolly

Please specify your Chair or Stool Colour from the options shown above.



Developed to withstand heavy duty day to day use, **Titan** features superior strength, ergonomic design, and an anti-tilt leg system. Available in 12 vibrant colours.



Titan



Titan 4 Legged Chair

T13	w380 d305 h660 sh350	£POA
T14	w380 d305 h690 sh380	£POA
T15	w420 d370 h785 sh430	£POA
T16	w420 d370 h815 sh460	£POA

Titan Skid Base Chair

T23	w420 d370 sh350	£POA
T24	w420 d370 sh380	£POA
T25	w420 d370 sh430	£POA
T26	w420 d370 sh460	£POA

Titan Swivel Chair

T30	w482 d470 h355-420	£POA
T35	w482 d470 h460-560	£POA

Titan



Titan One Piece Chair

T1	w360 d320 h508 sh260	£POA
T2	w360 d320 h560 sh310	£POA
T3	w431 d377 h655 sh350	£POA
T4	w431 d377 h685 sh380	£POA
T5	w482 d420 h794 sh410	£POA
T6	w482 d420 h824 sh460	£POA

Titan Colour options:

	Titan Swivel	Titan One Piece	Titan 4 Legged	Titan Skid Base
Black	✓	✓	✓	✓
Red	✓	✓	✓	✓
Green	✓	✓	✓	✓
Burgundy	✓	✓	✓	✓
Grey	✓	✓	✓	✓
Charcoal	✓	✓	✓	✓
Purple	✓	✓	✓	✓
Sky Blue	✓	✓	✓	✓
Lime	✓	x	✓	✓
Orange	✓	x	✓	✓
Yellow	✓	x	✓	✓
Blue	✓	x	✓	✓

Please note: Titan Chairs are available in the seat heights listed above. Size marks are:

- 1 260mm
- 2 310mm
- 3 350mm
- 4 380mm
- 5 430mm
- 6 460mm



Please specify your Chair or Stool Colour from the options shown above.

Titan Size 6 (460mm seat height) One Piece and 4 Legged Chairs are only available in Black.

Standard Features

- ✓ Moulded shell using high impact anti-static co-polymer polypropylene
- ✓ Fire retardant

Optional Upgrades

- A. Alternative frame colours
- B. Upholstered seat pad





Titan One Piece Chairs. Also shown are Circular Vekt Tables, and a Reception Counter.



Pepperpot offers both a distinctive aesthetic and increased comfort over more traditional chairs and stools, which in turn increases concentration levels and productivity.



Pepperpot



Pepperpot Four Legged Chair

PEPC5	w490 d500 h760	£POA
PEPC6	w490 d500 h790	£POA



Pepperpot Stool


SPP1-430	w534 d436 h430	£POA
SPP1-525	w534 d469 h525	£POA
SPP1-610	w534 d499 h610	£POA
SPP1-685	w534 d525 h685	£POA
SPP1-760	w534 d552 h760	£POA





Pepperpot Stool

PEPPERPOT-BACKLESS	£POA
w430 d555 sh425-557	

Pepperpot Colour options:



 Please specify your Stool Colour from the options shown above.

 Please specify your Leg Paint Finish from the options shown above

Standard Features

- A. Moulded polyurethane shell (Anny Stool)
- B. Charcoal polypropylene shell (Hannah Stool)
- C. Stackable (all Stools)



Both comfortable and durable, the **GH20** range of chairs are also very well proportioned - making them ideal for use in any environment where space is at a premium.



CLASSROOM SEATING

GH20



Four Legged Chair

GH201	w365 d330 h480 sh260	£POA
GH202	w365 d350 h530 sh310	£POA
GH203	w365 d371 h590 sh350	£POA
GH204	w401 d444 h655 sh380	£POA
GH205	w450 d487 h740 sh430	£POA
GH206	w450 d487 h760 sh460	£POA



Four Legged Chair with Upholstered Seat Pad & Back

GH24	w470 d495 h860 sh460	£POA
------	----------------------	------



Four Legged Chair with Detachable Writing Tablet

GH26	w470 d495 h860 sh460	£POA
------	----------------------	------

Chair Colour options:



Chair Frame Paint options:



GH20



Skid Base Chair

RF705	w490 d487 h740 sh430	£POA
RF706	w490 d487 h740 sh460	£POA



Skid Base Chair with Upholstered Seat Pad & Back

RF74	w490 d487 h760 sh460	£POA
------	----------------------	------



Swivel Chair

GH29G	w490 d487 sh360-460	£POA
-------	---------------------	------

Please note: The GH20 Four Legged and Skid Base Chairs are stackable to 8 high.



Standard Features

- ✓ High grade, epoxy painted tubular steel frame
- ✓ Comfortable moulded polypropylene seat
- ✓ Hard wearing Duragrip feet

Optional Upgrades

- A. Linking bracket (Four Legged Chair only)

Please specify your Chair Colour from the options shown above.

Please specify your Chair Frame Paint Finish from the options above

The **SE** is a true posture chair; the configuration of the components are designed to limit backward rotation of the pelvis in both the sitting forward position, and sitting back.



SE Four Legged Chairs.

CLASSROOM SEATING

SE



Four Legged Chair

SE1	w360 d310 h535 sh260	£POA
SE2	w360 d330 h600 sh310	£POA
SE3	w410 d370 h685 sh350	£POA
SE4	w410 d405 h725 sh380	£POA
SE5	w470 d470 h840 sh430	£POA
SE6	w470 d495 h860 sh460	£POA



Four Legged Chair with Wooden Seat


SES5	w470 d470 h840 sh430	£POA
SES6	w470 d495 h860 sh460	£POA



Skid Base Chair

SEFS5	w470 d470 h840 sh430	£POA
SEFS6	w470 d495 h860 sh460	£POA

Chair Colour options:



Chair Frame Paint options:



SE



Skid Base Stool

SESTS1	w515 d525 h430	£POA
SESTS2	w515 d528 h525	£POA
SESTS3	w515 d530 h610	£POA
SESTS4	w515 d535 h685	£POA



Skid Base Stool with Backrest

SESTSB1	w515 d525 h840 sh530	£POA
SESTSB2	w515 d528 h944 sh525	£POA
SESTSB3	w515 d530 h1025 sh610	£POA
SESTSB4	w515 d535 h1100 sh685	£POA



Swivel Chair

SE-SWIVELCHAIR	£POA
w510 d510 sh420-555	

Please note: The SE Chairs are stackable to 3 high.



Standard Features

- ✓ Round tube 19mm steel frame
- ✓ Quality ply seat (Chair with Wooden Seat)
- ✓ Hard wearing Duragrip feet

Optional Upgrades

- A. Linking bracket (Chairs only)

Please specify your Chair Colour from the options shown above.

Please specify your Chair Frame Paint Finish from the options above

Stylishly rugged, the **Industria** range features a contoured, soft touch moulded polyurethane seat and back — offering both outstanding comfort and durability.



Industria



Medium Back Chair

IND-MB-PCB-BB w470 sh425-535 £POA



Shaped Seat Tilting Stool

IND-TS w380 sh405-510 £POA



Industria Medium Back Chairs.



Standard Features

- ✓ Polyurethane material can be used in both wet and dry environments
- ✓ Manual hand wheel controls

Optional Upgrades

- A. Aluminium and Draftsmans Base
- B. Synchro Mechanism



Public Chairs with Upholstered Seat Pad. Also shown are Rectangular Tables with Square Tube legs.

CLASSROOM SEATING

Public



Polypropylene Chair

PUB1-SL w505 d530 h780 sh445 £POA



Polypropylene Chair with Writing Tablet

PUB1-SL-WP w520 d560 h780 sh445 £POA



Polypropylene Chair

PUB3-SL w505 d540 h780 sh480 £POA



Public Mobile Stacking Trolley

PUB-DT w600 d700 h500 £POA



Please note: All Public Chairs (except those without a Writing Tablet) are stackable to 6 high, or 15 high on a trolley.



Standard Features

- ✓ Black polypropylene perforated seat and backrest with silver frame
- ✓ Depth adjustable rotating writing pallet



Please specify your Seating Fabric from the Finishes pages.

Optional Upgrades

- A. Chrome painted frame

Intellect Wave's unique flexing back provides exceptional comfort and permits a degree of movement that results in better attentiveness and learning retention.



CLASSROOM SEATING

Intellect Wave



Polypropylene Chair with Cantilever Frame

1C-FS w500 d530 h830 £POA



Polypropylene Chair with Cantilever Frame & Upholstered Seat Pad

1E-FS-FB1 w500 d530 h830 £POA



Polypropylene Chair with Cantilever Frame & Upholstered Seat Pad & Back

1G-FS-FB1 w500 d530 h830 £POA

Intellect Wave



Four Legged Polypropylene Chair

2D-FS w500 d530 h830 £POA



Four Legged Polypropylene Chair with Upholstered Seat Pad

2F-FS-FB1 w500 d530 h830 £POA



Four Legged Polypropylene Chair with Upholstered Seat Pad & Back

2H-FS-FB1 w500 d530 h830 £POA



Mobile Trolley for Four Legged and Cantilever Chairs

WD-BL w572 d648 £POA


Please note: All Intellect Wave Chairs shown above have a seat height of 460mm. The Intellect Wave Four Legged Chairs are stackable to 4 high, or 9 high on the Intellect Wave Mobile Stacking Trolley. The Intellect Wave Cantilever Frame Chairs are stackable to 8 high, or 10 high on the Intellect Wave Mobile Stacking Trolley.

Standard Features

- ✓ Elliptical, lightweight steel tube frame
- ✓ Textured, scratch-resistant polypropylene seat
- ✓ Black nylon glides

Optional Upgrades

- A. Wire storage rack for underside of chairs
- B. Writing Tablet (left-handed or right-handed)

 Please specify your Chair Colour from the options shown overleaf.

 Please specify your Chair Frame Paint Finish from the options shown overleaf.



Intellect Wave



Polypropylene Task Chair

5B-G w625 d625 h775-900 £POA



Polypropylene Task Chair with Upholstered Seat Pad

5D-G-FB1 w625 d625 h775-900 £POA



Polypropylene Task Chair with Upholstered Seat Pad & Back

5F-G-FB1 w625 d625 h775-900 £POA

Intellect Wave



Polypropylene Task Armchair

5C-G w625 d625 h775-900 £POA



Polypropylene Task Armchair with Upholstered Seat Pad

5E-G-FB1 w625 d625 h775-900 £POA



Polypropylene Task Armchair with Upholstered Seat Pad & Back

5G-G-FB1 w625 d625 h775-900 £POA

Please note: All Intellect Wave Chairs shown above have a seat height of 420mm-545mm.



Standard Features

- ✓ 125mm of pneumatic height adjustability
- ✓ Textured, scratch-resistant polypropylene seat
- ✓ Swivelling seat with gas lift



Please specify your Chair and Stool Colour from the options shown to the right.



Please specify your Seating Fabric from the Finishes pages.

Optional Upgrades

- A. Optional tilt mechanism

Intellect Wave

Chair Colour options:

Nordic Blue	Ultra Blue	Sky Blue	Splash	Surf's Up	Grass Green	Zesty Lime	Rubber Ducky	Nemo
Cayenne	Poppy Red	Mardi Gras	Purple Haze	Black	Chocolate	Misty Brown	Flannel	Blue Grey
Warm Grey	Cool Grey	Sand	Light Tone	Wet Sand	Cottonwood			

Chair Frame Paint options:

Nordic Blue	Ultra Blue	Sky Blue	Splash	Surf's Up	Grass Green	Zesty Lime	Rubber Ducky	Nemo
Cayenne	Poppy Red	Mardi Gras	Purple Haze	Black	Chocolate	Misty Brown	Flannel	Blue Grey
Warm Grey	Cool Grey	Sand	Light Tone	Wet Sand	Cottonwood	Chrome	Silverlight Metallic	Champagne Metallic



Intellect Wave Polypropylene Chairs with Cantilever Frame.



Standard Features

- ✓ 125mm of pneumatic height adjustability
- ✓ Textured, scratch-resistant polypropylene seat
- ✓ Swivelling seat with gas lift

Optional Upgrades

- A. Optional tilt mechanism



Please specify your Chair Colour from the options shown above.



Please specify your Seating Fabric from the Finishes pages.



Affinity Chair

Tamper Resistant Chair



Tamper Resistant Chair

PS4061	w480 d480	£POA
--------	-----------	------

Affinity



Four Legged Chair

AF1	w425 d370 h485 sh260	£POA
AF2	w425 d370 h535 sh310	£POA
AF3	w425 d370 h575 sh350	£POA
AF4	w518 d490 h696 sh380	£POA
AF5	w518 d490 h746 sh430	£POA
AF6	w518 d490 h776 sh460	£POA

Affinity Chair Colour options:



Affinity Chair Frame Paint options:




Please note: The Tamper Resistant Chair has a seat height of 440mm-580mm.

Standard Features

- ✓ High quality steel frame and polypropylene shell (Affinity)

Optional Upgrades

- A. Upholstered seat pad and back (Affinity)
- B. Chair linking device (Affinity)

 Please specify your Chair Colour from the options shown above.

 Please specify your Seating Fabric from the Finishes pages.



Offering comfort, stackability, arm and writing tablet options, it's easy to see why the versatile **Flipper** range of chairs is one of our top sellers.



MULTI-PURPOSE SEATING

Flipper



Upholstered Meeting Chair

F1C w540 d560 h815 sh480 £POA



Upholstered Chair with Writing Tablet

F1CT w640 d720 h815 sh480 £POA



Chair Transportation Trolley

FTT w610 d130 h1070 £POA



Upholstered Flipper Chairs with Writing Tablet.

Please note: Price shown is for Fabric Band B upholstery.



Standard Features

- ✓ Flat sided oval tube frame
- ✓ Polypropylene seat and backrest
- ✓ Stackable to 5 high (except chair with tablet)



Please specify your Seating Fabric from the Finishes pages.

Optional Upgrades

- A. Chrome frame
- B. Linking device

With classic forms and a range of easy to use adjustment controls available, the popular **Veyron** range provides excellent entry level task chair features.



Veyron



Medium Back Chair

VEHB-PCBL-BB	£POA
w460 d560 h910-1020 sh450-560	

Upholstered seat and back with permanent contact back, manual back height adjustment, and black nylon base on castors. No arms.

High Back Chair

VEEH-PCBL-BB	£POA
w460 d560 h995-1105 sh450-560	

Upholstered seat and back with permanent contact back, manual back height adjustment, and black nylon base on castors. No arms.

Veyron - Optional Upgrades

-AB

Aluminium Base +£POA

-D1

11" Draftsman Base +£POA

-D5

15" Draftsman Base +£POA

-SA

Static Arm +£POA

-AA

Adjustable Arm +£POA

-FA

Adjustable Folding Arm +£POA

Please note: Prices shown are for Fabric Band B upholstery.
Please contact us for more details on how to order Veyron optional upgrades.

Standard Features

- ✓ 2 back heights with manual height adjustment
- ✓ Double curvature seat with waterfall front and protective under pan

Please specify your Seating Fabric from the Finishes pages.

Optional Upgrades

- A. Choice of 3 arm styles
- B. Seat depth slide and pump up lumbar support
- C. Aluminium and draftsman bases



The **Veyron M** task chair offers a comfortable, breathable mesh back style with intuitive adjustment controls – allowing excellent back profile support.



Veyron M



Mesh Back Chair


VEMSB-PCBL-BB

£POA

w460 d560 h940-1050 sh450-560

Upholstered seat pad and mesh back with permanent contact back, manual back height adjustment, and black nylon base on castors. No arms.

Veyron M - Optional Upgrades



Please note: Prices shown are for Fabric Band B upholstery.
Please contact us for more details on how to order Veyron M optional upgrades.

Standard Features

- ✓ Mesh back with manual height adjustment
- ✓ Double curvature seat with waterfall front and protective under pan



Please specify your Seating Fabric from the Finishes pages.

Optional Upgrades

- A. Choice of 3 arm styles
- B. Seat depth slide and pump up lumbar support
- C. Asynchro mechanism rated to 150kg



Combining sharp styling with ergonomic benefits, the **Xyrato** task seating range delivers great comfort and functionality with a suitably sleek appearance.



Xyrato



High Back Chair

XYSH-PCBL-BB

w510 d630 h940-1070 sh440-570

£POA

Upholstered seat and back, PCBL permanent contact back by lever, ratchet back height adjustment, and black nylon base on castors. No arms.

Extra High Back Chair

XYSE-PCBL-BB

w510 d650 h1000-1130 sh440-570

£POA

Xyrato Extra High Back Upholstered Chair, 3 lever independent mechanism, ratchet back height adjustment, seat slide, pump up lumbar, adjustable head rest and black nylon base on castors. No arms

Extra High Back Chair with Headrest

XYSEH-PCBL-BB

w510 d650 h1170-1300 sh440-570

£POA

Xyrato Extra High Back Upholstered Chair, 3 lever independent mechanism, ratchet back height adjustment, seat slide, pump up lumbar and black nylon base on castors. No arms

Xyrato - Optional Upgrades

-SA



Static Arm +£POA

-AA



Adjustable Arm +£POA

-FA



Adjustable Folding Arm +£POA

-AB



Aluminium Base +£POA

-SS



Seat Slide (52mm) +£POA

Please contact us for more details on how to order Ergo optional upgrades.

Standard Features

- ✓ Upholstered seat and back pad
- ✓ Ratchet back height adjustment
- ✓ Black nylon base on castors

Please specify your Seating Fabric from the Finishes pages.

Optional Upgrades

- A. Choice of 3 arm styles and 3 mechanisms
- B. Seat depth slide and pump up lumbar support
- C. Aluminium Base



Tavaris features a smart, breathable mesh back with posture support and integrated adjustable lumbar pad – as well as a full synchro recline mechanism.

JOIN IN
SPEAK UP
BE MORE



Tavaris Task Chair with Adjustable Folding Arms. Also shown is Align Rectangular Desking.

Tavaris



Mesh Back Chair with Headrest

TA2MH-SN-BB	£POA
w510 d665 h1135-1265 sh440-570	

Upholstered seat pad, mesh back, headrest, synchro mechanism, locking control, lumbar support, black nylon base on castors. No arms.

Mesh Back Chair

TA2M-SN-BB	£POA
w510 d630 h840-1065 sh440-570	

Upholstered seat pad, mesh back, synchro mechanism, locking control, lumbar support, black nylon base on castors. No arms.

Tavaris - Optional Upgrades

-RA




Ring Arm +£POA

-AA



Adjustable Arm +£POA

-FA



Adjustable Folding Arm +£POA

-AB



Synchro with Seat Slide +£POA

-AB




Aluminium Base +£POA

Please note: Prices shown are for Fabric Band B upholstery.
Please contact us for more details on how to order Tavaris optional upgrades.

Standard Features

- ✓ Mesh back with adjustable lumbar adjustment
- ✓ Synchro mechanism with retractable side tension and locking controls rated to 150kg

 Please specify your Seating Fabric from the Finishes pages.

Optional Upgrades

- A. Choice of 3 arm styles
- B. Adjustable headrest
- C. Aluminium base



Folding Chairs



Economy Polypropylene Folding Chair (Pack of 8)

CF40000	(Blue)	w450 d550 h820	£POA
CF40001	(B'gndy)	w450 d550 h820	£POA
CF40002	(C'coal)	w450 d550 h820	£POA
CF40003	(Black)	w450 d550 h820	£POA



Comfort Polypropylene Folding Chair (Pack of 8)

CF40011	(Blue)	w450 d490 h820	£POA
CF40010	(B'gndy)	w450 d490 h820	£POA
CF40012	(C'coal)	w450 d490 h820	£POA
CF40022	(Black)	w450 d490 h820	£POA




Comfort Steel Folding Chair with Upholstered Seat Pad (Pack of 4)

CF40095	(Blue)	w450 d550 h820	£POA
CF40096	(B'gndy)	w450 d550 h820	£POA
CF40097	(C'coal)	w450 d550 h820	£POA



Chair Colour options:



Please note: The Comfort Steel Folding Chair with Upholstered Seat Pad isn't available in Black. All Folding Chairs shown above have a seat height of 450mm.

Standard Features

- ✓ Strong, lightweight construction
- ✓ Horizontal interlocking design ensures that a stack of chairs stay vertical and stable



Please specify your Chair Colour from the options shown above.

Folding Chair Trolleys



Folding Chair Dolly

CF40045 w470 d1130 h1500 £POA

Suitable for holding up to 40x Economy Polypropylene Chairs, or 40x Comfort Economy Polypropylene Chairs.



High Hanging Folding Chair Trolley (2 Row)

XH40032A-136 w1350 d1250 h2300 £POA

XH40032A-72 w1350 d1250 h2300 £POA

Suitable for holding up to 136x Polypropylene Chairs, or 72x Comfort Steel Chairs.



High Hanging Folding Chair Trolley (3 Row)

XH40033A-108 w1350 d1750 h2300 £POA

XH40033A-204 w1350 d1750 h2300 £POA

Suitable for holding up to 204x Polypropylene Chairs, or 108x Comfort Steel Chairs.

Folding Chair Trolleys



Low Hanging Folding Chair Trolley (3 Row)

XH40031A-102 w1350 d1750 h1220 £POA

XH40031A-54 w1350 d1750 h1220 £POA

Suitable for holding up to 102x Polypropylene Chairs, or 54x Comfort Steel Chairs.



Low Hanging Folding Chair Trolley (2 Row)

XH40032A-36 w1350 d1250 h1220 £POA

XH40032A-68 w1350 d1250 h1220 £POA

Suitable for holding up to 68x Polypropylene Chairs, or 36x Comfort Steel Chairs.

Please note: Both High Hanging Chair Trolleys require a minimum clearance height of 2.3 metres.



Standard Features

- ✓ Supplied with one 5 metre strap (Chair Dolly)
- ✓ Black steel construction, with castors
- ✓ Utilises minimal floor space

Optional Upgrades

- A. Additional 5 metre strap for Chair Dolly

Sleek, comfortable and versatile, **Novarra** is designed for use in a wide range of settings, including cafés, auditoria, conference facilities and meeting rooms.



Novarra Polypropylene Chairs. Also shown are Genoa T Square Tables, and Novarra Polypropylene High Stools.

Novarra



Polypropylene Chair

NOVMXP1A w580 d490 h830 £POA



Polypropylene High Stool

NOVGXP1A w600 d490 h1070 £POA



Mobile Stacking Trolley

NXP (Black only) w660 d760 h570 £POA



Novarra Polypropylene High Stools.

Chair Colour options:



Please note: The Novarra Chair has a seat height of 460mm, the Novarra High Stool has a seat height of 720mm. The Novarra Mobile Stacking Trolley holds up to 45 Polypropylene Novarra Chairs, or 30 Upholstered Novarra Chairs.

Standard Features

- ✓ Polypropylene fibreglass construction
- ✓ Robust tubular chrome steel frame
- ✓ Fully stackable

Optional Upgrades

- A. Writing Tablet (left or right-hand available)
- B. Upholstered seat pad and back
- C. Linking feet available

Please specify your Chair Colour from the options shown above.





Loola Four Legged Chairs. Also shown are Velistra Circular Tables, and Valta Sofas.



Ice



Polypropylene Café Chair

Polypropylene Bar Stool

MN01A w500 d560 h870 £POA

GN01A w560 d560 h1200 £POA



Ice Polypropylene Café Chairs.

Chair and Stool Colour options:

Black	Light Grey	Green
Red	Blue	Sand
White		

Please note: Ice chair and stool colour options only apply to the outer part of the seat shell. The inner part of the seat shell is available in white only. The Ice Café Chair has a seat height of 470mm, and the Ice Bar Stool has a seat height of 735mm.

Standard Features

- ✓ Polypropylene and fibreglass dual colour shell
- ✓ Chrome steel frame, with nylon glides
- ✓ Stackable to 6 high (Café Chair only)



Please specify your Chair and Stool Colour from the options shown above.



Paris



Low Stool

PARIS2-GM w400 d400 h450 £POA



High Stool

PARIS3-GM w465 d465 h745 £POA

Poppy



Armchair with fabric seatpad

62818/61573 w570 d580 h735 £POA

Poppy white polypropylene armchair with steel skid base frame and grey fabric seat pad (seat height 580mm).



Standard Features

- ✓ Polished pressed steel frame (Paris)

Outdoor Chairs



Villa Side Chair

65118 w560 d570 h855 £POA

The Villa Side Chair features a horizontal, slat back design accompanied with an EPC Aluminium frame. Stackable 4 high.



Villa Armchair

65119 w550 d610 h770 £POA

The Villa Armchair features a horizontal, slat back design accompanied with an EPC Aluminium frame.



Villa Square Dining Table

ALU-DIA w800 d800 h750 £POA

The Villa Square Dining Table is slatted table top, with a robust EPC aluminium frame.

Outdoor Chairs



Vienna Side Chair

62762 w500 d580 h790 £POA

The Vienna Side Chair features a resin weave back accompanied with an aluminium frame.



Vienna Armchair

60491 w560 d580 h780 £POA

The Vienna Armchair features a resin weave back accompanied with an aluminium frame which combine to create a fashionable and robust outdoor chair.

Please note: All Villa Chairs shown above have a seat height of 450mm, Vienna Side Chairs have a seat height of 460mm and Vienna Armchairs have a seat height of 455mm.

Standard Features

- ✓ EPC aluminium frame
- ✓ Stackable to 4 chairs high



Shoreditch



Breakout Chair

SHORE-FK w450 d490 h755 £POA

Beech K frame polypropylene chair



E-Frame Chair

ZNT2 w480 d495 h820 £POA

E frame polypropylene chair with skid base.
Stacks 6 high.

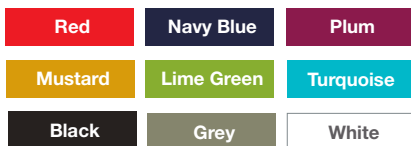


E-Frame Stool

ZNT4 w555 d530 h1080 £POA

E frame polypropylene stool with skid base.

Chair and Stool Colour options:



Please note: The Shoreditch Breakout Chair and E frame Chair have a seat height of 450mm, The E Frame Stool has a height of 750mm.

Standard Features

- ✓ Black steel rod support frame (Shoreditch E Frame)
- ✓ Tapered, polished beech legs (Shoreditch K Frame)



Please specify your Stool and Chair Colours from the options shown above.



Kor is a fun range of lightweight and durable soft seating modules that can work as individual seat units or in groups to create engaging breakout seating spaces.



Kor



Circular Single Seat

KOR-DA w440 d440 £POA



Circular Double Seat

KOR-DDA w840 d840 £POA



Square Single Seat

KOR-SQ w420 d420 £POA

Kor



Square Double Seat

KOR-DSQ w840 d840 £POA



Rectangular Seat

KOR-REC w840 d420 £POA



Square Double Seat

KOR-4WE w635 d420 £POA

Please note: All Kor Seating has a height of 410mm.



Standard Features

- ✓ Fully upholstered seat unit
- ✓ Fitted with self-levelling glides



Please specify your Seating Fabric from the Finishes pages.

Optional Upgrades

- A. Module connectors
- B. Contrasting colour side panels
- C. Lockable castors (Rectangular & Square Kor)

Kor



Torus 60° Shape 2 Seater

KOR-TOR-60 w850 d460 £POA



Circular Double Seat with 1 Bite

KOR-BITE1 w855 d855 £POA



Circular Double Seat with 2 Bites at 90°

KOR-BITE2-90 w855 d855 £POA

Kor



Circular Double Seat with 2 Bites at 180°

KOR-BITE2-180 w855 d855 £POA



Circular Double Seat with 3 Bites at 120°

KOR-BITE3-120 w855 d855 £POA



Semi-Circular Double Seat

KOR-SEMI w855 d435 £POA

Please note: All Kor Seating has a height of 410mm.



Standard Features

- ✓ Fully upholstered seat unit
- ✓ Fitted with self-levelling glides



Please specify your Seating Fabric from the Finishes pages.

Optional Upgrades

- A. Module connectors
- B. Contrasting colour side panels
- C. Lockable castors (Rectangular & Square Kor)

SEATING

SOFT SEATING

Kor



Segment 1 Single Seat

KOR-SEG1 w820 d435 £POA



Segment 2 Single Seat

KOR-SEG2 w750 d435 £POA



Segment 3 Single Seat

KOR-SEG3 w780 d435 £POA

Kor



Quadrant Single Seat

KOR-QUAD w435 d435 £POA



DNA 3 Single Seat

DNA3 w410 d655 £POA



Cross Shape Four Seater

KOR-CROSS w1260 d1260 £POA

Please note: All Kor Seating has a height of 410mm.



Standard Features

- ✓ Fully upholstered seat unit
- ✓ Fitted with self-levelling glides



Please specify your Seating Fabric from the Finishes pages.

Optional Upgrades

- A. Module connectors
- B. Contrasting colour side panels
- C. Lockable castors (Rectangular & Square Kor)






The ultimate in Sofa personalisation, **Valta** offers a huge number of possibilities – whatever your requirement, Valta will help ensure you create your perfect space.



Valta 5-Seater Corner Sofa. Also shown is a Hat and Coat Stand.

Valta



Single Seater Sofa

VAL-P1-S2-M1 w920 d755 £POA

Fully upholstered 1 Seater Sofa, with 170mm straight arms, and satin aluminium legs.

2.5-Seater Sofa

VAL-P2.5-S2-M1 w1505 d755 £POA


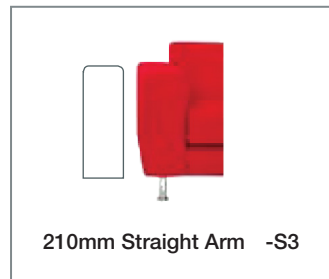
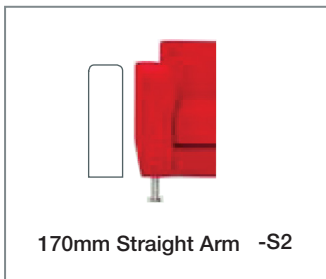
Fully upholstered wide 2 Seater Sofa, with 170mm straight arms, and satin aluminium legs.

5-Seater Corner Sofa

VAL-C5-S2-M1 w2090 d2090 £POA

Fully upholstered 5 Seater Corner Sofa, with 170mm straight arms, and satin aluminium legs.

Valta - Arm & Leg Shapes



Please note: All Valta Seating has a seat height of 470mm.
Please contact us for more details on how to order Valta Sofas.

Standard Features

- ✓ Fully upholstered
- ✓ 4 different arm shapes, 4 different leg shapes
- ✓ 16 different configurations, including tables



Please specify your Seating Fabric from the Finishes pages.

Optional Upgrades

- A. Upholstered stool with fixed cushion
- B. Freestanding table with laminate top
- C. Scatter cushions



Designed with open plan environments in mind, **Zyphora Booths** provide a defined space for individual focused work, as well as the ideal space for effective team collaboration.



SEATING

SOFT SEATING

Zyphora




1-Seater High Back Sofa

2-Seater High Back Sofa

ZYPH7-Hi w830 d725 h1505 £POA

ZYPH12-Hi w1330 d725 h1505 £POA

Zyphora Booth



4-Seater High Back Sofa Booth

ZYPH12-Hi-4SB-E w2250 d1330 h1505 £POA

Please note: All Zyphora and Zyphora Booths have a seat height of 470mm.



Standard Features

- ✓ Fully upholstered seat units and panels
- ✓ Fully integrated table, with chrome support leg
- ✓ Chrome tube legs

Optional Upgrades

- A. Fully integrated booth panel electrics
- B. Premium MFMDf finishes and contrasting edges
- C. Dual upholstery



Please specify your Seating Fabric from the Finishes pages.



Please specify your Table Top Wood Finish from the Finishes pages.

Lio is an all new, highly flexible and innovative modular furniture system, with endless configurations made possible through the furniture's easy Lio function.



Lio Reconfigurable High-Sided Soft Seating Units. Also shown is a Ferr Side Table.

SEATING

SOFT SEATING

Lio



Reconfigurable High-Sided Soft Seating Unit

LIOST-HI w1240 d710 h1350 £POA



Reconfigurable High-Sided Touchdown Unit

LIOTD-HI w1430 d630 h1350 £POA

COMING SOON
Our Lio range is currently unavailable - contact us on 0191 389 1888 for upcoming availability

Ferr



Side Table

FERR w510 d315 h650 £POA



Please note: The Lio Reconfigurable High-Sided Soft Seating Unit has a seat height of 480mm. Lio is only available upholstered in Camira Blazer fabric.



Standard Features

- ✓ Fully upholstered, Lioped back panels (Lio)
- ✓ Adjustable, self-levelling feet at all corners (Lio)
- ✓ 18mm slimline MFMDf table top (Ferr)

Optional Upgrades

- A. Dual upholstery (Lio)
- B. 18mm slimline laminate table top (Ferr)



Please specify your Seating Fabric from the Camira Blazer range
Please specify your Table Top Wood Finish from the Finishes pages.
Please specify your Table Frame Paint Finish from the Finishes pages.







Ava Lounge Chairs with Cantilever Base. Also shown with circular base.

Ava



Fully upholstered Lounge Chair with Four Star swivelling Chrome Base

AVA-4B-CHR w660 d570 h730 £POA



Fully upholstered Lounge Chair with Flat Chrome Base

AVA-GB w660 d570 h730 £POA



Fully Upholstered Lounge Chair with Four Legged Base

AVA-4L w660 d570 h730 £POA

Ava



Fully Upholstered Lounge Chair with Cantilever Base

AVA-TB w660 d570 h730 £POA



Ava Lounge Chairs with Four Star Base

Please note: All Ava Seats have a seat height of 470mm.

Standard Features

- ✓ Fully upholstered seat shell
- ✓ Choice of base styles



Please specify your Seating Fabric from the Finishes pages.

Optional Upgrades

A. Huge range of fabric and vinyl options available on request



The **Vola** range has a minimalist aesthetic, whilst the distinctive curved seat style means that it's as comfortable as it looks.



Vola



Fully Upholstered Chair with Chrome Skid Base

VOLA50 w580 d630 h710 £POA



Fully Upholstered Chair with Four Star Aluminium Base

VOLA40 w580 d630 h710 £POA



Fully Upholstered High Bar Stool with Chrome Skid Base

VOLA90 w415 d590 h970 £POA



Vola Chairs with Chrome Skid Base.

Please note: The Vola Chairs have a seat height of 410mm, the Vola High Bar Stool has a seat height of 780mm.



Standard Features

- ✓ Fully upholstered
- ✓ Tubular chrome steel frame

Optional Upgrades

A. Huge range of fabric and vinyl options available on request



Please specify your Seating Fabric from the Finishes pages

Providing relaxed comfort with roomy proportions, **Talz** features an upholstered backrest 'plateau' that allows the user to stay comfortable while varying their position.



SEATING

SOFT SEATING

Talz



1-Seater Easy Chair

TALZ-1 w610 d820 h775 £POA

2-Seater Easy Sofa

TALZ-2 w1210 d820 h775 £POA

Rectangular Coffee Table

TALZ-9060REC w900 d600 h420 £POA




Talz Seating with optional fluted upholstery.

Please note: All Talz Seating has a seat height of 420mm.



Standard Features

- ✓ Fully upholstered seat and back
- ✓ 36mm MFMDf top with 2mm ABS edge (Table)
- ✓ Epoxy painted steel tube skid frame



- Please specify your Seating Fabric from the Camira Blazer range
- Please specify your Table Top Wood Finish from the Finishes pages.
- Please specify your Table Frame Paint Finish from the Finishes pages.

Optional Upgrades

- A. Fluted upholstery (as shown above left)
- B. Armchairs and sofas also available

BRS



Upholstered Chair

BRS w575 d710 h740 £POA



Upholstered Chair with Left Arm

BRS-L w625 d710 h740 £POA



Upholstered Chair with Right Arm

BRS-R w625 d710 h740 £POA

BRS



Upholstered Armchair

BRSA w650 d710 h740 £POA



Upholstered 2-Seater Sofa

BRS-2 w1210 d710 h740 £POA



Upholstered 3-Seater Sofa

BRS-3 w1950 d710 h740 £POA

Please note: All BRS Seating Units shown above have a seat height of 400mm.



Standard Features

- ✓ Fully upholstered units



Please specify your Seating Fabric from the Finishes pages.

Optional Upgrades

- A. Dual upholstery (as shown above)

BRS



Upholstered Corner Unit

BRSC w670 d670 h740 £POA

BRS



Upholstered Concave Segment

BRSM w570 d720 h740 £POA

Upholstered Concave Segment with Left Arm

BRSM-L w610 d720 h740 £POA

Upholstered Concave Segment with Right Arm

BRSM-R w610 d720 h740 £POA

Please note: All BRS Seating Units shown above have a seat height of 400mm.



Standard Features

- ✓ Fully upholstered units



Please specify your Seating Fabric from the Finishes pages.

Optional Upgrades

- A. Dual upholstery (as shown above)

BRS



Upholstered Convex Segment

BRSF w610 d720 h740 £POA



Upholstered Convex Segment with Left Arm

BRSF-L w650 d720 h740 £POA



Upholstered Convex Segment with Right Arm

BRSF-R w650 d720 h740 £POA

BRS



Upholstered Armchair

BTSW w620 d620 h330 £POA



Please note: All BRS Seating Units shown above have a seat height of 400mm.

Standard Features

- ✓ Fully upholstered units
- ✓ Coffee Table has Oak wooden top



Please specify your Seating Fabric from the Finishes pages.

Optional Upgrades

- A. Dual upholstery (as shown above)



Sinuous - Adult Size



Upholstered Square Unit Adult Size

SIN-S w555 d600 h450 £POA



Upholstered Square Unit with Backrest Adult Size

SIN-SB w555 d600 h710 £POA



Upholstered Angled Unit Adult Size

SIN-A w590 d580 h450 £POA

Sinuous - Adult Size



Upholstered Angled Unit with Backrest Adult Size

SIN-AB w590 d580 h710 £POA



Upholstered Double Square Unit Adult Size

DSIN-S w1075 d600 h450 £POA



Upholstered Double Square Unit with Backrest Adult Size

DSIN-SB w1075 d600 h710 £POA

Please note: All BRS Seating Units shown above have a seat height of 400mm.



Standard Features

- ✓ Fully upholstered units
- ✓ Chrome glides



Please specify your Seating Fabric from the Finishes pages.

Optional Upgrades

- A. Dual upholstery (as shown above)

Sinuous - Adult Size



Upholstered Double Angled Unit Adult Size

DSIN-A w1075 d580 h450 £POA



Upholstered Double Angled Unit with Backrest Adult Size

DSIN-AB w1075 d580 h710 £POA

Sinuous - Junior Size



Upholstered Square Unit Junior Size

JSIN-S w555 d590 h290 £POA



Upholstered Square Unit with Backrest Junior Size

JSIN-SB w555 d590 h570 £POA



Upholstered Angled Unit Junior Size

JSIN-A w520 d570 h290 £POA

Please note: All Adult Size Sinuous Seating Units shown above have a seat height of 450mm. All Junior Size Sinuous Seating Units shown above have a seat height of 290mm.

Standard Features

- ✓ Fully upholstered units
- ✓ Chrome glides



Please specify your Seating Fabric from the Finishes pages.

Optional Upgrades

- A. Dual upholstery (as shown above)



Sinuous - Junior Size



Upholstered Angled Unit with Backrest Junior Size

JSIN-AB w520 d570 h570 £POA



Upholstered Double Square Unit Junior Size

DJSIN-S w950 d590 h290 £POA



Upholstered Double Square Unit with Backrest Junior Size

DJSIN-SB w950 d590 h570 £POA

Sinuous - Junior Size



Upholstered Double Angled Unit Junior Size

DJSIN-A w950 d570 h290 £POA



Upholstered Double Angled Unit with Backrest Junior Size

DJSIN-AB w950 d570 h570 £POA

Please note: All Junior Size Sinuous Seating Units shown above have a seat height of 290mm.



Standard Features

- ✓ Fully upholstered units
- ✓ Chrome glides



Please specify your Seating Fabric from the Finishes pages.

Optional Upgrades

- A. Dual upholstery (as shown above)

Pacman



Upholstered Concave Single Seat Unit

PK1 w660 d725 h470 £POA



Upholstered Concave Double Seat Unit

PK2 w595 d725 h470 £POA



Single Round Seat Unit

PK3 w725 d725 h470 £POA

Pacman



Upholstered Concave Single Seat Unit with Backrest Right-Handed

PK1B-R w650 d725 h730 £POA



Upholstered Concave Single Seat Unit with Backrest Left-Handed

PK1B-L w650 d725 h730 £POA



Upholstered Concave Double Seat Unit with Backrest

PK2B w595 d725 h730 £POA

Please note: All Pacman Seating Units shown above have a seat height of 470mm



Standard Features

- ✓ Fully upholstered units
- ✓ Chrome glides



Please specify your Seating Fabric from the Finishes pages.

Optional Upgrades

- A. Dual upholstery (as shown above)

Pacman



Single Round Seat Unit with Backrest

PK3B w725 d725 h730 £POA

Upholstered Round Table with Wooden Top

PK3W w725 d725 h435 £POA



Please note: The Pacman Seating Unit shown above has a seat height of 470mm.



Standard Features

- ✓ Fully upholstered units
- ✓ Coffee Table has Oak wooden top
- ✓ Chrome glides



Please specify your Seating Fabric from the Finishes pages.

Optional Upgrades

- A. Dual upholstery (as shown above)

Animal Bean Seats



Monkey & Lion Bean Bags

PRIMARY-MONKEY	w550 h420	£POA
PRIMARY-LION	w550 h420	£POA



Bazoo Caterpillar Bean Seat

PRIMARY-CATERPILLAR	L1900	£POA
---------------------	-------	------



Bazoo Crocodile Bean Seat

PRIMARY-CROC	L1620 h300	£POA
--------------	------------	------

Bean Bags



Extra Large Bean Bag

BEANBAGXL	w800 h1000	£POA
-----------	------------	------



Baz Bean Bag

PRIMARY-BAZBAG	h1000	£POA
----------------	-------	------



Bean Cube

PRIMARY-CUBE	w380 h380	£POA
--------------	-----------	------

Extra Large Bean Bag Colour options:



Baz Bean Bag Colour options:



Extra Large Bean Bag Colour options:



Please specify your Bean Bag Colour from the options shown above.

Standard Features

- ✓ Water Resistant Fabric (Animal Bean Seats)
- ✓ Easy wipe clean (Animal Bean Seats)
- ✓ 100% woven polyester (Extra Large Bean Bag)



Children's Seating



Soft Pods

PRIMARY-POD w650 h700 £POA

Pods Colour options:

Red

Pink

Blue



Hi Five Children's Single Seat

GEM012 w440 d470 h600 sh350 £POA



Hi Five Children's Upholstered Table with Beech Laminate Top

GEM014 w440 d470 h600 sh350 £POA

Children's Seating



Reading Corner Set

JF30210 w1020 d420 430h £POA



Kiddie Tub Chair

KIDDIE-TUB-JUNIOR w550 h280 £POA

KIDDIE-TUB-PRIMARY w550 h340 £POA

Kiddie Tub Chair Colour options:

Red

Pink

Orange

Blue

Yellow

Baby Blue

Lime Green

Please note: Prices shown are for Hi Five are Fabric Band B upholstery.

Standard Features

- ✓ Chrome Feet (Kiddie Tub Chair)
- ✓ Under seat storage (Reading Corner Set)

Please specify your Soft Pod - Tub Chair Colour from the options above.



Lunar



Small Circular Seat Unit

CU60280 w525 d525 h315 £POA



Small Square Seat Unit

CU60281 w520 d520 h315 £POA



Dogbone Seat Unit

CU60282 w760 d600 h315 £POA

Lunar



Kidney Seat Unit

CU60283 w700 d400 h315 £POA

Kiddy Cabby Seating



Upholstered Seating Unit

PS1047 w390 d530 h540 £POA




Upholstered Table Unit

PS1041 w515 d515 h295 £POA

Please note: Lunar Seating is only available in Mainline plus, Xtreme plus and Flamblend fabric ranges. Please contact your local ASM for more information. The Kiddy Cabby Seating has a seat height of 295mm.

Standard Features

- ✓ Fully upholstered modular units (Lunar)

 Please specify your Fabric Band from the Finishes pages (information above).



Children's Carpets



Children Of The World Carpet Rectangular

MAT060 w2000 d1500 £POA



Children Of The World Carpet Circular

MAT040 w2000 £POA



Weather Carpet Square

MAT030 w2000 £POA

Children's Carpets



Emotions Interactive Carpet Circular

MAT096 w2000 £POA



100 Square Multiplication Grid Carpet Square

MAT002 w2000 £POA



Under the Sea Corner Placement Carpet

MAT1039 w2000 £POA

Please note: All Children's Carpets shown above are crease resistant, featuring a unique Rhombus™ anti-skid Dura-Latex™ safety backing. They are also abrasion resistant, and laboratory rub tested to heavy duty standards.

Standard Features

- ✓ High quality heavy duty tufted pile carpet
- ✓ Anti-skid Dura-Latex™ safety backing
- ✓ Nylon twist soft textured finish





Donut Trolley



Donut Trolley with 12 Cushions

FN0080 w700 d360 h430 £POA

Children's Modular Seating



Magic Puzzle Seating

SP0093-P w1860 d1860 h300 £POA



Tessel 9 Modular Seating

SP2292 w990 d990 h300 £POA

Chameleon Easel



Chameleon Easel

JR30812 w900 d900 h1100 £POA

Easel Colour options:



Chelsea Kitchen Set



Chelsea Kitchen 5-Piece Set

PT239 4 x w400 d360 d630 £POA

Includes Microwave, Sink, Washer, Cooker and Fridge. Features include anti fingertrap hinges, safety perspex windows, and hard-wearing, scratch resistant, wipe clean melamine surfaces. (Microwave w400 d260 h200)



Boston Kitchen & Laundry Set

PT1393 see below for sizes £POA

Includes a rotating drum on the washing machine, wooden hot and cold taps and washing p bowl, pull-out dishwasher drawer, oven with pull-down opening door and shelf, and a microwave oven with push buttons.

Kitchen: w800 d400 h650
Laundry: w800 d400 h560



Standard Features

- ✓ M-Link magnetic connectivity (Tessel 9 Seating)
- ✓ Stain resistant vinyl (Children's Modular Seating)
- ✓ Handmade solid wood (Donut Trolley)

Please specify your Easel Colour from the options shown above.

Easels



Two-Sided Traditional Easel

PT15 w660 d630 h1020 £POA



Four-Sided Traditional Easel

PT16 w660 d630 h1020 £POA

Dressing Up Trolley



Mobile Dressing Up Trolley

PT287 w930 d450 h900 £POA

Mirror Den Set



Cosy Mirror Den Set

PT390 w980 d840 h810 £POA

3-Panel Sets



3-Panel House Set

PT275 w710 h1000 (each panel) £POA



3-Panel Castle Set

PT276 w710 h1000 (each panel) £POA

Please note: The 3-Panel House and Castle Set both fold away for easy storage.

Standard Features

- ✓ Solid wood frame (Easels)
- ✓ 4 drip-catcher trays to hold paints, etc. (Easels)
- ✓ Rounded corners (Dressing Up Trolley)



Modular Wooden Kitchen



Modular Kitchen in Beech

PT246	w1600 d400 h1200	£POA
-------	------------------	------

Mobile Shop & Theatre



Mobile Shop & Theatre

RE63	w770 d360 h1220	£POA
------	-----------------	------

SeaWeenies Sand & Water



SeaWeenies Sand & Water Play Tray

SWTRAYBLUE	w980 d756 h177	£POA
SWTRAYCLEAR	w980 d756 h177	£POA



5-Pack of SeaWeenies Toys

SW4TOYPACK	£POA
------------	------

Includes Stella the Starfish Water Wheel, Ollie the Wobbly Octopus, Toby the Tippy Turtle, and The Finn Family Fishing Set.



Musical Instruments Trolley

EF6004BEECH	w1255 d560 h790	£POA
-------------	-----------------	------

Please note: The SeaWeenies Sand & Water Play Tray has a usable depth of 167mm, and the yellow steel frame is height adjustable from 440mm-650mm. Designed for ages 3 and older.

Standard Features

- ✓ ABS plastic with inset lid (Sand & Water Tray)
- ✓ 4 lockable castors (Mobile Shop & Theatre)
- ✓ Anti finger-trap hinges (Modular Kitchen)



ADDITION



Bespoke Auditorium Seating. Also shown is a Lectern with Sloping Top.

MS



Lecterns



Lectern with Flat Top

AM-000-0129 w710 d550 h1077 £POA



Lectern with Sloping Top

AM-000-0244-A w704 d525 h1077 £POA



Donald Fixed Height Lectern

DNLD w500 d500 h1170 £POA

Drying Racks



A3 Desktop Drying Rack with 20 Trays

MD30130 w750 d500 h360 £POA



A3 Freestanding Drying Rack with 40 Trays

MD30131 w750 d500 h650 £POA



A1 Drying Rack with 25 Trays

A390-342 w1200 d800 h1030 £POA

Please note: Prices shown are for a standard MFMDF Finish.

Standard Features

- ✓ Laser cut steel base (Donald)
- ✓ 18mm MFMDF angled reading board (Donald)
- ✓ Lockable cupboard (Flat & Sloping Top Lectern)



Please specify your Donald Lectern Wood Finish from the Finishes pages



Please specify your Donald Lectern Paint Finish from the Finishes pages.

Optional Upgrades

A. Premium MFMDF finishes, contrasting edges and Laminate options available for Donald Lectern



Waste & Recycling Bins



Waste Bin with Lid and Clips
90 Litre Capacity

015462	w500 d500 h1170	£POA
--------	-----------------	------



Flip Top Waste Bin
54 Litre Capacity

24285	w320 d410 h685	£POA
-------	----------------	------

Flip Top Bin Colour options:



Set of 3 Recycling Bins
54 Litre Capacity (each)

7207784B (Bin)	w725 d725 h830	£POA
7207784L (Bin Lid)		£POA

Waste & Recycling Bins



Plastic Waste Bin
15 Litre Capacity

KF01127 (Blue)	£POA
KF01124 (Black)	£POA
KF01128 (Red)	£POA

Medical Partition Screen



Offton Medical Partition Screen

OFFTON-EPX (Painted Frame)	£POA
OFFTON-POLY (Poly Curtains)	£POA
OFFTON-PLAS (Plastic Curtains)	£POA

First Aid Couch



First Aid Examination Couch

VIC1-FFS	w1945 d610 h810	£POA
----------	-----------------	------

Please specify your Flip Top Bin Colour from the options shown above.



LapCabby



TabCabby 32H Compact Charge Only (No Sync Capability)

TABCAB32HC w840 d437 h1030 £POA



LapCabby 32H Charge Only (No Sync Capability)

LAP32H w1291 d703 h1215 £POA

Wall Clock



Classic Round Wall Clock 250mm Diameter

149190 £POA

TabCabby & LapCabby Handle and Tray Colour options:

Orange

Blue

Lime

Purple

Charcoal

Leaflet Dispenser



Static Leaflet Dispenser

4150 w256 d340 h1620 £POA



3-Sided Freestanding Carousel Leaflet Dispenser

4424 w550 d550 h1780 £POA



Wall Mounted Leaflet Dispenser

4637 w502 d83 h530 £POA

Please note: The TabCabby 32H Compact can store and charge up to 32 Tablets with or without protective cases. The LapCabby 32H can store and charge up to 32x 19" Laptops. The Wall Mounted Leaflet Dispenser has 6x A4 pockets. The 3-Sided Freestanding Carousel Leaflet Dispenser has 18x interchangeable A4 brochure display pockets.

Standard Features

- ✓ Sliding trays for horizontal storage (LapCabby)
- ✓ Silent air circulation, and fitted with Power 7 Energy Management System (LapCabby)

Optional Upgrades

- A. Ability to sync (TabCabby and LapCabby)

Please specify your Handle and Tray Colour from the options shown above.



Whiteboard Steps



Single Whiteboard Step

SINGLE-WB w1800 d510 h300 £POA



Double Whiteboard Step

DOUBLE-WB w1800 d360 h400 £POA

Please note depth for double steps is with lower step retracted.



Single Whiteboard Step with Tray Storage

SINGLE-WB-TRAY w1800 d510 h300 £POA



Double Whiteboard Step with Tray Storage

DOUBLE-WB-TRAY w1800 d510 h405 £POA

Tray Colour options:

Translucent	Magnolia	Pale Blue	Pale Green	Pale Yellow	Pale Pink
Light Grey	Silver	Charcoal	Beige	Tan Brown	Maroon
Mushroom	Dark Brown	Jet Black	Flame Red	Yellow	Orange
Fuchsia Pink	Plum	Midnight Blue	Royal Blue	Cyan Blue	Steel Blue
Forest Green	Grass Green	Olive Green	Lime Green	Blueberry	Lemon Jelly
Kiwi Jelly	Grape Jelly	Strawberry			

Carpet Colour options:

- Grey
- Blue

Standard Features

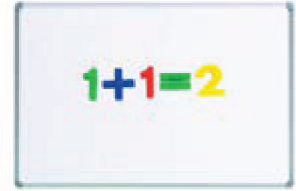
- ✓ 18mm dual-faced MDF construction
- ✓ Carpeted non-slip surface



Please specify your Tray Colour from the options shown above.
 Please specify your Carpet fabric colour from the options shown above
 Please specify your Wood Finish from the Finishes pages.



Boards



Aluminium Framed MF-MDF Dry Wipe Board

NDRYFRESHA1209	w1200 h900	£POA
NDRYFRESHA1212	w1200 h1200	£POA
NDRYFRESHA1512	w1500 h1200	£POA
NDRYFRESHA1812	w1800 h1200	£POA
NDRYFRESHA2412	w2400 h1200	£POA


Aluminium Framed Laminate Dry Wipe Board

NDRYGRADA1209	w1200 h900	£POA
NDRYGRADA1212	w1200 h1200	£POA
NDRYGRADA1512	w1500 h1200	£POA
NDRYGRADA1812	w1800 h1200	£POA
NDRYGRADA2412	w2400 h1200	£POA

Aluminium Framed Magnetic Dry Wipe Board

NDRYVITA1209	w1200 h900	£POA
NDRYVITA1212	w1200 h1200	£POA
NDRYVITA1512	w1500 h1200	£POA
NDRYVITA1812	w1800 h1200	£POA
NDRYVITA2412	w2400 h1200	£POA

Boards



Aluminium Framed Magnetic Dry Wipe Board with Music Rules

NDRYMUSA1209	w1200 h900	£POA
NDRYMUSA1212	w1200 h1200	£POA
NDRYMUSA1512	w1500 h1200	£POA
NDRYMUSA1812	w1800 h1200	£POA
NDRYMUSA2412	w2400 h1200	£POA

Mobile Swivel Non-Magnetic Whiteboard

1262	w1200 h1200	£POA
1264	w1800 h1200	£POA

Round Base Non-Magnetic Easel and Writing Board

95111	w740 h1060	£POA
-------	------------	------



Standard Features

- ✓ Locking Castors and Stability Bar (Swivel Whiteboard)

Boards



Mobile Dry Wipe Board


W3501212-DWDW	w1400 h2000	£POA
---------------	-------------	------



Conference Pro Flip Chart Easel

463770	w700 h1000-1920	£POA
--------	-----------------	------

Boards



Aluminium Framed Noticeboard with Non-Fabric Cover

NFBA1209	w1200 h900	£POA
NFBA1212	w1200 h1200	£POA
NFBA1512	w1500 h1200	£POA
NFBA1812	w1800 h1200	£POA
NFBA2412	w2400 h1200	£POA



Aluminium Framed Noticeboard with Fabric Cover

NF9CAMAC1209FRB	w1200 h900	£POA
NF9CAMAC1212FRB	w1200 h1200	£POA
NF9CAMAC1512FRB	w1500 h1200	£POA
NF9CAMAC1812FRB	w1800 h1200	£POA
NF9CAMAC2412FRB	w2400 h1200	£POA



Aluminium Framed Lockable Corridor Board with Fabric Cover

SAT1209	w1200 h900	£POA
SAT1212	w1200 h1200	£POA
SAT1512	w1500 h1200	£POA
SAT1812	w1800 h1200	£POA
SAT2412	w2400 h1200	£POA

Noticeboard Fabric options (for above):

Blue	Lilac	Red
Yellow	Green	Wheat
Charcoal	Orange	

Noticeboard Fabric options (for 2 products shown above):

Red	Graphite	Caspian	Barley Beige	Smokey Blue
Light Cream	Bottle Green	Oxford	Grey Green	Silver
Plum	Viridian Green	Black	Burgundy	Ochre
Green Felt	Silver Felt	Cherry Felt	Oxford Felt	



Please specify your relevant Noticeboard Fabric from the options above.

Standard Features

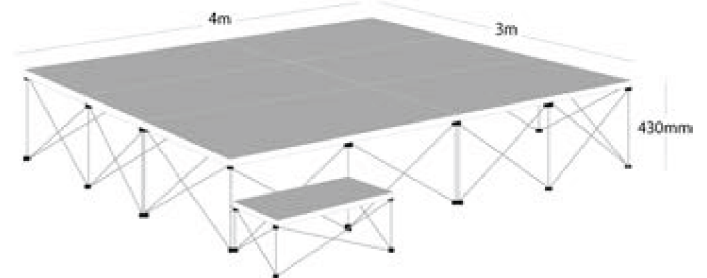
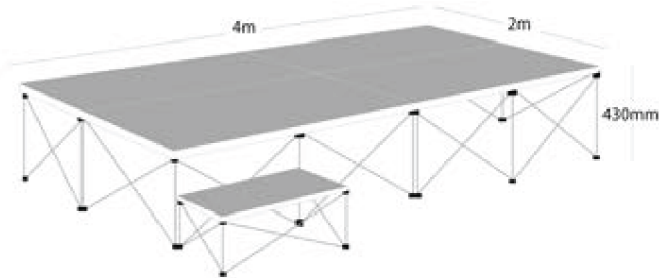
- ✓ Flame retardant (Noticeboards)
- ✓ Contains no toxic ingredients (Noticeboards)
- ✓ Pre-sanded, soft feel finish (Noticeboards)



Utilising lightweight aluminium for the supporting stage risers and stage deck frame, **Ultralight Staging** allows you to create a multitude of stage configurations.



Ultralight Staging



Ultralight Staging Package A

UL-PACKA-C	w4000 d2000 h430	£POA
+ULA070	(Valance for 3 sides of Package A, and Steps)	

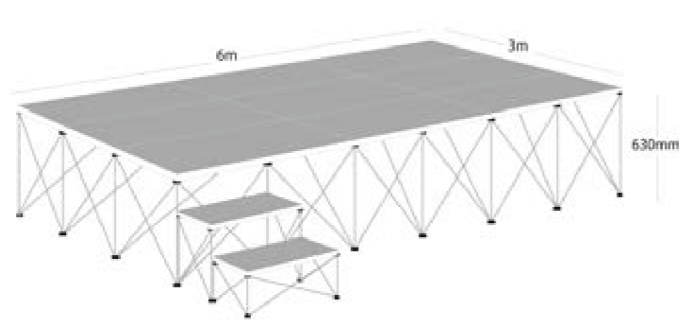
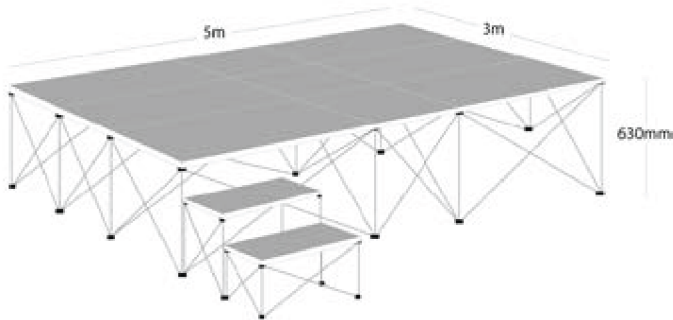
Includes 4x Stage Decks (2m), 1x Stage Deck (1m), 4x Stage Risers (2m), 1x Stage Riser (1m), and 2x Riser Clamps with Allen Key.

Ultralight Staging Package B

UL-PACKB-C	w4000 d3000 h430	£POA
+ULA071	(Valance for 3 sides of Package B, and Steps)	

Includes 6x Stage Decks (2m), 1x Stage Deck (1m), 6x Stage Risers (2m), 1x Stage Riser (1m), and 2x Riser Clamps with Allen Key.

Ultralight Staging



Ultralight Staging Package C

UL-PACKC-C	w5000 d3000 h630	£POA
+ULA072	(Valance for 3 sides of Package C, and Steps)	

Includes 6x Stage Decks (2m), 5x Stage Decks (1m), 6x Stage Risers (2m), 11x Stage Risers (1m), and 4x Riser Clamps with Allen Key.

Ultralight Staging Package D

UL-PACKD-C	w6000 d3000 h630	£POA
+ULA073	(Valance for 3 sides of Package D, and Steps)	

Includes 9x Stage Decks (2m), 2x Stage Decks (1m), 6x Stage Risers (2m), 11x Stage Risers (1m), and 4x Riser Clamps with Allen Key.

Ultralight Staging Deck Covering colours:



Ultralight Staging Valance colours:



Please specify your Staging Deck Colours from the options shown above

Please specify your Staging Valance Colours from the options shown above.

Standard Features

- ✓ Lightweight aluminium stage risers & deck frame
- ✓ Concertina aluminium risers can be quickly opened and secured with an allen key

Ultralight Staging



Ultralight Carpeted Deck and Stage Riser 2000mm Wide by 1000mm Deep

UL-AB60-C	(Carpeted Deck)	w2000 d1000	£POA
ULAB65	(Stage Riser)	w2000 d1000	

The Stage Risers are available in heights of 150mm, 200mm, 300mm, 400mm, and 600mm. Please specify your height when ordering.

Ultralight Carpeted Deck and Stage Riser 2000mm Wide by 520mm Deep

UL-AC60-C	(Carpeted Deck)	w2000 d520	£POA
ULAC65	(Stage Riser)	w2000 d520	

The Stage Risers are available in heights of 150mm, 200mm, 300mm, 400mm, and 600mm. Please specify your height when ordering.

Ultralight Staging



Ultralight Carpeted Deck and Stage Riser 1000mm Wide by 1000mm Deep

UL-BB60-C	(Carpeted Deck)	w1000 d1000	£POA
ULBB65	(Stage Riser)	w1000 d1000	

The Stage Risers are available in heights of 150mm, 200mm, 300mm, 400mm, and 600mm. Please specify your height when ordering.

Ultralight Carpeted Deck and Stage Riser 1000mm Wide by 520mm Deep

UL-BC60-C	(Carpeted Deck)	w1000 d520	£POA
ULBC65	(Stage Riser)	w1000 d520	

The Stage Risers are available in heights of 150mm, 200mm, 300mm, 400mm, and 600mm. Please specify your height when ordering.

Ultralight Staging Deck Covering colours:

- Anthracite Grey
- Chianti Red
- Sapphire Blue
- Moss Green



Please specify your Staging Deck Colours from the options shown above.

Standard Features

- ✓ Lightweight aluminium stage risers & deck frame
- ✓ Concertina aluminium risers can be quickly opened and secured with an allen key



Ultralight Staging



Ultralight Carpeted Deck and Stage Riser 520mm Wide by 520mm Deep

UL-CC60-C	(Carpeted Deck)	w520 d520	£POA
ULCC65	(Stage Riser)	w520 d520	

The Stage Risers are available in heights of 150mm, 200mm, 300mm, 400mm, and 600mm. Please specify your height when ordering.

Large Mobile Transportation Trolley

UL-A020	w1675 h745	£POA
---------	------------	------

Small Mobile Transportation Trolley

UL-A021	w875 h745	£POA
---------	-----------	------



Please specify your Staging Deck Colours from the options shown opposite.

Standard Features

- ✓ Lightweight aluminium stage risers & deck frame
- ✓ Concertina aluminium risers can be quickly opened and secured with an allen key



Staging



Rainbow Stage and Step

JS30450	(4x 2 Blocks)	w3005 d1540 h305	£POA
JS30451	(4x 2 Blocks)	w3005 d1540 h457	£POA
JS30452	(3x 3 Blocks)	w2300 d1540 h305	£POA
JS30453	(3x 3 Blocks)	w2300 d1540 h457	£POA
JS30454	(3x 4 Blocks)	w3050 d1540 h305	£POA
JS30455	(3x 4 Blocks)	w3050 d1540 h457	£POA
JS30456	(3x 5 Blocks)	w3800 d1540 h305	£POA
JS30457	(3x 5 Blocks)	w3800 d1540 h457	£POA
JS30008	(Single Step, for use with 305mm high Units)		£POA
JS30009	(Double Step, for use with 450mm high Units)		£POA

Rainbow Ramp Unit

JS30460	(For 305mm high Units)	£POA
JS30461	(For 457mm high Units)	£POA

Rainbow Stage Colour options:



Staging



Rainbow Stage Unit Trolley

JS300011	£POA
----------	------

Kit200 Modular Staging 1000mm Wide by 520mm Deep

KIT200	£POA
--------	------

Includes 18x 500mm Units, 6x 277.5mm Units, 6x 277.5mm Frames, 2x Dollies, 2x Twin Tread Steps, and Tie-Plates and Bungs.

Please specify your Rainbow Stage Colour from the options shown above.





Rainbow Staging.

FITTED FURNITURE




RE



FITTED FURNITURE RECEPTION

238

Fitted Furniture



FITTED FURNITURE RECEPTION



FITTED FURNITURE

LABORATORIES

240

Fitted Furniture



FITTED FURNITURE LABORATORIES



FITTED FURNITURE LIBRARIES

242

Fitted Furniture



FITTED FURNITURE LIBRARIES



FITTED FURNITURE

DINING



FITTED FURNITURE DINING



FITTED FURNITURE

HOSPITALITY

246

Fitted Furniture



FITTED FURNITURE HOSPITALITY



Fitted Furniture



FITTED FURNITURE

WASHROOMS

248

Fitted Furniture



FITTED FURNITURE

WASHROOMS



Fitted Furniture





Seating Fabrics

Please specify your chosen **Seating Fabric** when ordering.

Seating Fabric Band B - Camira X2

Divide	Median	Algebra
Value	Maths	Subtract
Arithmetic	Positive	Multiply

Seating Fabric Band B - Camira Main Line Plus

Claret	Bluenote	Mermaid
Red	Clipper	Charcoal
Lead	Marmalade	

Seating Fabric Band C - Chieftain Just Colour Vinyl

Marigold	Tangerine	Citrus Green
Grape	Ocean Blue	Blue Steel
Pillar Box	Greyfriar	

Seating Fabric Band D - Camira Main Line Flax

Stanmore	Tufnell	Tooting
Victoria	Aldgate	Leyton
Archway	Temple	Camden
Bayswater		

Seating Fabric Band E - Camira Blazer


Dunhurst	Camphill	Plymouth
Aston	Silcoates	Silverdale
Aberlour	Newcastle	Handcross
Manchester	Bryanston	

Seating Fabric Band E - Camira Synergy




















Order	Gather	Pact
Fate	Mutual	Medley
Mix	Kinship	Partner
Fellowship		

Please note: For more information on Seating Fabric Bands B, C, D, E and F please contact us. For more information about specific fabrics, please visit the manufacturer's websites, as follows: Camira (www.camirafabrics.com), Agua (www.aguafabrics.com), and Chieftain (www.chieftainfabrics.com).















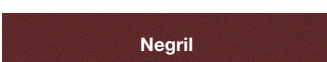






 **Screens Fabrics** Please specify your chosen Screen Fabric when ordering.

Screens Fabric Band 2 - Camira Cara

 Denny	 Maree	 Chaucer	 Easdale
 Austen	 Dolphin	 Portland	 Inverness
 Lead	 Staffa	 Galilee	 Adriatic
 Lossie	 Carron	 Cluanie	 Tummel
 Pitlochry	 Walten	 Black	

Screens Fabric Band 2 - Lucia CS


 Adobo	 Medan	 Costa	 Makili
 Roques	 Depok	 Tenom	 Revive
 Blizzard	 Varadero	 Slip	 Rum
 Aruba	 Kota	 Panama	 Negril
 Havana			

   **Fabric, Wood and Metal Samples**

We can supply Fabric sample cards, Metal paint samples, and Wood samples — free of charge — for any of the finishes shown on these 3 pages. To request a sample, please contact us at sales@gambicmanufacturing.com. Accuracy of printed or on-screen colours cannot be guaranteed, so we'd recommend that you request samples before placing an order.

Please note: For more information on Screen Fabric Bands 1, 2 and 3 please contact us. For more information about specific fabrics, please visit the manufacturer's websites, as follows: Camira (www.camirafabrics.com).







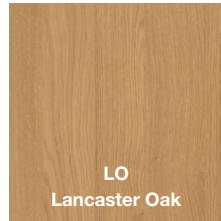
 **Wood Finishes-** Replace with the letter or number code below that represents your choice of Wood Finish

E- Standard MF MDF with Matching Edge



Why MF MDF?

Use in Classroom Areas, Office Areas and general areas of high activity.



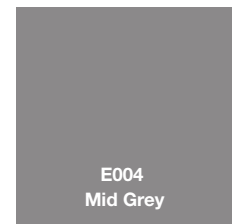
Please note:
Further MF MDF Finishes are available on request.

T- Trespa



Why Trespa?

For Science Rooms, Food Technology and areas requiring high level performance from a Work surface.


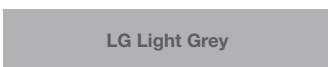


Please note:
Further Trespa finishes are available on request.

 **Paint Finishes** Replace with the 2-digit letter code below that represents your choice of Metal Paint Finish

Standard Metal Paint Finishes

Please note: Further Paint Finishes are available on request.



Premium Metal Paint Finishes

Please note: Further Premium Paint Finishes are available on request.



FINISHES



Paint Finish

Where you'll see it

Products with painted frames and legs, such as Desking and Tables.

How to Specify

If you see in a code you'll need to specify from the Finishes page.



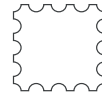
Wood Finish

Where you'll see it

Products with Wooden tops, such as Desking and most Tables.

How to Specify

If you see in a code you'll need to specify from the Finishes page.



Fabric Finish

Where you'll see it

Upholstered products, such as Soft Seating and System Base Screens.

How to Specify

If you see in a code you'll need to specify from the Finishes page.



Colour Options

Where you'll see it

Products that have their own colour range, such as Postura and Novarra.

How to Specify

If you see in a code you'll need to specify from the options shown.

SEATING & TABLE HEIGHT GUIDE



BS EN 1729 is the industry standard for Classroom Tables and Chairs in all UK schools.

The standard was introduced following a study of 1500 young people that revealed the average size of children has increased. The standard recognises that furniture sizes need to increase to be ergonomically correct today.

The guide below visually illustrates the Size Mark Guides, and they can also be found listed on the relevant Seating and Tables pages in this brochure.

Seating Height Size Mark Guides

Seat Height 260mm	Seat Height 310mm	Seat Height 350mm	Seat Height 380mm	Seat Height 430mm	Seat Height 460mm
Size Mark 1	Size Mark 2	Size Mark 3	Size Mark 4	Size Mark 5	Size Mark 6
Ages 3-4 Years	Ages 4-6 Years	Ages 6-8 Years	Ages 8-11 Years	Ages 11-14 Years	Ages 14 Years - Adult

Table Height Size Mark Guides

Table Height 460mm	Table Height 530mm	Table Height 590mm	Table Height 640mm	Table Height 710mm	Table Height 760mm
Size Mark 1	Size Mark 2	Size Mark 3	Size Mark 4	Size Mark 5	Size Mark 6
Ages 3-4 Years	Ages 4-6 Years	Ages 6-8 Years	Ages 8-11 Years	Ages 11-14 Years	Ages 14 Years - Adult

Please note: Table and Seat sizes may vary slightly from the sizes shown. The standard allows the Table and Seat height to be within a 10mm tolerance.



**BRITISH MADE FURNITURE
BUILT TO LAST**



Amanda Shepherd
Sales Director



Frances Condren
Senior Estimator



Tracey Hardman
Account Manager



Chris Gustafsson
Account Manager



Megan Dresser
Accounts / Sales

0191 389 1888

sales@ambicmanufacturing.com

www.ambicmanufacturing.com

**House of Ambic
Stella Gill Industrial Estate
Pelton Fell, Chester-le-Street
County Durham, DH2 2RN**