



JULY 2024 LABOR MARKET REVIEW

TABLE OF CONTENTS



Page 2 – Board of Directors

Page 4 – Highlights of the Labor Force

Page 5 – Unemployment Claimants

Page 7 – Employment by Sectors

Page 18 – HerForce



Board of Directors

Board Chair

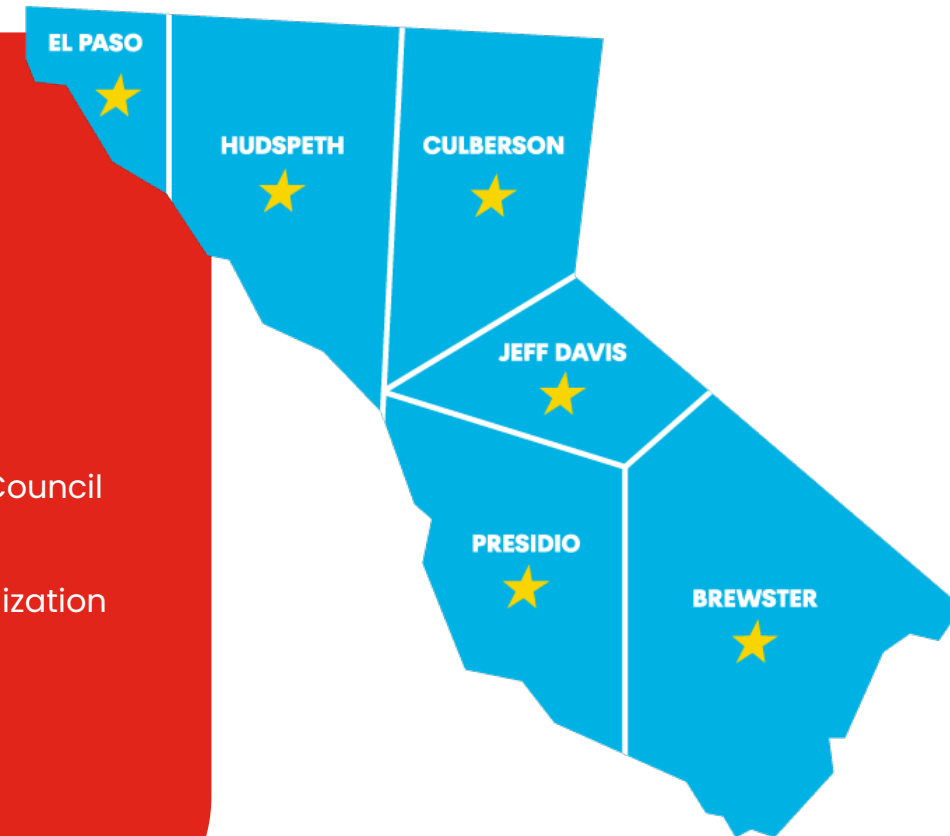
Bobby Blanco, Private Sector

Vice Chair

Ruben Torres, Private Sector

Dr. Armando Aguirre, Public Education
Robert Alcalá, Vocational Rehabilitation
Dr. Carlos Amaya, ABE
Satish Bhaskar, Public Assistance
Ruben Chavez, Private Sector
Chrystal Davis, Community-Based Organization
Dan Dunlap, Private Sector
Chelsie Evaldi, Private Sector
Ernestina Fauntleroy, Private Sector
Michelle Fenton, Private Sector
Eduardo Garcia, Economic Development
Art Garza, Private Sector
Bob Gear, Public Employment

Christina Gonzalez, Private Sector
Leonard Goodman III, Private Sector
Luis Hernandez, Higher Education
Randall Kinzie, Private Sector
Ruby Maldonado, Private Sector
Elizabeth Moya, CBO
Mary Jo Ochoa-Hernandez, Literacy Council
Emma Schwartz, Private Sector
Mica Short, Community-Based Organization
Frank Spencer, Private Sector
Adam Valdez, Organized Labor
Melissa Zamora, Private Sector



Board of Directors



To our members,

We are pleased to present the Labor Market Review that examines how the workforce area performed during **July 2024**. We are incorporating unemployment insurance claimant data to provide perspective on the ongoing pandemic effect.

The information presented in this newsletter was gathered from federal and state sources and pertains to the El Paso MSA, the Workforce Solutions Borderplex region, and the City of El Paso.

We look forward to performing to your highest standards in communicating pertinent information regarding the workforce as it relates to our objectives at WSB.

If there is additional information that you would like to see presented here, please send your comments and suggestions to:

kandolite.carson@borderplexjobs.com



HIGHLIGHTS OF THE LABOR FORCE JULY 2024



THE BORDERPLEX REGION

- THE LABOR FORCE INCREASED BY 1,660 FROM THE PREVIOUS MONTH
- THE NUMBER OF EMPLOYED INDIVIDUALS INCREASED BY 2,701 FROM THE PREVIOUS MONTH
- THE NUMBER OF UNEMPLOYED INDIVIDUALS DECREASED BY 1,041 FROM THE PREVIOUS MONTH

EL PASO, TX MSA

- EL PASO, TX MSA UNEMPLOYMENT WAS AT 4.6%, WITH A TOTAL OF 18,015 UNEMPLOYED INDIVIDUALS
- EL PASO, TX MSA ADDED 5,800 NONFARM JOBS SINCE JULY 2023
- EL PASO, TX MSA LOST 500 NONFARM JOBS FROM THE PREVIOUS MONTH

RURAL COUNTIES (BREWSTER, CULBERSON, JEFF DAVIS, HUDSPETH, AND PRESIDIO COUNTIES)

- THE LABOR FORCE DECREASED BY 16 FROM THE PREVIOUS MONTH
- THE NUMBER OF EMPLOYED INDIVIDUALS INCREASED BY 10 FROM THE PREVIOUS MONTH
- THE NUMBER OF UNEMPLOYED INDIVIDUALS DECREASED BY 26 FROM THE PREVIOUS MONTH



NOTEWORTHY IN JULY 2024 (Non-Seasonally Adjusted)



		July 2024				June 2024				July 2023			
		Labor Force	Employment	Unemployment	Rate	Labor Force	Employment	Unemployment	Rate	Labor Force	Employment	Unemployment	Rate
Texas	State	15,454,094	14,776,132	677,962	4.4	15,438,068	14,738,168	699,900	4.5	15,124,871	14,486,077	638,794	4.2
El Paso	MSA	390,269	372,254	18,015	4.6	388,589	369,554	19,035	4.9	383,689	365,315	18,374	4.8
Borderplex	WDA	400,354	381,913	18,441	4.6	398,694	379,212	19,482	4.9	393,452	374,635	18,817	4.8
Brewster	County	4,640	4,483	157	3.4	4,680	4,517	163	3.5	4,386	4,230	156	3.6
Culberson	County	1,342	1,303	39	2.9	1,321	1,283	38	2.9	1,268	1,222	46	3.6
El Paso	County	388,319	370,382	17,937	4.6	386,643	367,691	18,952	4.9	381,753	363,455	18,298	4.8
Hudspeth	County	1,950	1,872	78	4.0	1,946	1,863	83	4.3	1,936	1,860	76	3.9
Jeff Davis	County	1,011	976	35	3.5	1,018	983	35	3.4	1,021	987	34	3.3
Presidio	County	3,092	2,897	195	6.3	3,086	2,875	211	6.8	3,088	2,881	207	6.7
El Paso	City	323,174	309,052	14,122	4.4	321,652	306,806	14,846	4.6	317,815	303,272	14,543	4.6
Socorro	City	16,226	15,381	845	5.2	16,174	15,269	905	5.6	15,929	15,094	835	5.2

NOTEWORTHY IN JULY 2024



4.6%
EL PASO
MSA
UNEMPLOYMENT
RATE

El Paso
4.6%

Hudspeth
4.0%

Culberson
2.9%

Jeff Davis
3.5%

Presidio
6.3%

Brewster
3.4%



TEXAS 4.4%



AVERAGE WEEKLY WAGES

(1ST Quarter 2024)

Average Weekly Wage (1st Quarter 2024)

	Q1 2024	Q4 2023	Q1 2023	Quarterly Change	Yearly Change
Borderplex	\$979	\$967	\$938	\$12	\$41
Texas	\$1,540	\$1,427	\$1,480	\$113	\$60
US	\$1,527	\$1,435	\$1,465	\$92	\$62



WHERE DO WE WORK?

The three Super Sectors with the **GREATEST** employment for the El Paso MSA in July 2024 were:

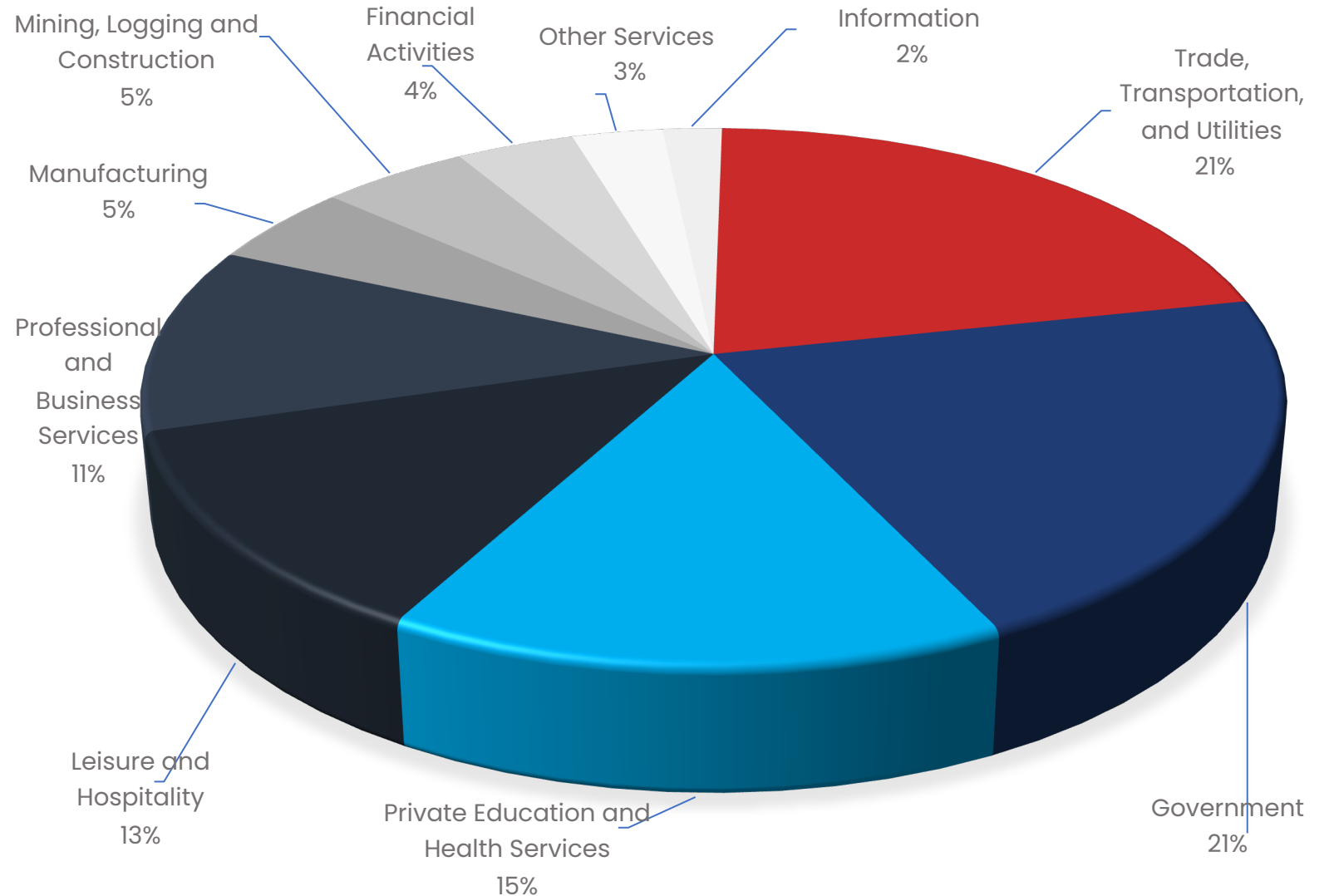
1. Trade, Transportation, and Utilities
2. Government
3. Private Education and Health Services

These three Super Sectors represented 58% of the total nonfarm employment.

The three Super Sectors with the **LEAST** employment for the El Paso MSA in July 2024 were:

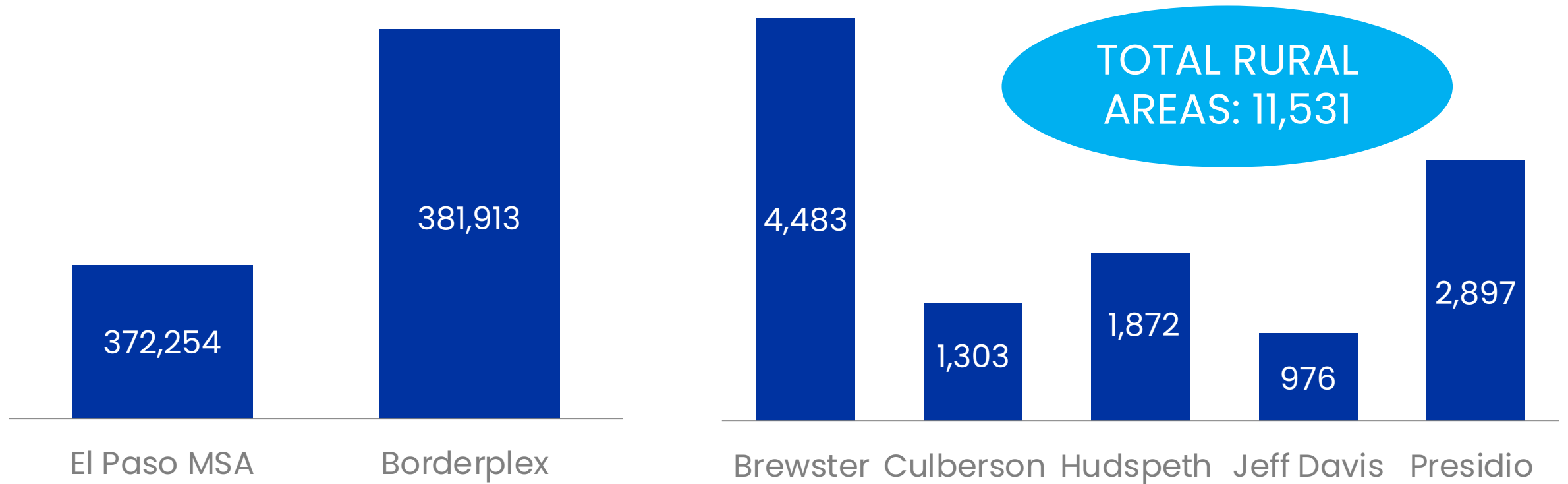
1. Financial Activities
2. Other Services
3. Information

These three Super Sectors represented 9% of the total nonfarm employment.



WHERE DO WE WORK?

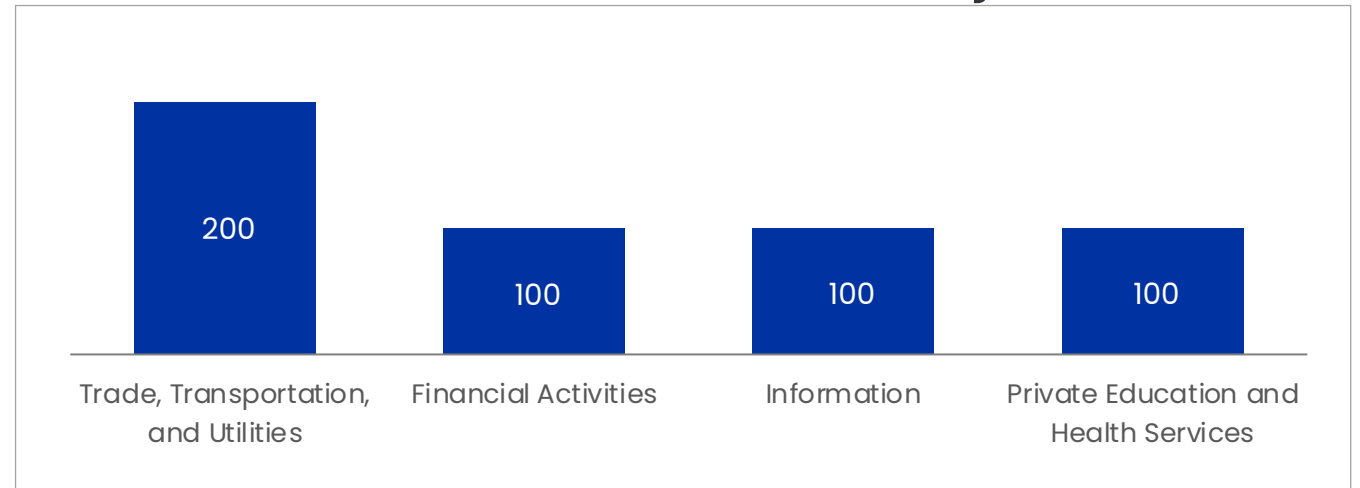
EMPLOYMENT in July 2024



WHERE DO WE WORK? (Cont.)



Industries Sectors that added jobs



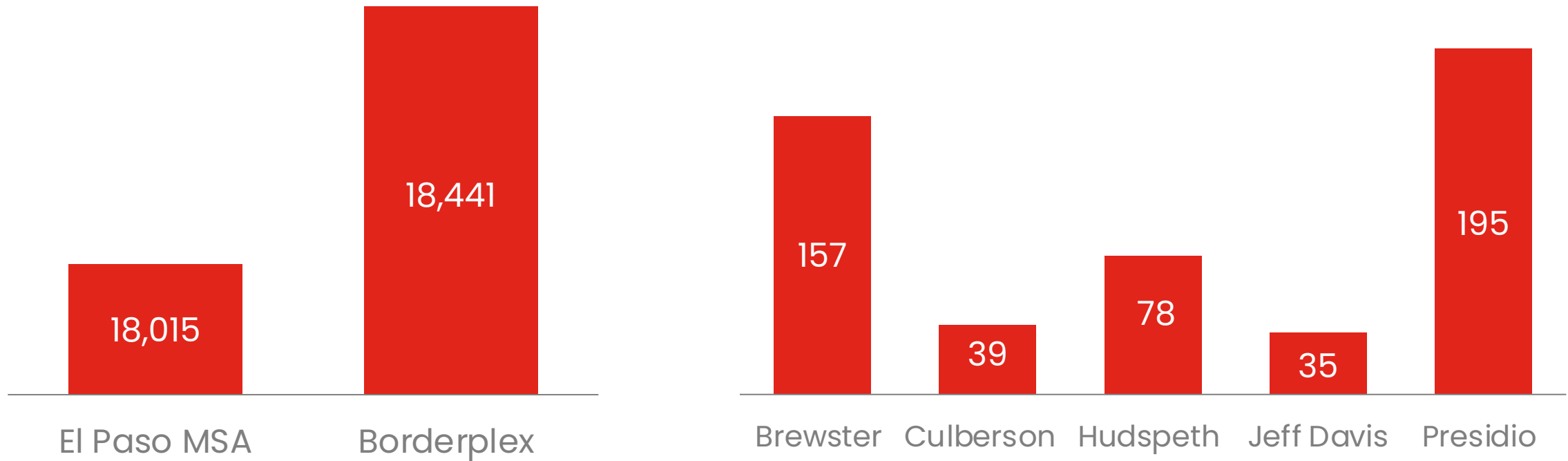
Top 5 Job Postings in the El Paso, TX MSA – July 2024

Occupation	Vacancies	Median Hourly Earnings BLS 2023
First-Line Supervisors of Retail Sales Workers	875	\$ 17.27
Retail Salespersons	839	\$ 13.15
Registered Nurses	678	\$ 37.47
Medical and Health Services Managers	593	\$ 47.55
Social and Human Service Assistants	381	\$ 17.67

Job postings active during July 2024

WHERE ARE WE LOSING JOBS?

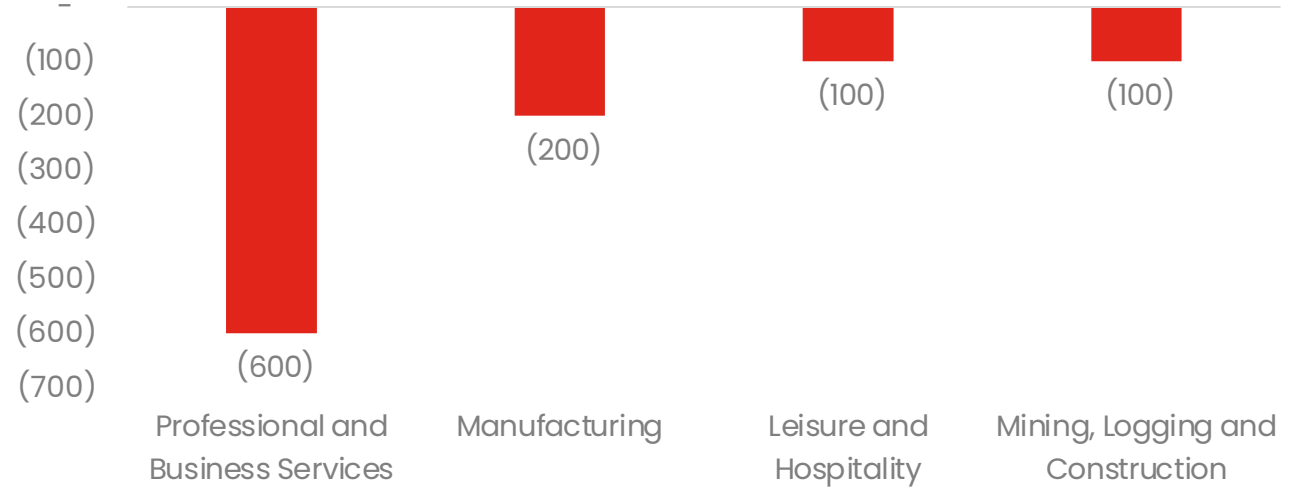
UNEMPLOYMENT in July 2024



WHERE ARE WE LOSING JOBS? (Cont.)



Industries Sectors that lost jobs



Top 5 Unemployment Claimants Occupations



No occupation identified for 26 Active UI claimants

UNEMPLOYMENT INSURANCE CLAIMANT DATA

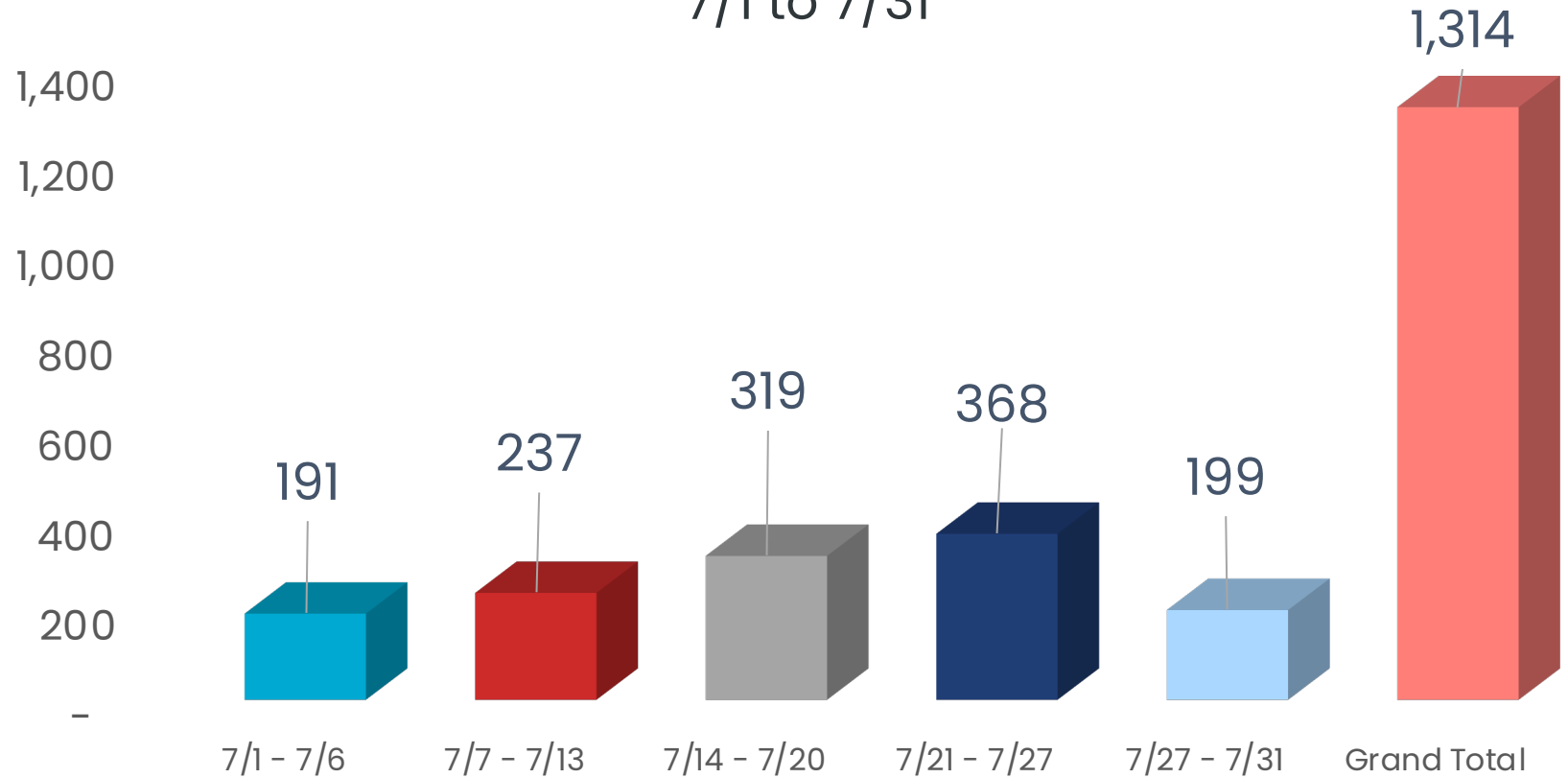
This report reflects the **Borderplex Region**.
Including these 6 counties:

- Brewster
- Culberson
- El Paso
- Hudspeth
- Jeff Davis
- Presidio

An Active Claimant is someone who meets any of these conditions:

- Claimant had to have a payment within 21 days
- The most recent Claimant certified date is within 21 days
- The claim status date is within 28 days

ACTIVE UI CLAIMANTS BY WEEK BORDERPLEX REGION 7/1 to 7/31

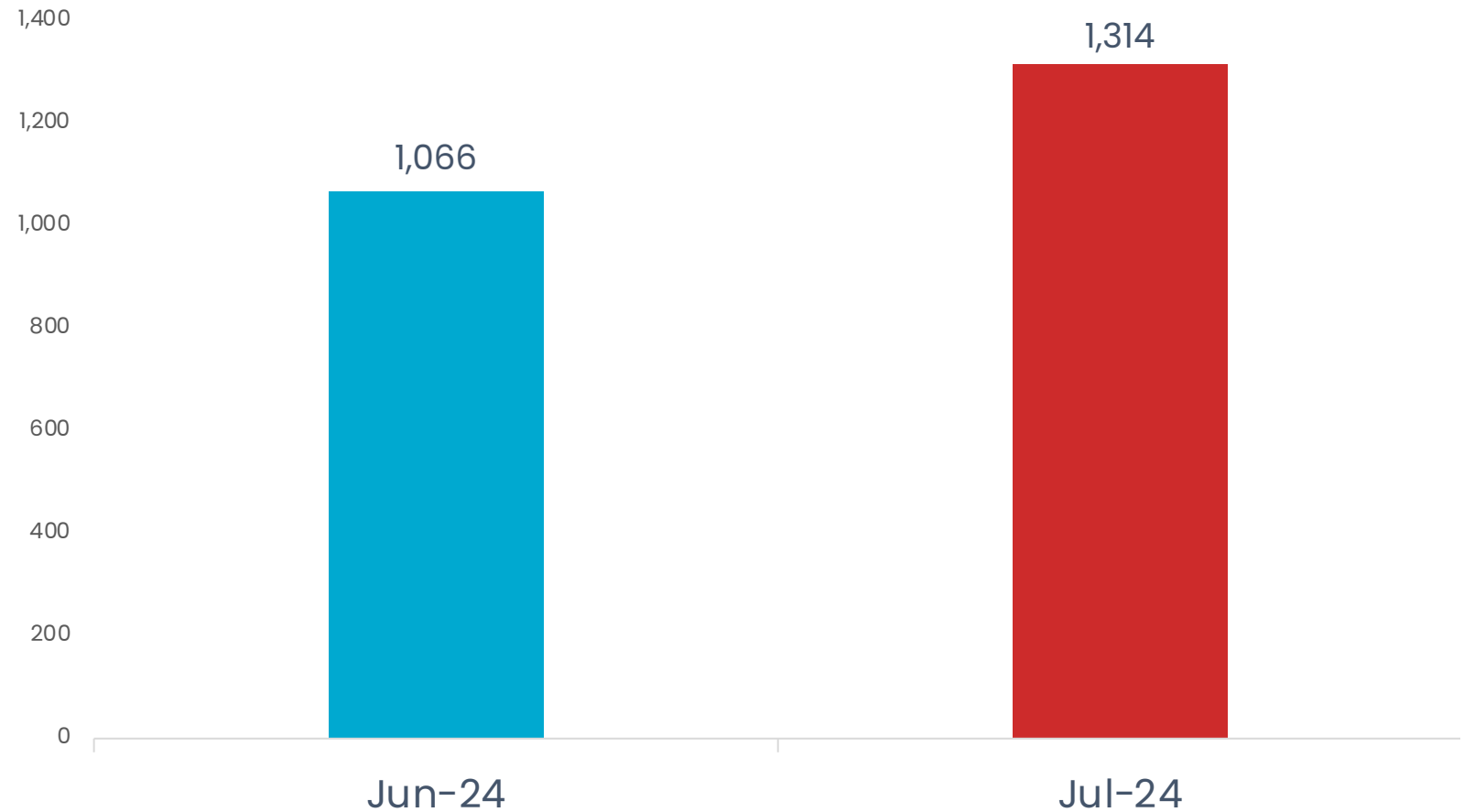


UNEMPLOYMENT INSURANCE CLAIMANT DATA

This report reflects the **Borderplex Region**.
Including these 6 counties:

- Brewster
- Culberson
- El Paso
- Hudspeth
- Jeff Davis
- Presidio

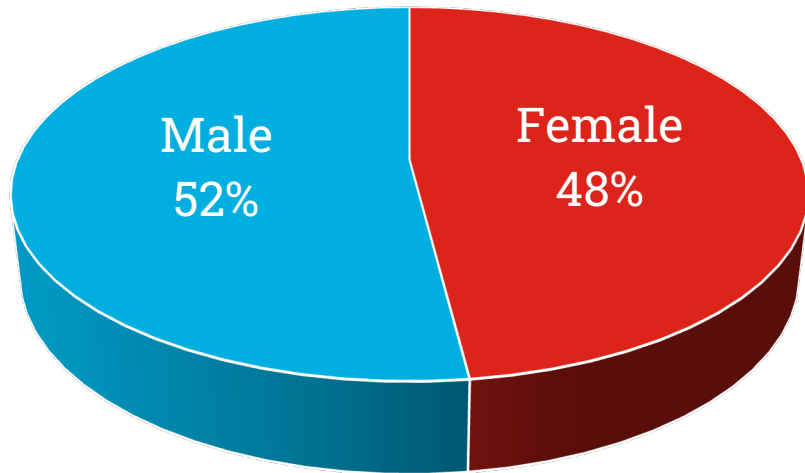
ACTIVE UI CLAIMANTS BY MONTH BORDERPLEX REGION



UNEMPLOYMENT INSURANCE CLAIMANT DATA

ACTIVE UI CLAIMANTS BY WEEK
BORDERPLEX REGION
7/1 to 7/31

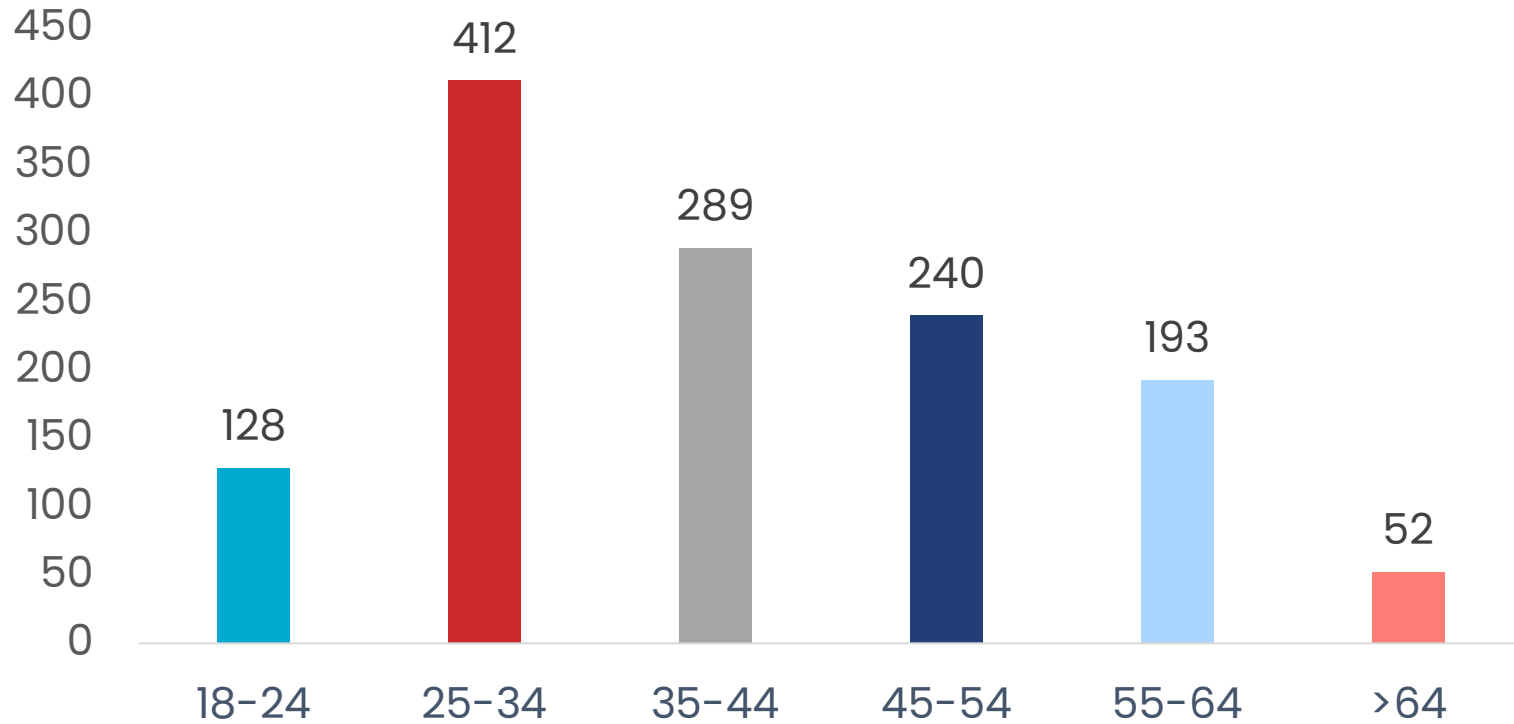
Gender



An Active Claimant is someone who meets any of these conditions:

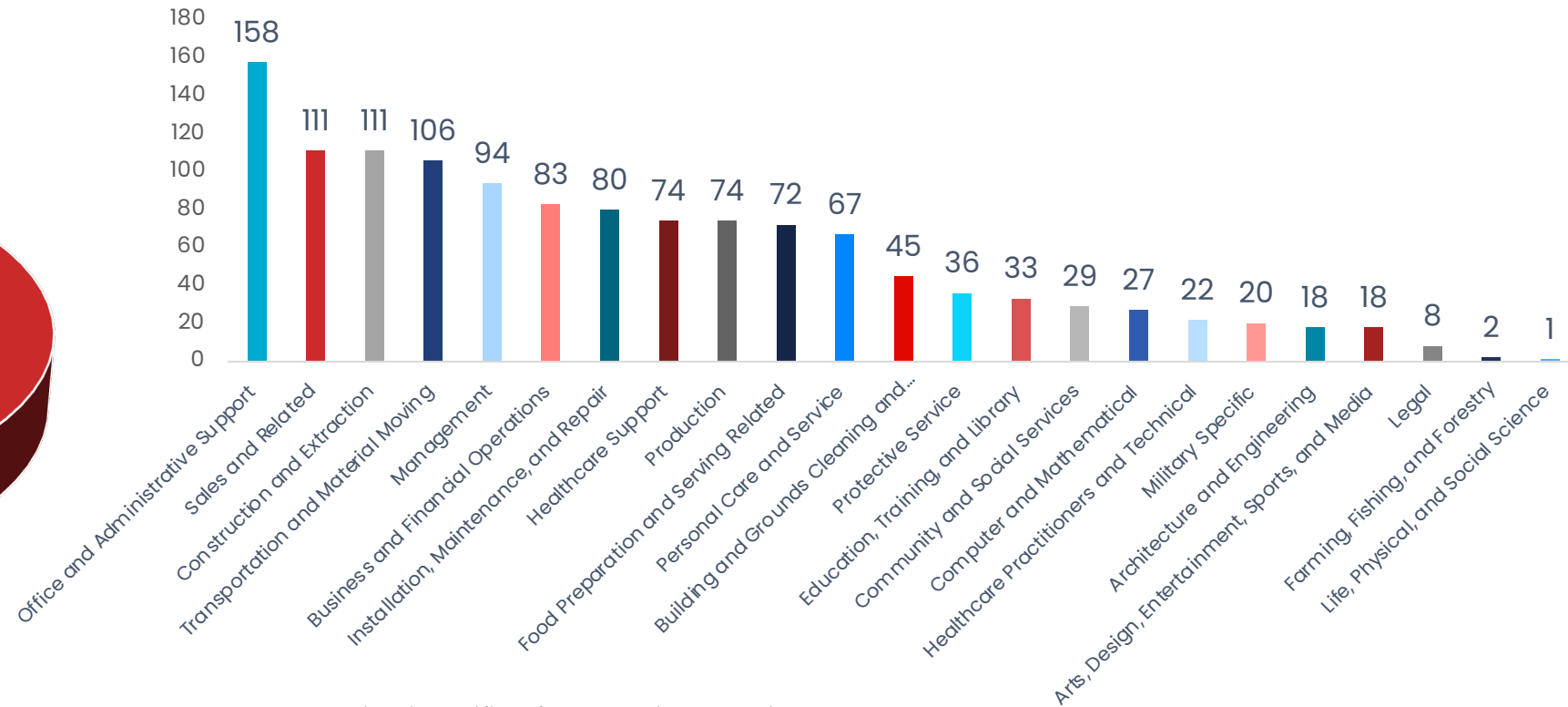
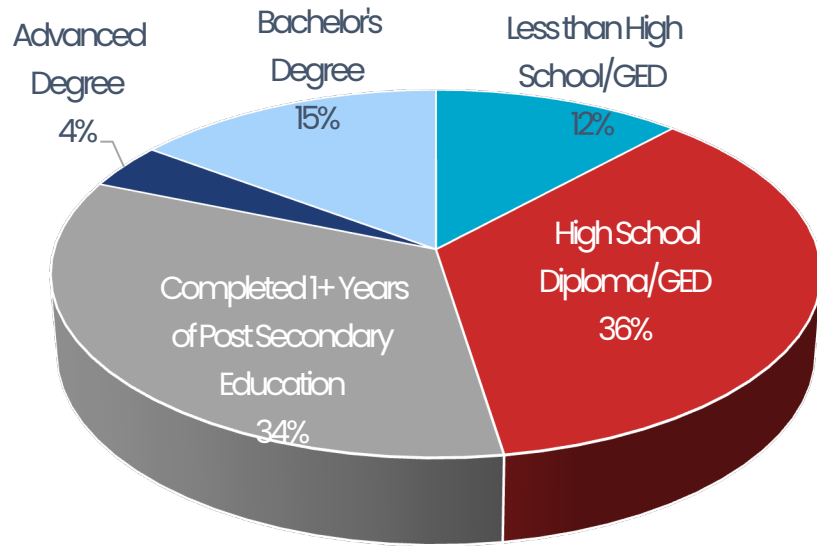
- Claimant had to have a payment within 21 days
- The most recent Claimant certified date is within 21 days
- The claim status date is within 28 days

Age



UNEMPLOYMENT INSURANCE CLAIMANT DATA

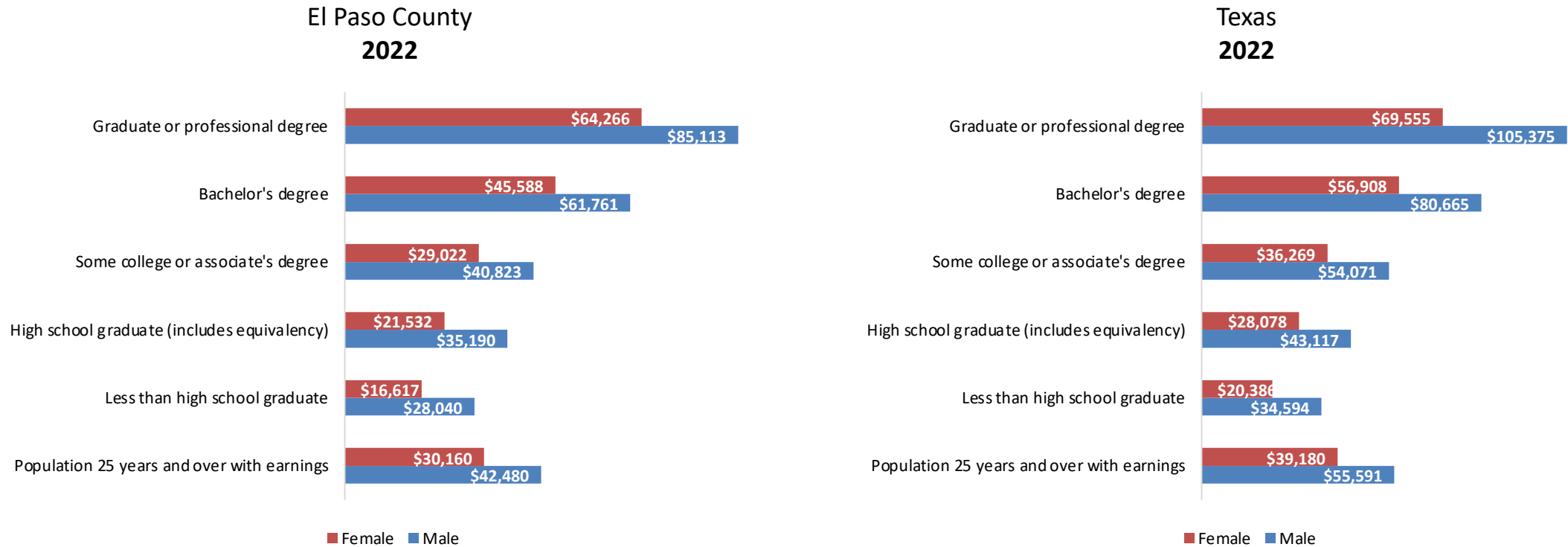
ACTIVE UI CLAIMANTS BY WEEK BORDERPLEX REGION 7/1 to 7/31



No occupation identified for 26 Active UI claimants

Earning by Education for the population 25 years and over with earnings

In both El Paso County and Texas, higher educational attainment leads to higher earnings. Additionally, across all educational levels, **males consistently earn significantly more than females at every educational level.**



WSB addresses the gender equity and wage gap by providing new initiatives tailored to assist women in succeeding in the workforce. We offer resources such as childcare, training assistance and job search assistance, among others. If you are interested in these or any other of our services, feel free to fill out [this form](#) and a WSB member will contact you soon.

SOURCES



A proud partner of the
americanjobcenter
network

Labor Market & Career Information, Texas Workforce Commission August 2024, JobsEQ August 2024, Bureau of Labor Statistics May 2023.
To access previous reports, please visit the Workforce Trends and Data section of our website: <http://www.borderplexjobs.com/regional-statistics/workforce-trends-and-data>

Funded by all or in part of, the Department of Labor/ETA WIOA Formula Grants and Wagner-Peyser; the Department of Health and Human Services TANF and Childcare Development Fund; and the Food and Nutrition Service SNAP Employment & Training.”

Equal Opportunity Employer/Program. Auxiliary aids and services are available upon request to individuals with disabilities. Relay Texas: 711 (Voice) or 1-800-735-2989 (TTY).

Igualdad de oportunidades de Empleo/Programas. Equipo auxiliar y servicios de apoyo están disponibles para personas con discapacidad al ser requeridos. Relay Texas: 711 (Voz) o 1-800-735-2989 (TTY)