

### Specifications

Model	GTH™ -1056	
Measurements	US	Metric
Maximum lift height	56 ft 10 in	17.32 m
Maximum forward reach	42 ft	12.80 m
<b>A</b> Height, stowed	8 ft 6 in	2.59 m
<b>B</b> Length, stowed (without forks)	22 ft	6.71 m
Width	8 ft 6 in	2.59 m
<b>C</b> Wheelbase	10 ft 8 in	3.25 m
<b>D</b> Ground clearance, center	1 ft 10 in	0.56 m
<b>E</b> Ground clearance, axle	1 ft 6 in	0.46 m
Fork cross section	2.25 x 4 in	57 x 101 mm

### Productivity

Maximum lift capacity	10,000 lbs	4,536 kg
Lift capacity at maximum height	4,000 lbs	1,814 kg
Lift capacity at maximum reach	3,000 lbs	1,361 kg
Raise/Lower boom	13.5/12 sec	
Extend/Retract	16/15 sec	
Frame leveling	10° side to side	
Drive speed	19 mph	
Draw bar pull	28,800 lbs	13,063 kg
Turning radius, outside (4WS)	13 ft 3 in	4.04 m
Auxiliary hydraulic flow	2-15 gpm	7.6-56.8 lpm
Auxiliary hydraulic pressure	3,200 psi	220 bar
Tires, standard size	14 x 28 in, 12 ply	

### Power

Power source	Deutz TCD 3.6 L Tier 4f 121 HP (90.23 kW)*
Electrical system	System voltage 12 volt Alternator 95 amp Battery 1000 CCA at 0°F (-18°C)
Hydraulic tank capacity	44 gal / 166.6 L
Hydraulic system capacity (w/tank)	55 gal / 208.2 L
Fuel tank capacity	35 gal / 132.5 L

### Weight\*\*\*

	30,000 lbs	13,608 kg
--	------------	-----------

### Standards Compliance

ANSI/ITSDF B56.6, CSA B335

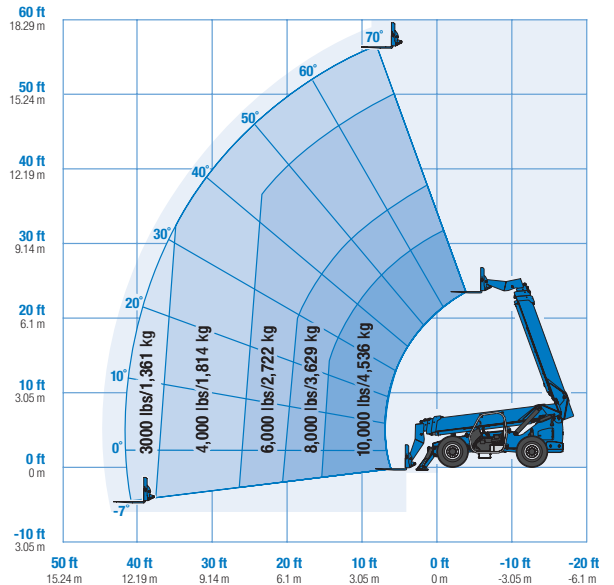
\* Also available as Tier 3 in limited regions

\*\* Availability limited by region and country standards

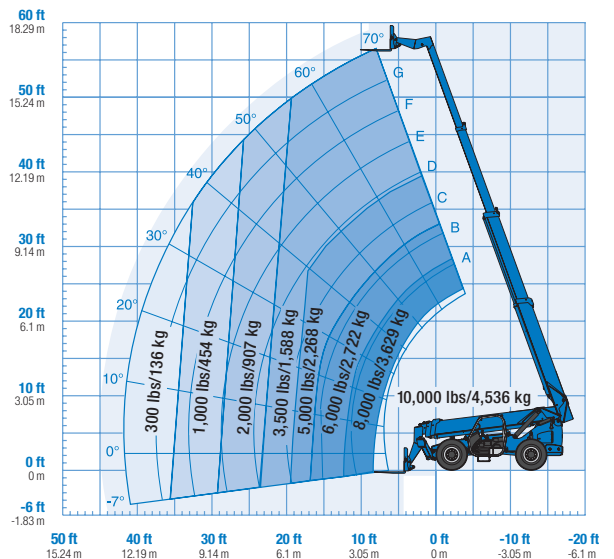
\*\*\* Weight will vary depending on options and/or country standards.

\*\*\*\* Load ratings vary depending on attachment.

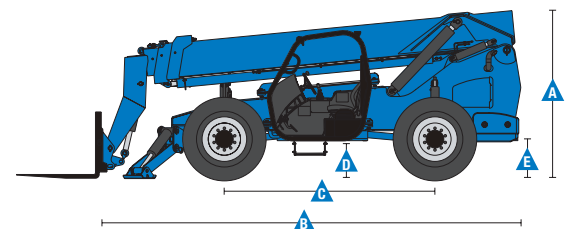
### Load Chart GTH™ -1056\*\*\*\*



With stabilizers down



With stabilizers up



### Features

#### Standard Features

##### Measurements

- 10,000 lb (4,536 kg) maximum lift capacity
- 56 ft 10 in (17.32 m) maximum lift height
- 42 ft (12.80 m) maximum reach

##### Productivity

- Full time 4WD
- 4WS
- Operator selectable front, crab, coordinated steering modes
- Frame leveling 10° side to side
- 4-speed forward and reverse powershift transmission
- Power assisted steering
- Inboard wet disc service brakes
- Wet disc spring applied parking brake
- 14 x 28 in 12-ply air-filled rough terrain tires
- Front axle differential lock
- Rear axle stabilization system
- Twin axle mounted stabilizers
- High efficiency/variable displacement hydraulic pump
- ROPS/FOPS canopy
- Single, multi-function, proportional joystick
- Machine level indicator
- Full gauge cluster with engine diagnostics
- Boom angle indicator
- Retractable 3 in (7.6 cm) seatbelt
- Left front and rear tire fenders
- Reverse motion alarm
- Adjustable suspension seat
- Auxilliary hydraulic circuit (15 GPM)
- Genie manual Quick-Attach™ system
- Fenders (set of 4)
- Lift Shackle at boom tip

#### Options & Accessories

##### Productivity

- Fully enclosed cab (includes full glass, defroster, wiper, washer, right-side sliding window, split door)
- Fully enclosed cab air conditioning
- Front and top glass
- Right-side screen
- Flashing beacon
- Work lights (High output LED cab, boom and rear)
- Road lights (High output LED 2 front mounted, 1 backup, 2 rear stop/turn/tail)
- Fire extinguisher
- Rear proximity alarm

##### Engine Options

- Deutz TCD 3.6 L Tier 4f 121 HP (90.23 kW)\*
- Engine block heater

##### Tire Options

- 14 x 28 in 12-ply foam-filled rough terrain tires
- 14 x 24 in Solid Rubber Tires

\* Also available as Tier 3 in limited regions.  
\*\* Availability limited by region and country standards

#### Options & Accessories

##### Attachment Options

- Carriages - Quick-Attach™
  - 60 in (1.52 m) rotating carriage (10° from center left and right)
  - 48 in (1.22 m) rotating carriage (10° from center left and right)
  - 72 in (1.83 m) swing carriage (45° from center left and right)
  - 60 in (1.52 m) wide fork carriage
  - 72 in (1.83 m) wide fork carriage
- Forks
  - 60 in (1.52 m) pallet forks (set of two) 2.25 x 4 x 60 in (.06 x .10 x 1.52 m)
  - 72 in (1.83 m) pallet forks (set of two) 2.25 x 4 x 72 in (.06 x .10 x 1.83 m)



#### Genie United States

6464 185th Ave. NE  
Redmond, WA 98052  
Telephone +1 (425) 881-1800  
Toll Free in USA/Canada +1 (800)-536-1800  
Fax +1 (425) 883-3475

#### Distributed By: