

# QMP<sup>®</sup>

## PRODUCT CATALOGUE



2024



# WORKBENCHES

- 2** Square Tube Workbenches
- 6** Cantilever Workbenches
- 10** Premium Height Adjustable Workbenches
- 12** Premium Electric Height Adjustable Workbenches
- 16** Square Tube ESD Workbenches
- 18** Cantilever ESD Workbenches
- 22** Premium Height Adjustable ESD Workbenches
- 26** Heavy-Duty Workbenches
- 28** Workbench Accessories
- 30** Electric Height Adjustable Binary Workbenches
- 32** Manual Height Adjustable Binary Workbenches
- 33** Fixed Height Adjustable Binary Workbenches
- 34** Mailroom Workbenches
- 36** Pack Tek Dual Workbenches
- 40** Pack Tek Dual Workbench Accessories
- 42** Pack Tek Individual Workbenches
- 45** Cutting & Workbench Protection Mats
- 46** Pack Tek Individual Workbench Accessories
- 48** Stainless Steel Workbenches
- 49** Cost Saver Height Adjustable Workbenches
- 50** Plastic Open Fronted Containers



Workbenches

Euroslide

Cupboards

Lockers

Workstations

Cycle Parking

Smoking Shelters

Trucks & Trolleys

Canteen Furniture

Pallets

Barriers



- Workbenches
- Euroside
- Cupboards
- Lockers
- Workstations
- Cycle Parking
- Smoking Shelters
- Trucks & Trolleys
- Canteen Furniture
- Pallets
- Barriers



**5 DAY**  
DELIVERY

**£369** FROM  
.55

**250KG**  
**UDL**  
EVENLY DISTRIBUTED

**BEST** SELLER

- General workshop bench suitable for use in assembly, production and light engineering.
- Height-adjustable feet for easy levelling.
- Powder-coated light grey framework.
- MFC, Linoleum, Solid Beech and Laminate worktop options available.
- Full range of accessories available including drawers, cupboards, shelves, louvre panels and service ducts.
- Standard bench height: 840mm - 760mm and 920mm also available.
- Delivered in knock-down form.
- Order quantities may apply, please speak to the sales team.



Workbench shown with extension unit

## Solid Beech Worktop 27mm thick



All **RED** product codes are available on 5-Day Delivery

## Solid Beech Worktop - Dimensions/Codes

Size H.W.D.	Code	Price
840.900.600	BQ849060BLXX	£392.64
840.1200.600	BQ841260BLXX	£453.78
840.1200.750	BQ841275BLXX	£491.82
840.1200.900	BQ841290BLXX	£536.66
840.1500.600	BQ841560BLXX	£620.89

## Solid Beech Worktop - Dimensions/Codes

Size H.W.D.	Code	Price
840.1500.750	<b>BQ841575BLXX</b>	£694.26
840.1500.900	<b>BQ841590BLXX</b>	£754.04
840.1800.600	<b>BQ841860BLXX</b>	£631.76
840.1800.750	<b>BQ841875BLXX</b>	£752.68
840.1800.900	<b>BQ841890BLXX</b>	£779.85

## MFC Worktop 18mm thick



Size H.W.D.	Code	Price
840.900.600	BQ849060GLXX	£369.55
840.1200.600	BQ841260GLXX	£394.00
840.1200.750	<b>BQ841275GLXX</b>	£421.17
840.1200.900	<b>BQ841290GLXX</b>	£429.33
840.1500.600	BQ841560GLXX	£513.56
840.1500.750	<b>BQ841575GLXX</b>	£540.73
840.1500.900	<b>BQ841590GLXX</b>	£548.88
840.1800.600	BQ841860GLXX	£525.79
840.1800.750	<b>BQ841875GLXX</b>	£552.96
840.1800.900	<b>BQ841890GLXX</b>	£567.90

## Linoleum Worktop 20mm thick



Size H.W.D.	Code	Price
840.900.600	BQ8490608LXX	£396.72
840.1200.600	BQ8412608LXX	£427.97
840.1200.750	BQ8412758LXX	£444.27
840.1200.900	BQ8412908LXX	£506.77
840.1500.600	BQ8415608LXX	£536.66
840.1500.750	BQ8415758LXX	£582.85
840.1500.900	BQ8415908LXX	£680.67
840.1800.600	BQ8418608LXX	£578.77
840.1800.750	BQ8418758LXX	£593.72
840.1800.900	BQ8418908LXX	£699.69

## Laminate Worktop 20mm thick



Size H.W.D.	Code	Price
840.900.600	BQ849060PLXX	£396.72
840.1200.600	BQ841260PLXX	£427.97
840.1200.750	<b>BQ841275PLXX</b>	£444.27
840.1200.900	<b>BQ841290PLXX</b>	£506.77
840.1500.600	BQ841560PLXX	£536.66
840.1500.750	<b>BQ841575PLXX</b>	£582.85
840.1500.900	<b>BQ841590PLXX</b>	£680.67
840.1800.600	BQ841860PLXX	£578.77
840.1800.750	<b>BQ841875PLXX</b>	£593.72
840.1800.900	<b>BQ841890PLXX</b>	£699.69

## MFC - Extension Benches

Size H.W.D.	Code	Price
840.900.600	BQ849060GLET	£302.97
840.1200.600	BQ841260GLET	£346.45
840.1200.750	BQ841275GLET	£373.62

## Linoleum - Extension Benches

Size H.W.D.	Code	Price
840.900.600	BQ8490608LET	£346.45
840.1200.600	BQ8412608LET	£380.41
840.1200.750	BQ8412758LET	£395.36

## Laminate - Extension Benches

Size H.W.D.	Code	Price
840.900.600	BQ849060PLET	£346.45
840.1200.600	BQ841260PLET	£380.41
840.1200.750	BQ841275PLET	£395.36

## MFC Lower Shelves - 450mm Deep

To Fit W.	Code	Price
1200	BELS1145GXXX	£108.69
1500	BELS1445GXXX	£122.28
1800	BELS1745GXXX	£137.22

## Linoleum Lower Shelves - 450mm Deep

To Fit W.	Code	Price
1200	BELS11458XXX	£158.96
1500	BELS14458XXX	£172.55
1800	BELS17458XXX	£186.13

## Laminate Lower Shelves - 450mm Deep

To Fit W.	Code	Price
1200	BELS1145PXXX	£158.96
1500	BELS1445PXXX	£172.55
1800	BELS1745PXXX	£186.13

## Drawer & Cupboard Options

Description	Code	Price
Single Drawer 220 x 420 x 420	<b>BEDR04021</b>	£239.12
Triple Drawer 435 x 420 x 420	<b>BEDR04043</b>	£455.14
Cupboard Unit 435 x 420 x 420	<b>BEUC04041</b>	£214.66

Please Note: Only **Blue** Drawers & Cupboards are available on 5-Day Delivery

## Colour Options


Please add corresponding letters to the end of the code



## Square Tube Workbench - Accessories

Key	Description	Code	Price
A	760mm Rear Support Posts	<b>BESP760SXXX</b>	£101.90
A	1180mm Rear Support Posts	<b>BESP1180SXXX</b>	£123.63
B	Upper Shelf 300mm MFC for 1200mm Bench	<b>BEUS1200GXXX</b>	£137.22
B	Upper Shelf 300mm Linoleum for 1200mm Bench	BEUS12008XXX	£142.66
B	Upper Shelf 300mm Laminate for 1200mm Bench	<b>BEUS1200PXXX</b>	£142.66
B	Upper Shelf 300mm Beech for 1200mm Bench	BEUS1200BXXX	£164.39
B	Upper Shelf 300mm MFC for 1500mm Bench	<b>BEUS1500GXXX</b>	£164.39
B	Upper Shelf 300mm Linoleum for 1500mm Bench	BEUS15008XXX	£169.83
B	Upper shelf 300mm Laminate for 1500mm Bench	<b>BEUS1500PXXX</b>	£169.83
B	Upper Shelf 300mm Beech for 1500mm Bench	BEUS1500BXXX	£199.72
B	Upper Shelf 300mm MFC for 1800mm Bench	<b>BEUS1800GXXX</b>	£187.49
B	Upper Shelf 300mm Linoleum for 1800mm Bench	BEUS18008XXX	£202.43
B	Upper Shelf 300mm Laminate for 1800mm Bench	<b>BEUS1800PXXX</b>	£202.43
B	Upper Shelf 300mm Beech for 1800mm Bench	BEUS1800BXXX	£241.83
C	Light/Tool Rail Support for 1200mm Bench	<b>BERS1200XLXX</b>	£107.33
C	Light/Tool Rail Support for 1500mm Bench	<b>BERS1500XLXX</b>	£114.12
C	Light/Tool Rail Support for 1800mm Bench	<b>BERS1800XLXX</b>	£118.20
D	3 Setting LED Light	<b>BE3SETL1200X</b>	£82.88
	Tilting LED Light - 30 Watt	<b>BELED3012XXX</b>	£220.10
E	Louvred Back Panel with Pinboard for 1200mm Bench	<b>BELO4812IXXX</b>	£197.00
E	Louvred Back Panel with Pinboard for 1500mm Bench	<b>BELO4815IXXX</b>	£205.14
E	Louvred Back Panel with Pinboard for 1800mm Bench	<b>BELO4818IXXX</b>	£239.12
F	Worktop Service Duct for 1200mm Bench	<b>BESDWT122XXX</b>	£164.39
F	Worktop Service Duct for 1500mm Bench	<b>BESDWT15XXXX</b>	£168.47
F	Worktop Service Duct for 1800mm Bench	<b>BESDWT18XXXX</b>	£176.62
G	Post Fitted Service Duct for 1200mm Bench	<b>BESDSP12XXXX</b>	£180.70
G	Post Fitted Service Duct for 1500mm Bench	<b>BESDSP15XXXX</b>	£188.85
G	Post Fitted Service Duct for 1800mm Bench	<b>BESDSP18XXXX</b>	£201.08
H	Monitor and Keyboard Support Arm	BEMONARMFMG	£239.12
	Flat Screen Support Arm	<b>BEMONARMFSC</b>	£95.10

## Accessories







**Kit A - Laminate Worktop**

Size H.W.D.	Code	Price
840.1200.750	<b>BQ841275PX1A</b>	<b>£898.05</b>
840.1500.750	<b>BQ841575PX1B</b>	<b>£1,035.27</b>
840.1800.750	<b>BQ841875PX1C</b>	<b>£1,047.50</b>

**5 DAY DELIVERY**



**Kit B - Laminate Worktop**

Size H.W.D.	Code	Price
840.1200.750	<b>BQ841275PX3A</b>	<b>£1,112.71</b>
840.1500.750	<b>BQ841575PX3B</b>	<b>£1,249.93</b>
840.1800.750	<b>BQ841875PX3C</b>	<b>£1,262.16</b>



**Kit C - Laminate Worktop**

Size H.W.D.	Code	Price
1600.1200.750	<b>BQ841275PX5A</b>	<b>£1,336.89</b>
1600.1500.750	<b>BQ841575PX5B</b>	<b>£1,520.30</b>
1600.1800.750	<b>BQ841875PX5C</b>	<b>£1,588.23</b>



**Kit D - Laminate Worktop**

Size H.W.D.	Code	Price
1600.1200.750	<b>BQ841275PX7A</b>	<b>£1,551.55</b>
1600.1500.750	<b>BQ841575PX7B</b>	<b>£1,734.96</b>
1600.1800.750	<b>BQ841875PX7C</b>	<b>£1,802.89</b>



**Kit E - Laminate Worktop**

Size H.W.D.	Code	Price
2020.1200.750	<b>BQ841275PX9A</b>	<b>£1,711.87</b>
2020.1500.750	<b>BQ841575PX9B</b>	<b>£1,907.51</b>
2020.1800.750	<b>BQ841875PX9C</b>	<b>£1,987.67</b>



**Kit F - Laminate Worktop**

Size H.W.D.	Code	Price
2020.1200.750	<b>BQ841275P11A</b>	<b>£1,926.53</b>
2020.1500.750	<b>BQ841575P11B</b>	<b>£2,122.17</b>
2020.1800.750	<b>BQ841875P11C</b>	<b>£2,202.33</b>



**Kit A - Beech Worktop**

Size H.W.D.	Code	Price
840.1200.750	<b>BQ841275BX2A</b>	<b>£945.60</b>
840.1500.750	<b>BQ841575BX2B</b>	<b>£1,146.68</b>
840.1800.750	<b>BQ841875BX2C</b>	<b>£1,206.46</b>



**Kit B - Beech Worktop**

Size H.W.D.	Code	Price
840.1200.750	<b>BQ841275BX4A</b>	<b>£1,160.26</b>
840.1500.750	<b>BQ841575BX4B</b>	<b>£1,362.70</b>
840.1800.750	<b>BQ841875BX4C</b>	<b>£1,421.12</b>



**Kit C - Beech Worktop**

Size H.W.D.	Code	Price
1600.1200.750	<b>BQ841275BX6A</b>	<b>£1,384.44</b>
1600.1500.750	<b>BQ841575BX6B</b>	<b>£1,631.71</b>
1600.1800.750	<b>BQ841875BX6C</b>	<b>£1,747.19</b>




**Kit D - Beech Worktop**

Size H.W.D.	Code	Price
1600.1200.750	<b>BQ841275BX8A</b>	<b>£1,599.10</b>
1600.1500.750	<b>BQ841575BX8B</b>	<b>£1,847.73</b>
1600.1800.750	<b>BQ841875BX8C</b>	<b>£1,961.85</b>



**Kit E - Beech Worktop**

Size H.W.D.	Code	Price
2020.1200.750	<b>BQ841275B10A</b>	<b>£1,859.42</b>
2020.1500.750	<b>BQ841575B10B</b>	<b>£2,018.91</b>
2020.1800.750	<b>BQ841875B10C</b>	<b>£2,146.63</b>



**Kit F - Beech Worktop**

Size H.W.D.	Code	Price
2020.1200.750	<b>BQ841275B12A</b>	<b>£1,974.08</b>
2020.1500.750	<b>BQ841575B12B</b>	<b>£2,233.58</b>
2020.1800.750	<b>BQ841875B12C</b>	<b>£2,361.29</b>

Workbenches

Euroside

Cupboards

Lockers

Workstations

Cycle Parking

Smoking Shelters

Trucks & Trolleys

Canteen Furniture

Pallets

Barriers





Workbench shown with optional drawer units and a range of accessories

- General workshop bench suitable for use in assembly, production and light engineering.
- Cantilever construction allows for maximum leg room.
- Height-adjustable feet for easy levelling.
- Powder-coated light grey framework.
- Linoleum, MFC, Solid Beech and Laminate worktop options available.
- Full range of accessories available including drawers, cupboards, shelves, louvre panels and service ducts.
- Standard bench height: 840mm - 760mm and 920mm also available.
- Delivered in knock-down form.
- Order quantities may apply, please speak to the sales team.



Workbench shown with extension unit

## Solid Beech Worktop 27mm thick



Size H.W.D.	Code	Price
840.1200.750	<b>BC841275BLXX</b>	<b>£535.60</b>
840.1200.900	<b>BC841290BLXX</b>	<b>£580.13</b>
840.1500.750	<b>BC841575BLXX</b>	<b>£743.17</b>
840.1500.900	<b>BC841590BLXX</b>	<b>£770.34</b>
840.1800.750	<b>BC841875BLXX</b>	<b>£812.46</b>
840.1800.900	<b>BC841890BLXX</b>	<b>£839.63</b>



**All RED product codes are available on 5-Day Delivery**

## MFC Worktop 18mm thick



Size H.W.D.	Code	Price
840.1200.750	<b>BC841275GLXX</b>	<b>£457.86</b>
840.1200.900	<b>BC841290GLXX</b>	<b>£521.71</b>
840.1500.750	<b>BC841575GLXX</b>	<b>£600.51</b>
840.1500.900	<b>BC841590GLXX</b>	<b>£701.05</b>
840.1800.750	<b>BC841875GLXX</b>	<b>£612.74</b>
840.1800.900	<b>BC841890GLXX</b>	<b>£721.43</b>

## Linoleum Worktop 20mm thick



Size H.W.D.	Code	Price
840.1200.750	BC8412758LXX	<b>£487.75</b>
840.1200.900	BC8412908LXX	<b>£550.24</b>
840.1500.750	BC8415758LXX	<b>£630.40</b>
840.1500.900	BC8415908LXX	<b>£729.58</b>
840.1800.750	BC8418758LXX	<b>£653.50</b>
840.1800.900	BC8418908LXX	<b>£759.47</b>

## Laminate Worktop 20mm thick



Size H.W.D.	Code	Price
840.1200.750	<b>BC841275PLXX</b>	<b>£487.75</b>
840.1200.900	<b>BC841290PLXX</b>	<b>£550.24</b>
840.1500.750	<b>BC841575PLXX</b>	<b>£630.40</b>
840.1500.900	<b>BC841590PLXX</b>	<b>£729.58</b>
840.1800.750	<b>BC841875PLXX</b>	<b>£653.50</b>
840.1800.900	<b>BC841890PLXX</b>	<b>£759.47</b>

## MFC - Extension Benches

Size H.W.D.	Code	Price
840.900.600	BC849060GLET	<b>£288.03</b>
840.1200.600	BC841260GLET	<b>£313.84</b>
840.1200.750	BC841275GLET	<b>£342.37</b>

## Linoleum - Extension Benches

Size H.W.D.	Code	Price
840.900.600	BC8490608LET	<b>£414.38</b>
840.1200.600	BC8412608LET	<b>£433.40</b>
840.1200.750	BC8412758LET	<b>£467.37</b>

## Laminate - Extension Benches

Size H.W.D.	Code	Price
840.900.600	BC849060PLET	<b>£414.38</b>
840.1200.600	BC841260PLET	<b>£433.40</b>
840.1200.750	BC841275PLET	<b>£467.37</b>

## Drawer & Cupboard Options



Description	Code	Price
Single Drawer 220 x 420 x 420	<b>BEDR04021</b>	<b>£239.12</b>
Triple Drawer 435 x 420 x 420	<b>BEDR04043</b>	<b>£455.14</b>
Cupboard Unit 435 x 420 x 420	<b>BEUC04041</b>	<b>£214.66</b>

## Colour Options

Please add corresponding letters to the end of the code



**Please Note: Only Blue Drawers & Cupboards are available on 5-Day Delivery**

## Cantilever Workbench - Accessories

Key	Description	Code	Price
A	760mm Rear Support Posts	<b>BESP760SXXXX</b>	<b>£101.90</b>
A	1180mm Rear Support Posts	<b>BESP1180XXXX</b>	<b>£123.63</b>
B	Upper shelf 300mm MFC for 1200mm Bench	<b>BEUS1200GXXX</b>	<b>£137.22</b>
B	Upper shelf 300mm Linoleum for 1200mm Bench	BEUS12008XXX	<b>£142.66</b>
B	Upper shelf 300mm Laminate for 1200mm Bench	<b>BEUS1200PXXX</b>	<b>£142.66</b>
B	Upper shelf 300mm Beech for 1200mm Bench	BEUS1200BXXX	<b>£164.39</b>
B	Upper Shelf 300mm MFC for 1500mm Bench	<b>BEUS1500GXXX</b>	<b>£164.39</b>
B	Upper Shelf 300mm Linoleum for 1500mm Bench	BEUS15008XXX	<b>£169.83</b>
B	Upper shelf 300mm Laminate for 1500mm Bench	<b>BEUS1500PXXX</b>	<b>£169.83</b>
B	Upper Shelf 300mm Beech for 1500mm Bench	BEUS1500BXXX	<b>£199.72</b>
B	Upper Shelf 300mm MFC for 1800mm Bench	<b>BEUS1800GXXX</b>	<b>£187.49</b>
B	Upper Shelf 300mm Linoleum for 1800mm Bench	BEUS18008XXX	<b>£202.43</b>
B	Upper Shelf 300mm Laminate for 1800mm Bench	<b>BEUS1800PXXX</b>	<b>£202.43</b>
B	Upper Shelf 300mm Beech for 1800mm Bench	BEUS1800BXXX	<b>£241.83</b>
C	Light/Tool Rail Support for 1200mm Bench	<b>BERS1200XLXX</b>	<b>£107.33</b>
C	Light/Tool Rail Support for 1500mm Bench	<b>BERS1500XLXX</b>	<b>£114.12</b>
C	Light/Tool Rail Support for 1800mm Bench	<b>BERS1800XLXX</b>	<b>£118.20</b>
D	3 Setting LED Light	<b>BE3SETL1200X</b>	<b>£82.88</b>
	Tilting LED Light - 30 Watt	<b>BELED3012XXX</b>	<b>£220.10</b>
E	Louvred Back Panel with Pinboard for 1200mm Bench	<b>BELO4812IXXX</b>	<b>£197.00</b>
E	Louvred Back Panel with Pinboard for 1500mm Bench	<b>BELO4815IXXX</b>	<b>£205.15</b>
E	Louvred Back Panel with Pinboard for 1800mm Bench	<b>BELO4818IXXX</b>	<b>£239.12</b>
F	Worktop Service Duct for 1200mm Bench	<b>BESDWT122XXX</b>	<b>£164.39</b>
F	Worktop Service Duct for 1500mm Bench	<b>BESDWT15XXXX</b>	<b>£168.47</b>
F	Worktop Service Duct for 1800mm Bench	<b>BESDWT18XXXX</b>	<b>£176.62</b>
G	Post Fitted Service Duct for 1200mm Bench	<b>BESDSP12XXXX</b>	<b>£180.70</b>
G	Post Fitted Service Duct for 1500mm Bench	<b>BESDSP15XXXX</b>	<b>£188.85</b>
G	Post Fitted Service Duct for 1800mm Bench	<b>BESDSP18XXXX</b>	<b>£201.08</b>
	Monitor and Keyboard Support Arm	BEMONARMFMG	<b>£239.12</b>
H	Flat Screen Support Arm	<b>BEMONARMLSC</b>	<b>£95.10</b>

## Accessories







**5 DAY DELIVERY**

**Kit A - Laminate Worktop**

Size H.W.D.	Code	Price
840.1200.750	<b>BC841275PX1A</b>	<b>£941.53</b>
840.1500.750	<b>BC841575PX1B</b>	<b>£1,084.18</b>
840.1800.750	<b>BC841875PX1C</b>	<b>£1,107.28</b>



**Kit B - Laminate Worktop**

Size H.W.D.	Code	Price
840.1200.750	<b>BC841275PX3A</b>	<b>£1,180.64</b>
840.1500.750	<b>BC841575PX3B</b>	<b>£1,324.66</b>
840.1800.750	<b>BC841875PX3C</b>	<b>£1,346.40</b>



**Kit C - Laminate Worktop**

Size H.W.D.	Code	Price
1600.1200.750	<b>BC841275PX5A</b>	<b>£1,380.36</b>
1600.1500.750	<b>BC841575PX5B</b>	<b>£1,569.21</b>
1600.1800.750	<b>BC841875PX5C</b>	<b>£1,648.01</b>



**Kit D - Laminate Worktop**

Size H.W.D.	Code	Price
1600.1200.750	<b>BC841275PX7A</b>	<b>£1,595.02</b>
1600.1500.750	<b>BC841575PX7B</b>	<b>£1,783.87</b>
1600.1800.750	<b>BC841875PX7C</b>	<b>£1,862.67</b>



**Kit E - Laminate Worktop**

Size H.W.D.	Code	Price
2020.1200.750	<b>BC841275PX9A</b>	<b>£1,755.34</b>
2020.1500.750	<b>BC841575PX9B</b>	<b>£1,956.42</b>
2020.1800.750	<b>BC841875PX9C</b>	<b>£2,047.45</b>



**Kit F - Laminate Worktop**

Size H.W.D.	Code	Price
2020.1200.750	<b>BC841275P11A</b>	<b>£1,970.00</b>
2020.1500.750	<b>BC841575P11B</b>	<b>£2,171.08</b>
2020.1800.750	<b>BC841875P11C</b>	<b>£2,262.11</b>



**Kit A - Beech Worktop**

Size H.W.D.	Code	Price
840.1200.750	<b>BC841275BX2A</b>	<b>£989.08</b>
840.1500.750	<b>BC841575BX2B</b>	<b>£1,195.59</b>
840.1800.750	<b>BC841875BX2C</b>	<b>£1,266.24</b>



**Kit B - Beech Worktop**

Size H.W.D.	Code	Price
840.1200.750	<b>BC841275BX4A</b>	<b>£1,228.20</b>
840.1500.750	<b>BC841575BX4B</b>	<b>£1,436.07</b>
840.1800.750	<b>BC841875BX4C</b>	<b>£1,505.35</b>



**Kit C - Beech Worktop**

Size H.W.D.	Code	Price
1600.1200.750	<b>BC841275BX6A</b>	<b>£1,427.91</b>
1600.1500.750	<b>BC841575BX6B</b>	<b>£1,680.62</b>
1600.1800.750	<b>BC841875BX6C</b>	<b>£1,806.97</b>



**Kit D - Beech Worktop**

Size H.W.D.	Code	Price
1600.1200.750	<b>BC841275BX8A</b>	<b>£1,642.58</b>
1600.1500.750	<b>BC841575BX8B</b>	<b>£1,895.28</b>
1600.1800.750	<b>BC841875BX8C</b>	<b>£2,021.63</b>



**Kit E - Beech Worktop**

Size H.W.D.	Code	Price
2020.1200.750	<b>BC841275B10A</b>	<b>£1,802.89</b>
2020.1500.750	<b>BC841575B10B</b>	<b>£2,067.82</b>
2020.1800.750	<b>BC841875B10C</b>	<b>£2,206.40</b>



**Kit F - Beech Worktop**

Size H.W.D.	Code	Price
2020.1200.750	<b>BC841275B12A</b>	<b>£2,017.56</b>
2020.1500.750	<b>BC841575B12B</b>	<b>£2,282.49</b>
2020.1800.750	<b>BC841875B12C</b>	<b>£2,421.07</b>

Workbenches

Euroside

Cupboards

Lockers

Workstations

Cycle Parking

Smoking Shelters

Trucks & Trolleys

Canteen Furniture

Pallets

Barriers



- Workbenches
- Euroside
- Cupboards
- Lockers
- Workstations
- Cycle Parking
- Smoking Shelters
- Trucks & Trolleys
- Canteen Furniture
- Pallets
- Barriers



**£1,069.24** FROM

**200KG UDL**  
EVENLY DISTRIBUTED

Height-adjustable bench shown with laminate worktop and optional accessories

- Height-adjustable bench suitable for heavy use in assembly, production and engineering.
- Adjustable in height from 730mm to 950mm.
- Powder-coated light grey framework.
- Full range of accessories available including drawers, cupboards, shelves, louvre panels and service ducts.
- Linoleum, Laminate and Solid Beech worktop options available.
- ESD height adjustable workbench available - please see page 22.



Height-adjustable bench shown with Beech worktop

## Linoleum Worktop 20mm thick



Size W.D.	Code	Price
900.600	BA7990608LXX	£1,131.73
1200.600	BA7912608LXX	£1,290.69
1200.750	BA7912758LXX	£1,305.64
1500.600	BA7915608LXX	£1,353.19
1500.750	BA7915758LXX	£1,396.66
1800.600	BA7918608LXX	£1,400.74
1800.750	BA7918758LXX	£1,418.40

## Laminate Worktop 20mm thick

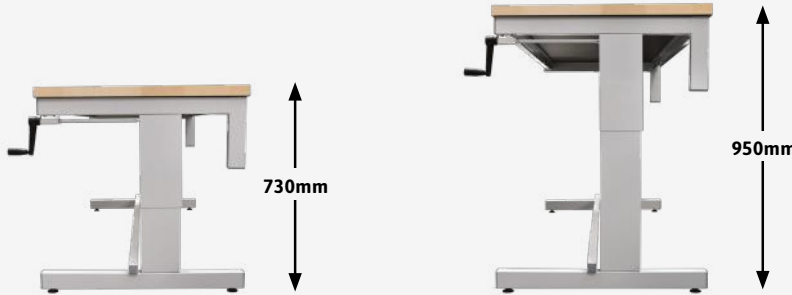


Size W.D.	Code	Price
900.600	BA799060PLXX	£1,131.73
1200.600	BA791260PLXX	£1,290.69
1200.750	BA791275PLXX	£1,305.64
1500.600	BA791560PLXX	£1,353.19
1500.750	BA791575PLXX	£1,396.66
1800.600	BA791860PLXX	£1,400.74
1800.750	BA791875PLXX	£1,418.40

## Solid Beech Worktop 27mm thick



Size W.D.	Code	Price
900.600	BA799060BLXX	£1,069.24
1200.600	BA791260BLXX	£1,157.55
1200.750	BA791275BLXX	£1,338.24
1500.600	BA791560BLXX	£1,438.78
1500.750	BA791575BLXX	£1,509.43
1800.600	BA791860BLXX	£1,453.73
1800.750	BA791875BLXX	£1,577.36



Height adjustable bench shown with Linoleum worktop

## Drawer & Cupboard Options

Description	Code	Price
Single Drawer 220 x 420 x 420	BEDR04021	£239.12
Triple Drawer 435 x 420 x 420	BEDR04043	£455.14
Cupboard Unit 435 x 420 x 420	BECU04041	£214.66



## Colour Options

Please add corresponding letters to the end of the code



## Premium Height Adjustable Workbench - Accessories

Key	Description	Code	Price
A	760mm Rear Support Posts	BESP760SXXXX	£101.90
A	1180mm Rear Support Posts	BESP1180XXXX	£123.63
B	Upper Shelf 300mm Beech for 1200mm Bench	BEUS1200BXXX	£164.39
B	Upper Shelf 300mm Linoleum for 1200mm Bench	BEUS1200LXXX	£142.66
B	Upper Shelf 300mm Laminate for 1200mm Bench	BEUS1200PXXX	£142.66
B	Upper Shelf 300mm Beech for 1500mm Bench	BEUS1500BXXX	£199.72
B	Upper Shelf 300mm Linoleum for 1500mm Bench	BEUS1500LXXX	£169.83
B	Upper shelf 300mm Laminate for 1500mm Bench	BEUS1500PXXX	£169.83
B	Upper Shelf 300mm Beech for 1800mm Bench	BEUS1800BXXX	£241.83
B	Upper Shelf 300mm Linoleum for 1800mm Bench	BEUS1800LXXX	£202.43
B	Upper Shelf 300mm Laminate for 1800mm Bench	BEUS1800PXXX	£202.43
C	Light/Tool Rail Support for 1200mm Bench	BERS1200XLXX	£107.33
C	Light/Tool Rail Support for 1500mm Bench	BERS1500XLXX	£114.12
C	Light/Tool Rail Support for 1800mm Bench	BERS1800XLXX	£118.20
D	3 Setting LED Light	BE3SETL1200X	£82.88
	Tilting LED Light - 30 Watt	BELED3012XXX	£220.10
E	Louvred Back Panel with Pinboard for 1200mm Bench	BELO4812IXXX	£197.00
E	Louvred Back Panel with Pinboard for 1500mm Bench	BELO4815IXXX	£205.15
E	Louvred Back Panel with Pinboard for 1800mm Bench	BELO4818IXXX	£239.12
F	Worktop Service Duct for 1200mm Bench	BESDWT122XXX	£164.39
F	Worktop Service Duct for 1500mm Bench	BESDWT15XXXX	£168.47
F	Worktop Service Duct for 1800mm Bench	BESDWT18XXXX	£176.62
G	Post Fitted Service Duct for 1200mm Bench	BESD5P12XXXX	£180.70
G	Post Fitted Service Duct for 1500mm Bench	BESD5P15XXXX	£188.85
G	Post Fitted Service Duct for 1800mm Bench	BESD5P18XXXX	£201.08
	Monitor and Keyboard Support Arm	BEMONARMFMG	£239.12
H	Flat Screen Support Arm	BEMONARMFSC	£95.10

## Accessories





- Workbenches
- Euroside
- Cupboards
- Lockers
- Workstations
- Cycle Parking
- Smoking Shelters
- Trucks & Trolleys
- Canteen Furniture
- Pallets
- Barriers



**NEW  
PRODUCT**

**£1,369 FROM .24**

**200KG  
UDL**  
EVENLY DISTRIBUTED

Height-adjustable bench shown with laminate worktop and optional accessories

- Height-adjustable bench suitable for heavy-duty use in assembly, production and engineering.
- Adjustable in height from 650mm to 1290mm with a two-button switch.
- Powder-coated light grey framework with dark grey cantilever legs.
- Full range of accessories available including drawers, cupboards, shelves, louvre panels and service ducts.
- Linoleum, Laminate and Solid Beech worktop options available.



## Linoleum Worktop 20mm thick



Size W.D.	Code	Price
900.600	BAE6590608LX	<b>£1,431.73</b>
1200.600	BAE6512608LX	<b>£1,590.69</b>
1200.750	BAE6512758LX	<b>£1,605.64</b>
1500.600	BAE6515608LX	<b>£1,653.19</b>
1500.750	BAE6515758LX	<b>£1,696.66</b>
1800.600	BAE6518608LX	<b>£1,700.74</b>
1800.750	BAE6518758LX	<b>£1,718.40</b>

## Laminate Worktop 20mm thick

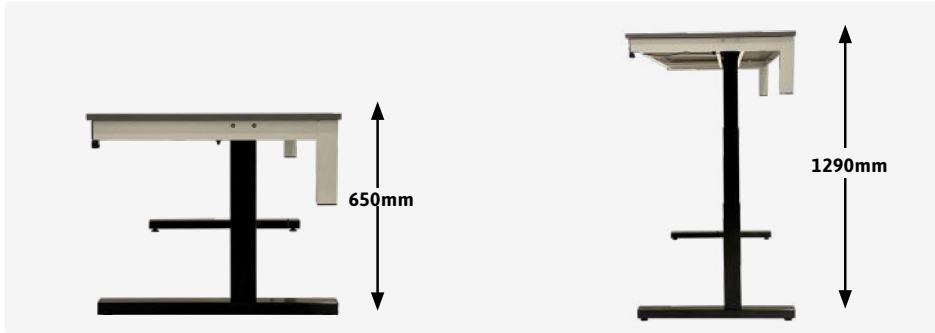


Size W.D.	Code	Price
900.600	BAE659060PLX	<b>£1,431.73</b>
1200.600	BAE651260PLX	<b>£1,590.69</b>
1200.750	BAE651275PLX	<b>£1,605.64</b>
1500.600	BAE651560PLX	<b>£1,653.19</b>
1500.750	BAE651575PLX	<b>£1,696.66</b>
1800.600	BAE651860PLX	<b>£1,700.74</b>
1800.750	BAE651875PLX	<b>£1,718.40</b>

## Solid Beech Worktop 27mm thick



Size W.D.	Code	Price
900.600	BAE659060BLX	<b>£1,369.24</b>
1200.600	BAE651260BLX	<b>£1,457.55</b>
1200.750	BAE651275BLX	<b>£1,638.24</b>
1500.600	BAE651560BLX	<b>£1,738.78</b>
1500.750	BAE651575BLX	<b>£1,809.43</b>
1800.600	BAE651860BLX	<b>£1,753.73</b>
1800.750	BAE651875BLX	<b>£1,877.36</b>



Height adjustable with a two-button adjustment switch

## Drawer & Cupboard Options

Description	Code	Price
Single Drawer 220 x 420 x 420	BEDR04021	<b>£239.12</b>
Triple Drawer 435 x 420 x 420	BEDR04043	<b>£455.14</b>
Cupboard Unit 435 x 420 x 420	BECU04041	<b>£214.66</b>



## Colour Options

Please add corresponding letters to the end of the code



## Premium Height Adjustable Workbench - Accessories

Key	Description	Code	Price
A	760mm Rear Support Posts	BESP760SXXXX	<b>£101.90</b>
A	1180mm Rear Support Posts	BESP1180XXXX	<b>£123.63</b>
B	Upper shelf 300mm Beech for 1200mm Bench	BEUS1200BXXX	<b>£164.39</b>
B	Upper shelf 300mm Linoleum for 1200mm Bench	BEUS1200LXXX	<b>£142.66</b>
B	Upper shelf 300mm Laminate for 1200mm Bench	BEUS1200PXXX	<b>£142.66</b>
B	Upper Shelf 300mm Beech for 1500mm Bench	BEUS1500BXXX	<b>£199.72</b>
B	Upper Shelf 300mm Linoleum for 1500mm Bench	BEUS1500LXXX	<b>£169.83</b>
B	Upper shelf 300mm Laminate for 1500mm Bench	BEUS1500PXXX	<b>£169.83</b>
B	Upper Shelf 300mm Beech for 1800mm Bench	BEUS1800BXXX	<b>£241.83</b>
B	Upper Shelf 300mm Linoleum for 1800mm Bench	BEUS1800LXXX	<b>£202.43</b>
B	Upper Shelf 300mm Laminate for 1800mm Bench	BEUS1800PXXX	<b>£202.43</b>
C	Light/Tool Rail Support for 1200mm Bench	BERS1200XLXX	<b>£107.33</b>
C	Light/Tool Rail Support for 1500mm Bench	BERS1500XLXX	<b>£114.12</b>
C	Light/Tool Rail Support for 1800mm Bench	BERS1800XLXX	<b>£118.20</b>
D	3 Setting LED Light	BE3SETL1200X	<b>£82.88</b>
	Tilting LED Light - 30 Watt	BELED3012XXX	<b>£220.10</b>
E	Louvred Back Panel with Pinboard for 1200mm Bench	BELO4812IXXX	<b>£197.00</b>
E	Louvred Back Panel with Pinboard for 1500mm Bench	BELO4815IXXX	<b>£205.15</b>
E	Louvred Back Panel with Pinboard for 1800mm Bench	BELO4818IXXX	<b>£239.12</b>
F	Worktop Service Duct for 1200mm Bench	BESDWT122XXX	<b>£164.39</b>
F	Worktop Service Duct for 1500mm Bench	BESDWT15XXXX	<b>£168.47</b>
F	Worktop Service Duct for 1800mm Bench	BESDWT18XXXX	<b>£176.62</b>
G	Post Fitted Service Duct for 1200mm Bench	BESDSP12XXXX	<b>£180.70</b>
G	Post Fitted Service Duct for 1500mm Bench	BESDSP15XXXX	<b>£188.85</b>
G	Post Fitted Service Duct for 1800mm Bench	BESDSP18XXXX	<b>£201.08</b>
	Monitor and Keyboard Support Arm	BEMONARMFMG	<b>£239.12</b>
H	Flat Screen Support Arm	BEMONARMLSC	<b>£95.10</b>

## Accessories





**NEW PRODUCT**

**Kit A - Laminate Worktop**

Size W.D.	Code	Price
1200.750	BH65127PX1A	£2,059.42
1500.750	BH651575PX1B	£2,150.44
1800.750	BH651875PX1C	£2,172.18



**NEW PRODUCT**

**Kit B - Laminate Worktop**

Size W.D.	Code	Price
1200.750	BH65127PX2A	£2,275.44
1500.750	BH651575PX2B	£2,366.46
1800.750	BH651875PX2C	£2,388.20



**NEW PRODUCT**

**Kit C - Laminate Worktop**

Size W.D.	Code	Price
1200.750	BH651275PX3A	£2,500.98
1500.750	BH651575PX3B	£2,627.32
1800.750	BH651875PX3C	£2,715.63



**NEW PRODUCT**

**Kit D - Laminate Worktop**

Size W.D.	Code	Price
1200.750	BH651275PX4A	£2,717.00
1500.750	BH651575PX4B	£2,843.34
1800.750	BH651875PX4C	£2,931.65



**NEW PRODUCT**

**Kit E - Laminate Worktop**

Size W.D.	Code	Price
1200.750	BH651275PX5A	£2,877.31
1500.750	BH651575PX5B	£3,014.52
1800.750	BH651875PX5C	£3,115.07



**NEW PRODUCT**

**Kit F - Laminate Worktop**

Size W.D.	Code	Price
1200.750	BH651275PX6A	£3,117.79
1500.750	BH651575PX6B	£3,255.00
1800.750	BH651875PX6C	£3,355.55





**Kit A - Beech Worktop**

Size W.D.	Code	Price
1200.750	BH651275BX1A	£2,092.02
1500.750	BH651575BX1B	£2,263.21
1800.750	BH651875BX1C	£2,331.14



**Kit B - Beech Worktop**

Size W.D.	Code	Price
1200.750	BH651275BX2A	£2,308.04
1500.750	BH651575BX2B	£2,479.23
1800.750	BH651875BX2C	£2,547.16



**Kit C - Beech Worktop**

Size W.D.	Code	Price
1200.750	BH651275BX3A	£2,533.58
1500.750	BH651575BX3B	£2,740.09
1800.750	BH651875BX3C	£2,874.59



**Kit D - Beech Worktop**

Size W.D.	Code	Price
1200.750	BH651275BX4A	£2,749.60
1500.750	BH651575BX4B	£2,956.11
1800.750	BH651875BX4C	£3,090.61



**Kit E - Beech Worktop**

Size W.D.	Code	Price
1200.750	BH651275BX5A	£2,909.91
1500.750	BH651575BX5B	£3,127.29
1800.750	BH651875BX5C	£3,274.03



**Kit F - Beech Worktop**

Size W.D.	Code	Price
1200.750	BH651275BX6A	£3,150.39
1500.750	BH651575BX6B	£3,367.77
1800.750	BH651875BX6C	£3,514.51

Workbenches

Euroside

Cupboards

Lockers

Workstations

Cycle Parking

Smoking Shelters

Trucks & Trolleys

Canteen Furniture

Pallets


Barriers

- Workbenches
- Euroside
- Cupboards
- Lockers
- Workstations
- Cycle Parking
- Smoking Shelters
- Trucks & Trolleys
- Canteen Furniture
- Pallets
- Barriers



Static Dissipative bench shown with extension bench and a range of accessories

- General workshop bench with static dissipative properties.
- Suitable for use as an assembly or repair bench in the electrical and electronic industries.
- A leg in each corner gives firm support.
- Powder-coated light grey framework.
- Neostat or Lamstat worktop options available.
- Full range of accessories available including wrist straps, circuit breakers and earth/ground leads.
- Standard bench height: 840mm - 760 and 920mm also available.
- Delivered in knock-down form.
- Order quantities may apply, please speak to the sales team.



Static Dissipative bench shown with extension bench

## Neostat Worktop 20mm thick 10<sup>5</sup> 10<sup>7</sup> ohms

Size H.W.D.	Code	Price
840.900.600	BQ849060NLXX	£532.58
840.1200.600	BQ841260NLXX	£615.46
840.1200.750	BQ841275NLXX	£680.67
840.1200.900	BQ841290NLXX	£755.39
840.1500.600	BQ841560NLXX	£778.49
840.1500.750	BQ841575NLXX	£949.68
840.1500.900	BQ841590NLXX	£989.08
840.1800.600	BQ841860NLXX	£874.95
840.1800.750	BQ841875NLXX	£1,044.78
840.1800.900	BQ841890NLXX	£1,090.97

### Neostat - Extension Benches

Size H.W.D.	Code	Price
840.900.600	BQ849060NLET	£517.64
840.1200.600	BQ841260NLET	£567.90
840.1200.750	BQ841275NLET	£630.40

### Neostat Lower Shelves - 450mm Deep

To Fit W.	Code	Price
1200	BELS1145NLXX	£237.76
1500	BELS1445NLXX	£308.41
1800	BELS1745NLXX	£320.64

## Lamstat Worktop 20mm thick 10<sup>6</sup> 10<sup>8</sup> ohms

Size H.W.D.	Code	Price
840.900.600	BQ849060LLXX	£531.22
840.1200.600	BQ841260LLXX	£584.21
840.1200.750	<b>BQ841275LLXX</b>	£648.06
840.1200.900	<b>BQ841290LLXX</b>	£752.68
840.1500.600	BQ841560LLXX	£740.45
840.1500.750	<b>BQ841575LLXX</b>	£997.23
840.1500.900	<b>BQ841590LLXX</b>	£1,036.63
840.1800.600	BQ841860LLXX	£991.80
840.1800.750	<b>BQ841875LLXX</b>	£1,052.93
840.1800.900	<b>BQ841890LLXX</b>	£1,097.77

### Lamstat - Extension Benches

Size H.W.D.	Code	Price
840.900.600	BQ849060LLET	£508.13
840.1200.600	BQ841260LLET	£535.30
840.1200.750	BQ841275LLET	£600.51

### Lamstat Lower Shelves - 450mm Deep

To Fit W.	Code	Price
1200	BELS1145LLXX	£213.38
1500	BELS1445LLXX	£270.37
1800	BELS1745LLXX	£297.54



**All RED product codes are available on 5-Day Delivery**

## Drawer & Cupboard Options

Description	Code	Price
Single Drawer 220 x 420 x 420	<b>BEDR04021</b>	£239.12
Triple Drawer 435 x 420 x 420	<b>BEDR04043</b>	£455.14
Cupboard Unit 435 x 420 x 420	<b>BECU04041</b>	£214.66



**Please Note: Only Blue Drawers & Cupboards are available on 5-Day Delivery**

## Colour Options


Please add corresponding letters to the end of the code



## Square Tube Static Dissipative Workbench - Accessories

Key	Description	Code	Price
A	760mm Rear Support Posts	<b>BESP760SXXX</b>	£101.90
A	1180mm Rear Support Posts	<b>BESP1180SXXX</b>	£123.63
B	Upper shelf 300mm Neostat for 1200mm Bench	BEUS1200NXXX	£237.76
B	Upper shelf 300mm Lamstat for 1200mm Bench	<b>BEUS1200LXXX</b>	£213.30
B	Upper shelf 300mm Neostat for 1500mm Bench	BEUS1500NXXX	£308.41
B	Upper shelf 300mm Lamstat for 1500mm Bench	<b>BEUS1500LXXX</b>	£270.37
B	Upper shelf 300mm Neostat for 1800mm Bench	BEUS1800NXXX	£320.64
B	Upper shelf 300mm Lamstat for 1800mm Bench	<b>BEUS1800LXXX</b>	£297.54
C	Light/Tool Rail Support for 1200mm Bench	<b>BERS1200LXX</b>	£107.33
C	Light/Tool Rail Support for 1500mm Bench	<b>BERS1500LXX</b>	£114.12
C	Light/Tool Rail Support for 1800mm Bench	<b>BERS1800LXX</b>	£118.20
D	3 Setting LED Light	<b>BE3SETL1200X</b>	£82.88
	Tilting LED Light - 30 Watt	<b>BELED3012XXX</b>	£220.10
E	Louvred Galv back panel with pinboard for 1200mm Bench	<b>BELO4812ZXXX</b>	£205.15
E	Louvred Galv back panel with pinboard for 1500mm Bench	<b>BELO4815ZXXX</b>	£226.89
E	Louvred Galv back panel with pinboard for 1800mm Bench	<b>BELO4818ZXXX</b>	£252.70
F	Worktop Service Duct for 1200mm Bench	<b>BESDWT122XXX</b>	£164.39
F	Worktop Service Duct for 1500mm Bench	<b>BESDWT15XXX</b>	£168.47
F	Worktop Service Duct for 1800mm Bench	<b>BESDWT18XXX</b>	£176.62
G	Post Fitted Service Duct for 1200mm Bench	<b>BESDSP12XXX</b>	£180.70
G	Post Fitted Service Duct for 1500mm Bench	<b>BESDSP15XXX</b>	£188.85
G	Post Fitted Service Duct for 1800mm Bench	<b>BESDSP18XXX</b>	£201.08
	RCB circuit breaker	<b>BERCBCIBXXX</b>	£126.35
	Wrist strap with 10mm stud or 4mm banana	<b>BEWRISTRXXX</b>	£42.12
	Earth/ground lead with 1m ohm resistor	<b>BEEARGROXXX</b>	£25.81
	Earth/ground lead with 3 pin plug	<b>BEEALEAD3PIN</b>	£39.40
	Insulating strip - required for Worktop Service Ducts	<b>BESERINSXXX</b>	£13.59
	Double Data Socket	<b>BEDDSBPPXXX</b>	£65.21
	Flat Screen Support Arm	<b>BEMONARMLSC</b>	£95.10
	Anti-Static Floor Mat 1200mm x 1500mm	BEFLMA15XXXX	POA
	Anti-Static Floor Mat 1200mm x 2000mm	BEFLMA20XXXX	POA
	Anti-Static Floor Mat 1200mm x 3000mm	BEFLMA30XXXX	POA

## Accessories





- Workbenches
- Euroside
- Cupboards
- Lockers
- Workstations
- Cycle Parking
- Smoking Shelters
- Trucks & Trolleys
- Canteen Furniture
- Pallets
- Barriers



**250KG UDL**  
EVENLY DISTRIBUTED

Static Dissipative bench shown with extension bench and a range of accessories



- General workshop bench with static dissipative properties.
- Suitable for use as an assembly or repair bench in the electrical and electronic industries.
- Cantilever construction allows for maximum leg room.
- Powder-coated light grey framework.
- Neostat or Lamstat worktop options available.
- Full range of accessories available including wrist straps, circuit breakers and earth/ground leads.
- Standard bench height: 840mm - 760mm and 920mm also available.
- Delivered in knock-down form.
- Order quantities may apply, please speak to the sales team.



## Neostat Worktop 20mm thick 10<sup>5</sup> 10<sup>7</sup> ohms

Size H.W.D.	Code	Price
840.1200.750	BC841275NLXX	£517.64
840.1200.900	BC841290NLXX	£798.87
840.1500.750	BC841575NLXX	£998.59
840.1500.900	BC841590NLXX	£1,037.99
840.1800.750	BC841875NLXX	£1,104.56
840.1800.900	BC841890NLXX	£1,150.75

### Neostat - Extension Benches

Size H.W.D.	Code	Price
840.900.600	BC846060NLXX	£620.89
840.1200.600	BC849060NLXX	£643.99
840.1200.750	BC841260NLXX	£676.59

## Lamstat Worktop 20mm thick 10<sup>6</sup> 10<sup>8</sup> ohms

Size H.W.D.	Code	Price
840.1200.750	BC841275LLXX	£691.54
840.1200.900	BC841290LLXX	£796.15
840.1500.750	BC841575LLXX	£1,046.14
840.1500.900	BC841590LLXX	£1,085.54
840.1800.750	BC841875LLXX	£1,112.71
840.1800.900	BC841890LLXX	£1,156.19

### Lamstat - Extension Benches

Size H.W.D.	Code	Price
840.900.600	BC846060LLXX	£586.93
840.1200.600	BC849060LLXX	£607.30
840.1200.750	BC841260LLXX	£642.63



## Drawer & Cupboard Options

Description	Code	Price
Single Drawer 220 x 420 x 420	BEDR04021	£239.12
Triple Drawer 435 x 420 x 420	BEDR04043	£455.14
Cupboard Unit 435 x 420 x 420	BECU04041	£214.66



Please Note: Only **Blue** Drawers & Cupboards are available on 5-Day Delivery

## Colour Options

Please add corresponding letters to the end of the code.




All **RED** product codes are available on 5-Day Delivery

## Cantilever Static Dissipative Workbench - Accessories

Key	Description	Code	Price
A	760mm Rear Support Posts	BESP760SXXX	£101.90
A	1180mm Rear Support Posts	BESP1180SXXX	£123.63
B	Upper shelf 300mm Neostat for 1200mm Bench	BEUS1200NXXX	£237.76
B	Upper shelf 300mm Lamstat for 1200mm Bench	BEUS1200LXXX	£213.30
B	Upper shelf 300mm Neostat for 1500mm Bench	BEUS1500NXXX	£308.41
B	Upper shelf 300mm Lamstat for 1500mm Bench	BEUS1500LXXX	£270.37
B	Upper shelf 300mm Neostat for 1800mm Bench	BEUS1800NXXX	£320.64
B	Upper shelf 300mm Lamstat for 1800mm Bench	BEUS1800LXXX	£297.54
C	Light/Tool Rail Support for 1200mm Bench	BERS1200LXX	£107.33
C	Light/Tool Rail Support for 1500mm Bench	BERS1500LXX	£114.12
C	Light/Tool Rail Support for 1800mm Bench	BERS1800LXX	£118.20
D	3 Setting LED Light	BE3SETL1200X	£82.88
	Tilting LED Light - 30 Watt	BELED3012XXX	£220.10
E	Louvred Galv back panel with pinboard for 1200mm Bench	BELO4812ZXXX	£205.15
E	Louvred Galv back panel with pinboard for 1500mm Bench	BELO4815ZXXX	£226.89
E	Louvred Galv back panel with pinboard for 1800mm Bench	BELO4818ZXXX	£252.70
F	Worktop Service Duct for 1200mm Bench	BESDWT122XXX	£164.39
F	Worktop Service Duct for 1500mm Bench	BESDWT15XXX	£168.47
F	Worktop Service Duct for 1800mm Bench	BESDWT18XXX	£176.62
	Post Fitted Service Duct for 1200mm Bench	BESDSP12XXX	£180.70
	Post Fitted Service Duct for 1500mm Bench	BESDSP15XXX	£188.85
	Post Fitted Service Duct for 1800mm Bench	BESDSP18XXX	£201.08
	RCB circuit breaker	BERCBCIBXXX	£126.35
	Wrist strap with 10mm stud or 4mm banana	BEWRISTRXXX	£42.12
	Earth/ground lead with 1m ohm resistor	BEEARGROXXX	£25.81
	Earth/ground lead with 3 pin plug	BEEALEAD3PIN	£39.40
	Insulating strip - required for Worktop Service Ducts	BESERINSXXX	£13.59
	Double Data Socket	BEDDSBPXXX	£65.21
G	Flat Screen Support Arm	BEMONARMLSC	£95.10
	Anti-Static Floor Mat 1200mm x 1500mm	BEFLMA15XXX	POA
	Anti-Static Floor Mat 1200mm x 2000mm	BEFLMA20XXX	POA
	Anti-Static Floor Mat 1200mm x 3000mm	BEFLMA30XXX	POA

## Accessories





**Kit A - Lamstat Worktop**

Size H.W.D.	Code	Price
840.1200.750	<b>BQ841275LX1A</b>	<b>£1,100.49</b>
840.1500.750	<b>BQ841575LX1B</b>	<b>£1,451.01</b>
840.1800.750	<b>BQ841875LX1C</b>	<b>£1,506.71</b>



**Kit B - Lamstat Worktop**

Size H.W.D.	Code	Price
840.1200.750	<b>BQ841275LX3A</b>	<b>£1,316.51</b>
840.1500.750	<b>BQ841575LX3B</b>	<b>£1,665.67</b>
840.1800.750	<b>BQ841875LX3C</b>	<b>£1,721.38</b>



**Kit C - Lamstat Worktop**

Size H.W.D.	Code	Price
1600.1200.750	<b>BQ841275LX5A</b>	<b>£1,618.12</b>
1600.1500.750	<b>BQ841575LX5B</b>	<b>£2,048.80</b>
1600.1800.750	<b>BQ841875LX5C</b>	<b>£2,156.14</b>



**Kit D - Lamstat Worktop**

Size H.W.D.	Code	Price
1600.1200.750	<b>BQ841275LX7A</b>	<b>£1,834.14</b>
1600.1500.750	<b>BQ841575LX7B</b>	<b>£2,263.47</b>
1600.1800.750	<b>BQ841875LX7C</b>	<b>£2,372.16</b>



**Kit E - Lamstat Worktop**

Size H.W.D.	Code	Price
2020.1200.750	<b>BQ841275LX9A</b>	<b>£1,993.10</b>
2020.1500.750	<b>BQ841575LX9B</b>	<b>£2,434.65</b>
2020.1800.750	<b>BQ841875LX9C</b>	<b>£2,555.57</b>



**Kit F - Lamstat Worktop**

Size H.W.D.	Code	Price
2020.1200.750	<b>BQ841275L11A</b>	<b>£2,202.76</b>
2020.1500.750	<b>BQ841575L11B</b>	<b>£2,650.67</b>
2020.1800.750	<b>BQ841875L11C</b>	<b>£2,770.23</b>





**Kit A - Lamstat Worktop**

Size H.W.D.	Code	Price
840.1200.750	<b>BC841275LX1A</b>	<b>£1,143.96</b>
840.1500.750	<b>BC841575LX1B</b>	<b>£1,499.92</b>
840.1800.750	<b>BC841875LX1C</b>	<b>£1,566.49</b>

**Kit B - Lamstat Worktop**

Size H.W.D.	Code	Price
840.1200.750	<b>BC841275LX3A</b>	<b>£1,359.98</b>
840.1500.750	<b>BC841575LX3B</b>	<b>£1,714.58</b>
840.1800.750	<b>BC841875LX3C</b>	<b>£1,781.16</b>



**Kit C - Lamstat Worktop**

Size H.W.D.	Code	Price
1600.1200.750	<b>BC841275LX5A</b>	<b>£1,660.24</b>
1600.1500.750	<b>BC841575LX5B</b>	<b>£2,096.36</b>
1600.1800.750	<b>BC841875LX5C</b>	<b>£2,214.56</b>

**Kit D - Lamstat Worktop**

Size H.W.D.	Code	Price
1600.1200.750	<b>BC841275LX7A</b>	<b>£1,876.26</b>
1600.1500.750	<b>BC841575LX7B</b>	<b>£2,312.38</b>
1600.1800.750	<b>BC841875LX7C</b>	<b>£2,430.58</b>



**Kit E - Lamstat Worktop**

Size H.W.D.	Code	Price
2020.1200.750	<b>BC841275LX9A</b>	<b>£2,036.58</b>
2020.1500.750	<b>BC841575LX9B</b>	<b>£2,483.56</b>
2020.1800.750	<b>BC841875LX9C</b>	<b>£2,615.35</b>

**Kit F - Lamstat Worktop**

Size H.W.D.	Code	Price
2020.1200.750	<b>BC841275L11A</b>	<b>£2,251.24</b>
2020.1500.750	<b>BC841575L11B</b>	<b>£2,699.58</b>
2020.1800.750	<b>BC841875L11C</b>	<b>£2,830.01</b>

- Workbenches
- Euroside
- Cupboards
- Lockers
- Workstations
- Cycle Parking
- Smoking Shelters
- Trucks & Trolleys
- Canteen Furniture
- Pallets
- Barriers

- Workbenches
- Euroside
- Cupboards
- Lockers
- Workstations
- Cycle Parking
- Smoking Shelters
- Trucks & Trolleys
- Canteen Furniture
- Pallets
- Barriers



**200KG  
UDL**  
EVENLY DISTRIBUTED

Static Dissipative bench shown with a range of above bench accessories

- Height-adjustable workshop bench with static dissipative properties.
- Suitable for use as an assembly or repair bench in the electrical and electronic industries.
- Powder-coated light grey framework.
- Neostat or Lamstat worktop options available.
- Full range of accessories available including wrist straps, circuit breakers and earth/ground leads.
- Adjustable in height from 730mm to 950mm.
- Workbench height can be easily adjusted with a crank handle.
- Order quantities may apply, please speak to the sales team.

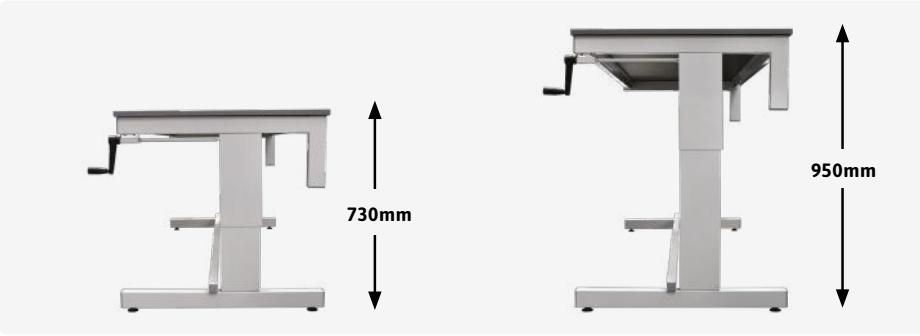



## Neostat Worktop 20mm thick 10<sup>5</sup> 10<sup>7</sup> ohms

Size W.D.	Code	Price
900.600	BA799060NLXX	<b>£1,224.12</b>
1200.600	BA791260NLXX	<b>£1,426.55</b>
1200.750	BA791275NLXX	<b>£1,490.41</b>
1500.600	BA791560NLXX	<b>£1,542.04</b>
1500.750	BA791575NLXX	<b>£1,705.07</b>
1800.600	BA791860NLXX	<b>£1,639.86</b>
1800.750	BA791875NLXX	<b>£1,805.61</b>

## Lamstat Worktop 20mm thick 10<sup>6</sup> 10<sup>8</sup> ohms

Size W.D.	Code	Price
900.600	BA799060LLXX	<b>£1,222.76</b>
1200.600	BA791260LLXX	<b>£1,398.02</b>
1200.750	BA791275LLXX	<b>£1,457.80</b>
1500.600	BA791560LLXX	<b>£1,505.35</b>
1500.750	BA791575LLXX	<b>£1,751.27</b>
1800.600	BA791860LLXX	<b>£1,753.98</b>
1800.750	BA791875LLXX	<b>£1,815.12</b>



## Drawer & Cupboard Options

Description	Code	Price
Single Drawer 220 x 420 x 420	BEDR04021	<b>£239.12</b>
Triple Drawer 435 x 420 x 420	BEDR04043	<b>£455.14</b>
Cupboard Unit 435 x 420 x 420	BECU04041	<b>£214.66</b>



## Colour Options


Please add corresponding letters to the end of the code.



## Premium Height Adjustable ESD Workbench - Accessories

Key	Description	Code	Price
A	760mm Rear Support Posts	BESP760SXXX	<b>£101.90</b>
A	1180mm Rear Support Posts	BESP1180SXXX	<b>£123.63</b>
B	Upper shelf 300mm Neostat for 1200mm Bench	BEUS1200NXXX	<b>£237.76</b>
B	Upper shelf 300mm Lamstat for 1200mm Bench	BEUS1200LXXX	<b>£213.30</b>
B	Upper shelf 300mm Neostat for 1500mm Bench	BEUS1500NXXX	<b>£308.41</b>
B	Upper shelf 300mm Lamstat for 1500mm Bench	BEUS1500LXXX	<b>£270.37</b>
B	Upper shelf 300mm Neostat for 1800mm Bench	BEUS1800NXXX	<b>£320.64</b>
B	Upper shelf 300mm Lamstat for 1800mm Bench	BEUS1800LXXX	<b>£297.54</b>
C	Light/Tool Rail Support for 1200mm Bench	BERS1200LXX	<b>£107.33</b>
C	Light/Tool Rail Support for 1500mm Bench	BERS1500LXX	<b>£114.12</b>
C	Light/Tool Rail Support for 1800mm Bench	BERS1800LXX	<b>£118.20</b>
D	3 Setting LED Light	BE3SETL1200X	<b>£82.88</b>
	Tilting LED Light - 30 Watt	BELED3012XXX	<b>£220.10</b>
E	Louvred Galv back panel with pinboard for 1200mm Bench	BELO4812ZXXX	<b>£205.15</b>
E	Louvred Galv back panel with pinboard for 1500mm Bench	BELO4815ZXXX	<b>£226.89</b>
E	Louvred Galv back panel with pinboard for 1800mm Bench	BELO4818ZXXX	<b>£252.70</b>
F	Worktop Service Duct for 1200mm Bench	BESDWT122XXX	<b>£164.39</b>
F	Worktop Service Duct for 1500mm Bench	BESDWT15XXX	<b>£168.47</b>
F	Worktop Service Duct for 1800mm Bench	BESDWT18XXX	<b>£176.62</b>
G	Post Fitted Service Duct for 1200mm Bench	BESDSP12XXXX	<b>£180.70</b>
G	Post Fitted Service Duct for 1500mm Bench	BESDSP15XXXX	<b>£188.85</b>
G	Post Fitted Service Duct for 1800mm Bench	BESDSP18XXXX	<b>£201.08</b>
	RCB circuit breaker	BERCBCIBXXXX	<b>£126.35</b>
	Wrist strap with 10mm stud and 4mm banana	BEWRISTRXXXX	<b>£42.12</b>
	Earth/ground lead with 1m ohm resistor	BEEARGROXXXX	<b>£25.81</b>
	Earth/ground lead with 3 pin plug	BEEALEAD3PIN	<b>£39.40</b>
	Insulating strip - required for Worktop Service Ducts	BESERINSXXXX	<b>£13.59</b>
	Double Data Socket	BEDDSBPXXXX	<b>£65.21</b>
	Flat Screen Support Arm	BEMONARMLSC	<b>£95.10</b>
	Anti-Static Floor Mat 1200mm x 1500mm	BEFLMA15XXXX	<b>POA</b>
	Anti-Static Floor Mat 1200mm x 2000mm	BEFLMA20XXXX	<b>POA</b>
	Anti-Static Floor Mat 1200mm x 3000mm	BEFLMA30XXXX	<b>POA</b>

## Accessories







Workbench shown with optional triple drawer, cupboard unit and accessories

- Heavy-duty bench suitable for heavy-duty applications such as engineering and manufacturing.
- Fully welded construction for extra strength.
- Powder-coated dark grey framework.
- 5-Day Delivery only available on Light Grey cupboard and drawer units.
- Steel plate, beech, linoleum and laminate worktop options.
- Full range of accessories available including drawers, cupboards and shelves.
- Standard bench height: 840mm - 760mm and 920mm also available.
- Order quantities may apply, please speak to the sales team.

## Drawer & Cupboard Options

Description	Code	Price
Single Drawer 220 x 420 x 420	<b>BXDR04021</b>	<b>£254.06</b>
Triple Drawer 435 x 420 x 420	<b>BXDR04043</b>	<b>£436.12</b>
Cupboard Unit 560 x 420 x 420	<b>BXCU04051</b>	<b>£277.16</b>



**Please Note: Only Light Grey Drawers & Cupboards are available on 5-Day Delivery**

## Colour Options

Please add corresponding letters to the end of the code



## Steel Plate Worktop 2mm thick

Size H.W.D.	Code	Price
840.1200.600	BJ841260SKXX	£480.95
840.1200.750	<b>BJ841275SKXX</b>	£536.66
840.1200.900	BJ841290SKXX	£550.24
840.1500.600	BJ841560SKXX	£552.96
840.1500.750	<b>BJ841575SKXX</b>	£654.86
840.1500.900	BJ841590SKXX	£668.44
840.1800.600	BJ841860SKXX	£586.93
840.1800.750	<b>BJ841875SKXX</b>	£688.82
840.1800.900	BJ841890SKXX	£714.64

## Linoleum Worktop 20mm thick

Size H.W.D.	Code	Price
840.1200.600	BJ841260KXX	£573.34
840.1200.750	BJ841275KXX	£595.08
840.1200.900	BJ841290KXX	£661.65
840.1500.600	BJ841560KXX	£688.82
840.1500.750	BJ841575KXX	£740.45
840.1500.900	BJ841590KXX	£843.71
840.1800.600	BJ841860KXX	£737.73
840.1800.750	BJ841875KXX	£759.47
840.1800.900	BJ841890KXX	£876.31

## Solid Beech Worktop 27mm thick

Size H.W.D.	Code	Price
840.1200.600	BJ841260BKXX	£577.41
840.1200.750	<b>BJ841275BKXX</b>	£615.46
840.1200.900	BJ841290BKXX	£673.88
840.1500.600	BJ841560BKXX	£740.45
840.1500.750	<b>BJ841575BKXX</b>	£782.57
840.1500.900	BJ841590BKXX	£857.29
840.1800.600	BJ841860BKXX	£777.13
840.1800.750	<b>BJ841875BKXX</b>	£858.65
840.1800.900	BJ841890BKXX	£952.40

## Laminate Worktop 20mm thick

Size H.W.D.	Code	Price
840.1200.600	BJ841260PKXX	£573.34
840.1200.750	<b>BJ841275PKXX</b>	£595.08
840.1200.900	BJ841290PKXX	£661.65
840.1500.600	BJ841560PKXX	£688.82
840.1500.750	<b>BJ841575PKXX</b>	£740.45
840.1500.900	BJ841590PKXX	£843.71
840.1800.600	BJ841860PKXX	£737.73
840.1800.750	<b>BJ841875PKXX</b>	£759.47
840.1800.900	BJ841890PKXX	£876.31

## Lower Shelves - Factory Fitted Steel Plate Only

To Fit W.D.	Code	Price
1200.600	BXLS1206XXXX	£122.28
1200.750	BXLS1207XXXX	£146.73
1200.900	BXLS1209XXXX	£146.73
1500.600	BXLS1506XXXX	£142.66
1500.750	BXLS1507XXXX	£168.47
1500.900	BXLS1509XXXX	£168.47
1800.600	BXLS1806XXXX	£163.03
1800.750	BXLS1807XXXX	£184.77
1800.900	BXLS1809XXXX	£184.77

All **RED** product codes are available on 5-Day Delivery

### Heavy-Duty Bench - Accessories

Key	Description	Code	Price
A	760mm Rear Support Posts	<b>BESP760SXXXX</b>	£101.90
A	1180mm Rear Support Posts	<b>BESP1180XXXX</b>	£123.63
B	Upper Shelf 300mm Laminate for 1200mm Bench	<b>BEUS1200PXXX</b>	£142.66
B	Upper Shelf 300mm Beech for 1200mm Bench	BEUS1200BXXX	£164.39
B	Upper Shelf 300mm Laminate for 1500mm Bench	<b>BEUS1500PXXX</b>	£169.83
B	Upper Shelf 300mm Beech for 1500mm Bench	BEUS1500BXXX	£199.72
B	Upper Shelf 300mm Laminate for 1800mm Bench	<b>BEUS1800PXXX</b>	£202.43
B	Upper Shelf 300mm Beech for 1800mm Bench	BEUS1800BXXX	£241.83
C	Light/Tool Rail Support for 1200mm Bench	<b>BERS1200XLXX</b>	£107.33
C	Light/Tool Rail Support for 1500mm Bench	<b>BERS1500XLXX</b>	£114.12
C	Light/Tool Rail Support for 1800mm Bench	<b>BERS1800XLXX</b>	£118.20
D	3 Setting LED Light	<b>BE3SETL1200X</b>	£82.88
	Tilting LED Light - 30 Watt	<b>BELED3012XXX</b>	£220.10
E	Louvred Back Panel with Pinboard for 1200mm Bench	<b>BELO4812IXXX</b>	£197.00
E	Louvred Back Panel with Pinboard for 1500mm Bench	<b>BELO4815IXXX</b>	£205.15
E	Louvred Back Panel with Pinboard for 1800mm Bench	<b>BELO4818IXXX</b>	£239.12
F	Worktop Service Duct for 1200mm Bench	<b>BESDWT122XXX</b>	£164.39
F	Worktop Service Duct for 1500mm Bench	<b>BESDWT15XXX</b>	£168.47
F	Worktop Service Duct for 1800mm Bench	<b>BESDWT18XXX</b>	£176.62
G	Post Fitted Service Duct for 1200mm Bench	<b>BESDSP12XXXX</b>	£180.70
G	Post Fitted Service Duct for 1500mm Bench	<b>BESDSP15XXXX</b>	£188.85
G	Post Fitted Service Duct for 1800mm Bench	<b>BESDSP18XXXX</b>	£201.08
H	Monitor and Keyboard Support Arm	BEMONARMFMG	£239.12
	Flat Screen Support Arm	<b>BEMONARMFSC</b>	£95.10

### Heavy-Duty Bench - Retaining Lips & Vice Plate

Key	Description	Code	Price
I	Retaining Lip for 1200 x 600mm Bench	BXRL1206XXXX	£72.01
I	Retaining Lip for 1200 x 750mm Bench	BXRL1208XXXX	£82.88
I	Retaining Lip for 1200 x 900mm Bench	BXRL1209XXXX	£92.39
I	Retaining Lip for 1500 x 600mm Bench	BXRL1506XXXX	£82.88
I	Retaining Lip for 1500 x 750mm Bench	BXRL1507XXXX	£92.39
I	Retaining Lip for 1500 x 900mm Bench	BXRL1509XXXX	£99.18
I	Retaining Lip for 1800 x 600mm Bench	BXRL1806XXXX	£92.39
I	Retaining Lip for 1800 x 750mm Bench	BXRL1807XXXX	£99.18
I	Retaining Lip for 1800 x 900mm Bench	BXRL1809XXXX	£110.05
J	Vice Plate	BXVICEPLXXXX	£32.61

## Accessories





**Kit A - Laminate Worktop**

Size H.W.D.	Code	Price
840.1200.750	<b>BJ841275PX1A</b>	<b>£1,123.58</b>
840.1500.750	<b>BJ841575PX1B</b>	<b>£1,268.95</b>
840.1800.750	<b>BJ841875PX1C</b>	<b>£1,287.98</b>

**5 DAY DELIVERY**



**Kit B - Laminate Worktop**

Size H.W.D.	Code	Price
840.1200.750	<b>BJ841275PX3A</b>	<b>£1,305.64</b>
840.1500.750	<b>BJ841575PX3B</b>	<b>£1,451.01</b>
840.1800.750	<b>BJ841875PX3C</b>	<b>£1,470.03</b>



**Kit C - Laminate Worktop**

Size H.W.D.	Code	Price
1600.1200.750	<b>BJ841275PX5A</b>	<b>£1,562.42</b>
1600.1500.750	<b>BJ841575PX5B</b>	<b>£1,753.98</b>
1600.1800.750	<b>BJ841875PX5C</b>	<b>£1,830.07</b>



**Kit D - Laminate Worktop**

Size H.W.D.	Code	Price
1600.1200.750	<b>BJ841275PX7A</b>	<b>£1,744.47</b>
1600.1500.750	<b>BJ841575PX7B</b>	<b>£1,936.04</b>
1600.1800.750	<b>BJ841875PX7C</b>	<b>£2,012.22</b>



**Kit E - Laminate Worktop**

Size H.W.D.	Code	Price
2020.1200.750	<b>BJ841275PX9A</b>	<b>£1,937.40</b>
2020.1500.750	<b>BJ841275PX9B</b>	<b>£2,141.19</b>
2020.1800.750	<b>BJ841875PX9C</b>	<b>£2,228.14</b>



**Kit F - Laminate Worktop**

Size H.W.D.	Code	Price
2020.1200.750	<b>BJ841275P11A</b>	<b>£2,119.45</b>
2020.1500.750	<b>BJ841575P11B</b>	<b>£2,323.25</b>
2020.1800.750	<b>BJ841875P11C</b>	<b>£2,410.20</b>





**Kit A - Beech Worktop**

Size H.W.D.	Code	Price
840.1200.750	<b>BJ841275BX2A</b>	<b>£1,143.96</b>
840.1500.750	<b>BJ841575BX2B</b>	<b>£1,312.43</b>
840.1800.750	<b>BJ841875BX2C</b>	<b>£1,388.51</b>



**Kit B - Beech Worktop**

Size H.W.D.	Code	Price
840.1200.750	<b>BJ841275BX4A</b>	<b>£1,285.26</b>
840.1500.750	<b>BJ841575BX4B</b>	<b>£1,493.13</b>
840.1800.750	<b>BJ841875BX4C</b>	<b>£1,569.21</b>



**Kit C - Beech Worktop**

Size H.W.D.	Code	Price
1600.1200.750	<b>BJ841275BX6A</b>	<b>£1,582.80</b>
1600.1500.750	<b>BJ841575BX6B</b>	<b>£1,797.46</b>
1600.1800.750	<b>BJ841875BX6C</b>	<b>£1,929.25</b>




**Kit D - Beech Worktop**

Size H.W.D.	Code	Price
1600.1200.750	<b>BJ841275BX8A</b>	<b>£1,764.85</b>
1600.1500.750	<b>BJ841575BX8B</b>	<b>£1,978.16</b>
1600.1800.750	<b>BJ841875BX8C</b>	<b>£2,111.30</b>



**Kit E - Beech Worktop**

Size H.W.D.	Code	Price
2020.1200.750	<b>BJ841275B10A</b>	<b>£1,957.78</b>
2020.1500.750	<b>BJ841575B10B</b>	<b>£2,183.31</b>
2020.1800.750	<b>BJ841875B10C</b>	<b>£2,328.68</b>



**Kit F - Beech Worktop**

Size H.W.D.	Code	Price
2020.1200.750	<b>BJ841275B12A</b>	<b>£2,139.83</b>
2020.1500.750	<b>BJ841575B12B</b>	<b>£2,365.36</b>
2020.1800.750	<b>BJ841875B12C</b>	<b>£2,509.38</b>

- Workbenches
- Euroside
- Cupboards
- Lockers
- Workstations
- Cycle Parking
- Smoking Shelters
- Trucks & Trolleys
- Canteen Furniture
- Pallets
- Barriers

## Bench Key Guide:

ST - Square Tube Workbench - Pages 2 & 3

CL - Cantilever Workbench - Pages 6 & 7

PHA - Premium Height Manual & Electric Adjustable Bench - Pages 10 - 13

SGP - Square Tube ESD Workbench - Pages 16 & 17

SCL - Cantilever ESD Workbench - Pages 18 & 19

SHA - Premium ESD Height Adjustable Bench - Pages 22 & 23

HD - Heavy-Duty Workbench - Pages 24 & 25



Back Panel - Louvred/Pinboard		To suit benches							Code	Price
For 1200mm Bench		ST	CL	HD	PHA			BELO4812IXXX	£197.00	
For 1500mm Bench		ST	CL	HD	PHA			BELO4815IXXX	£205.15	
For 1800mm Bench		ST	CL	HD	PHA			BELO4818IXXX	£239.12	

Back Panel - Louvred/Perforated/Pinboard		To suit benches							Code	Price
For 1200mm Bench		ST	CL	HD	PHA			BECP4812I3XX	£214.66	
For 1500mm Bench		ST	CL	HD	PHA			BECP4815I3XX	£229.61	
For 1800mm Bench		ST	CL	HD	PHA			BECP4818I3XX	£255.42	

Back Panel - Louvred/Perforated		To suit benches							Code	Price
For 1200mm Bench		ST	CL	HD	PHA			BECP4812IXXX	£195.64	
For 1500mm Bench		ST	CL	HD	PHA			BECP4815IXXX	£214.66	
For 1800mm Bench		ST	CL	HD	PHA			BECP4818IXXX	£239.12	

Back Panel - Pinboard		To suit benches							Code	Price
For 1200mm Bench		ST	CL	HD	PHA			BENP4812XXXX	£133.15	
For 1500mm Bench		ST	CL	HD	PHA			BENP4815XXXX	£145.37	
For 1800mm Bench		ST	CL	HD	PHA			BENP4818XXXX	£152.17	

Back Panel - Anti-Static Louvred/Pinboard		To suit benches							Code	Price
For 1200mm Bench						SGP	SCL	SHA	BELO4812ZXXX	£205.15
For 1500mm Bench						SGP	SCL	SHA	BELO4815ZXXX	£226.89
For 1800mm Bench						SGP	SCL	SHA	BELO4818ZXXX	£252.70

Storage Bin Rails		To suit benches							Code	Price
For 1200mm Bench		ST	CL	HD	PHA	SGP	SCL	SHA	BESTBR12XXXX	£80.16
For 1500mm Bench		ST	CL	HD	PHA	SGP	SCL	SHA	BESTBR15XXXX	£96.46
For 1800mm Bench		ST	CL	HD	PHA	SGP	SCL	SHA	BESTBR18XXXX	£111.41

Storage Boxes - Anti-Static		To suit benches							Code	Price
100.90.55 - Single Compartment						SGP	SCL	SHA	BESB90551XXX	£9.51
100.90.55 - Double Compartment						SGP	SCL	SHA	BESB90552XXX	£9.51
100.160.75 - Single Compartment						SGP	SCL	SHA	BESB6075XXXX	£12.23
100.160.125 - Single Compartment						SGP	SCL	SHA	BESB6025XXXX	£20.38

Tool Clips		To suit benches							Code	Price
Clip Mix 6		ST	CL	HD	PHA	SGP	SCL	SHA	BETCLIP5XXXX	£35.58
Clip Mix 53		ST	CL	HD	PHA	SGP	SCL	SHA	RTCLIPMIX53X	£123.82
Clip Mix 84		ST	CL	HD	PHA	SGP	SCL	SHA	RTCLIPMIX84X	£195.38

Shelf Backstop - 50mm High		To suit benches							Code	Price
For 1200mm Bench		ST	CL	HD	PHA	SGP	SCL	SHA	BESB1200XLXX	£42.12
For 1500mm Bench		ST	CL	HD	PHA	SGP	SCL	SHA	BESB1500XLXX	£48.91
For 1800mm Bench		ST	CL	HD	PHA	SGP	SCL	SHA	BESB1800XLXX	£57.06

## Bench Key Guide:

ST - Square Tube Workbench - Pages 2 & 3  
 CL - Cantilever Workbench - Pages 6 & 7  
 PHA - Premium Height Manual & Electric Adjustable Bench - Pages 10 - 13

SGP - Square Tube ESD Workbench - Pages 16 & 17  
 SCL - Cantilever ESD Workbench - Pages 18 & 19  
 SHA - Premium ESD Height Adjustable Bench - Pages 22 & 23  
 HD - Heavy-Duty Workbench - Pages 24 & 25



Height-Adjustable Leg Inserts		To suit benches								Code	Price
Pack Of 4		ST				SGP				BEHADJLIXXXX	£80.16
Tool Hanging Track - To be used in conjunction with light and tool rail		To suit benches								Code	Price
1200mm Long With Sliding Hooks		ST	CL	HD	PHA	SGP	SCL	SHA		BETR1200XLXX	£135.86
1500mm Long With Sliding Hooks		ST	CL	HD	PHA	SGP	SCL	SHA		BETR1500XLXX	£156.24
1800mm Long With Sliding Hooks		ST	CL	HD	PHA	SGP	SCL	SHA		BETR1800XLXX	£176.62
Extra Roll Wheels For Tool Rails		ST	CL		PHA	SGP	SCL	SHA		BEEEXROWHLXX	£23.10
Spring Tool Balance		To suit benches								Code	Price
Max Load 2kg		ST	CL	HD	PHA	SGP	SCL	SHA		BESPRBALXLXX	POA
RCD Circuit Breaker		To suit benches								Code	Price
Circuit Breaker		ST	CL	HD	PHA	SGP	SCL	SHA		BERCBCIBXXXX	£126.35
Anti-Static Floor Mat		To suit benches								Code	Price
1200 x 1500mm					PHA	SGP	SCL	SHA		BEFLMA15XXXX	POA
1200 x 2000mm					PHA	SGP	SCL	SHA		BEFLMA20XXXX	POA
1200 x 3000mm					PHA	SGP	SCL	SHA		BEFLMA30XXXX	POA
Cupboards & Drawers - 560.420.420		To suit benches								Code	Price
Three Drawers		ST	CL	HD	PHA	SGP	SCL	SHA		BEDR04053	£501.33
Single Drawer & Cupboard		ST	CL	HD	PHA	SGP	SCL	SHA		BEDC04052	£347.81
Storage Cupboard		ST	CL	HD	PHA	SGP	SCL	SHA		BECU04051	£233.68
Cupboards (Mobile) - 685.420.420		To suit benches								Code	Price
Three Drawers		ST	CL	HD	PHA	SGP	SCL	SHA		BEDR04053M*X	£565.19
Single Drawer & Cupboard		ST	CL	HD	PHA	SGP	SCL	SHA		BEDC04052M*X	£487.75
Storage Cupboard		ST	CL	HD	PHA	SGP	SCL	SHA		BECU04051M*X	£308.41
Tilting LED Light		To suit benches								Code	Price
30 Watt		ST	CL	HD	PHA	SGP	SCL	SHA		BELED3012XXX	£220.10
3-Setting LED Light		To suit benches								Code	Price
3 Setting LED		ST	CL	HD	PHA	SGP	SCL	SHA		BE3SETL1200X	£82.88

Workbenches

Euroslide

Cupboards

Lockers

Workstations

Cycle Parking

Smoking Shelters

Trucks & Trolleys

Canteen Furniture

Pallets

Barriers



- Workbenches
- Euroside
- Cupboards
- Lockers
- Workstations
- Cycle Parking
- Smoking Shelters
- Trucks & Trolleys
- Canteen Furniture
- Pallets
- Barriers



## Electric Height-Adjustable Binary Workbench - Accessories

Key	Description	Code	Price
A	Aluminium Accessory Frame For 1200mm Bench	BIALBFME12XX	£256.78
A	Aluminium Accessory Frame For 1500mm Bench	BIALBFME15XX	£289.39
A	Aluminium Accessory Frame For 1800mm Bench	BIALBFME18XX	£334.22
B	Laminate Upper Shelf For 1200mm Bench	BIUS3012PLXX	£165.75
B	Laminate Upper Shelf For 1500mm Bench	BIUS3015PLXX	£197.00
B	Laminate Upper Shelf For 1800mm Bench	BIUS3018PLXX	£226.89
C	Peg Back Panel For 1200mm & 1800mm Bench	BIBPPEG18-12	£100.54
C	Peg Back Panel For 1500mm Bench	BIBPPEG15L1XX	£96.46
D	Louvre Back Panels For 1200mm & 1800mm Bench	BIBPLOV18-12	£100.54
D	Louvre Back Panels For 1500mm Bench	BIBPLOV15L1XX	£96.46
E	Magnetic Back Panels For 1200mm & 1800mm Bench	BIBPMAG18-12	£100.54
E	Magnetic Back Panels For 1500mm Bench	BIBPMAG15L1XX	£96.46
F	Shelf Dividers (Pack of 5)	BIDIVPK5LXXX	£85.59
G	Modular Half Shelf For 1200mm Bench	BIMDS1200PLX	£120.92
G	Modular Half Shelf For 1500mm Bench	BIMDS1500PLX	£111.41
G	Modular Half Shelf For 1800mm Bench	BIMDS1800PLX	£120.92
H	Modular Bin Rail For 1200mm Bench	BIBINRL12LXX	£43.48
H	Modular Bin Rail For 1500mm Bench	BIBINRL15LXX	£50.27
H	Modular Bin Rail For 1800mm Bench	BIBINRL18LXX	£55.70
I	Above Bench Light Rail For 1200mm Bench	BILIGHTRL12LX	£150.81
I	Above Bench Light Rail For 1500mm Bench	BILIGHTRL15LX	£154.88
I	Above Bench Light Rail For 1800mm Bench	BILIGHTRL18LX	£158.96
J	Above Bench LED Light (30 Watt)	BILED30WXXX	£214.66
K	Frame Mounted Service Duct	BISERVDTLXX	£120.92
L	Side Panel Support Arm	BISUPARM530L	£116.87
M	Centre Panel Support Arm	BISUPARM305L	£105.97
N	Side Peg Board	BISPPEG4429L	£74.72
O	Side Louvre Panel	BISPLOV4429L	£74.72
P	Side Magnetic Panel	BISPMAG4429L	£72.01
Q	Container Storage Self	BICONSH51LXX	£105.97
R	Monitor Support Arm (Centre Fitter)	BIMONARM305L	£111.41
S	Monitor Support Arm (Side Fitted)	BIMONARM530L	£131.79
T	Adjustable Tilting Shelf For 1200mm & 1800mm Bench	BIADJSH18-12	£197.00
T	Adjustable Tilting Shelf For 1500mm Bench	BIADJSH15LXX	£191.57

The Electric Height-Adjustable Binary Workbench offers a premium solution to your workshop. Each bench comes fitted with a two-button adjustment switch which quickly and effortlessly adjusts the height of the bench. Also available is the premium adjustment module, which can store up to 3 heights in memory allowing for easy adjustment between users.

- Adjusts between 660mm - 1300mm high.
- Available in widths of 1200mm, 1500, & 1800mm.
- A range of accessories are available please see page 30.
- All above-bench accessories are fully modular & adjustable.
- Available with either a 30mm laminate top or a 27mm beech top.
- UDL of 240kg evenly distributed.

**240KG UDL**  
EVENLY DISTRIBUTED



## Laminate Worktop 30mm thick



Size H.W.D.	Code	Price
660-1300.1200.755	BIE661275PLX	£2,080.05
660-1300.1500.755	BIE661575PLX	£2,179.23
660-1300.1800.755	BIE661875PLX	£2,290.64

## Solid Beech Worktop 27mm Thick



Size H.W.D.	Code	Price
660-1300.1200.755	BIE661275BLX	£2,160.21
660-1300.1500.755	BIE661575BLX	£2,249.88
660-1300.1800.755	BIE661875BLX	£2,330.04



## Premium Height-Adjustable Module



Upgrade your Binary workbench with the 'Premium Height-Adjustable Module' which can store up to 3 heights in memory.

Description	Code	Price
3 position memory function with height displayed on digital screen	BIHADJ3MODXX	£73.37

Workbenches

Euroside

Cupboards

Lockers

Workstations

Cycle Parking

Smoking Shelters

Trucks & Trolleys

Canteen Furniture

Pallets

Barriers



The Manual Height-Adjustable Binary Workbench offers the versatility of a height-adjustable bench without the premium cost. Each workbench can be adjusted with an Allen key and can be set at a variety of heights between 730mm and 960mm.

- Simple height adjustment with the provided Allen key.
- Available with a range of accessories, please see page 30.
- Available with either a 30mm Laminate or a 27mm Beech top.
- Various widths available including 1200mm, 1500mm & 1800mm.
- Can be adjusted between 730mm - 960mm high.
- Workbench leg frames constructed from oval-shaped tube.
- UDL of 240kg, evenly distributed.
- All above-bench accessories are fully modular and adjustable.



Laminate Worktop 30mm thick		
Size H.W.D.	Code	Price
730-960.1200.755	BIM731275PLX	£660.29
730-960.1500.755	BIM731575PLX	£714.64
730-960.1800.755	BIM731875PLX	£921.15

Solid Beech Worktop 27mm Thick		
Size H.W.D.	Code	Price
730-960.1200.755	BIM731275BLX	£707.84
730-960.1500.755	BIM731575BLX	£815.17
730-960.1800.755	BIM731875BLX	£986.36





**£596.44** FROM

**240KG**  
**UDL**  
EVENLY DISTRIBUTED

The Fixed-Height Binary Workbench is a hard-wearing, contemporary workbench that is perfect for a variety of workplace environments. Each workbench can be supplied with either a Solid Beech or Laminate Worktop. The framework is powder coated black to provide a sleek finish and a wide variety of accessories are available to customise your workbench.

- Available in widths of 1200mm, 1500mm & 1800mm.
- Range of accessories available including aluminium back frames, back panels, light fittings and service ducts. Please see page 30.

- All above-bench accessories are fully modular & adjustable.
- Available with either a 30mm Laminate top or a 27mm Beech top.
- Workbench leg frames constructed from oval-shaped tube.
- Fixed-height benches are available in heights of 750mm, 840mm & 920mm.
- UDL of 240kg evenly distributed.

### Laminate Worktop 30mm thick



Size H.W.D.	Code	Price
750.1200.755	BIF751275PLX	£596.44
840.1200.755	BIF841275PLX	£596.44
920.1200.755	BIF921275PLX	£596.44
750.1500.755	BIF751575PLX	£650.78
840.1500.755	BIF841575PLX	£650.78
920.1500.755	BIF921575PLX	£650.78
750.1800.755	BIF751875PLX	£737.73
840.1800.755	BIF841875PLX	£737.73
920.1800.755	BIF921875PLX	£737.73

### Solid Beech Worktop 27mm Thick



Size H.W.D.	Code	Price
750.1200.755	BIF751275BLX	£642.63
840.1200.755	BIF841275BLX	£642.63
920.1200.755	BIF921275BLX	£642.63
750.1500.755	BIF751575BLX	£726.86
840.1500.755	BIF841575BLX	£726.86
920.1500.755	BIF921575BLX	£726.86
750.1800.755	BIF751875BLX	£830.12
840.1800.755	BIF841875BLX	£830.12
920.1800.755	BIF921875BLX	£830.12



**£520** FROM **.35**



Open bench shown with mailroom post box lockers with sloping tops.

Provides stylish, high-quality mail sorting facilities designed for use in offices and post rooms. A wide choice of accessories have been designed to accompany the range of mailroom furniture. Including a Single Drawer unit, Drawer & Cupboard unit, and a Storage Cupboard. Also available are our mailroom post box lockers which can be supplied with optional sloping tops to deter items from being placed on top of the lockers.

- Adjustable feet for easy levelling.
- MFC 18mm worktop supplied as standard. Round edge worktop for safety with a durable scratch-resistant wipe clean surface.
- Back and side panels available, also lower shelves.
- Standard bench height: 840mm - 760mm. 920mm also available.
- Delivered in knock-down form for on site assembly.
- Mobile bench height: 965mm.

## Mobile Mailroom Bench



MR841575PLMX



MR841875PLMX

Size H.W.D.	Code	Price
965.1230.750	MR841275PLMX	<b>£653.50</b>
965.1230.900	MR841290PLMX	<b>£667.08</b>
965.1530.750	MR841575PLMX	<b>£679.31</b>

Size H.W.D.	Code	Price
965.1530.900	MR841590PLMX	<b>£698.33</b>
965.1830.750	MR841875PLMX	<b>£725.50</b>
965.1830.900	MR841890PLMX	<b>£749.96</b>

## Open Bench



Size H.W.D.	Code	Price
840.1230.750	MR841275PLXX	<b>£520.35</b>
840.1230.900	MR841290PLXX	<b>£533.94</b>
840.1530.750	MR841575PLXX	<b>£544.81</b>

Size H.W.D.	Code	Price
840.1530.900	MR841590PLXX	<b>£565.19</b>
840.1830.750	MR841875PLXX	<b>£591.00</b>
840.1830.900	MR841890PLXX	<b>£615.46</b>

## Open Bench With Steel Lower Shelf



Available with castors, please speak to sales for details.

Available with castors, please speak to sales for details.

Size H.W.D.	Code	Price
840.1230.750	MR841275SLXX	<b>£622.25</b>
840.1230.900	MR841290SLXX	<b>£649.42</b>
840.1530.750	MR841575SLXX	<b>£679.31</b>

Size H.W.D.	Code	Price
840.1530.900	MR841590SLXX	<b>£705.13</b>
840.1830.750	MR841875SLXX	<b>£751.32</b>
840.1830.900	MR841890SLXX	<b>£774.42</b>



Sloping Tops to be ordered separately from Post Box Lockers.

Description	Dimension H.W.D	Code	Price
Sloping Top for post box locker	150.300.385	LZSLT3038LXX	<b>£12.23</b>
Post Box Locker 5 comp grey with light grey doors	External 900.300.385 Internal 160.290.350	LXMR90305LXX	<b>£232.32</b>
Post Box Locker 5 comp grey without doors	External 900.300.385 Internal 160.290.350	LXMR90300LXX	<b>£184.77</b>



Description	Code	Price
Single Drawer 220 x 420 x 420	BEDMR4021LXX	<b>£239.12</b>
Drawer & Cupboard 655 x 420 x 420	BEDMR4052LXX	<b>£486.39</b>
Storage Cupboard 435 x 420 x 420	BECMR4041LXX	<b>£214.66</b>





**£770** FROM **.34**

**250KG UDL**  
EVENLY DISTRIBUTED

Pack Tek Dual Workbenches are designed to cover a multitude of uses within the packaging industry. Available in either 1800mm or 2100mm widths with a vast range of accessories available to allow you to customise the bench to your requirements.

- Pack Tek Dual Workbenches are specifically designed for the packaging industry, ideal for use in assembly areas, manufacturing facilities and production lines.
- All benches are supplied with laminate worktops.

- Height-adjustable legs to allow the user to either sit or stand at the workbench.
- Delivered in knock-down form for easy on-site assembly.
- Bench frame is powder coated light grey with Germ Guard Active Technology paint.
- Each Pack Tek Workbench has a weight capacity of 250kg, evenly distributed.
- Clip kits available on page 28.
- Plastic Open Fronted Containers are also available, please see page 50.



### Pack Tek Computer Accessories

Description	Code	Price
CPU Holder	BECPUHOBXX	£72.01
Keyboard Shelf	BEKEYBDSHXX	£110.05
Monitor Arm	BEMONARMSAX	£233.68
Monitor & Keyboard Support Arm	BEMONARFMFG	£239.12

### Pack Tek Dual Workbenches - Dimensions/Codes

Size H.W.D.	Worktop	Code	Price
840-1100.1800.750	Laminate	BPD841875PLX	£770.34
840-1100.2100.750	Laminate	BPD842175PLX	£866.80



## Pack Tek Dual Kit 1

Pack Tek Dual Kit 1 comes complete with the following accessories:

- Back Panel Frame
- Laminate Upper Shelf x 2
- Perforated Back Panel
- Louvre Back Panel
- Magnetic Back Panel
- Adjustable Side Shelf
- Upper Shelf Dividers (Pack of 5)
- Under Bench Table
- Cones For Roll Holder (Pack of 2)
- Side Mounted Roll Holder
- Cutting Knife

### Pack Tek Dual Kit 1 - Dimensions/Codes

Size H.W.D.	Code	Price
840-1100.1800.750	BPD841875PL1	£3,590.84
840-1100.2100.750	BPD842175PL1	£4,021.53



## Pack Tek Dual Kit 2

Pack Tek Dual Kit 2 comes complete with the following accessories:

- Back Panel Frame
- Laminate Upper Shelf x 2
- Upper Shelf Dividers (Pack of 5)
- Perforated Back Panel
- Louvre Back Panel
- Magnetic Back Panel
- Adjustable Side Shelf
- Under Bench Table
- Half Depth Lower Shelf x 2
- Short Half Depth Lower Shelf Dividers (Pack of 5)
- Side Mounted Roll Holder

### Pack Tek Dual Kit 2 - Dimensions/Codes

Size H.W.D.	Code	Price
840-1100.1800.750	BPD841875PL2	£2,968.58
840-1100.2100.750	BPD842175PL2	£3,302.81



## Pack Tek Dual Kit 3

Pack Tek Dual Kit 3 comes complete with the following accessories:

- Rear Support Posts
- Light/Tool Rail Support
- LED Light - 30 Watt
- Laminate Upper Shelf
- Upper Shelf Dividers (Pack of 5)
- Above Bench Roll Holder
- Cones For Roll Holder (Pack of 2) x2
- Cutting Knife
- Adjustable Side Shelf
- Under Bench Roll Holder
- Under Bench Table
- Side Mounted Roll Holder

### Pack Tek Dual Kit 3 - Dimensions/Codes

Size H.W.D.	Code	Price
840-1100.1800.750	BPD841875PL3	£3,320.48
840-1100.2100.750	BPD842175PL3	£3,642.47

Fitted with cutting knife





## Pack Tek Dual Kit 4

Pack Tek Dual Kit 4 comes complete with the following accessories:

- Rear Support Posts
- Light/Tool Rail Support
- Led Light - 30 Watt
- Laminate Upper Shelf
- Upper Shelf Dividers (Pack of 5)
- Louvred /Perforated Back Panel
- Full Depth Lower Shelf x 2
- Short Full Depth Lower Dividers (Pack of 5)
- Adjustable Side Shelf
- Mini Under Bench Roll Holder
- Side Mounted Roll Holder
- Clip Kits available on page 28.
- Plastic Open Fronted Containers are also available, see page 50.

### Pack Tek Dual Kit 4 - Dimensions/Codes

Size H.W.D.	Code	Price
840-1100.1800.750	BPD841875PL4	£2,734.91
840-1100.2100.750	BPD842175PL4	£2,899.30

Workbenches

Euroside

Cupboards

Lockers

Workstations

Cycle Parking

Smoking Shelters

Trucks & Trolleys

Canteen Furniture

Pallets

Barriers

## Split Panel Accessories

Back Panel Frame			Code	Price
To suit 1800mm Bench			BPKBACKF18LX	£213.30
To suit 2100mm Bench			BPKBACKF21LX	£225.53
Laminate Upper Shelf			Code	Price
To suit 1800mm Bench			BPUS900LXXXX	£172.55
To suit 2100mm Bench			BPUS1050LXXX	£201.08
Perforated Panel			Code	Price
To suit 1800mm Bench			BPPERF900LXX	£194.28
To suit 2100mm Bench			BPPERF1050LX	£226.89
Louvre Panel			Code	Price
To suit 1800mm Bench			BPLOV900LXXX	£194.28
To suit 2100mm Bench			BPLOV1050LXX	£226.89
Magnetic Panel			Code	Price
To suit 1800mm Bench			BPMAG900LXXX	£182.06
To suit 2100mm Bench			BPMAG1050LXX	£214.66

## Full Panel Accessories

Rear Support Posts			Code	Price
760mm			BESP760SXXXX	£101.90
1180mm			BESP1180XXXX	£123.63
Light/Tool Rail Support			Code	Price
To suit 1800mm Bench			BERS1800XLXX	£118.20
To suit 2100mm Bench			BERS2100XLXX	£138.58
Laminate Upper Shelf			Code	Price
To suit 1800mm Bench			BEUS1800PXXX	£202.43
To suit 2100mm Bench			BPUS2100LXXX	£230.97
Above Bench Roll Holder			Code	Price
To suit 1800mm Bench			BGPAR18AXXXX	£72.01
To suit 2100mm Bench			BGPAR21AXXXX	£82.88
Louvred/Perforated Back Panel			Code	Price
To suit 1800mm Bench			BPLVPF1800LX	£255.42
To suit 2100mm Bench			BPLVPF2100LX	£271.72
Tilting LED Light			Code	Price
30 Watt			BELED3012XXX	£220.10
3-Setting LED Light			Code	Price
3 Setting LED			BE3SETL1200X	£82.88

## Split Panel Accessories

Upper Shelf Dividers		Code	Price
Pack of 5		BGSHDVHOXXXX	£57.06
Cutting Knife		Code	Price
1530mm Length		BPKCUTK15XXX	£891.26
1830mm Length		BPKCUTK18XXX	£1,020.33
Adjustable Side Shelf		Code	Price
W.500 D.750		BPADJSSHELFL	£199.72
Under Bench Table		Code	Price
To suit 1800mm Bench		BPUBT677245B	£289.39
To suit 2100mm Bench		BPUBT677270B	£315.20
Under Bench Roll Holder		Code	Price
To suit 1800mm Bench		BGPARR18BXXXX	£65.21
To suit 2100mm Bench		BGPARR21BXXXX	£76.08
Cones For Roll Holder		Code	Price
Pack Of 2		BGSPARECONES	£119.56
Side Mounted Roll Holder		Code	Price
W.710 D.300		BPSMONRHOLXX	£81.52
Half Depth Lower Shelf		Code	Price
To suit 1800mm Bench		BPHDLS4518PL	£187.49
To suit 2100mm Bench		BPHDLS4521PL	£209.23
Short Half Depth Lower Shelf Dividers		Code	Price
Pack of 5		BPSHLSDIVP5L	£77.44
Full Depth Lower Shelf		Code	Price
To suit 1800mm Bench		BPLS1800PLXX	£220.10
To suit 2100mm Bench		BPLS2100PLXX	£247.27
Tall Full Depth Lower Shelf Dividers		Code	Price
Pack of 5		BPTLLSDIVP5L	£116.84
Mini Under Bench Roll Holder		Code	Price
To suit 1800mm Bench		BPMINRHUB18L	£50.27
To suit 2100mm Bench		BPMINRHUB21L	£55.70
Short Full Depth Lower Shelf Dividers		Code	Price
Pack of 5		BPSDLSDIVP5L	£105.97

Workbenches

Euroside

Cupboards

Lockers

Workstations

Cycle Parking

Smoking Shelters

Trucks & Trolleys

Canteen Furniture

Pallets

Barriers





**£543** FROM **.45**

Pack Tek Individual Workbenches are designed to cover a multitude of uses within the packaging industry. Available in either 1200mm, 1500mm or 1800mm widths with a vast range of accessories available to allow you to customise the bench to your requirements.

- Pack Tek Individual Workbenches are specifically designed for the packaging industry and are ideal for use in assembly areas, manufacturing facilities and production lines.

- All benches supplied with laminate worktops.
- Height-adjustable legs to allow the user to either sit or stand at the workbench.
- Delivered in knock-down form for easy on-site assembly.
- Bench frame powder coated light grey with Germ Guard Active Technology paint.
- Clip kits available on page 28.
- Plastic Open Fronted Containers are also available, see page 50.



### Pack Tek Individual Workbenches - Dimensions/Codes

Size H.W.D.	Worktop	Code	Price
840-1100.1200.750	Laminate	BPI841275PLX	<b>£543.45</b>
840-1100.1500.750	Laminate	BPI841575PLX	<b>£682.03</b>
840-1100.1800.750	Laminate	BPI841875PLX	<b>£756.75</b>

### Pack Tek Computer Accessories

Description	Code	Price
CPU Holder	BECPUHOUBBXX	<b>£72.01</b>
Keyboard Shelf	BEKEYBDSHBXX	<b>£110.05</b>
Monitor Arm	BEMONARMFSA	<b>£233.68</b>
Monitor & Keyboard Support Arm	BEMONARMFMG	<b>£239.12</b>



### Pack Tek Individual Kit 1

Pack Tek Individual Kit 1 comes complete with the following accessories:

- Back Panel Frame
- Laminate Upper Shelf x 2
- Upper Shelf Dividers (Pack of 5)
- Perforated Back Panel
- Louvre Back Panel
- Magnetic Back Panel
- Cutting Knife
- Under Bench Roll Holder
- Cones for Roll Holder (Pack of 2)
- Clip Kits available on page 28
- Plastic Open Fronted Containers available on page 50

#### Pack Tek Individual Kit 1 - Dimensions/Codes

Size H.W.D.	Code	Price
840-1100.1200.750 (Does not include cutting knife)	BPI841275PL1	<b>£1,648.01</b>
840.1100.1500.750 (includes cutting knife-will over hang by 30mm)	BPI841575PL1	<b>£2,762.08</b>
840.1100.1800.750 (includes cutting knife-will over hang by 30mm)	BPI841875PL1	<b>£3,126.19</b>

Workbenches

Euroslide

Cupboards

Lockers

Workstations

Cycle Parking

Smoking Shelters

Trucks & Trolleys

Canteen Furniture

Pallets

Barriers



### Pack Tek Individual Kit 2

Pack Tek Individual Kit 2 comes complete with the following accessories:

- Back Panel Frame
- Laminate Upper Shelf x 2
- Upper Shelf Dividers (Pack of 5)
- Perforated Back Panel
- Louvre Back Panel
- Magnetic Back Panel
- Full Depth Lower Shelf x 2
- Short Full Depth Lower Self Dividers (Pack of 5) x2

#### Pack Tek Individual Kit 2 - Dimensions/Codes

Size H.W.D.	Code	Price
840-1100.1200.750	BPI841275PL2	<b>£2,070.54</b>
840-1100.1500.750	BPI841575PL2	<b>£2,320.53</b>
840-1100.1800.750	BPI841875PL2	<b>£2,582.74</b>



### Pack Tek Individual Kit 3

Pack Tek Individual Kit 3 comes complete with the following accessories:

- Rear Support Posts
- Laminate Upper Shelf
- Upper Shelf Dividers (Pack of 5)
- Above Bench Roll Holder
- Cones For Roll Holder (Pack of 2)
- Cutting Knife
- Full Depth Lower Shelf
- Short Full Depth Lower Shelf Dividers (Pack of 5)

#### Pack Tek Individual Kit 3 - Dimensions/Codes

Size H.W.D.	Code	Price
840-1100.1200.750 (Does Not Include Cutting Knife)	BPI841275PL3	<b>£1,293.99</b>
840-1100.1500.750 (Includes Cutting Knife - Will Over Hang By 30mm)	BPI841575PL3	<b>£2,345.27</b>
840-1100.1800.750 (Includes Cutting Knife - Will Over Hang By 30mm)	BPI841875PL3	<b>£2,603.81</b>



### Pack Tek Individual Kit 4

Pack Tek Individual Kit 4 comes complete with the following accessories:

- Rear Support Posts
- Light/Tool Rail Support
- LED Light - 30 Watt
- Laminate Upper Shelf
- Upper Shelf Dividers (Pack of 5)
- Half Depth Lower Shelf x 2
- Short Half Depth Lower Shelf Dividers (Pack of 5) x 2
- Short Full Depth Lower Shelf Dividers (Pack of 5)
- Louvre Back Panel with Pin Board
- Clip Kits available on page 28
- Plastic Open Fronted Containers available on page 50

#### Pack Tek Individual Kit 4 - Dimensions/Codes

Size H.W.D.	Code	Price
840-1100.1200.750 (Does Not Include Cutting Knife)	BPI841275PL4	<b>£1,858.60</b>
840-1100.1500.750 (Includes Cutting Knife - Will Over Hang By 30mm)	BPI841575PL4	<b>£2,069.18</b>
840-1100.1800.750 (Includes Cutting Knife - Will Over Hang By 30mm)	BPI841875PL4	<b>£2,217.27</b>



Protect the surface of your workbench and tools from damage with a highly-durable, self-healing cutting mat. Each cutting mat is designed to provide a long-lasting surface suitable for any workshop or industrial environment.

Choose from this wide selection of materials and sizes.

**NEW PRODUCT**

## Medium-Duty 3mm

A perfect solution for small or medium application environments.

- 3.0mm thick semi-opaque white medium-duty cutting mat.
- Solvent proof and lightly textured anti-glare surface.



## Heavy-Duty 4.5mm

A great solution for larger applications and fabricating environments.

- 4.5mm thick semi-opaque white heavy-duty cutting mat.
- Solvent proof and lightly textured anti-glare surface.

## Supaseal Clear 5mm

Long-term durability and excellent self-healing properties. Suitable for medium to heavy-duty applications.

- 5mm thick and double-sided, completely clear with a slight blue tint.
- Features hygienic 'easy clean' and waterproof properties.



## Supaseal Grey 5mm

Long-term durability and excellent self-healing properties. Offers the same solid grey colour.

- 5mm thick and double-sided.
- Ideal mat to provide a smart clean bench finish to hide a worn bench surface.

## Ultraseal Grey 6mm

Designed and manufactured for hi-tech industries where there is extreme and constant cutting.

- 6mm thick grey smooth finish.
- Exceptional self-healing and wear properties.



## Green 3mm

The perfect cutting mat for craft, textiles, and quilting applications.






- 3mm premium 5-layer self-healing cutting mat.
- Double-sided and comes complete with printed grid on both sides.

Size	MEDIUM-DUTY 3mm	Price	HEAVY-DUTY 4.5mm	Price	SUPASEAL CLEAR 5mm	Price	SUPASEAL GREY 5mm	Price	ULTRASEAL GREY 6mm	Price
1200x600mm	TM4545M	£41.50	TM4545	£62.17	TM4545S	£56.25	TM4545G	£108.34	TM4545U	£561.53
1200x750mm	TM4544M	£57.81	TM4544	£77.72	TM4544S	£70.31	TM4544G	£135.43	TM4544U	£701.91
1200x900mm	TM4543M	£82.99	TM4543	£93.24	TM4543S	£93.74	TM4543G	£180.56	TM4543U	£842.29
1500x600mm	TM4540M	£58.58	TM4540	£77.72	TM4540S	£79.23	TM4540G	£114.21	TM4540U	£701.91
1500x750mm	TM4569M	£73.24	TM4569	£98.84	TM4569S	£99.01	TM4569G	£142.76	TM4569U	£877.40
1500x900mm	TM4539M	£97.65	TM4539	£116.56	TM4539S	£132.04	TM4539G	£190.34	TM4539U	£1,052.86
1800x600mm	TM4538M	N/A	TM4538	£93.24	TM4538S	£116.69	TM4538G	£146.74	TM4538U	£842.29
1800x750mm	TM4537M	N/A	TM4537	£116.56	TM4537S	£145.88	TM4537G	£183.44	TM4537U	£1,052.86
1800x900mm	TM4536M	N/A	TM4536	£139.89	TM4536S	£194.48	TM4536G	£244.57	TM4536U	£1,263.43

Size	GREEN 3mm	Price
A4 with grid	TM4503	£10.75
A3 with grid	TM4504	£21.24
A2 with grid	TM4505	£41.25
A1 with grid	TM4506	£59.20
A0 with grid	TM4507	£120.80
1800x900mm with grid	TM4509	£231.20



## Split Panel Accessories

Back Panel Frame		Code	Price
To suit 1200mm Bench		BPKBACKF12LX	£206.51
To suit 1500mm Bench		BPKBACKF15LX	£209.23
To suit 1800mm Bench		BPKBACKF18LX	£213.30
Laminate Upper Shelf		Code	Price
To suit 1200mm Bench		BPUS600LXXXX	£120.92
To suit 1500mm Bench		BPUS750LXXXX	£144.01
To suit 1800mm Bench		BPUS900LXXXX	£172.55
Perforated Panel		Code	Price
To suit 1200mm Bench		BPPERF600LXX	£152.17
To suit 1500mm Bench		BPPERF750LXX	£161.68
To suit 1800mm Bench		BPPERF900LXX	£194.28
Louvre Panel		Code	Price
To suit 1200mm Bench		BPLOV600LXXX	£152.17
To suit 1500mm Bench		BPLOV750LXXX	£161.68
To suit 1800mm Bench		BPLOV900LXXX	£194.28
Magnetic Panel		Code	Price
To suit 1200mm Bench		BPMAG600LXXX	£141.30
To suit 1500mm Bench		BPMAG750LXXX	£150.81
To suit 1800mm Bench		BPMAG900LXXX	£182.06

## Full Panel Accessories

Rear Support Posts		Code	Price
760mm		BESP760SXXXX	£101.90
1180mm		BESP1180XXXX	£123.63
Laminate Upper Shelf		Code	Price
To suit 1200mm Bench		BEUS1200PXXX	£142.66
To suit 1500mm Bench		BEUS1500PXXX	£169.83
To suit 1800mm Bench		BEUS1800PXXX	£202.43
Above Bench Roll Holder		Code	Price
To suit 1200mm Bench		BGPAR12AXXXX	£48.91
To suit 1500mm Bench		BGPAR15AXXXX	£58.42
To suit 1800mm Bench		BGPAR18AXXXX	£72.01
Louvred/Pinboard Back Panel		Code	Price
To suit 1200mm Bench		BELO4812IXXX	£197.00
To suit 1500mm Bench		BELO4815IXXX	£205.15
To suit 1800mm Bench		BELO4818IXXX	£239.12

Workbenches  
Euroside  
Cupboards  
Lockers  
Workstations  
Cycle Parking  
Smoking Shelters  
Trucks & Trolleys  
Canteen Furniture  
Pallets  
Barriers

## Universal Pack Tek Accessories

Upper Shelf Dividers		Code	Price
Pack of 5		BGSHDVHOXXXX	£57.06
Cutting Knife		Code	Price
1530mm Length		BPKCUTK15XXX	£891.26
1830mm Length		BPKCUTK18XXX	£1,020.33
Under Bench Roll Holder		Code	Price
To suit 1200mm Bench		BGPART12BXXXX	£42.12
To suit 1500mm Bench		BGPART15BXXXX	£47.55
To suit 1800mm Bench		BGPART18BXXXX	£65.21
Cones For Roll Holder		Code	Price
Pack Of 2		BGSPARECONES	£119.56
Full Depth Lower Shelf		Code	Price
To suit 1200mm Bench		BPLS1200PLXX	£186.13
To suit 1500mm Bench		BPLS1500PLXX	£202.43
To suit 1800mm Bench		BPLS1800PLXX	£220.10
Short Full Depth Lower Shelf Dividers		Code	Price
Pack of 5		BPSDLSDIVP5L	£105.97
Tall Full Depth Lower Shelf Dividers		Code	Price
Pack of 5		BPTLLSDIVP5L	£116.84
Tilting LED Light		Code	Price
30 Watt		BELED3012XXX	£220.10
Half Depth Lower Shelf		Code	Price
To suit 1200mm Bench		BPHDLS4512PL	£158.96
To suit 1500mm Bench		BPHDLS4515PL	£173.90
To suit 1800mm Bench		BPHDLS4518PL	£187.49
Short Half Depth Lower Shelf Dividers		Code	Price
Pack of 5		BPSHLSDIVP5L	£77.44
3-Setting LED Light		Code	Price
3 Setting LED		BE3SETL1200X	£82.88

Workbenches

Euroside

Cupboards

Lockers

Workstations

Cycle Parking

Smoking Shelters

Trucks &amp; Trolleys

Canteen Furniture

Pallets

Barriers





**£914.<sup>FROM</sup>35**



- Stainless steel Workbenches are ideal for food preparation, hospitals and any other environment where hygiene is essential.
- Easy-to-clean removable worktops and shelves.
- A range of accessories is available including drawers, cupboards and upper and lower shelves.
- Adjustable levelling feet for uneven surfaces.
- Made from 1.5mm thick steel.

## Stainless Steel Workbenches



### Stainless Steel Work Table Only

Size H.W.D.	Code	Price
840.1200.600	BT841260XSXX	£914.35
840.1200.750	BT841275XSXX	£985.00
840.1200.900	BT841290XSXX	£1,057.01
840.1500.600	BT841560XSXX	£1,048.86
840.1500.750	BT841575XSXX	£1,148.04
840.1500.900	BT841590XSXX	£1,172.49
840.1800.600	BT841860XSXX	£1,172.49
840.1800.750	BT841875XSXX	£1,243.14
840.1800.900	BT841890XSXX	£1,331.45

### Stainless Steel Work Table & Lower Shelf

Size H.W.D.	Code	Price
840.1200.600	BT841260JSXX	£1,173.85
840.1200.750	BT841275JSXX	£1,256.73
840.1200.900	BT841290JSXX	£1,330.09
840.1500.600	BT841560JSXX	£1,343.68
840.1500.750	BT841575JSXX	£1,459.16
840.1500.900	BT841590JSXX	£1,483.62
840.1800.600	BT841860JSXX	£1,480.90
840.1800.750	BT841875JSXX	£1,577.36
840.1800.900	BT841890JSXX	£1,662.96

### Stainless Steel Drawer

Size H.W.D.	Code	Price
150.420.420	BRDRAWERXXXX	£508.13

### Stainless Steel Cupboard

Size H.W.D.	Code	Price
435.420.420	BRCUPBRDXXXX	£517.64

### Single Tier Upper Shelf - 300mm High

Size H.W.D.	Code	Price
300.1200.300	BRUS123SXXXX	£296.18
300.1500.300	BRUS153SXXXX	£345.09
300.1800.300	BRUS183SXXXX	£380.41

### Double Tier Upper Shelf - 600mm High

Size H.W.D.	Code	Price
600.1200.300	BRUS126DXXXX	£449.70
600.1500.300	BRUS156DXXXX	£489.10
600.1800.300	BRUS186DXXXX	£550.24



**£566** FROM **.55**

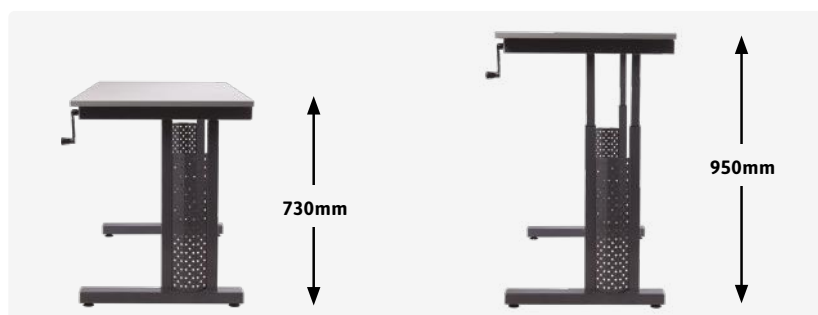
**100KG**  
**UDL**  
EVENLY DISTRIBUTED

- Height-adjustable workstation suitable for general use in assembly, light engineering and laboratories.
- Adjustable in height from 730mm to 950mm.
- Powder-coated dark grey framework.
- No more banged knuckles - desk can even be adjusted when positioned flush against a wall.
- Removable adjustment handle.
- Does not accept bench accessories.



### Laminate Worktop 20mm thick

Size W.D.	Code	Price
600.600	DA796060PLXX	£566.55
1200.600	DA791260PLXX	£654.86
1200.750	DA791275PLXX	£683.39
1800.600	DA791860PLXX	£751.32
1800.750	DA791875PLXX	£768.98



Workbenches

Euroside

Cupboards

Lockers

Workstations

Cycle Parking

Smoking Shelters

Trucks & Trolleys

Canteen Furniture

Pallets

Barriers

Workbenches

Euroside

Cupboards

Lockers

Workstations

Cycle Parking

Smoking Shelters

Trucks & Trolleys



Canteen Furniture

Pallets

Barriers



**£63** FROM **.86**



- Industry standard storage and louvre panels.
- Stackable with safe access to contents.
- Strong - crate grade polypropylene - virtually indestructible.
- Non-Toxic - suitable for foodstuffs.
- Recyclable - environmentally friendly.
- Self stack or use on louvre panels or shelves.
- Ideal for use with our range of Workbenches (Page 1) and Container Storage Cupboards (Page 115)



### Plastic Open Fronted Containers - Dimensions/Codes

Size No.	L x W x H	Qty	Blue Code	Price	Red Code	Price	Green Code	Price	Yellow Code	Price
2	165 x 100 x 75	20	LVRC161075BE	<b>£63.86</b>	LVRC161075RD	<b>£63.86</b>	LVRC161075GN	<b>£63.86</b>	LVRC161075YW	<b>£63.86</b>
3	240 x 150 x 132	20	LVRC241513BE	<b>£67.93</b>	LVRC241513RD	<b>£67.93</b>	LVRC241513GN	<b>£67.93</b>	LVRC241513YW	<b>£67.93</b>
4	350 x 205 x 132	10	LVRC352013BE	<b>£120.92</b>	LVRC352013RD	<b>£120.92</b>	LVRC352013GN	<b>£120.92</b>	LVRC352013YW	<b>£120.92</b>
5	350 x 205 x 182	10	LVRC352018BE	<b>£169.83</b>	LVRC352018RD	<b>£169.83</b>	LVRC352018GN	<b>£169.83</b>	LVRC352018YW	<b>£169.83</b>
6	375 x 420 x 182	5	LVRC374218BE	<b>£163.03</b>	LVRC374218RD	<b>£163.03</b>	N/A	-	N/A	-
7	520 x 310 x 200	5	LVRC523120BE	<b>£194.28</b>	LVRC523120RD	<b>£194.28</b>	N/A	-	N/A	-



# EUROSLIDE

- 52** Euroslide Cabinets
- 68** Steel Drawer Divider Kits
- 70** Euroslide Cupboard Accessories
- 71** Plastic Drawer Divider Kits
- 72** Euroslide Mobile Cabinets
- 74** Euroslide Under Bench Cabinets
- 76** Euroslide Modular Kits
- 82** Euroslide System Tek Kits
- 86** Euroslide System Tek
- 88** Euroslide 2m High Cupboards
- 89** Euroslide Multi-Storage Cupboards
- 90** Euroslide Workbenches
- 92** Euroslide Superbenches
- 94** Euroslide System Flow Trolleys
- 98** Euroslide Fit-Out & Installation



Workbenches

**Euroslide**

Cupboards

Lockers

Workstations

Cycle Parking

Smoking Shelters

Trucks & Trolleys

Canteen Furniture

Pallets

Barriers

- Workbenches
- Euroslide**
- Cupboards
- Lockers
- Workstations
- Cycle Parking
- Smoking Shelters
- Trucks & Trolleys
- Canteen Furniture
- Pallets
- Barriers



Euroslide cabinets offer a versatile method of storage for industrial and workshop environments. The cabinets are specially designed with high-load bearing drawers, making them ideal for storing heavy tools and equipment safely and securely.

- All-steel construction.
- Beech, Laminate, Linoleum and Tool Tray worktop options are available.
- Cabinets are available in widths of 600mm & 900mm, and heights of 825mm & 1200mm.
- Full-width, precision ball race slides with anti-tilt feature.

- Load capacity of 100kg per drawer.
- 100% drawer extension on 650 deep cabinets, and 90% drawer extension on 750 deep cabinets.
- Central locking for extra security.
- Cupboard doors are fitted with interior perforated panel to fit tool clips.
- A range of drawer divider kits and extra shelves are available.

## 600 Cupboard Accessories

Key	Description	650 Code	650 Price	750 Code	750 Price
A	Pull Out Drawer	ES600PULLDRW	£115.69	ES675PULLDRW	£157.47
B	Pull Out Shelf	ES600PULLSHF	£106.05	ES675PULLSHF	£143.55
-	Galvanised Shelf	ES600GASHELF	£33.21	ES675GASHELF	£44.99





• Supplied with 1 Galvanised shelf as standard.

### Cupboard

Cupboard Height	Size H.W.D.	Code	Price
1x750mm	825.600.650	EUC18260651	<b>£216.39</b>
	825.600.750	EUC18260751	<b>£227.10</b>

• Supplied with 1 Galvanised shelf as standard.

### 2 Drawer & Cupboard

Drawer/Cupboard Heights	Size H.W.D.	Code	Price
2x100mm, 1x500mm	825.600.650	EUC18260652	<b>£454.21</b>
	825.600.750	EUC18260752	<b>£542.05</b>



### 4 Drawer

Drawer Heights	Size H.W.D.	Code	Price
1x150mm, 3x200mm	825.600.650	EUC1826065A	<b>£675.95</b>
	825.600.750	EUC1826075A	<b>£710.23</b>

### 5 Drawer

Drawer Heights	Size H.W.D.	Code	Price
1x100mm, 2x125mm, 1x150mm, 1x250mm	825.600.650	EUC18260654	<b>£773.43</b>
	825.600.750	EUC18260754	<b>£812.00</b>

## Colour Options

To select drawer & door colours please add corresponding letters to the end of the code.



Workbenches

**Euroslide**

Cupboards

Lockers

Workstations

Cycle Parking

Smoking Shelters

Trucks & Trolleys

Canteen Furniture

Pallets

Barriers



- Workbenches
- Euroslide**
- Cupboards
- Lockers
- Workstations
- Cycle Parking
- Smoking Shelters
- Trucks & Trolleys
- Canteen Furniture
- Pallets
- Barriers



### 5 Drawer

Drawer Heights	Size H.W.D.	Code	Price
5x150mm	825.600.650	EUC1826065C	<b>£764.87</b>
	825.600.750	EUC1826075C	<b>£802.36</b>

### 5 Drawer

Drawer Heights	Size H.W.D.	Code	Price
2x100mm, 2x150mm, 1x200mm	825.600.650	EUC1826065S	<b>£750.94</b>
	825.600.750	EUC1826075S	<b>£788.43</b>



### 5 Drawer

Drawer Heights	Size H.W.D.	Code	Price
2x100mm, 2x125mm, 1x300mm	825.600.650	EUC18260656	<b>£774.51</b>
	825.600.750	EUC18260756	<b>£813.07</b>

### 6 Drawer

Drawer Heights	Size H.W.D.	Code	Price
4x100mm, 1x150mm, 1x200mm	825.600.650	EUC1826065E	<b>£845.21</b>
	825.600.750	EUC1826075E	<b>£888.06</b>



### 7 Drawer

Drawer Heights	Size H.W.D.	Code	Price
	825.600.650	EUC1826065V	<b>£918.05</b>
7x100mm	825.600.750	EUC1826075V	<b>£964.12</b>

### Disposal Unit

Description	Size H.W.D.	Code	Price
	825.600.650	EUCDISB6065	<b>£314.94</b>
Supplied with internal plastic bin	825.600.750	EUCDISB6075	<b>£331.01</b>

## 600 Worktop Options

### Worktop Options - Suitable for 600.650 Cabinets

Description	Size H.W.D.	Code	Price
Beech	27.600.650	ESBEETOP6065	<b>£83.56</b>
Laminate	20.600.650	ESLAMTOP6065	<b>£138.19</b>
Linoleum	40.600.650	ESLINTOP6065	<b>£162.09</b>
Tool Tray	24.600.650	ESTLTTOP6065	<b>£32.14</b>

### Worktop Options - Suitable for 600.750 Cabinets

Description	Size H.W.D.	Code	Price
Beech	27.600.750	ESBEETOP6075	<b>£107.12</b>
Laminate	20.600.750	ESLAMTOP6075	<b>£149.97</b>
Linoleum	40.600.750	ESLINTOP6075	<b>£170.96</b>
Tool Tray	24.600.750	ESTLTTOP6075	<b>£43.92</b>



## 600 Cupboard Accessories

Key	Description	650 Code	650 Price	750 Code	750 Price
A	Pull Out Drawer	ES600PULLDRW	<b>£115.69</b>	ES675PULLDRW	<b>£157.47</b>
B	Pull Out Shelf	ES600PULLSHF	<b>£106.05</b>	ES675PULLSHF	<b>£143.55</b>
-	Galvanised Shelf	ES600GASHELF	<b>£33.21</b>	ES675GASHELF	<b>£44.99</b>



## Colour Options

To select drawer & door colours please add corresponding letters to the end of the code.



Workbenches

Euroslide

Cupboards

Lockers

Workstations

Cycle Parking

Smoking Shelters

Trucks &amp; Trolleys

Canteen Furniture

Pallets

Barriers

Workbenches

**Euroslide**

Cupboards

Lockers

Workstations

Cycle Parking

Smoking Shelters

Trucks & Trolleys

Canteen Furniture

Pallets

Barriers



• Supplied with 2 Galvanised shelves as standard.

### Cupboard

Cupboards Heights	Size H.W.D.	Code	Price
	1200.600.650	EUC12060651	<b>£336.37</b>
1x1150mm	1200.600.750	EUC12060751	<b>£356.72</b>



• Supplied with 2 Galvanised shelves as standard.

### 1 Drawer & Cupboard

Drawer/Cupboard Heights	Size H.W.D.	Code	Price
	1200.600.650	EUC1206065B	<b>£462.78</b>
1x100mm, 1x1010mm	1200.600.750	EUC1206075B	<b>£490.63</b>



• Supplied with 2 Galvanised shelves as standard.

### 2 Drawer & Cupboard

Drawer/Cupboard Heights	Size H.W.D.	Code	Price
	1200.600.650	EUC12060652	<b>£565.61</b>
2x100mm, 1x910mm	1200.600.750	EUC12060752	<b>£599.89</b>



• Supplied with 2 Galvanised shelves as standard.

### 1 Drawer & Cupboard

Drawer/Cupboard Heights	Size H.W.D.	Code	Price
	1200.600.650	EUC1206065A	<b>£480.99</b>
1x200mm, 1x910mm	1200.600.750	EUC1206075A	<b>£509.91</b>



• Supplied with 1 Galvanised shelf as standard.

### 2 Drawer & Cupboard

Drawer/Cupboard Heights	Size H.W.D.	Code	Price
	1200.600.650	EUC12060653	<b>£603.11</b>
2x200mm, 1x710mm	1200.600.750	EUC12060753	<b>£639.53</b>



• Supplied with 1 Galvanised shelf as standard.

### 4 Drawer & Cupboard

Drawer/Cupboard Heights	Size H.W.D.	Code	Price
	1200.600.650	EUC12060654	<b>£772.36</b>
4x100mm, 1x710mm	1200.600.750	EUC12060754	<b>£818.43</b>

## Colour Options

To select drawer & door colours please add corresponding letters to the end of the code.







### 6 Drawer

Drawer Heights	Size H.W.D.	Code	Price
1x150mm, 5x200mm	1200.600.650	EUC1206065E	<b>£919.12</b>
	1200.600.750	EUC1206075E	<b>£973.76</b>

### 7 Drawer

Drawer Heights	Size H.W.D.	Code	Price
1x100mm, 3x150mm, 3x200mm	1200.600.650	EUC1206065V	<b>£991.97</b>
	1200.600.750	EUC1206075V	<b>£1,051.96</b>

### 8 Drawer

Drawer Heights	Size H.W.D.	Code	Price
3x100mm, 3x150mm, 2x200mm	1200.600.650	EUC1206065X	<b>£1,084.09</b>
	1200.600.750	EUC1206075X	<b>£1,149.44</b>



### 8 Drawer

Drawer Heights	Size H.W.D.	Code	Price
1x100mm, 7x150mm	1200.600.650	EUC12060658	<b>£1,088.38</b>
	1200.600.750	EUC12060758	<b>£1,153.72</b>

### 8 Drawer

Drawer Heights	Size H.W.D.	Code	Price
5x100mm, 3x200mm	1200.600.650	EUC1206065W	<b>£1,072.31</b>
	1200.600.750	EUC1206075W	<b>£1,136.59</b>

### 11 Drawer

Drawer Heights	Size H.W.D.	Code	Price
11x100mm	1200.600.650	EUC1206065Y	<b>£1,319.77</b>
	1200.600.750	EUC1206075Y	<b>£1,397.97</b>

## Colour Options

To select drawer & door colours please add corresponding letters to the end of the code.



Workbenches

**Euroslide**

Cupboards

Lockers

Workstations

Cycle Parking

Smoking Shelters

Trucks & Trolleys

Canteen Furniture

Pallets

Barriers



**NEW PRODUCT**

• Supplied with 2 Galvanised shelves as standard

### Cupboard

Cupboards Heights	Size H.W.D.	Code	Price
1x1450mm	1500.600.650	EUC1506051	<b>£483.83</b>




**NEW PRODUCT**

• Supplied with 2 Galvanised shelves as standard

### 1 Drawer & Cupboard

Drawer/Cupboard Heights	Size H.W.D.	Code	Price
1x200mm, 1x1250mm	1500.600.650	EUC1506065A	<b>£641.42</b>



**NEW PRODUCT**

• Supplied with 2 Galvanised shelves as standard

### 2 Drawer & Cupboard

Drawer/Cupboard Heights	Size H.W.D.	Code	Price
2x100, 1x1250mm	1500.600.650	EUC15060652	<b>£743.69</b>



**NEW PRODUCT**

• Supplied with 1 Galvanised shelf as standard

### 2 Drawer & Cupboard

Drawer/Cupboard Heights	Size H.W.D.	Code	Price
2x200mm, 1x1110mm	1500.600.650	EUC15060653	<b>£760.12</b>



**NEW PRODUCT**

• Supplied with 1 Galvanised shelf as standard

### 4 Drawer & Cupboard

Drawer/Cupboard Heights	Size H.W.D.	Code	Price
4x100mm, 1x1110mm	1500.600.650	EUC15060654	<b>£994.79</b>



**NEW PRODUCT**

### 8 Drawer

Drawer/Cupboard Heights	Size H.W.D.	Code	Price
4x150mm, 4x200mm	1500.600.650	EUC1506065E	<b>£1,595.47</b>

## Colour Options

To select drawer & door colours please add corresponding letters to the end of the code





**NEW PRODUCT**

### 9 Drawer

Drawer Heights	Size H.W.D.	Code	Price
4x100mm, 5x200mm	1500.600.650	EUC1506065B	<b>£1,734.09</b>



**NEW PRODUCT**

### 10 Drawer

Drawer Heights	Size H.W.D.	Code	Price
1x100mm, 9x150mm	1500.600.650	EUC1506065C	<b>£1,942.42</b>



**NEW PRODUCT**

### 10 Drawer

Drawer Heights	Size H.W.D.	Code	Price
4x100mm, 4x150mm, 2x200mm	1500.600.650	EUC1506065F	<b>£1,827.88</b>



**NEW PRODUCT**

### 11 Drawer

Drawer Heights	Size H.W.D.	Code	Price
4x100mm, 7x150mm	1500.600.650	EUC1506065D	<b>£1,939.63</b>



**NEW PRODUCT**

### 14 Drawer

Drawer Heights	Size H.W.D.	Code	Price
14x100mm	1500.600.650	EUC1506065Y	<b>£2,344.90</b>



## Colour Options

To select drawer & door colours please add corresponding letters to the end of the code



Workbenches

Euroslide

Cupboards

Lockers

Workstations

Cycle Parking

Smoking Shelters

Trucks & Trolleys

Canteen Furniture

Pallets

Barriers



- Workbenches
- Euroslide**
- Cupboards
- Lockers
- Workstations
- Cycle Parking
- Smoking Shelters
- Trucks & Trolleys
- Canteen Furniture
- Pallets
- Barriers



**EUROSLIDE**

**100KG**  
DRAWER CAPACITY



• Supplied with 1 Galvanised shelf as standard.

**Cupboard**

Cupboard Height	Size H.W.D.	Code	Price
1x750mm	825.900.650	EUC18290651	<b>£280.66</b>
	825.900.750	EUC18290751	<b>£297.80</b>



• Supplied with 1 Galvanised shelf as standard.

**2 Drawer & Cupboard**

Drawer/Cupboard Heights	Size H.W.D.	Code	Price
2x100mm, 1x500mm	825.900.650	EUC18290653	<b>£505.63</b>
	825.900.750	EUC18290753	<b>£535.62</b>



**4 Drawer**

Drawer Heights	Size H.W.D.	Code	Price
1x150mm, 3x200mm	825.900.650	EUC1829065A	<b>£701.66</b>
	825.900.750	EUC1829075A	<b>£744.51</b>



**5 Drawer**

Drawer Heights	Size H.W.D.	Code	Price
1x100mm, 2x125mm, 1x150mm, 1x250mm	825.900.650	EUC18290654	<b>£817.36</b>
	825.900.750	EUC18290754	<b>£866.63</b>



**5 Drawer**

Drawer Heights	Size H.W.D.	Code	Price
5x150mm	825.900.650	EUC1829065C	<b>£804.50</b>
	825.900.750	EUC1829075C	<b>£852.71</b>



**5 Drawer**

Drawer Heights	Size H.W.D.	Code	Price
2x100mm, 2x150mm, 1x200mm	825.900.650	EUC18290655	<b>£786.29</b>
	825.900.750	EUC18290755	<b>£833.42</b>



**5 Drawer**

Drawer Heights	Size H.W.D.	Code	Price
2x100mm, 2x125mm, 1x300mm	825.900.650	EUC18290658	<b>£814.14</b>
	825.900.750	EUC18290758	<b>£862.35</b>



**6 Drawer**

Drawer Heights	Size H.W.D.	Code	Price
4x100mm, 1x150mm, 1x200mm	825.900.650	EUC1829065E	<b>£883.77</b>
	825.900.750	EUC1829075E	<b>£937.33</b>



**7 Drawer**

Drawer Heights	Size H.W.D.	Code	Price
7x100mm	825.900.650	EUC1829065V	<b>£961.97</b>
	825.900.750	EUC1829075V	<b>£1,019.82</b>

### Worktop Options



**Worktop Options**

Description	Size H.W.D.	Code	Price
Beech	27.900.650	ESBEETOP9065	<b>£125.34</b>
Laminate	20.900.650	ESLAMTOP9065	<b>£161.76</b>
Linoleum	40.900.650	ESLINTOP9065	<b>£212.15</b>
Tool Tray	24.900.650	ESTLTTOP9065	<b>£46.06</b>

**Worktop Options**

Description	Size H.W.D.	Code	Price
Beech	27.900.750	ESBEETOP9075	<b>£160.69</b>
Laminate	20.900.750	ESLAMTOP9075	<b>£197.11</b>
Linoleum	40.900.750	ESLINTOP9075	<b>£225.12</b>
Tool Tray	24.900.750	ESTLTTOP9075	<b>£61.06</b>

### 900 Cupboard Accessories

Key	Description	650 Code	650 Price	750 Code	750 Price
A	Pull Out Drawer	ES900PULLDRW	<b>£131.76</b>	ES975PULLDRW	<b>£177.83</b>
B	Pull Out Shelf	ES900PULLSHF	<b>£118.91</b>	ES975PULLSHF	<b>£160.69</b>
-	Galvanised Shelf	ES900GASHELF	<b>£49.28</b>	ES975GASHELF	<b>£66.42</b>



**A**



**B**

### Colour Options

To select drawer & door colours please add corresponding letters to the end of the code.



Workbenches

Euroslide

Cupboards

Lockers

Workstations

Cycle Parking

Smoking Shelters

Trucks & Trolleys

Canteen Furniture

Pallets

Barriers



• Supplied with 2 Galvanised shelves as standard.

### Cupboard

Cupboard Height	Size H.W.D.	Code	Price
1x1150mm	1200.900.650	EUC12090651	<b>£421.00</b>
	1200.900.750	EUC12090751	<b>£445.64</b>



• Supplied with 2 Galvanised shelves as standard.

### 1 Drawer & Cupboard

Drawer/Cupboard Heights	Size H.W.D.	Code	Price
1x100mm, 1x1010mm	1200.900.650	EUC1209065B	<b>£506.70</b>
	1200.900.750	EUC1209075B	<b>£537.76</b>



• Supplied with 2 Galvanised shelves as standard.

### 2 Drawer & Cupboard

Drawer/Cupboard Heights	Size H.W.D.	Code	Price
2x100mm, 1x910mm	1200.900.650	EUC12090652	<b>£565.61</b>
	1200.900.750	EUC12090752	<b>£599.89</b>



• Supplied with 2 Galvanised shelves as standard.

### 1 Drawer & Cupboard

Drawer/Cupboard Heights	Size H.W.D.	Code	Price
1x200mm, 1x910mm	1200.900.650	EUC1209065A	<b>£480.99</b>
	1200.900.750	EUC1209075A	<b>£509.91</b>



• Supplied with 1 Galvanised shelf as standard.

### 2 Drawer & Cupboard

Drawer/Cupboard Heights	Size H.W.D.	Code	Price
2x200mm, 1x710mm	1200.900.650	EUC12090653	<b>£678.09</b>
	1200.900.750	EUC12090753	<b>£718.80</b>



• Supplied with 1 Galvanised shelf as standard.

### 4 Drawer & Cupboard

Drawer/Cupboard Heights	Size H.W.D.	Code	Price
4x100mm, 1x710mm	1200.900.650	EUC12090654	<b>£861.28</b>
	1200.900.750	EUC12090754	<b>£912.70</b>

## Colour Options

To select drawer & door colours please add corresponding letters to the end of the code.







**6 Drawer**

Drawer Heights	Size H.W.D.	Code	Price
1x150mm, 5x200mm	1200.900.650	EUC1209065E	<b>£1,060.53</b>
	1200.900.750	EUC1209075E	<b>£1,123.73</b>



**7 Drawer**

Drawer Heights	Size H.W.D.	Code	Price
1x100mm, 3x150mm, 3x200mm	1200.900.650	EUC1209065V	<b>£1,159.08</b>
	1200.900.750	EUC1209075V	<b>£1,237.28</b>



**8 Drawer**

Drawer Heights	Size H.W.D.	Code	Price
1x100mm, 7x150mm	1200.900.650	EUC12090658	<b>£1,265.13</b>
	1200.900.750	EUC12090758	<b>£1,341.19</b>



**11 Drawer**

Drawer Heights	Size H.W.D.	Code	Price
11x100mm	1200.900.650	EUC1209065Y	<b>£1,457.96</b>
	1200.900.750	EUC1209075Y	<b>£1,545.80</b>

## Worktop Options

### Worktop Options - Suitable for 900.650 Cabinets

Description	Size H.W.D.	Code	Price
Beech	27.900.650	ESBEETOP9065	<b>£125.34</b>
Laminate	20.900.650	ESLAMTOP9065	<b>£161.76</b>
Linoleum	40.900.650	ESLINTOP9065	<b>£212.15</b>
Tool Tray	24.900.650	ESTLTTOP9065	<b>£46.06</b>

### Worktop Options - Suitable for 900.750 Cabinets

Description	Size H.W.D.	Code	Price
Beech	27.900.750	ESBEETOP9075	<b>£160.69</b>
Laminate	20.900.750	ESLAMTOP9075	<b>£197.11</b>
Linoleum	40.900.750	ESLINTOP9075	<b>£225.12</b>
Tool Tray	24.900.750	ESTLTTOP9075	<b>£61.06</b>



## 900 Cupboard Accessories

Key	Description	650 Code	650 Price	750 Code	750 Price
A	Pull Out Drawer	ES900PULLDRW	<b>£131.76</b>	ES975PULLDRW	<b>£177.83</b>
B	Pull Out Shelf	ES900PULLSHF	<b>£118.91</b>	ES975PULLSHF	<b>£160.69</b>
-	Galvanised Shelf	ES900GASHELF	<b>£49.28</b>	ES975GASHELF	<b>£66.42</b>



Workbenches

Euroslide

Cupboards

Lockers

Workstations

Cycle Parking

Smoking Shelters

Trucks & Trolleys

Canteen Furniture

Pallets

Barriers

Workbenches

**Euroslide**

Cupboards

Lockers

Workstations

Cycle Parking

Smoking Shelters

Trucks & Trolleys

Canteen Furniture

Pallets

Barriers



**NEW PRODUCT**

• Supplied with 2 Galvanised shelves as standard

Cupboard			
Cupboards Heights	Size H.W.D.	Code	Price
1x1450mm	1500.900.650	EUC15090651	<b>£585.00</b>



**NEW PRODUCT**

• Supplied with 2 Galvanised shelves as standard

1 Drawer & Cupboard			
Drawer/Cupboard Heights	Size H.W.D.	Code	Price
1x200mm, 1x1250mm	1500.900.650	EUC1509065A	<b>£780.70</b>



**NEW PRODUCT**

• Supplied with 2 Galvanised shelves as standard

2 Drawer & Cupboard			
Drawer/Cupboard Heights	Size H.W.D.	Code	Price
2x100mm, 1x1250mm	1500.900.650	EUC15090652	<b>£916.85</b>



**NEW PRODUCT**

• Supplied with 1 Galvanised shelf as standard

2 Drawer & Cupboard			
Drawer/Cupboard Heights	Size H.W.D.	Code	Price
2x200mm, 1x1110mm	1500.900.650	EUC15090653	<b>£905.27</b>



**NEW PRODUCT**

• Supplied with 1 Galvanised shelf as standard

4 Drawer & Cupboard			
Drawer/Cupboard Heights	Size H.W.D.	Code	Price
4x100mm, 1x1110mm	1500.900.650	EUC15090654	<b>£1,120.73</b>



**NEW PRODUCT**

8 Drawer			
Drawer/Cupboard Heights	Size H.W.D.	Code	Price
4x150mm, 4x200mm	1500.900.650	EUC1509065E	<b>£1,747.58</b>

## Colour Options

To select drawer & door colours please add corresponding letters to the end of the code





**NEW PRODUCT**



**NEW PRODUCT**



**NEW PRODUCT**

9 Drawer			
Drawer Heights	Size H.W.D.	Code	Price
4x100mm, 5x200mm	1500.900.650	EUC1509065B	<b>£1,893.62</b>

10 Drawer			
Drawer Heights	Size H.W.D.	Code	Price
1x100mm, 9x150mm	1500.900.650	EUC1509065C	<b>£1,984.33</b>

10 Drawer			
Drawer Heights	Size H.W.D.	Code	Price
4x100mm, 4x150mm, 2x200mm	1500.900.650	EUC1509065F	<b>£1,996.74</b>



**NEW PRODUCT**



**NEW PRODUCT**

11 Drawer			
Drawer Heights	Size H.W.D.	Code	Price
4x100mm, 7x150mm	1500.900.650	EUC1509065D	<b>£2,120.51</b>

14 Drawer			
Drawer Heights	Size H.W.D.	Code	Price
14x100mm	1500.900.650	EUC1509065Y	<b>£2,555.71</b>



## Colour Options

To select drawer & door colours please add corresponding letters to the end of the code



Workbenches

Euroslide

Cupboards

Lockers

Workstations

Cycle Parking

Smoking Shelters

Trucks & Trolleys

Canteen Furniture

Pallets

Barriers



Workbenches

Euroslide

Cupboards

Lockers

Workstations

Cycle Parking

Smoking Shelters

Trucks & Trolleys

Canteen Furniture

Pallets

Barriers



**NEW PRODUCT**

• Supplied with 1 Galvanised shelf as standard

### Cupboard

Drawer Heights	Size H.W.D.	Code	Price
1x750mm	825.1200.650	EUC18212651	<b>£616.98</b>



**NEW PRODUCT**

• Supplied with 1 Galvanised shelf as standard

### 2 Drawer & Cupboard

Drawer Heights	Size H.W.D.	Code	Price
2x100mm, 1x500mm	825.1200.650	EUC18212652	<b>£903.08</b>



**NEW PRODUCT**

### 4 Drawer

Drawer Heights	Size H.W.D.	Code	Price
1x150mm, 3x200mm	825.1200.650	EUC1821265A	<b>£1,125.82</b>



**NEW PRODUCT**

### 5 Drawer

Drawer Heights	Size H.W.D.	Code	Price
5x150mm	825.1200.650	EUC1821265C	<b>£1,313.01</b>



**NEW PRODUCT**

### 5 Drawer

Drawer Heights	Size H.W.D.	Code	Price
2x100mm, 2x150mm, 1x200mm	825.1200.650	EUC1821265S	<b>£1,300.12</b>



**NEW PRODUCT**

### 5 Drawer

Drawer Heights	Size H.W.D.	Code	Price
1x100mm, 2x125mm, 1x150mm, 1x250mm	825.1200.650	EUC18212654	<b>£1,300.12</b>

## Colour Options

To select drawer & door colours please add corresponding letters to the end of the code





**NEW PRODUCT**

### 5 Drawer

Drawer Heights	Size H.W.D.	Code	Price
2x100mm, 2x125mm, 1x300mm	825.1200.650	EUC18212658	<b>£1,296.92</b>



**NEW PRODUCT**

### 6 Drawer

Drawer Heights	Size H.W.D.	Code	Price
4x100mm, 1x150mm, 1x200mm	825.1200.650	EUC1821265E	<b>£1,471.59</b>



**NEW PRODUCT**

### 7 Drawer

Drawer Heights	Size H.W.D.	Code	Price
7x100mm	825.1200.650	EUC1821265V	<b>£1,646.60</b>



**NEW PRODUCT**

### Sliding Door Cupboard

Drawer Heights	Size H.W.D.	Code	Price
1x750mm	825.1200.650	EUC182125SD	<b>£811.96</b>

• Supplied with 1 Galvanised shelf as standard.

## 1200 Worktop Options

**Worktop Options** - Suitable for 1200.650 Cabinets

Description	Size H.W.D.	Code	Price
Beech	27.1200.650	ESBEETOP1265	<b>£141.40</b>
Laminate	20.1200.650	ESLAMTOP1265	<b>£183.18</b>
Linoleum	40.1200.650	ESLINTOP1265	<b>£278.34</b>
Tool Tray	24.1200.650	ESTLITOP1265	<b>£64.28</b>



## 1200 Cupboard Accessories

Key	Description	Code	Price
A	Pull Out Drawer	ES120PULLDRW	<b>£181.38</b>
B	Pull Out Shelf	ES120PULLSHF	<b>£162.10</b>
-	Galvanised Shelf	ES120GASHELF	<b>£98.36</b>



**A**



**B**

- Workbenches
- Etroslide
- Cupboards
- Lockers
- Workstations
- Cycle Parking
- Smoking Shelters
- Trucks & Trolleys
- Canteen Furniture
- Pallets
- Barriers



## 600 Cabinet Drawer Inserts - Dimensions/Codes

Option	650 Code	Price	750 Code	Price
A (100mm Height)	ESDINSERT61A	£48.21	ESDINSERT71A	£50.35
A (125mm Height)	ESDINSERT12A	£50.35	ESDINSERT17A	£53.56
A (150mm Height)	ESDINSERT65A	£51.42	ESDINSERT75A	£53.56
A (200mm Height)	ESDINSERT62A	£55.70	ESDINSERT72A	£57.85
A (250mm Height)	ESDINSERT25A	£66.42	ESDINSERT27A	£69.63
A (300mm Height)	ESDINSERT30A	POA	ESDINSERT70A	POA
B (100mm Height)	ESDINSERT61B	£28.92	ESDINSERT71B	£29.99
B (125mm Height)	ESDINSERT25B	£32.14	ESDINSERT27B	£33.21
B (150mm Height)	ESDINSERT65B	£34.28	ESDINSERT75B	£36.42
B (200mm Height)	ESDINSERT62B	£35.35	ESDINSERT72B	£36.42
B (250mm Height)	ESDINSERT20B	£39.64	ESDINSERT70B	£40.71
B (300mm Height)	ESDINSERT30B	POA	ESDINSERT37B	POA
C (100mm Height)	ESDINSERT61C	£28.92	ESDINSERT71C	£31.07
C (125mm Height)	ESDINSERT20C	£29.99	ESDINSERT70C	£31.07
C (150mm Height)	ESDINSERT65C	£31.07	ESDINSERT75C	£32.14
C (200mm Height)	ESDINSERT62C	£33.21	ESDINSERT72C	£35.35
C (250mm Height)	ESDINSERT12C	£37.49	ESDINSERT17C	£39.64
C (300mm Height)	ESDINSERT30C	POA	ESDINSERT73D	POA
D (100mm Height)	ESDINSERT61D	£58.92	ESDINSERT71D	£62.13
D (125mm Height)	ESDINSERT12D	£61.06	ESDINSERT17D	£64.27
D (150mm Height)	ESDINSERT65D	£63.20	ESDINSERT75D	£66.42
D (200mm Height)	ESDINSERT62D	£69.63	ESDINSERT72D	£72.84
D (250mm Height)	ESDINSERT25D	£73.92	ESDINSERT13D	£66.42
D (300mm Height)	ESDINSERT30D	POA	ESDINSERT73D	POA





Workbenches

Etroslide

Cupboards

Lockers

Workstations

Cycle Parking

Smoking Shelters

Trucks & Trolleys

Canteen Furniture

Pallets

Barriers

## 900 Cabinet Drawer Inserts - Dimensions/Codes

Option	650 Code	Price	750 Code	Price
A (100mm Height)	ESDINSERT91A	£56.78	ESDINSERT97A	£59.99
A (125mm Height)	ESDINSERT15A	£50.35	ESDINSERT79A	£61.06
A (150mm Height)	ESDINSERT95A	£61.06	ESDINSERT96A	£64.27
A (200mm Height)	ESDINSERT92A	£61.06	ESDINSERT29A	£63.20
A (250mm Height)	ESDINSERT9A5	£64.27	ESDINSERT7A5	£67.49
A (300mm Height)	ESDINSERT93A	POA	ESDINSERT37A	POA
B (100mm Height)	ESDINSERT91B	£36.42	ESDINSERT17B	£38.56
B (125mm Height)	ESDINSERT12B	£39.64	ESDINSERT22B	£36.42
B (150mm Height)	ESDINSERT95B	£40.71	ESDINSERT59B	£42.85
B (200mm Height)	ESDINSERT92B	£42.85	ESDINSERT52B	£44.99
B (250mm Height)	ESDINSERT9B5	£46.06	ESDINSERT7B5	£48.21
B (300mm Height)	ESDINSERT93B	POA	ESDINSERT73B	POA
C (100mm Height)	ESDINSERT91C	£35.35	ESDINSERT97C	£37.49
C (125mm Height)	ESDINSERT22C	£36.42	ESDINSERT77C	£37.49
C (150mm Height)	ESDINSERT95C	£37.49	ESDINSERT11C	£37.49
C (200mm Height)	ESDINSERT92C	£40.71	ESDINSERT15C	£40.71
C (250mm Height)	ESDINSERT9C5	£43.92	ESDINSERT16C	£37.49
C (300mm Height)	ESDINSERT93C	POA	ESDINSERT99C	POA
D (100mm Height)	ESDINSERT91D	£71.77	ESDINSERT70D	£62.13
D (125mm Height)	ESDINSERT22D	£74.99	ESDINSERT77D	£78.20
D (150mm Height)	ESDINSERT95D	£77.13	ESDINSERT57D	£66.42
D (200mm Height)	ESDINSERT92D	£84.63	ESDINSERT97D	£88.91
D (250mm Height)	ESDINSERT9D5	£88.91	ESDINSERT7D5	£93.20
D (300mm Height)	ESDINSERT93D	POA	ESDINSERT73D	POA

Workbenches

Euroslide

Cupboards

Lockers

Workstations

Cycle Parking

Smoking Shelters

Trucks & Trolleys

Canteen Furniture

Pallets

Barriers



## Euroslide Cupboard Accessories - Dimensions/Codes

Key	Width	Description	650 Code	650 Price	750 Code	750 Price
A	600mm	Pull Out Drawer	ES600PULLDRW	<b>£115.69</b>	ES675PULLDRW	<b>£157.47</b>
B	600mm	Pull Out Shelf	ES600PULLSHF	<b>£106.05</b>	ES675PULLSHF	<b>£143.55</b>
-	600mm	Galvanised Shelf	ES600GASHELF	<b>£33.21</b>	ES675GASHELF	<b>£44.99</b>
C	900mm	Pull Out Drawer	ES900PULLDRW	<b>£131.76</b>	ES975PULLDRW	<b>£177.83</b>
D	900mm	Pull Out Shelf	ES900PULLSHF	<b>£118.91</b>	ES975PULLSHF	<b>£160.69</b>
-	900mm	Galvanised Shelf	ES900GASHELF	<b>£49.28</b>	ES975GASHELF	<b>£66.42</b>



Workbenches

**Etroslide**

Cupboards

Lockers

Workstations

Cycle Parking

Smoking Shelters

Trucks & Trolleys

Canteen Furniture

Pallets

Barriers

## Plastic Drawer Divider Kits - Dimensions/Codes

Key	Width	650 Depth Kit	650 Depth Code	650 Price	750 Depth Kit	750 Depth Code	750 Price
A	600mm	24 (6 Packs of 4 x BA8-2) 8 (1 Pack of 8 x BA8-1)	ESPINSER660A	<b>£77.13</b>	24 (6 Packs of 4 x BA8-2) 16 (2 Pack of 8 x BA8-1)	ESPINSER675A	<b>£88.91</b>
B	600mm	12 (6 Packs of 2 x BA6-1) 2 (1 Pack of 2 x BA7-2)	ESPINSER660B	<b>£68.56</b>	12 (6 Packs of 2 x BA6-1) 2 (2 Pack of 2 x BA7-2)	ESPINSER675B	<b>£78.20</b>
C	900mm	24 (8 Packs of 3 x BA8-3) 12 (3 Packs of 4 x BA7-1)	ESPINSER960A	<b>£139.26</b>	24 (8 Packs of 3 x BA8-3) 20 (5 Packs of 4 x BA7-1)	ESPINSER975A	<b>£154.26</b>
D	900mm	18 (9 Packs of 2 x BA7-2) 12 (3 Packs of 4 x BA7-1)	ESPINSER960B	<b>£110.34</b>	18 (9 Packs of 2 x BA7-2) 20 (5 Packs of 4 x BA7-1)	ESPINSER975B	<b>£124.26</b>



Workbenches

Euroslide

Cupboards

Lockers

Workstations

Cycle Parking

Smoking Shelters

Trucks & Trolleys

Canteen Furniture

Pallets

Barriers



**FROM**  
**£382.43**

**EUROSLIDE**

## Worktop Options



Description	Size H.W.D.	Code	Price
Beech	27.600.650	ESBEETOP6065	<b>£83.56</b>
Laminate	20.600.650	ESLAMTOP6065	<b>£138.19</b>
Linoleum	40.600.650	ESLINTOP6065	<b>£162.09</b>
Tool Tray	24.600.650	ESTLTTOP6065	<b>£32.14</b>



• Supplied with 1 Galvanised shelf as standard.

## Mobile Cupboard

Cupboard Height	Size H.W.D.	Code	Price
1x750mm	980.600.650	EUC9860651M	<b>£382.43</b>



• Supplied with 1 Galvanised shelf as standard.

## Mobile 2 Drawer & Cupboard

Drawer/Cupboard Heights	Size H.W.D.	Code	Price
2x100mm, 1x500mm	980.600.650	EUC9860652M	<b>£620.25</b>



## Mobile 4 Drawer

Drawer Heights	Size H.W.D.	Code	Price
1x150mm, 3x200mm	980.600.650	EUC986065AM	<b>£819.50</b>



## Mobile 5 Drawer

Drawer Heights	Size H.W.D.	Code	Price
5x150mm	980.600.650	EUC986065CM	<b>£907.34</b>



## Mobile 5 Drawer

Drawer Heights	Size H.W.D.	Code	Price
2x100mm, 2x150mm, 1x200mm	980.600.650	EUC9860655M	<b>£893.41</b>



## Mobile 6 Drawer

Drawer Heights	Size H.W.D.	Code	Price
4x100mm, 1x150mm, 1x200mm	980.600.650	EUC986065EM	<b>£988.75</b>



## Mobile 7 Drawer

Drawer Heights	Size H.W.D.	Code	Price
7x100mm	980.600.650	EUC986065VM	<b>£1,061.60</b>

## Colour Options

To select drawer & door colours please add corresponding letters to the end of the code.





• Supplied with 1 Galvanised shelf as standard.

### Mobile Cupboard

Cupboard Height	Size H.W.D.	Code	Price
1x750mm	980.900.650	EUC9890651M	<b>£446.71</b>



• Supplied with 1 Galvanised shelf as standard.

### Mobile 2 Drawer & Cupboard

Drawer/Cupboard Heights	Size H.W.D.	Code	Price
2x100mm, 1x500mm	980.900.650	EUC9890652M	<b>£671.67</b>



### Mobile 4 Drawer

Drawer Heights	Size H.W.D.	Code	Price
1x150mm, 3x200mm	980.900.650	EUC989065AM	<b>£867.70</b>



### Mobile 5 Drawer

Drawer Heights	Size H.W.D.	Code	Price
5x150mm	980.900.650	EUC989065CM	<b>£970.54</b>



### Mobile 5 Drawer

Drawer Heights	Size H.W.D.	Code	Price
2x100mm, 2x150mm, 1x200mm	980.900.650	EUC9890655M	<b>£952.33</b>



### Mobile 6 Drawer

Drawer Heights	Size H.W.D.	Code	Price
4x100mm, 1x150mm, 1x200mm	980.900.650	EUC989065EM	<b>£1,049.81</b>



### Mobile 7 Drawer

Drawer Heights	Size H.W.D.	Code	Price
7x100mm	980.900.650	EUC989065VM	<b>£1,128.02</b>

## Worktop Options

Description	Size H.W.D.	Code	Price
Beech	27.900.650	ESBEETOP9065	<b>£125.34</b>
Laminate	20.900.650	ESLAMTOP9065	<b>£161.76</b>
Linoleum	40.900.650	ESLINTOP9065	<b>£212.15</b>
Tool Tray	24.900.650	ESTLTTOP9065	<b>£46.06</b>



## Colour Options

To select drawer & door colours please add corresponding letters to the end of the code.



Workbenches

Euroslide

Cupboards

Lockers

Workstations

Cycle Parking

Smoking Shelters

Trucks & Trolleys

Canteen Furniture

Pallets

Barriers



• Supplied with 1 Galvanised shelf as standard.

### Under Bench Cupboard

Cupboard Height	Size H.W.D.	Code	Price
1x550mm	780.600.650	EUN7860651M	<b>£307.45</b>



### Under Bench 2 Drawer & Cupboard

Drawer/Cupboard Heights	Size H.W.D.	Code	Price
2x100mm, 1x300mm	780.600.650	EUN7860652M	<b>£533.48</b>



### Under Bench 3 Drawer

Drawer Heights	Size H.W.D.	Code	Price
1x150mm, 2x200mm	780.600.650	EUN7860653M	<b>£641.67</b>



### Under Bench 4 Drawer

Drawer Heights	Size H.W.D.	Code	Price
1x100mm, 3x150mm	780.600.650	EUN786065AM	<b>£728.44</b>



### Under Bench 4 Drawer

Drawer Heights	Size H.W.D.	Code	Price
2x100mm, 1x150mm, 1x200mm	780.600.650	EUN7860654M	<b>£726.30</b>



### Under Bench 5 Drawer

Drawer Heights	Size H.W.D.	Code	Price
4x100mm, 1x150mm	780.600.650	EUN786065CM	<b>£812.00</b>

## Worktop Options



Description	Size H.W.D.	Code	Price
Beech	27.600.650	ESBEETOP6065	<b>£83.56</b>
Laminate	20.600.650	ESLAMTOP6065	<b>£138.19</b>
Linoleum	40.600.650	ESLINTOP6065	<b>£162.09</b>
Tool Tray	24.600.650	ESTLTTOP6065	<b>£32.14</b>

## Colour Options

To select drawer & door colours please add corresponding letters to the end of the code.







• Supplied with 1 Galvanised shelf as standard.

### Under Bench Cupboard

Cupboard Heights	Size H.W.D.	Code	Price
1x550mm	780.900.650	EUN7890651M	<b>£364.22</b>



### Under Bench 2 Drawer & Cupboard

Drawer/Cupboard Heights	Size H.W.D.	Code	Price
2x100mm, 1x300mm	780.900.650	EUN7890652M	<b>£587.04</b>



### Under Bench 3 Drawer

Drawer Heights	Size H.W.D.	Code	Price
1x150mm, 2x200mm	780.900.650	EUN7890653M	<b>£668.45</b>



### Under Bench 4 Drawer

Drawer Heights	Size H.W.D.	Code	Price
1x100mm, 3x150mm	780.900.650	EUN789065AM	<b>£755.22</b>



### Under Bench 4 Drawer

Drawer Heights	Size H.W.D.	Code	Price
2x100mm, 1x150mm, 1x200mm	780.900.650	EUN7890654M	<b>£753.08</b>



### Under Bench 5 Drawer

Drawer Heights	Size H.W.D.	Code	Price
4x100mm, 1x150mm	780.900.650	EUN789065CM	<b>£837.71</b>



## Worktop Options

Description	Size H.W.D.	Code	Price
Beech	27.900.650	ESBEETOP9065	<b>£125.34</b>
Laminate	20.900.650	ESLAMTOP9065	<b>£161.76</b>
Linoleum	40.900.650	ESLINTOP9065	<b>£212.15</b>
Tool Tray	24.900.650	ESTLTTOP9065	<b>£46.06</b>

## Colour Options

To select drawer & door colours please add corresponding letters to the end of the code.



Workbenches

**Euroslide**

Cupboards

Lockers

Workstations

Cycle Parking

Smoking Shelters

Trucks & Trolleys

Canteen Furniture

Pallets

Barriers



**NEW  
PRODUCT**

**EURO SLIDE**





**100KG**  
DRAWER CAPACITY



**£2,235.88** FROM

Create the ultimate workshop or garage fit-out with our extensive range of Modular Euroslide Kits.

There is a Euroslide Modular Kit to suit every environment and budget. Choose from our wide choice of Modular Kits or create the workshop of your dreams with our impressive Corner Modular Kits!

- All-steel construction.
- Beech, Laminate and Linoleum worktop options are available.
- Full-width, full-extension precision ball race slides with anti-tilt feature.
- Central locking for extra security.
- Load capacity of 100kg per drawer.

Workbenches

Euroslide

Cupboards

Lockers

Workstations

Cycle Parking

Smoking Shelters

Trucks & Trolleys

Canteen Furniture

Pallets

Barriers



Workbenches

Euroslide

Cupboards

Lockers

Workstations

Cycle Parking

Smoking Shelters

Trucks & Trolleys

Canteen Furniture

Pallets

Barriers



**NEW PRODUCT**

## Modular Kit 1

Modular Kit 1 comes complete with the following components:

- 1 x 600mm width 2-Drawer & Storage Cupboard Cabinet.
- 1 x 600mm width Storage Cupboard.
- 1 x 600mm width 5-Drawer Cabinet.
- Worktop (Laminate, Beech or Linoleum).
- 1 x 1800mm width Service Duct.
- 3 x 600mm width Perforated Back Panels.
- 3 x 600mm width Overhead Storage Cupboards.
- 1 x Pack of 53 Clip Mix Kit (Suitable for Perforated Back Panel).

### Modular Kit 1 - Dimensions/Codes

Worktop	Size H.W.D.	Code	Price
Beech	2000.1800.650	EUCMODKTBS1	£3,123.10
Laminate	2000.1800.650	EUCMODKTSP1	£3,108.10
Linoleum	2000.1800.650	EUCMODKT8S1	£3,244.46



**NEW PRODUCT**

## Modular Kit 2

Modular Kit 2 comes complete with the following components:

- 1 x 1200mm width 2m high Storage Cupboard.
- 1 x 600mm width 7-drawer Cabinet.
- 1 x 600mm width Disposal Unit Cabinet.
- Worktop (Laminate, Beech or Linoleum).
- 1 x 1200mm width Service Duct.
- 2 x 600mm width Perforated Back Panels.
- 2 x 600mm width Overhead Storage Cupboards.
- 1 x Pack of 53 Clip Mix Kit (Suitable for Perforated Back Panel).

### Modular Kit 2 - Dimensions/Codes

Worktop	Size H.W.D.	Code	Price
Beech	2000.2400.650	EUCMODKTBS2	£3,099.19
Laminate	2000.2400.650	EUCMODKTSP2	£3,140.97
Linoleum	2000.2400.650	EUCMODKT8S2	£3,236.12

### Colour Options

To select drawer & door colours please add letters to the end of the code



### Worktop Options





**NEW  
PRODUCT**

## Modular Kit 3

Modular Kit 3 comes complete with the following components:

- 1 x 1200mm width / 2m high Storage Cupboard.
- 1 x 900mm width 5-drawer Cabinet.
- Worktop (Laminate, Beech or Linoleum).
- 1 x 900mm width Service Duct.
- 1 x 900mm width Perforated Back Panel.
- 1 x 900mm width Overhead Storage Cupboards.
- 1 x Pack of 53 Clip Mix Kit (Suitable for Perforated Back Panel).

### Modular Kit 3 - Dimensions/Codes

Worktop	Size H.W.D.	Code	Price
Beech	2000.2100.650	EUCMODKTBS3	<b>£2,235.88</b>
Laminate	2000.2100.650	EUCMODKTPS3	<b>£2,272.31</b>
Linoleum	2000.2100.650	EUCMODKT8S3	<b>£2,322.70</b>



**NEW  
PRODUCT**

## Modular Kit 4

Modular Kit 4 comes complete with the following components:

- 1 x 600mm width 2m high Storage Cupboard.
- 1 x 600mm width 5-drawer Cabinet.
- 1 x 600mm width Storage Cupboard.
- 1 x 600mm width 2-drawer & Cupboard Cabinet.
- Worktop (Laminate, Beech or Linoleum).
- 1 x 1800mm width Service Duct.
- 3 x 600mm width Perforated Back Panels.
- 3 x 600mm width Overhead Storage Cupboards.
- 1 x Pack of 84 Clip Mix Kit (Suitable for Perforated Back Panel).

### Modular Kit 4 - Dimensions/Codes

Worktop	Size H.W.D.	Code	Price
Beech	2000.2400.650	EUCMODKTBP4	<b>£3,701.13</b>
Laminate	2000.2400.650	EUCMODKTTP4	<b>£3,686.13</b>
Linoleum	2000.2400.650	EUCMODKT8P4	<b>£3,822.49</b>

## Colour Options

To select drawer & door colours please add letters to the end of the code



## Worktop Options



Workbenches

**Euroslide**

Cupboards

Lockers

Workstations



**NEW PRODUCT**

## Modular Kit 5

Modular Kit 5 comes complete with the following components:

- 1 x 1200mm width 2m high Storage Cupboard.
- 1 x 600mm width 2m high Storage Cupboard.
- 1 x 900mm width 6-drawer Cabinet.
- 1 x 600mm width 2 drawer & Cupboard Cabinet.
- Worktop (Laminate, Beech or Linoleum).
- 1 x 1500mm width Service Duct.
- 1 x 600mm width Perforated Back Panel.
- 1 x 900mm width Perforated Back Panel.
- 1 x 600mm width Overhead Storage Cupboards.
- 1 x 900mm width Overhead Storage Cupboards.
- 1 x Pack of 53 Clip Mix Kit (Suitable for Perforated Back Panel).

### Modular Kit 5 - Dimensions/Codes

Worktop	Size H.W.D.	Code	Price
Beech	2000.3300.650	EUCCMODKTBP5	<b>£3,788.60</b>
Laminate	2000.3300.650	EUCCMODKTTP5	<b>£3,812.16</b>
Linoleum	2000.3300.650	EUCCMODKT8P5	<b>£3,928.23</b>

Cycle Parking

Smoking Shelters

Trucks & Trolleys

Canteen Furniture

Pallets



**NEW PRODUCT**

## Modular Kit 6

Modular Kit 6 comes complete with the following components:

- 2 x 1200mm width 2m high Storage Cupboards.
- 1 x 600mm width 2-drawer & Storage Cupboard Cabinet.
- 1 x 600mm width Storage Cupboard.
- 1 x 600mm width 5-drawer Cabinet.
- Worktop (Laminate, Beech or Linoleum).
- 1 x 1800mm width Service Duct.
- 3 x 600mm width Perforated Back Panels.
- 3 x 600mm width Overhead Storage Cupboards.
- 1 x Pack of 84 Clip Mix Kit (Suitable for Perforated Back Panel).

### Modular Kit 6 - Dimensions/Codes

Worktop	Size H.W.D.	Code	Price
Beech	2000.4200.650	EUCCMODKTBP6	<b>£4,544.59</b>
Laminate	2000.4200.650	EUCCMODKTTP6	<b>£4,529.59</b>
Linoleum	2000.4200.650	EUCCMODKT8P6	<b>£4,665.95</b>

### Colour Options

To select drawer & door colours please add letters to the end of the code



### Worktop Options

Laminate Worktop  
20mm thick



Solid Beech Worktop  
27mm thick



Linoleum Worktop  
40mm thick







**NEW  
PRODUCT**

## Corner Kit 1

Corner Kit 1 comes complete with the following components:

- 1 x 600mm width 2-drawer & Storage Cupboard Cabinet.
- 1 x 600mm width 4-drawer Cabinet.
- 1 x 600mm width 7-drawer Cabinet.
- Laminate, Linoleum or Black Laminate Worktop.
- 2 x Service Ducts.
- Perforated Back Panels.
- 2 x 600mm width Overhead Storage Cupboards.
- 2 x 900mm width Overhead Storage Cupboards.
- 1 x Pack of 84 Clip Mix Kit (Suitable for Perforated Back Panel).

### Corner Kit 1 - Dimensions/Codes

Worktop	Size H.W.D.	Code	Price
Laminate	2000.650	EUCMODSCR1	<b>£5,593.20</b>
Linoleum	2000.650	EUCMODSCR81	<b>£5,702.82</b>
Black Laminate	2000.650	EUCMODSCRA1	<b>£5,593.20</b>



**NEW  
PRODUCT**

## Corner Kit 2

Corner Kit 2 comes complete with the following components:

- 1 x 600mm width 2m high Storage Cupboard.
- 1 x 1200mm width 2m high Storage Cupboard.
- 1 x 600mm width 6-drawer Cabinet.
- 1 x 600mm width 7-drawer Cabinet.
- 1 x 600mm width 5-drawer Cabinet.
- 1 x 600mm width 2-drawer & Storage Cupboard Cabinet.
- 1 x 600mm width Disposal Unit Cabinet.
- Laminate, Linoleum or Black Laminate Worktop.
- Service Ducts.
- Perforated Back Panels.
- 4 x 600mm width Overhead Storage Cupboards.
- 2 x 900mm width Overhead Storage Cupboards.
- 1 x Pack of 84 Clip Mix Kit (Suitable for Perforated Back Panel).

### Corner Kit 2 - Dimensions/Codes


Worktop	Size H.W.D.	Code	Price
Laminate	2000.650	EUCMODPCBP2	<b>£9,345.72</b>
Linoleum	2000.650	EUCMODPC8P2	<b>£9,495.49</b>
Black Laminate	2000.650	EUCMODPCAP2	<b>£9,345.72</b>

## Colour Options

To select drawer & door colours please add letters to the end of the code



## Worktop Options



Workbenches

Euroslide

Cupboards

Lockers

Workstations

Cycle Parking

Smoking Shelters

Trucks & Trolleys

Canteen Furniture

Pallets

Barriers

Workbenches

Euroslide

Cupboards

Lockers

Workstations

Cycle Parking

Smoking Shelters

Trucks & Trolleys

Canteen Furniture

Pallets

Barriers



**£886.36** FROM

**G**

Each kit comes complete with the following accessories:

- Worktop and Post fitted service ducts.
- Perforated Back Panel.
- Rear Support Posts
- Upper Shelf
- Tool Rail

## Worktop Options

Description	Size H.W.D.	Code	Price
Beech	27.600.650	ESBEETOP6065	<b>£83.56</b>
Laminate	20.600.650	ESLAMTOP6065	<b>£138.19</b>
Linoleum	40.600.650	ESLINTOP6065	<b>£162.09</b>
Tool Tray	24.600.650	ESTLTTOP6065	<b>£32.14</b>



## 600 System Tek - Extra Accessories

Description	Code	Price
Track (To Fit Tool Rail)	BETR600XLXXX	<b>£73.92</b>
Spring Tool Balance	BESPRBALXLXX	<b>POA</b>
Louvred Back Panel	BELO48600IXX	<b>£104.98</b>
Worktop Mounted Service Duct	BESDWT600XXX	<b>£98.55</b>
760mm Rear Support Posts	BESP760SXXXX	<b>£101.90</b>
1180mm Rear Support Posts	BESP1180XXXX	<b>£123.63</b>
Post Mounted Service Duct	BESDP600XXXX	<b>£111.41</b>
Perforated Back Panel	BEBP4860PFXX	<b>£104.98</b>
Light and Tool Rail	BERS600XLXXX	<b>£72.84</b>
Beech Upper Shelf	BEUS600BXXXX	<b>£74.99</b>
Laminate Upper Shelf	BEUS600PXXXX	<b>£79.27</b>

## 600 System Tek Kits

Key	Description	Drawer/Cupboard Depths	Beech Top Code	Price	Laminate Top Code	Price
A	Cupboard with Accessories	1x 750mm	EST600BKIT1	<b>£886.36</b>	EST600PKIT1	<b>£945.28</b>
B	2 Drawer & Cupboard with Accessories	2x 100mm, 1x 500mm	EST600BKIT2	<b>£1,124.17</b>	EST600PKIT2	<b>£1,183.09</b>
C	4 Drawer with Accessories	1x150mm, 3x200mm	EST600BKIT3	<b>£1,345.92</b>	EST600PKIT3	<b>£1,404.84</b>
D	5 Drawer with Accessories	5x150mm	EST600BKIT4	<b>£1,434.83</b>	EST600PKIT4	<b>£1,493.75</b>
E	5 Drawer with Accessories	2x100mm, 2x150mm, 1x200mm	EST600BKIT5	<b>£1,420.91</b>	EST600PKIT5	<b>£1,479.82</b>
F	6 Drawer with Accessories	4x 100mm, 1x 150mm, 1x 200mm	EST600BKIT6	<b>£1,515.17</b>	EST600PKIT6	<b>£1,574.09</b>
G	7 Drawer with Accessories	7x 100mm	EST600BKIT7	<b>£1,588.02</b>	EST600PKIT7	<b>£1,646.94</b>

## Colour Options

To select drawer & door colours please add corresponding letters to the end of the code.





**A**



**B**



**C**



**D**



**E**



**F**

## Colour Options

To select drawer & door colours please add corresponding letters to the end of the code.



Workbenches

Euroslide

Cupboards

Lockers

Workstations

Cycle Parking

Smoking Shelters

Trucks & Trolleys

Canteen Furniture

Pallets

Barriers



Workbenches

Euroslide

Cupboards

Lockers

Workstations

Cycle Parking

Smoking Shelters

Trucks & Trolleys

Canteen Furniture

Pallets

Barriers



**£1,060.97** FROM

Each kit comes complete with the following accessories:

- Worktop and Post fitted service ducts
- Perforated Back Panel
- Rear Support Posts
- Upper Shelf
- Tool Rail

## Worktop Options

Description	Size H.W.D.	Code	Price
Beech	27.900.650	ESBEEETOP9065	<b>£125.34</b>
Laminate	20.900.650	ESLAMTOP9065	<b>£161.76</b>
Linoleum	40.900.650	ESLINTOP9065	<b>£212.15</b>
Tool Tray	24.900.650	ESTLTTOP9065	<b>£46.06</b>



## 900 System Tek - Extra Accessories

Description	Code	Price
Track (To Fit Tool Rail)	BETR900XLXXX	<b>£91.06</b>
Spring Tool Balance	BESPRBALXLXX	<b>POA</b>
Louvred Back Panel	BELO48900IXX	<b>£118.91</b>
Worktop Mounted Service Duct	BESDWT900XXX	<b>£112.48</b>
760mm Rear Support Posts	BESP760SXXXX	<b>£101.90</b>
1180mm Rear Support Posts	BESP1180XXXX	<b>£123.63</b>
Post Mounted Service Duct	BESDP900XXX	<b>£125.34</b>
Perforated Back Panel	BEBP4890PFXX	<b>£118.91</b>
Light and Tool Rail	BERS900XLXXX	<b>£79.27</b>
Beech Upper Shelf	BEUS900BXXXX	<b>£95.34</b>
Laminate Upper Shelf	BEUS900PXXXX	<b>£85.70</b>

**G**

## 900 System Tek Kits

Key	Description	Drawer/Cupboard Depths	Beech Top Code	Price	Laminate Top Code	Price
A	Cupboard with Accessories	1x 750mm	EST900BKIT1	<b>£1,060.97</b>	EST900PKIT1	<b>£1,087.75</b>
B	2 Drawer & Cupboard with Accessories	2x 100mm, 1x 500mm	EST900BKIT2	<b>£1,285.93</b>	EST900PKIT2	<b>£1,312.71</b>
C	4 Drawer with Accessories	1x150mm, 3x200mm	EST900BKIT3	<b>£1,481.97</b>	EST900PKIT3	<b>£1,508.75</b>
D	5 Drawer with Accessories	5x150mm	EST900BKIT4	<b>£1,584.81</b>	EST900PKIT4	<b>£1,611.59</b>
E	5 Drawer with Accessories	2x100mm, 2x150mm, 1x200mm	EST900BKIT5	<b>£1,566.59</b>	EST900PKIT5	<b>£1,593.38</b>
F	6 Drawer with Accessories	4x 100mm, 1x 150mm, 1x 200mm	EST900BKIT6	<b>£1,664.08</b>	EST900PKIT6	<b>£1,690.86</b>
G	7 Drawer with Accessories	7x 100mm	EST900BKIT7	<b>£1,742.28</b>	EST900PKIT7	<b>£1,769.06</b>

## Colour Options

To select drawer & door colours please add corresponding letters to the end of the code.





**A**



**B**



**C**



**D**



**E**



**F**

Workbenches

Euroslide

Cupboards

Lockers

Workstations

Cycle Parking

Smoking Shelters

Trucks & Trolleys

Canteen Furniture

Pallets

Barriers

## Colour Options

To select drawer & door colours please add corresponding letters to the end of the code.



Workbenches

Euroslide

Cupboards

Lockers

Workstations

Cycle Parking

Smoking Shelters

Trucks & Trolleys

Canteen Furniture

Pallets

Barriers



## 2. Choose Your Worktop

### Worktop Options - Dimensions/Codes

Description	Size H.W.D.	Code	Price
Beech Top	27.1200.650	ESBEETOP1265	<b>£141.40</b>
Laminate Top	20.1200.650	ESLAMTOP1265	<b>£183.18</b>
Linoleum Top	40.1200.650	ESLINTOP1265	<b>£278.34</b>
Beech Top	27.1500.650	ESBEETOP1565	<b>£201.39</b>
Laminate Top	20.1500.650	ESLAMTOP1565	<b>£224.96</b>
Linoleum Top	40.1500.650	ESLINTOP1565	<b>£361.02</b>
Beech Top	27.1800.650	ESBEETOP1865	<b>£241.03</b>
Laminate Top	20.1800.650	ESLAMTOP1865	<b>£226.03</b>
Linoleum Top	40.1800.650	ESLINTOP1865	<b>£362.39</b>



## 1. Choose one 600 Cabinet

### System Tek Cabinets - Dimensions/Codes

Key	Description	Drawer/Cupboard Depths	Code	Price
A	Cupboard	1x 750mm	EUC1826065I	<b>£216.39</b>
B	2 Drawer & Cupboard	2x 100mm, 1x 500mm	EUC1826065Z	<b>£454.21</b>
C	4 Drawer	1x150mm, 3x200mm	EUC1826065A	<b>£675.95</b>
D	5 Drawer	5x150mm	EUC1826065C	<b>£764.87</b>
E	5 Drawer	2x100mm, 2x150mm, 1x200mm	EUC1826065S	<b>£750.94</b>
F	6 Drawer	4x 100mm, 1x 150mm, 1x 200mm	EUC1826065E	<b>£845.21</b>
G	7 Drawer	7x 100mm	EUC1826065V	<b>£918.05</b>



## Colour Options

To select drawer colours please add letters to the end of the code.



## 3. Choose Your Accessories

### Accessories - Dimensions/Codes

Description	Code	Price
760mm Rear Support Posts	BESP760SXXXX	<b>£101.90</b>
1180mm Rear Support Posts	BESP1180XXXX	<b>£123.63</b>
Upper Shelf 300mm Solid Beech - 1200mm	BEUS1200BXXX	<b>£164.39</b>
Upper Shelf 300mm Solid Beech - 1500mm	BEUS1500BXXX	<b>£199.72</b>
Upper Shelf 300mm Solid Beech - 1800mm	BEUS1800BXXX	<b>£241.83</b>
Upper Shelf 300mm Laminate - 1200mm	BEUS1200PXXX	<b>£142.66</b>
Upper Shelf 300mm Laminate - 1500mm	BEUS1500PXXX	<b>£169.83</b>
Upper Shelf 300mm Laminate - 1800mm	BEUS1800PXXX	<b>£202.43</b>
Light/Tool Rail Support - 1200mm	BERS1200XLXX	<b>£107.33</b>
Light/Tool Rail Support - 1500mm	BERS1500LXX	<b>£114.12</b>
Light/Tool Rail Support - 1800mm	BERS1800LXX	<b>£118.20</b>
1200 Track (To Fit Tool Rail)	BETR1200LXX	<b>£135.86</b>
1500 Track (To Fit Tool Rail)	BETR1500LXX	<b>£156.24</b>
1800 Track (To Fit Tool Rail)	BETR1800LXX	<b>£176.62</b>
Spring Tool Balance	BESPRBALXLXX	<b>POA</b>
3 Setting LED Light - 1200mm	BE3SETL1200X	<b>£82.88</b>
Louvred/Perforated Back Panel - 1200mm	BECP4812IXXX	<b>£195.64</b>
Louvred/Perforated Back Panel - 1500mm	BECP4815IXXX	<b>£214.66</b>
Louvred/Perforated Back Panel - 1800mm	BECP4818IXXX	<b>£239.12</b>
Louvred/Pin Back Panel - 1200mm	BELO4812IXXX	<b>£197.00</b>
Louvred/Pin Back Panel - 1500mm	BELO4815IXXX	<b>£205.15</b>
Louvred/Pin Back Panel - 1800mm	BELO4818IXXX	<b>£239.12</b>
Combi Back Panel - 1200mm	BECP4812I3XX	<b>£214.66</b>
Combi Back Panel - 1500mm	BECP4815I3XX	<b>£229.61</b>
Combi Back Panel - 1800mm	BECP4818I3XX	<b>£255.42</b>
Worktop Service Duct - 1200mm	BESDWT122XXX	<b>£164.39</b>
Worktop Service Duct - 1500mm	BESDWT15XXX	<b>£168.47</b>
Worktop Service Duct - 1800mm	BESDWT18XXX	<b>£176.62</b>
Post Fitted Service Duct - 1200mm	BESDSP12XXXX	<b>£180.70</b>
Post Fitted Service Duct - 1500mm	BESDSP15XXXX	<b>£188.85</b>
Post Fitted Service Duct - 1800mm	BESDSP18XXXX	<b>£201.08</b>
Support Leg & Modesty Panel - 1200mm	E2LEGMOD6560	<b>£94.27</b>
Support Leg & Modesty Panel - 1500mm	E2LEGMOD6515	<b>£94.27</b>
Support Leg & Modesty Panel - 1800mm	E2LEGMOD6518	<b>£94.27</b>





## 2. Choose Your Worktop

**Worktop Options** - Dimensions/Codes


Description	Size H.W.D.	Code	Price
Beech Top	27.1200.650	ESBEETOP1265	<b>£141.40</b>
Laminate Top	20.1200.650	ESLAMTOP1265	<b>£183.18</b>
Linoleum Top	40.1200.650	ESLINTOP1265	<b>£278.34</b>
Beech Top	27.1500.650	ESBEETOP1565	<b>£201.39</b>
Laminate Top	20.1500.650	ESLAMTOP1565	<b>£224.96</b>
Linoleum Top	40.1500.650	ESLINTOP1565	<b>£341.02</b>
Beech Top	27.1800.650	ESBEETOP1865	<b>£241.03</b>
Laminate Top	20.1800.650	ESLAMTOP1865	<b>£226.03</b>
Linoleum Top	40.1800.650	ESLINTOP1865	<b>£362.39</b>



## 1. Choose one 900 Cabinet

**System Tek Cabinets** - Dimensions/Codes

Key	Description	Drawer/Cupboard Depths	Code	Price
A	Cupboard	1x 750mm	EUC18290651	<b>£280.66</b>
B	2 Drawer & Cupboard	2x 100mm, 1x 500mm	EUC18290653	<b>£505.63</b>
C	4 Drawer	1x 150mm, 3x 200mm	EUC1829065A	<b>£701.66</b>
D	5 Drawer	5x 150mm	EUC1829065C	<b>£804.50</b>
E	5 Drawer	2x 100mm, 2x 150mm, 1x 200mm	EUC18290655	<b>£786.29</b>
F	6 Drawer	4x 100mm, 1x 150mm, 1x 200mm	EUC1829065E	<b>£883.77</b>
G	7 Drawer	7x 100mm	EUC1829065V	<b>£961.97</b>



## Colour Options

To select drawer colours please add letters to the end of the code.



## 3. Choose Your Accessories

**Accessories** - Dimensions/Codes

Description	Code	Price
760mm Rear Support Posts	BESP760SXXXX	<b>£101.90</b>
1180mm Rear Support Posts	BESP1180XXXX	<b>£123.63</b>
Upper Shelf 300mm Solid Beech - 1200mm	BEUS1200BXXX	<b>£164.39</b>
Upper Shelf 300mm Solid Beech - 1500mm	BEUS1500BXXX	<b>£199.72</b>
Upper Shelf 300mm Solid Beech - 1800mm	BEUS1800BXXX	<b>£241.83</b>
Upper Shelf 300mm Laminate - 1200mm	BEUS1200PXXX	<b>£142.66</b>
Upper Shelf 300mm Laminate - 1500mm	BEUS1500PXXX	<b>£169.83</b>
Upper Shelf 300mm Laminate - 1800mm	BEUS1800PXXX	<b>£202.43</b>
Light/Tool Rail Support - 1200mm	BERS1200XLXX	<b>£107.33</b>
Light/Tool Rail Support - 1500mm	BERS1500XLXX	<b>£114.12</b>
Light/Tool Rail Support - 1800mm	BERS1800XLXX	<b>£118.20</b>
1200 Track (To Fit Tool Rail)	BETR1200XLXX	<b>£135.86</b>
1500 Track (To Fit Tool Rail)	BETR1500XLXX	<b>£156.24</b>
1800 Track (To Fit Tool Rail)	BETR1800XLXX	<b>£176.62</b>
Spring Tool Balance	BESPRBALXLLX	<b>POA</b>
3 Setting LED Light - 1200mm	BE3SETL1200X	<b>£82.88</b>
Louvred/Perforated Back Panel - 1200mm	BECP4812IXXX	<b>£195.64</b>
Louvred/Perforated Back Panel - 1500mm	BECP4815IXXX	<b>£214.66</b>
Louvred/Perforated Back Panel - 1800mm	BECP4818IXXX	<b>£239.12</b>
Louvred/Pin Back Panel - 1200mm	BELO4812IXXX	<b>£197.00</b>
Louvred/Pin Back Panel - 1500mm	BELO4815IXXX	<b>£205.15</b>
Louvred/Pin Back Panel - 1800mm	BELO4818IXXX	<b>£239.12</b>
Combi Back Panel - 1200mm	BECP4812I3XX	<b>£214.66</b>
Combi Back Panel - 1500mm	BECP4815I3XX	<b>£229.61</b>
Combi Back Panel - 1800mm	BECP4818I3XX	<b>£255.42</b>
Worktop Service Duct - 1200mm	BESDWT122XXX	<b>£164.39</b>
Worktop Service Duct - 1500mm	BESDWT15XXXX	<b>£168.47</b>
Worktop Service Duct - 1800mm	BESDWT18XXXX	<b>£176.62</b>
Post Fitted Service Duct - 1200mm	BESDSP12XXXX	<b>£180.70</b>
Post Fitted Service Duct - 1500mm	BESDSP15XXXX	<b>£188.85</b>
Post Fitted Service Duct - 1800mm	BESDSP18XXXX	<b>£201.08</b>
Support Leg & Modesty Panel - 1200mm	E2LEGMOD6560	<b>£94.27</b>
Support Leg & Modesty Panel - 1500mm	E2LEGMOD6515	<b>£94.27</b>
Support Leg & Modesty Panel - 1800mm	E2LEGMOD6518	<b>£94.27</b>

Workbenches

**Euroslide**

Cupboards

Lockers

Workstations

Cycle Parking


Smoking Shelters

Trucks & Trolleys

Canteen Furniture

Pallets


Barriers



EUC2012652D - 1200mm wide



EUC2090652D - 900mm wide



EUC2060651D - 600mm wide

Our 2-metre tall Euroslide Cupboards bring a combination of storage and security to any workshop fit-out. A weld and rivet construction provides all-round robustness.

- "No Snag" handles with 2-point locking.
- Strengthened doors.
- 3 adjustable galvanised interior shelves included as standard.
- Powder coated with Germ Guard Active Technology anti-bacterial paint.
- Reaction to Fire Classification EN 13501-1.
- Cupboard shelves have a UDL of 50kg.



### Euroslide Cupboards - Dimensions/Codes

Description	Size H.W.D.	Code	Price
1200mm wide Cupboard	2000.1200.650	EUC2012652D	<b>£663.18</b>
900mm wide Cupboard	2000.900.650	EUC2090652D	<b>£572.56</b>
600mm wide Cupboard	2000.600.650	EUC2060651D	<b>£482.27</b>

### Door Colour Options

To select door & drawer colours please add corresponding letters to the end of the code.






Multi-Storage Cupboard shown with 150mm deep drawers, Full Height Tool Panel and Shelf (tools and clip kits not included).

A range of heavy-duty cupboards ideal for all your storage requirements.

- The welded construction offers high strength and durability.
- 2000mm high x 940mm wide x 710mm deep gives a very large storage capacity.
- The cupboards are available with a combination of accessories including drawers, shelves and perforated/louvre rear panels.
- Either with solid doors or vision doors which allow you to inspect the contents of cupboards.
- Each cupboard comes with adjustable feet for levelling.
- Drawers have a heavy-duty slide system giving 100% extension and a capacity of 100kg.
- Drawers can be fitted with a range of dividers, please see page 68.
- Powder coated with Germ Guard Active Technology anti-bacterial paint.

## Multi-Storage Cupboards - Dimensions/Codes

Description	Size H.W.D.	Code	Price
Vision Door Cupboard Only	2000.940.710	C6MSV209471	<b>£1,324.09</b>
Solid Door Cupboard Only	2000.940.710	C6MSS209471	<b>£1,069.88</b>



## Door Colour Options

To select door & drawer colours please add corresponding letters to the end of the code.



## Multi-Storage Cupboard Accessories

Description	Code	Price
100mm Deep Drawer	C6MSDRW100D	<b>£153.64</b>
150mm Deep Drawer	C6MSDRW150D	<b>£169.00</b>
200mm Deep Drawer	C6MSDRW200D	<b>£191.35</b>
Galvanised Shelf	C6MSSHELFXXX	<b>£47.49</b>
<b>Half Height Back Panel</b>		
Perforated Panel (Tools Not Included)	C6MSTOOLPANX	<b>£60.06</b>
Louvre Panel	C6MSLOUVREPX	<b>£60.06</b>
Dual Panel (Perforated/Louvre)	C6MSDUALPANX	<b>£60.06</b>
Noticeboard Panel	C6MSNOTICEBX	<b>£50.28</b>
<b>Full Height Back Panel</b>		
Perforated Panel (Tools Not Included)	C6MSPRFPANXX	<b>£69.84</b>
Dual Panel (Perforated/Louvre)	C6MSLOVPANXX	<b>£69.84</b>





Workbenches

Euroslide

Cupboards

Lockers

Workstations

Cycle Parking

Smoking Shelters

Trucks & Trolleys

Canteen Furniture

Pallets

Barriers



- Heavy-duty bench suitable for heavy-duty applications such as engineering and manufacturing.
- All-steel construction.
- Beech, Laminate, Linoleum and Steel worktop options available.
- Workbenches are available in 1200mm, 1500mm and 1800mm widths.
- Full-width, full-extension precision ball race slides with anti-tilt feature.
- Central-locking for extra security.
- Load capacity of 100kg per drawer.
- Cupboard doors are fitted with an interior perforated panel to fit tool clips.
- A range of drawer divider kits and extra shelves are available.
- Full range of above bench accessories are available.

**£478** FROM **.84**



Beech Worktop



Laminate Worktop



Linoleum Worktop



Steel Worktop

Bench Dimensions	Beech Top		Laminate Top		Linoleum Top		Steel Top	
	Size H.W.D.	Beech Top Code	Price	Laminate Top Code	Price	Linoleum Top Code	Price	Steel Top Code
840.1200.750	BE921275BLXX	<b>£478.84</b>	BE921275PLXX	<b>£502.41</b>	BE921275LXX	<b>£502.41</b>	BE921275SKXX	<b>£552.65</b>
840.1200.900	BE921290BLXX	<b>£525.98</b>	BE921290PLXX	<b>£553.83</b>	BE921290LXX	<b>£553.83</b>	BE921290SKXX	<b>£611.41</b>
840.1500.750	BE921575BLXX	<b>£609.54</b>	BE921575PLXX	<b>£614.89</b>	BE921575LXX	<b>£614.89</b>	BE921575SKXX	<b>£670.23</b>
840.1500.900	BE921590BLXX	<b>£667.38</b>	BE921590PLXX	<b>£692.02</b>	BE921590LXX	<b>£692.02</b>	BE921590SKXX	<b>£754.30</b>
840.1800.750	BE921875BLXX	<b>£669.52</b>	BE921875PLXX	<b>£629.89</b>	BE921875LXX	<b>£629.89</b>	BE921875SKXX	<b>£686.58</b>
840.1800.900	BE921890BLXX	<b>£741.30</b>	BE921890PLXX	<b>£839.85</b>	BE921890LXX	<b>£839.85</b>	BE921890SKXX	<b>£907.04</b>

## Colour Options

To select drawer & door colours please add corresponding letters to the end of the code.



## 600 Workbench Cabinets


(600 Cabinet Size - H.825 W.600 D.650)



Key	Description	Drawer/Cupboard Depths	Code	Price
A	Single Cupboard	1x 750mm	EUC18260651	<b>£216.39</b>
B	2 Drawer & Cupboard	2x 100mm, 1x 500mm	EUC18260652	<b>£454.21</b>
C	4 Drawer	1x 150mm, 3x 200mm	EUC1826065A	<b>£675.95</b>
D	5 Drawer	5x 150mm	EUC1826065C	<b>£764.87</b>
E	5 Drawer	2x 100mm, 2x 150mm, 1x 200mm	EUC18260655	<b>£750.94</b>
F	6 Drawer	4x 100mm, 1x 150mm, 1x 200mm	EUC1826065E	<b>£845.21</b>
G	7 Drawer	7x 100mm	EUC1826065V	<b>£918.05</b>
H	2 Drawer	2x 100mm	EUC276065DS	<b>£335.30</b>

## 900 Workbench Cabinets


(900 Cabinet Size - H.825 W.900 D.650)



Key	Description	Drawer/Cupboard Depths	Code	Price
A	Double Cupboard	1x 750mm	EUC18290651	<b>£280.66</b>
B	2 Drawer & Cupboard	2x 100mm, 1x 500mm	EUC18290653	<b>£505.63</b>
C	4 Drawer	1x150mm, 3x200mm	EUC1829065A	<b>£701.66</b>
D	5 Drawer	5x150mm	EUC1829065C	<b>£804.50</b>
E	5 Drawer (2x100mm)	2x100mm, 2x150mm, 1x200mm	EUC18290655	<b>£786.29</b>
F	6 Drawer	4x 100mm, 1x 150mm, 1x 200mm	EUC1829065E	<b>£883.77</b>
G	7 Drawer	7x 100mm	EUC1829065V	<b>£961.97</b>

Key	Description	Code	Price
A	760mm Rear Support Posts	BESP760SXXXX	<b>£101.90</b>
A	1180mm Rear Support Posts	BESP1180XXXX	<b>£123.63</b>
B	Upper Shelf 300mm Solid Beech - 1200mm	BEUS1200BXXX	<b>£164.39</b>
B	Upper Shelf 300mm Solid Beech - 1500mm	BEUS1500BXXX	<b>£199.72</b>
B	Upper Shelf 300mm Solid Beech - 1800mm	BEUS1800BXXX	<b>£241.83</b>
B	Upper Shelf 300mm Laminate - 1200mm	BEUS1200PXXX	<b>£142.66</b>
B	Upper Shelf 300mm Laminate - 1500mm	BEUS1500PXXX	<b>£169.83</b>
B	Upper Shelf 300mm Laminate - 1800mm	BEUS1800PXXX	<b>£202.43</b>
C	Light/Tool Rail Support - 1200mm	BERS1200XLXX	<b>£107.33</b>
C	Light/Tool Rail Support - 1500mm	BERS1500XLXX	<b>£114.12</b>
C	Light/Tool Rail Support - 1800mm	BERS1800XLXX	<b>£118.20</b>
D	3 Setting LED Light - 1200mm	BE3SETL1200X	<b>£82.88</b>
E	Combi Back Panel - 1200mm	BECP4812I3XX	<b>£214.66</b>
E	Combi Back Panel - 1500mm	BECP4815I3XX	<b>£229.61</b>
E	Combi Back Panel - 1800mm	BECP4818I3XX	<b>£255.42</b>
F	Worktop Service Duct - 1200mm	BESDWT122XXX	<b>£164.39</b>
F	Worktop Service Duct - 1500mm	BESDWT15XXXX	<b>£168.47</b>
F	Worktop Service Duct - 1800mm	BESDWT18XXXX	<b>£176.62</b>
G	Post Fitted Service Duct - 1200mm	BESDSP12XXXX	<b>£180.70</b>
G	Post Fitted Service Duct - 1500mm	BESDSP15XXXX	<b>£188.85</b>
G	Post Fitted Service Duct - 1800mm	BESDSP18XXXX	<b>£201.08</b>

## Above Bench Accessories



Workbenches

Euroslide

Cupboards

Lockers

Workstations

Cycle Parking

Smoking Shelters

Trucks & Trolleys

Canteen Furniture

Pallets

Barriers



**EUROSLIDE**

**£478.84** FROM

**1200KG**  
DRAWER CAPACITY

Euroslide Superbench shown with optional accessories.

- High-quality workbench, fully welded for extra strength.
- Tough Light Grey powder-coated finish.
- Various worktop surfaces including Beech, Laminate, Linoleum and steel top.
- A range of drawer divider kits and extra shelves are available.
- Fully welded framework, 50mm x 50mm and 50mm x 25mm section.
- Above bench accessories are also available.



Beech Worktop



Laminate Worktop



Linoleum Worktop




Steel Worktop

Bench Dimensions	Beech Top		Laminate Top		Linoleum Top		Steel Top	
	Beech Top Code	Price	Laminate Top Code	Price	Linoleum Top Code	Price	Steel Top Code	Price
840.1200.750	BSE841275BLX	<b>£478.84</b>	BSE841275PLX	<b>£502.41</b>	BSE841275SLX	<b>£502.41</b>	BSE841275SLX	<b>£480.99</b>
840.1200.900	BSE841290BLX	<b>£524.91</b>	BSE841290PLX	<b>£554.90</b>	BSE841290SLX	<b>£554.90</b>	BSE841290SLX	<b>£533.48</b>
840.1500.750	BSE841575BLX	<b>£609.54</b>	BSE841575PLX	<b>£614.89</b>	BSE841575SLX	<b>£614.89</b>	BSE841575SLX	<b>£595.61</b>
840.1500.900	BSE841590BLX	<b>£667.38</b>	BSE841590PLX	<b>£692.02</b>	BSE841590SLX	<b>£692.02</b>	BSE841590SLX	<b>£607.39</b>
840.1800.750	BSE841875BLX	<b>£669.52</b>	BSE841875PLX	<b>£693.09</b>	BSE841875SLX	<b>£693.09</b>	BSE841875SLX	<b>£639.53</b>
840.1800.900	BSE841890BLX	<b>£741.30</b>	BSE841890PLX	<b>£839.85</b>	BSE841890SLX	<b>£839.85</b>	BSE841890SLX	<b>£665.24</b>




## 600 Superbench Cabinets

(600 Cabinet Size - H.620 W.600 D.650)



## 900 Superbench Cabinets

(900 Cabinet Size - H.620 W.900 D.650)



### Colour Options

To select drawer colours please add letters to the end of the code.



### 600 Superbench Cabinets - H.620 W.600 D.650


Key	Description	Drawer/Cupboard Depths	Model	Price
A	Single Cupboard	1x 550mm	EUC6760651	<b>£183.18</b>
B	2 Drawer & Cupboard	2x 100mm, 1x 300mm	EUC6760652	<b>£421.00</b>
C	3 Drawer	1x 150mm, 2x 200mm	EUC6760653	<b>£528.12</b>
D	4 Drawer	1x 100mm, 3x 150mm	EUC676065A	<b>£612.75</b>
E	4 Drawer	2x 100mm, 1x 150mm, 1x 200mm	EUC6760654	<b>£613.82</b>
F	5 Drawer	4x 100mm, 1x 150mm	EUC676065C	<b>£696.31</b>
G	2 Drawer	2x 100mm	EUC276065DS	<b>£335.30</b>

### Above Bench - Accessories

Key	Description	Model	Price
A	760mm Rear Support Posts	BESP760SXXX	<b>£101.90</b>
A	1180mm Rear Support Posts	BESP1180SXXX	<b>£123.63</b>
B	Upper Shelf 300mm Solid Beech - 1200mm	BEUS1200BXXX	<b>£164.39</b>
B	Upper Shelf 300mm Solid Beech - 1500mm	BEUS1500BXXX	<b>£199.72</b>
B	Upper Shelf 300mm Solid Beech - 1800mm	BEUS1800BXXX	<b>£241.83</b>
B	Upper Shelf 300mm Laminate - 1200mm	BEUS1200PXXX	<b>£142.66</b>
B	Upper Shelf 300mm Laminate - 1500mm	BEUS1500PXXX	<b>£169.83</b>
B	Upper Shelf 300mm Laminate - 1800mm	BEUS1800PXXX	<b>£202.43</b>
C	Light/Tool Rail Support - 1200mm	BERS1200XLXX	<b>£107.33</b>
C	Light/Tool Rail Support - 1500mm	BERS1500XLXX	<b>£114.12</b>
C	Light/Tool Rail Support - 1800mm	BERS1800XLXX	<b>£118.20</b>
D	3 Setting LED Light - 1200mm	BE3SETL1200X	<b>£82.88</b>
E	Combi Back Panel - 1200mm	BECP4812I3XX	<b>£214.66</b>
E	Combi Back Panel - 1500mm	BECP4815I3XX	<b>£229.61</b>
E	Combi Back Panel - 1800mm	BECP4818I3XX	<b>£255.42</b>
F	Worktop Service Duct - 1200mm	BESDWT122XXX	<b>£164.39</b>
F	Worktop Service Duct - 1500mm	BESDWT15XXX	<b>£168.47</b>
F	Worktop Service Duct - 1800mm	BESDWT18XXX	<b>£176.62</b>
G	Post Fitted Service Duct - 1200mm	BESDSP12XXX	<b>£180.70</b>
G	Post Fitted Service Duct - 1500mm	BESDSP15XXX	<b>£188.85</b>
G	Post Fitted Service Duct - 1800mm	BESDSP18XXX	<b>£201.08</b>


### 900 Superbench Cabinets - H.620 W.900 D.650

Key	Description	Drawer/Cupboard Depths	Model	Price
A	Double Cupboard	1x 550mm	EUC6790651	<b>£252.81</b>
B	2 Drawer & Cupboard	2x 100mm, 1x 300mm	EUC6790652	<b>£465.99</b>
C	3 Drawer	1x150mm, 2x200mm	EUC6790653	<b>£554.90</b>
D	4 Drawer	1x100mm, 3x 150mm	EUC679065A	<b>£639.53</b>
E	4 Drawer	2x100mm, 1x150mm, 1x200mm	EUC6790655	<b>£640.60</b>
F	5 Drawer	4x 100mm, 1x 150mm	EUC679065C	<b>£723.09</b>



- Workbenches
- Euroslide**
- Cupboards
- Lockers
- Workstations
- Cycle Parking
- Smoking Shelters
- Trucks & Trolleys
- Canteen Furniture
- Pallets
- Barriers

## 'A Frame' Trolley (1230mm high)



### 1. Choose Your Trolley

#### System Flow Trolley - Basic Frame

Description	Size H.W.D.	Code	Price
With Castors	1230.680.260	RTSYF1268M*X	<b>£316.02</b>
With Castors	1230.1000.260	RTSYF1210M*X	<b>£341.73</b>
Without Castors	1090.680.260	RTSYF1268U*X	<b>£264.60</b>
Without Castors	1090.1000.260	RTSYF1210U*X	<b>£290.31</b>

### 2. Choose Your Panels

#### Panels & Shelves - Dimensions/Codes


Description	Size H.W.D.	Code	Price
Perforated Panel (To suit 1230.680 Trolley)	910.630.60	RTPERF12*XX	<b>£72.84</b>
Perforated Panel (To suit 1230.1000 Trolley)	910.930.60	RTPERF16*XX	<b>£78.20</b>
Louvred Panel (To suit 1230.680 Trolley)	910.630.60	RTLQVR12*XX	<b>£76.06</b>
Louvred Panel (To suit 1230.1000 Trolley)	910.930.60	RTLQVR16*XX	<b>£82.49</b>




Clip Kits available on page 96. Plastic Containers available on page 50.

### Colour Options

To select panel colours please add corresponding letters to the end of the code.



## 'A Frame' Trolley (1650mm high)



### 1. Choose Your Trolley


#### System Flow Trolley - Basic Frame

Description	Size H.W.D.	Code	Price
With Castors	1650.680.260	RTSYF1668M*X	<b>£347.08</b>
With Castors	1650.1000.260	RTSYF1610M*X	<b>£398.50</b>
Without Castors	1520.680.260	RTSYF1668U*X	<b>£295.66</b>
Without Castors	1520.1000.260	RTSYF1610U*X	<b>£347.08</b>

### 2. Choose Your Panels/Shelves

#### Panels & Shelves - Dimensions/Codes

Description	Size H.W.D.	Code	Price
Perforated Panel (To suit 1230.680 Trolley)	910.630.60	RTPERF12*XX	<b>£72.84</b>
Perforated Panel (To suit 1230.1000 Trolley)	910.930.60	RTPERF16*XX	<b>£78.20</b>
Louvred Panel (To suit 1230.680 Trolley)	910.630.60	RTLQVR12*XX	<b>£76.06</b>
Louvred Panel (To suit 1230.1000 Trolley)	910.930.60	RTLQVR16*XX	<b>£82.49</b>
Shelf	20.600.350	RTSHLU80LXX	<b>£35.35</b>
Shelf	20.900.350	RTSHLU10LXX	<b>£42.85</b>



Clip Kits available on page 96. Plastic Containers available on page 50.



### Colour Options

To select panel colours please add corresponding letters to the end of the code.



Workbenches

Etroslide

Cupboards

Lockers

Workstations

Cycle Parking

Smoking Shelters

Trucks & Trolleys

Canteen Furniture

Pallets

Barriers



Workbenches

Euroslide

Cupboards

Lockers

Workstations

Cycle Parking

Smoking Shelters

Trucks & Trolleys

Canteen Furniture

Pallets

Barriers

## Tool Trolleys

Designed to provide high-capacity storage especially suitable for hand tools. Pegboard panels are used with steel accessories and suited for easily accessible tool storage.

- Quick and easy identification of storage position or missing tools.
- 2 x 75mm Nylon swivel castors and 2 x 75 Nylon swivel castors with brakes.
- Made from 60 x 40 x 1.5mm ERW tube.
- Channel made from 1.5mm mild steel.
- Pegboard back panel made from 1.2mm mild steel.
- Pegboard available 500mm and 750mm wide.
- Adjustable bin rails made from 50 x 25 x 1.5 mild steel.

## 1. Choose Your Trolley


### Tool Panel Trolleys - Dimensions/Codes

Description	Size H.W.D.	Code	Price
Pegboard Width 500mm	1600.580.660	RTTP165866LX	<b>£627.75</b>
Pegboard Width 750mm	1600.830.660	RTTP168366LX	<b>£672.74</b>

## 2. Choose Your Accessories

### Adjustable Bin Rails - Dimensions/Codes

Width	Code	Price
500	RTSPADBINR5X	<b>£48.21</b>
750	RTSPADBINR7X	<b>£52.49</b>



**£627.75** FROM

Tool Panel Trolley shown with tool clips, sold separately.

### Clip Mix 53

Image	Description	Code	Price
	10x Single Hook (Length 30mm), 2x Single Hook (Length 60mm), 1x Single Hook (Length 90mm), 1x Double Hook (Length 30mm), 1x Double Hook (Length 60mm), 6x Single Angled Hook (Length 25mm), 3x Single Angled Hook (Length 50mm), 2x Hammer Holder (Length 40mm), 1x Hammer Holder (Length 50mm), 2x Pliers Holder (Length 17mm), 1x Pliers Holder (Length 20mm), 4x Spring Clip (Diameter 12mm), 4x Spring Clip (Diameter 18mm), 4x Spring Clip (Diameter 24mm), 6x Pipe Holder (Diameter 30mm), 1x Pipe Holder (Diameter 50mm), 2x Power Drill Holder, 1x Spanner Holder, 1x Drill Bit Holder	RTCLIPMIX53X	<b>£123.82</b>

### Clip Mix 84

Image	Description	Code	Price
	18x Single Hook (Length 30mm), 2x Single Hook (Length 60mm), 1x Single Hook (Length 90mm), 2x Double Hook (Length 30mm), 2x Double Hook (Length 60mm), 12x Single Angled Hook (Length 25mm), 3x Single Hook (Length 50mm), 2x Single Angled Hook (Length 75mm), 2x Hammer Holder (Length 40mm), 2x Hammer Holder (Length 50mm), 4x Pliers Holder (Length 17mm), 2x Pliers Holder (Length 20mm), 6x Spring Clip (Diameter 12mm), 6x Spring Clip (Diameter 18mm), 6x Spring Clip (Diameter 24mm), 8x Pipe Holder (Diameter 30mm), 1x Pipe Holder (Diameter 50mm), 1x Box, 2x Power Drill Holder, 1x Spanner Holder, 1x Drill Bit Holder	RTCLIPMIX84X	<b>£195.38</b>



**£627.75** FROM

## Shelf & Panel Trolleys

- 2 x 75mm Nylon swivel castors and 2 x 75mm Nylon swivel castors with brakes.
- Made from 60mm x 40mm x 1.5mm ERW tube.
- Channel made from 1.5mm mild steel.
- Magnetic back panel made from 1.2mm mild steel, available 500mm and 750mm wide.
- Adjustable bin rails made from 50mm x 25mm x 1.5mm mild steel.
- Shelves are adjustable and can be positioned either flat or at an angle.



Shelf & Panel Trolley shown with Adjustable Bin Rails, Plastic Containers and Extra Shelves, sold separately.



Open Fronted Containers available on page 50.

## 1. Choose Your Trolley

### Shelf & Panel Trolleys - Dimensions/Codes

Description	Size H.W.D.	Code	Price
Magnetic Panel Width 500mm	1600.580.660	RTSP165866LX	<b>£627.75</b>
Magnetic Panel Width 750mm	1600.830.660	RTSP168366LX	<b>£640.60</b>

## 2. Choose Your Accessories

### Accessories - Dimensions/Codes

Description	Size H.W.D.	Code	Price
Adjustable Bin Rails	500mm Width	RTSPADBINR5X	<b>£48.21</b>
Adjustable Bin Rails	750mm Width	RTSPADBINR7X	<b>£52.49</b>
Extra Shelf	500mm Width	RTEXSHELF50X	<b>£85.70</b>
Extra Shelf	750mm Width	RTEXSHELF75X	<b>£99.63</b>

Workbenches

Euroslide

Cupboards

Lockers

Workstations

Cycle Parking

Smoking Shelters

Trucks & Trolleys

Canteen Furniture

Pallets

Barriers

Workbenches

Euroslide

Cupboards

Lockers

Workstations

Cycle Parking


Smoking Shelters

Trucks & Trolleys

Canteen Furniture

Pallets

Barriers



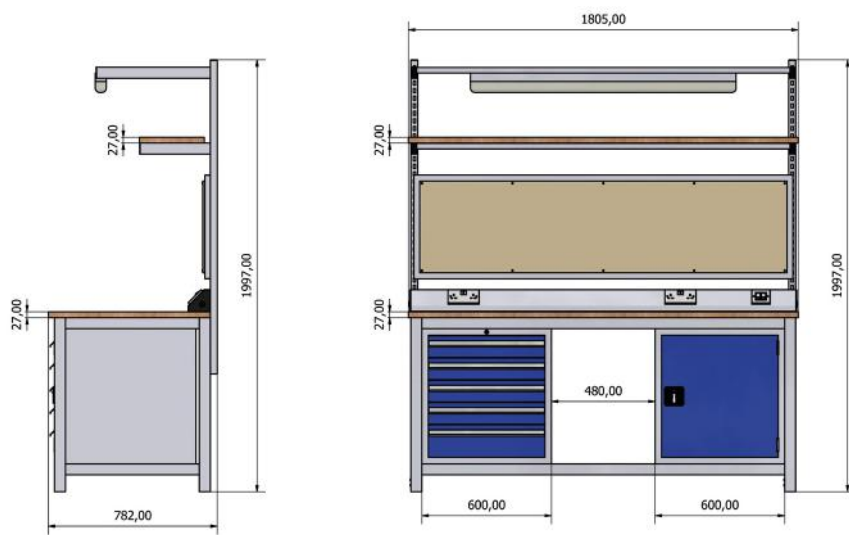

Euroslide cabinets shown in use at Eurotech Racings state-of-the-art workshop.

Over the course of many years QMP has worked closely with the trade to offer support with the design and installation of workshop projects. QMP can offer a full design service which includes site visits from our sales reps and production team, planning and measurement of workshop areas and production of CAD drawings and rendered images.

## Do You Require Assistance With A Workshop Fit Out?

You can discuss your project requirements and arrange a site visit by speaking to a member of our sales team on:

**01384 899800** or e-mail [sales@qmp.uk.com](mailto:sales@qmp.uk.com)



Examples of rendered drawings and CAD drawings produced by our in-house design team.



# CUPBOARDS

- 100** Hazardous Substance Cupboards
- 102** CoSHH Cupboards
- 104** Acid/Alkali Cupboards
- 105** Pesticide & Agrochemical Cupboards
- 106** Pesticide & Agrochemical Security Cupboards
- 106** Acid/Alkali Security Cupboards
- 107** Hazardous Security Cupboards
- 107** CoSHH Security Cupboards
- 108** Petroleum & Flammable Liquid Cupboards
- 109** Flammable Liquid Cupboards
- 110** Vision Door Cupboards
- 111** Perforated Cupboards
- 112** Modular Cupboards
- 113** Workplace Cupboards
- 114** Clothing & Utility Cupboards
- 115** Container Storage Cupboards
- 116** Perforated Tool Cupboards
- 117** First Aid Cupboards
- 118** PPE Cupboards
- 119** Security Cupboards
- 120** Stainless Steel Cupboards



Workbenches

Euroslide

Cupboards

Lockers

Workstations

Cycle Parking

Smoking Shelters

Trucks & Trolleys

Canteen Furniture

Pallets

Barriers



**£222.97** FROM

**BEST SELLER**

**5 DAY DELIVERY**

**FIRE GUARD**  
TESTED & CERTIFIED  
**EN 13501-1**

It is vital that employers and employees comply with the control of hazardous substances in all working environments. This range of cupboards and cabinets enables the separate storage and transportation of hazardous substances as demanded by the CoSHH regulations.

- "No snag" handles with 2-point locking.
  - Adjustable spill-retaining galvanised shelves for superior spill management\*.
  - Integral liquid-tight sump encourages the correct handling of spills through the use of absorbents\*.
  - Wall cupboards are pre-drilled for mounting (fixings not included).
  - Floor chests have a welded integrated sump, angled lid to discourage article placement and a hasp and staple lock - padlock not supplied.
  - New regulation labels enclosed to be fitted by customer to suit regulations.
  - Stands raise cupboards by 543mm with an adjustable foot for uneven surfaces.
  - Powder coated with Germ Guard Active Technology Anti-Bacterial Paint.
  - Reaction to Fire Classification EN 13501-1.
  - Cupboard shelves have a UDL of 50kg.
  - Order quantities may apply, please speak to the sales team.
- \*Except wall mounted cupboards.



## Floor Cupboards



CZ909046ZYXX



CZ703530ZYXX



CZ189046ZYXX

### Floor Cupboards - Dimensions/Codes

Size H.W.D.	Galvanised Shelves	Code	Price	Extra Shelves	Code	Price
1800.1200.460	3	<b>CZ181246ZYXX</b>	<b>£590.46</b>	W.1200 x D.460	<b>CUPDHLF1246</b>	<b>£61.46</b>
1800.900.460	3	<b>CZ189046ZYXX</b>	<b>£501.00</b>	W.900 x D.460	<b>CUPDHLF9046</b>	<b>£53.08</b>
1200.900.460	2	<b>CZ129046ZYXX</b>	<b>£425.30</b>	W.900 x D.460	<b>CUPDHLF9046</b>	<b>£53.08</b>
900.900.460	1	<b>CZ909046ZYXX</b>	<b>£337.21</b>	W.900 x D.460	<b>CUPDHLF9046</b>	<b>£53.08</b>
900.460.460	1	<b>CZ904646ZYXX</b>	<b>£262.89</b>	W.460 x D.460	<b>CUPDHLF4646</b>	<b>£40.50</b>
700.900.460	1	<b>CZ709046ZYXX</b>	<b>£308.31</b>	W.900 x D.460	<b>CUPDHLF9046</b>	<b>£53.08</b>
700.350.300	1	<b>CZ703530ZYXX</b>	<b>£222.97</b>	W.350 x D.300	<b>CUPDHLF3530</b>	<b>£33.52</b>

## Mobile Cupboards



### Mobile Cupboards - Dimensions/Codes

Size H.W.D.	Shelves	Code	Price
1040.900.460	1	<b>CZ109046MYXX</b>	<b>£535.41</b>
840.900.460	1	<b>CZ849046MYXX</b>	<b>£491.37</b>

## Floor Chests



### Floor Chests - Dimensions/Codes

Size H.W.D.	Code	Price
610.1170.460	CZ611146ZYXX	<b>£569.82</b>
510.610.340	CZ516134ZYXX	<b>£363.36</b>

## Wall Cupboards



### Wall Cupboards - Dimensions/Codes

Size H.W.D.	Shelves	Code	Price
570.850.255	1	<b>CZ855725ZYXX</b>	<b>£291.79</b>

## Stands



### Stands - Dimensions/Codes

Size H.W.D.	Code	Price
543.900.460	<b>CZST9046ZYXX</b>	<b>£134.88</b>
543.460.460	<b>CZST4646ZYXX</b>	<b>£119.74</b>
543.350.300	<b>CZST3530ZYXX</b>	<b>£115.62</b>



- Workbenches
- Euroslide
- Cupboards**
- Lockers
- Workstations
- Cycle Parking
- Smoking Shelters
- Trucks & Trolleys
- Canteen Furniture
- Pallets
- Barriers

**£226.27** FROM

**FIRE GUARD**  
TESTED & CERTIFIED  
**EN 13501-1**

It is vital that employers and employees comply with the control of hazardous substances in all working environments. This range of cupboards and cabinets enables the separate storage and transportation of hazardous substances as demanded by the CoSHH regulations.

- “No snag” handles with 2-point locking.
  - Adjustable spill-retaining galvanised shelves for superior spill management\*.
  - New regulation labels enclosed to be fitted by customers to suit regulations.
  - Integral liquid-tight sump encourages the correct handling of spills through the use of absorbents\*.
  - Wall cupboards are pre-drilled for mounting (fixings not included).
  - Floor chests have a welded integrated sump, angled lid to discourage article placement and a hasp and staple lock - padlock not supplied.
  - Stands raise cupboards by 543mm with an adjustable foot for uneven surfaces.
  - Powder coated with Germ Guard Active Technology Anti-Bacterial Paint.
  - Reaction to Fire Classification EN 13501-1.
  - Cupboard shelves have a UDL of 50kg.
  - Order quantities may apply, please speak to the sales team.
- \*Except wall mounted cupboards.



## Floor Cupboards



CZ709046ZKXX



CZ703530ZKXX



CZ189046ZKXX

### Floor Cupboards - Dimensions/Codes

Size H.W.D.	Shelves	Galvanised Code	Price	Extra Shelves	Code	Price
1800.1200.460	3	CZ181246ZKXX	<b>£599.19</b>	W.1200 x D.460	CUPDSHLF1246	<b>£61.46</b>
1800.900.460	3	CZ189046ZKXX	<b>£508.40</b>	W.900 x D.460	CUPDSHLF9046	<b>£53.08</b>
1200.900.460	2	CZ129046ZKXX	<b>£431.59</b>	W.900 x D.460	CUPDSHLF9046	<b>£53.08</b>
900.900.460	1	CZ909046ZKXX	<b>£342.20</b>	W.900 x D.460	CUPDSHLF9046	<b>£53.08</b>
900.460.460	1	CZ904646ZKXX	<b>£266.77</b>	W.460 x D.460	CUPDSHLF4646	<b>£40.50</b>
700.900.460	1	CZ709046ZKXX	<b>£312.86</b>	W.900 x D.460	CUPDSHLF9046	<b>£53.08</b>
700.350.300	1	CZ703530ZKXX	<b>£226.27</b>	W.350 x D.300	CUPDSHLF3530	<b>£33.52</b>

## Mobile Cupboards



### Mobile Cupboards - Dimensions/Codes

Size H.W.D.	Shelves	Code	Price
1040.900.460	1	CZ109046MKXX	<b>£543.32</b>
840.900.460	1	CZ849046MKXX	<b>£498.63</b>

## Floor Chests



### Floor Chests - Dimensions/Codes

Size H.W.D.	Code	Price
610.1170.460	CZ611146ZKXX	<b>£578.24</b>
510.610.340	CZ516134ZKXX	<b>£368.73</b>

## Wall Cupboards



### Wall Cupboards - Dimensions/Codes

Size H.W.D.	Shelves	Code	Price
570.850.255	1	CZ855725ZKXX	<b>£296.10</b>

## Stands



### Stands - Dimensions/Codes

Size H.W.D.	Code	Price
543.900.460	CZST9046ZKXX	<b>£136.88</b>
543.460.460	CZST4646ZKXX	<b>£121.51</b>
543.350.300	CZST3530ZKXX	<b>£117.32</b>

**£245** FROM **.82**

**FIRE GUARD**  
TESTED & CERTIFIED  
**EN 13501-1**



Liquid Tight Sump Included

Use of caustic materials in the workplace can present many hazards, particularly if acids and alkalis are stored incorrectly or with other chemicals. These storage cabinets enable safe and identifiable storage in the workplace.

- “No snag” handles with 2-point locking.
- New regulation labels enclosed to be fitted by customer.
- Adjustable spill-retaining shelves for superior spill management\*.
- Integral liquid-tight sump encourages the correct handling of spills through the use of absorbents\*.

- Wall cupboards are pre-drilled for mounting (fixings not included).
  - Stands raise cupboards by 543mm with an adjustable foot for uneven surfaces.
  - Powder coated with white Germ Guard Active Technology Anti-Bacterial Paint.
  - Reaction to Fire Classification EN 13501-1.
  - It is not recommended to store acids and alkalis together in a single unit as corrosion may occur.
  - Cupboard shelves have a UDL of 50kg.
- \*Except wall mounted cupboards.

### Floor Cupboards - Dimensions/Codes

Size H.W.D.	Shelves	Code	Price
1800.1200.460	3	CA181246ZWXX	<b>£673.22</b>
1800.900.460	3	CA189046ZWXX	<b>£568.46</b>
1200.900.460	2	CA129046ZWXX	<b>£491.64</b>
900.900.460	1	CA909046ZWXX	<b>£375.72</b>
900.460.460	1	CA904646ZWXX	<b>£293.31</b>
700.900.460	1	CA709046ZWXX	<b>£344.99</b>
700.350.300	1	CA703530ZWXX	<b>£245.82</b>

### Extra Shelves - Dimensions/Codes

To Fit	Code	Price
W.1200 x D.460	CAES1246ZWXX	<b>£92.18</b>
W.900 x D.460	CAES9046ZWXX	<b>£79.61</b>
W.460 x D.460	CAES4646ZWXX	<b>£61.46</b>
W.350 x D.300	CAES3530ZWXX	<b>£48.89</b>

### Wall Cupboards - Dimensions/Codes

Size H.W.D.	Shelves	Code	Price
570.850.255	1	CA855725ZWXX	<b>£326.83</b>

### Mobile Cupboards - Dimensions/Codes

Size H.W.D.	Shelves	Code	Price
1040.900.460	1	CA109046MWXX	<b>£555.89</b>
840.900.460	1	CA849046MWXX	<b>£525.17</b>

### Stands - Dimensions/Codes

Size H.W.D.	Code	Price
543.900.460	CAST9046ZWXX	<b>£141.07</b>
543.460.460	CAST4646ZWXX	<b>£128.50</b>
543.350.300	CAST3530ZWXX	<b>£118.72</b>





**£245.82** FROM



- Perforated doors for extra ventilation.
- "No snag" handles with 2-point locking.
- Adjustable spill-retaining shelves for superior spill management.
- New regulation labels enclosed to be fitted by customer to suit regulations.
- Integral liquid-tight sump encourages the correct handling of spills through the use of absorbents.
- Stands raise cupboards by 543mm with an adjustable foot for uneven surfaces.
- Powder coated with Germ Guard Active Technology Anti-Bacterial Paint.
- Reaction to Fire Classification EN 13501-1.
- Cupboard shelves have a UDL of 50kg.



Stand with adjustable foot for uneven surfaces.

### Floor Cupboards - Dimensions/Codes

Size H.W.D.	Shelves	Code	Price
1800.1200.460	3	CP181246ZRXX	<b>£673.22</b>
1800.900.460	3	CP189046ZRXX	<b>£568.46</b>
1200.900.460	2	CP129046ZRXX	<b>£491.64</b>
900.900.460	1	CP909046ZRXX	<b>£375.72</b>
900.460.460	1	CP904646ZRXX	<b>£293.31</b>
700.900.460	1	CP709046ZRXX	<b>£344.99</b>
700.350.300	1	CP703530ZRXX	<b>£245.82</b>

### Mobile Cupboards - Dimensions/Codes

Size H.W.D.	Shelves	Code	Price
1040.900.460	1	CP109046MRXX	<b>£588.02</b>
840.900.460	1	CP849046MRXX	<b>£558.69</b>

### Extra Shelves - Dimensions/Codes

To Fit	Code	Price
W.900 x D.460	CUPDShLF9046	<b>£53.08</b>
W.1200 x D.460	CUPDShLF1246	<b>£61.46</b>
W.460 x D.460	CUPDShLF4646	<b>£40.50</b>
W.350 x D.300	CUPDShLF3530	<b>£33.52</b>

### Stands - Dimensions/Codes

Size H.W.D.	Code	Price
543.900.460	CPST9046ZRXX	<b>£141.07</b>
543.460.460	CPST4646ZRXX	<b>£124.31</b>
543.350.300	CPST3530ZRXX	<b>£121.51</b>

Workbenches

Euroslide

Cupboards

Lockers

Workstations

Cycle Parking

Smoking Shelters

Trucks & Trolleys

Canteen Furniture

Pallets

Barriers



**£822.67** FROM



This range of Pesticide & Agrochemical Cupboards enables the secure storage of hazardous substances as demanded by the CoSHH regulations. Powder coated in high-visibility red with perforated ventilation in each door panel.

- Welded all-steel structure for extra strength.
- Seven-lever safe lock for high security.
- Full-length heavy-duty hinges with concealed fixings to prevent forced entry.
- Adjustable spill-retaining galvanised shelves for superior spill management.
- New regulation labels enclosed to be fitted by customer to suit regulations.
- Made from 1.5mm steel.
- Integral liquid-tight sump encourages the correct handling of spills through the use of absorbents.
- Reaction to Fire Classification EN 13501-1.
- Cupboard shelves have a UDL of 140kg.

### Pesticide & Agrochemical Security Cupboards - Dimensions/Codes

Size H.W.D.	Shelves	Code	Price
1800.1200.460	3	CSP181246ZRX	<b>£2,156.53</b>
1800.900.460	3	CSP189046ZRX	<b>£1,764.05</b>
1200.1200.460	2	CSP121246ZRX	<b>£1,751.48</b>
1200.900.460	2	CSP129046ZRX	<b>£1,146.70</b>
900.460.460	1	CSP904646ZRX	<b>£822.67</b>

### Extra Shelves - Dimensions/Codes

To Fit	Code	Price
W.1200 x D.460	CSES1246ZRXX	<b>£103.36</b>
W.900 x D.460	CSES9046ZRXX	<b>£74.03</b>
W.460 x D.460	CSES4646ZRXX	<b>£47.49</b>

## Acid/Alkali Security Cupboards

Use of caustic materials in the workplace can present many hazards, particularly if acids and alkalis are stored incorrectly or with other chemicals. These storage cabinets enable secure and identifiable storage in the workplace.

- Welded all-steel structure for extra strength.
- Seven-lever safe lock for high security.
- Full-length heavy-duty hinges with concealed fixings to prevent forced entry.
- Adjustable spill-retaining galvanised shelves for superior spill management.
- New regulation labels enclosed to be fitted by customer.
- Made from 1.5mm steel.
- Integral liquid-tight sump encourages the correct handling of spills through the use of absorbents.
- Reaction to Fire Classification EN 13501-1.
- It is not recommended to store acids and alkalis together in a single unit as corrosion may occur.
- Cupboard shelves have a UDL of 140kg.

### Acid/Alkali Security Cupboards - Dimensions/Codes

Size H.W.D.	Shelves	Code	Price
1800.1200.460	3	CSA181246ZWX	<b>£2,156.53</b>
1800.900.460	3	CSA189046ZWX	<b>£1,764.05</b>
1200.1200.460	2	CSA121246ZWX	<b>£1,751.48</b>
1200.900.460	2	CSA129046ZWX	<b>£1,146.70</b>
900.460.460	1	CSA904646ZWX	<b>£822.67</b>



**£822.67** FROM

### Extra Shelves - Dimensions/Codes

To Fit	Code	Price
W.1200 x D.460	CSES1246ZWXX	<b>£103.36</b>
W.900 x D.460	CSES9046ZWXX	<b>£74.03</b>
W.460 x D.460	CSES4646ZWXX	<b>£47.49</b>

It is vital that employers and employees comply with the control of hazardous substances in all working environments. This range of cupboards and cabinets enables the separate storage of hazardous substances as demanded by the CoSHH regulations. They are constructed from welded 1.5mm steel for strength, combined with a superior anti-pick locking mechanism, to ensure security.

- Welded all-steel structure for extra strength.
- Seven-lever safe lock for high security.
- New regulation labels enclosed to be fitted by customer to suit regulations.
- Full-length heavy-duty hinges with concealed fixings to prevent forced entry.
- Adjustable spill-retaining galvanised shelves for superior spill management.
- Integral liquid-tight sump encourages the correct handling of spills through the use of absorbents.
- Reaction to Fire Classification EN 13501-1.
- Cupboard shelves have a UDL of 140kg.

## Hazardous Substance Security Cupboards - Dimensions/Codes

Size H.W.D.	Shelves	Code	Price
1800.1200.460	3	CSH181246ZYX	<b>£2,125.80</b>
1800.900.460	3	CSH189046ZYX	<b>£1,738.91</b>
1200.1200.460	2	CSH121246ZYX	<b>£1,726.34</b>
1200.900.460	2	CSH129046ZYX	<b>£1,129.94</b>
900.460.460	1	CSH904646ZYX	<b>£811.49</b>



**£811.49** FROM



## Extra Shelves - Dimensions/Codes

To Fit	Code	Price
W.1200 x D.460	CSE51246ZYXX	<b>£103.36</b>
W.900 x D.460	CSE59046ZYXX	<b>£74.03</b>
W.460 x D.460	CSE54646ZYXX	<b>£47.49</b>

## CoSHH Security Cupboards

This range of cupboards and cabinets enables the secure storage of hazardous substances as demanded by the CoSHH regulations.

- Welded all-steel structure for extra strength.
- Seven-lever safe lock for high security.
- Full-length heavy-duty hinges with concealed fixings to prevent forced entry.
- New regulation labels enclosed to be fitted by the customer to suit regulations.
- Adjustable spill-retaining galvanised shelves for superior spill management.
- Made from 1.5mm powder-coated mild steel.
- Integral liquid-tight sump encourages the correct handling of spills through the use of absorbents.
- Reaction to Fire Classification EN 13501-1.
- Cupboard shelves have a UDL of 140kg.

## Extra Shelves - Dimensions/Codes

To Fit	Code	Price
W.1200 x D.460	CSE51246ZKXX	<b>£103.36</b>
W.900 x D.460	CSE59046ZKXX	<b>£74.03</b>
W.460 x D.460	CSE54646ZKXX	<b>£47.49</b>



**£811.49** FROM



## CoSHH Security Cupboards - Dimensions/Codes

Size H.W.D.	Shelves	Code	Price
1800.900.460	3	CSC189046ZKX	<b>£1,738.91</b>
1800.1200.460	3	CSC181246ZKX	<b>£2,125.80</b>
1200.1200.460	2	CSC121246ZKX	<b>£1,726.34</b>
1200.900.460	2	CSC129046ZKX	<b>£1,129.94</b>
900.460.460	1	CSC904646ZKX	<b>£811.49</b>



- Workbenches
- Euroslide
- Cupboards
- Lockers
- Workstations
- Cycle Parking
- Smoking Shelters
- Trucks & Trolleys
- Canteen Furniture
- Pallets
- Barriers

**£405.05** FROM



If stored incorrectly, flammable liquids, pesticides and agrochemicals can leak or spill causing damage and pollution. These cupboards promote safe storage, handling and disposal practice.

- High-security 7-lever lock with full-height door hinges.
- Liquid-tight integral sumps with plug for easy drainage.
- Fully adjustable, spill-retaining galvanised shelves.
- Supplied with stand to raise cupboards by 543mm.
- New regulation labels enclosed to be fitted by customer to suit regulations.
- Floor chests have a welded integrated sump, angled lid to discourage article placement and a hasp and staple lock - padlock not supplied.
- Powder coated with red Germ Guard Active Technology anti-bacterial paint.
- Cupboard shelves have a UDL of 140kg.

Floor Cupboards - Dimensions/Codes			
Size H.W.D.	Shelves	Code	Price
1200.1200.610	2	CT121261ZHXX	<b>£1,638.35</b>
1200.900.610	2	CT129061ZHXX	<b>£1,456.77</b>

Extra Shelves - Dimensions/Codes			
To Fit	Code	Price	
W.1200 x D.610	CTES1260ZHXX	<b>£110.34</b>	
W.900 x D.610	CTES9060ZHXX	<b>£83.80</b>	

Floor Chests - Dimensions/Codes			
Size H.W.D.	Code	Price	
610.1170.460	CT611146ZHXX	<b>£636.90</b>	
510.610.340	CT516134ZHXX	<b>£405.05</b>	

Stands - Dimensions/Codes			
Size H.W.D.	Code	Price	
543.1200.610	CTST12612RXX	<b>£177.38</b>	
543.900.610	CTST90612RXX	<b>£157.83</b>	



**£237** FROM **.44**



Stand with adjustable foot for uneven surfaces.

- "No Snag" handles with 2-point locking.
- Adjustable spill-retaining shelves for superior spill management.
- Integral liquid-tight sump encourages the correct handling of spills through the use of absorbents.
- New regulation labels enclosed to be fitted by customer to suit regulations.
- Stands raise cupboards by 543mm with an adjustable foot for uneven surfaces.
- Floor chests have a welded integrated sump and angled lid to discourage article placement and a hasp and staple lock - Padlock not supplied.

- Powder coated with Germ Guard Active Technology anti-bacterial paint.
- Reaction to Fire Classification EN 13501-1.
- Cupboard shelves have a UDL of 50kg.

### Floor Cupboards - Dimensions/Codes

Size H.W.D.	Shelves	Code	Price
1800.1200.460	3	CFL181246ZRX	<b>£664.84</b>
1800.900.460	3	CFL189046ZRX	<b>£560.08</b>
1200.900.460	2	CFL129046ZRX	<b>£483.26</b>
900.900.460	1	CFL909046ZRX	<b>£367.34</b>
900.460.460	1	CFL904646ZRX	<b>£283.53</b>
700.900.460	1	CFL709046ZRX	<b>£336.61</b>
700.350.300	1	CFL703530ZRX	<b>£237.44</b>

### Extra Shelves - Dimensions/Codes

To Fit	Code	Price
W.1200 x D.460	CUPDSHLF1246	<b>£61.46</b>
W.900 x D.460	CUPDSHLF9046	<b>£53.08</b>
W.460 x D.460	CUPDSHLF4646	<b>£40.50</b>
W.350 x D.300	CUPDSHLF3530	<b>£33.52</b>

### Floor Chests - Dimensions/Codes

Size H.W.D.	Code	Price
610.1170.460	CFL611460ZRX	<b>£636.90</b>
510.610.340	CFL516134ZRX	<b>£405.05</b>

### Mobile Cupboards - Dimensions/Codes

Size H.W.D.	Shelves	Code	Price
1040.900.460	1	CFL109046MRX	<b>£588.02</b>
840.900.460	1	CFL849046MRX	<b>£558.69</b>

### Stands - Dimensions/Codes

Size H.W.D.	Code	Price
543.900.460	CFLST9046ZRX	<b>£141.07</b>
543.460.460	CFLST4646ZRX	<b>£124.31</b>
543.350.300	CFLST3530ZRX	<b>£124.31</b>

- Workbenches
- Euroslide
- Cupboards**
- Lockers
- Workstations
- Cycle Parking
- Smoking Shelters
- Trucks & Trolleys
- Canteen Furniture
- Pallets
- Barriers

**£347** FROM **.78**



These cupboards and cabinets bring a combination of storage, mobility, security and a touch of style to the workplace. The perspex doors allow managers and supervisors to be able to see the contents of cupboards whilst the cupboard is locked.

- Flush "No Snag" handles with 2-point locking.
- Mobile and static options available.
- Strengthened doors.
- Extra adjustable shelves available.
- Secure locking mechanism for extra security.
- Powder coated with Germ Guard Active Technology anti-bacterial paint.
- Cupboard shelves have a UDL of 50kg.



Wall Mounted Cupboard Unit

## Colour Options

Please add corresponding letters to the end of the code



### Vision Door Cupboards - Dimensions/Codes

Size H.W.D.	Shelves	Code	Price	Extra Shelf	Price
1800.1200.460	3	CV181246Z	<b>£983.29</b>	CUPDSHLF1246	<b>£61.46</b>
1800.900.460	3	CV189046Z	<b>£863.17</b>	CUPDSHLF9046	<b>£53.08</b>
1200.900.460	2	CV129046Z	<b>£713.72</b>	CUPDSHLF9046	<b>£53.08</b>
900.900.460	2	CV909046Z	<b>£618.75</b>	CUPDSHLF9046	<b>£53.08</b>
900.460.460	1	CV904646Z	<b>£403.65</b>	CUPDSHLF4646	<b>£40.50</b>
700.900.460	2	CV709046Z	<b>£532.15</b>	CUPDSHLF9046	<b>£53.08</b>
700.350.300	2	CV703530Z	<b>£347.78</b>	CUPDSHLF3530	<b>£33.52</b>
570.850.255 (Wall Mounted)	1	CV578525Z	<b>£431.59</b>	N.A.	<b>N.A.</b>



**£395** FROM



### Mobile Perforated Cupboards - Dimensions/Codes

Size H.W.D.	Shelves	Code	Price	Extra Shelf	Price
1040.900.460	2	C6109046M	<b>£634.11</b>	CUPDShLF9046	<b>£53.08</b>
1040.900.610	2	C6109061M	<b>£791.94</b>	CUPDShLF9060	<b>£47.49</b>

These cupboards and cabinets bring a combination of storage, mobility, security and a touch of style to the workplace. The perforated doors allow managers and supervisors to be able to see the contents of cupboards whilst the cupboard is locked.

- Perforated, reinforced doors for visual security.
- Flush "No Snag" handles.
- Mobile and static options.
- Adjustable shelves.
- Secure locks.
- Reaction to Fire Classification EN 13501-1.
- Powder coated with Germ Guard Active Technology anti-bacterial paint.
- Cupboard shelves have a UDL of 50kg.

### Colour Options

Please add corresponding letters to the end of the code



### Perforated Cupboards - Dimensions/Codes

Size H.W.D.	Shelves	Code	Price	Extra Shelf	Price
1800.1200.610	3	C6181261P	<b>£865.96</b>	CUPDShLF1260	<b>£69.84</b>
1800.900.610	3	C6189061P	<b>£736.07</b>	CUPDShLF9060	<b>£47.49</b>
1800.1200.460	3	C6181246P	<b>£731.88</b>	CUPDShLF1246	<b>£61.46</b>
1800.900.460	3	C6189046P	<b>£551.70</b>	CUPDShLF9046	<b>£53.08</b>
1800.600.460	3	C6186046P	<b>£523.77</b>	CUPDShLF6046	<b>£30.73</b>
900.900.610	2	C6909061P	<b>£529.36</b>	CUPDShLF9060	<b>£47.49</b>
1200.900.460	2	C6129046P	<b>£527.96</b>	CUPDShLF9046	<b>£53.08</b>
900.900.460	2	C6909046P	<b>£441.36</b>	CUPDShLF9046	<b>£53.08</b>
900.460.460	1	C6904646P	<b>£395.27</b>	CUPDShLF4646	<b>£40.50</b>



**£764.00** FROM


**FIRE GUARD**  
TESTED & CERTIFIED  
**EN 13501-1**

An adaptable and versatile all-steel system of units designed to meet the demands of the workplace. Enabling you to utilise the free space above the cupboard, providing a safe and secure workplace facility and a layout that promotes good 'housekeeping' practices. A weld and rivet construction provides all-round robustness.

- "No Snag" handles with 2-point locking.
- Adjustable powder-coated shelves.
- Wall cupboards are pre-drilled for mounting - fixings not supplied.
- Powder coated with Germ Guard Active Technology anti-bacterial paint.
- Top unit does not include shelf.
- Reaction to Fire Classification EN 13501-1.
- Cupboard shelves have a UDL of 50kg.

## Colour Options

Please add corresponding letters to the end of the code



### Modular Cupboards - Dimensions/Codes

Unit 1 Size H.W.D.	Shelves	Code	Price	Extra Shelf	Price
2300.1200.610	3	CM1812602	<b>£1,339.45</b>	CUPDSHLF1260	<b>£69.84</b>
2300.900.610	3	CM1890602	<b>£1,016.81</b>	CUPDSHLF9060	<b>£47.49</b>
2300.1200.460	3	CM1812462	<b>£1,012.62</b>	CUPDSHLF1246	<b>£61.46</b>
2300.900.460	3	CM1890462	<b>£764.00</b>	CUPDSHLF9046	<b>£53.08</b>



**5 DAY DELIVERY**

**BEST SELLER**

**FIRE GUARD**  
TESTED & CERTIFIED  
**EN 13501-1**



These general workplace cupboards and cabinets bring a combination of storage, mobility and security to the workplace. A weld and rivet construction provides all-round robustness.

- “No Snag” handles with 2-point locking.
- Strengthened Doors.
- Adjustable powder-coated shelves.
- Wall cupboards are pre-drilled for mounting - fixings not supplied.
- Powder coated with Germ Guard Active Technology anti-bacterial paint.
- Interior shelves supplied galvanised.
- 5-Day Delivery only applies to Light Grey and Dark Blue doors.
- Reaction to Fire Classification EN 13501-1.
- Cupboard shelves have a UDL of 50kg.
- Order quantities may apply, please speak to the sales team.

## Colour Options

Please add corresponding letters to the end of the code



### Workplace Cupboards - Dimensions/Codes

Size H.W.D.	Shelves	Code	Price	Extra Shelf	Price
1800.600.460	3	CG186046Z	£449.74	CUPDSHLF6046	£30.73
1800.900.460	3	<b>CG189046Z</b>	<b>£497.23</b>	<b>CUPDSHLF9046</b>	<b>£53.08</b>
1800.1200.460	3	CG181246Z	£657.85	CUPDSHLF1246	£61.46
1800.900.610	3	CG189061Z	£663.44	CUPDSHLF9060	£47.49
1800.1200.610	3	CG181261Z	£791.94	CUPDSHLF1260	£69.84
1200.900.460	2	CG129046Z	£453.93	CUPDSHLF9046	£53.08
900.900.460	2	<b>CG909046Z</b>	<b>£367.34</b>	<b>CUPDSHLF9046</b>	<b>£53.08</b>
900.900.610	2	CG909061Z	£455.33	CUPDSHLF9060	£47.49
900.460.460	1	CG904646Z	£293.31	CUPDSHLF4646	£40.50

### Mobile Workplace Cupboards - Dimensions/Codes

Size H.W.D.	Shelves	Code	Price	Extra Shelf	Price
1040.900.460	2	CG109046M	£530.75	CUPDSHLF9046	£53.08
1040.900.610	2	CG109061M	£744.45	CUPDSHLF9060	£47.49

**All RED product codes are available on 5-Day Delivery**

### Wall Cupboards - Dimensions/Codes

Size H.W.D.	Shelves	Code	Price	Extra Shelf	Price
570.850.255	1	CG855725Z	£277.95	N.A.	N.A.



- Workbenches
- Euroslide
- Cupboards**
- Lockers
- Workstations
- Cycle Parking
- Smoking Shelters
- Trucks & Trolleys
- Canteen Furniture
- Pallets
- Barriers



**£507.01** FROM



**£564.27** FROM



## Clothing Cupboards


- "No Snag" handles with 2-point locking.
- Strengthened doors.
- Top shelf and hanging garment rail.
- Powder coated with Germ Guard Active Technology anti-bacterial paint.
- Reaction to Fire Classification EN 13501-1.
- Cupboard shelves have a UDL of 50kg.

## Utility Cupboards

- "No Snag" handles with 2-point locking.
- Strengthened doors.
- Powder coated with Germ Guard Active Technology anti-bacterial paint.
- Central divider with removable rail on one side and 3 adjustable shelves on the other.
- Reaction to Fire Classification EN 13501-1.
- Cupboard shelves have a UDL of 50kg.

## Colour Options

Please add corresponding letters to the end of the code



### Clothing Cupboards - Dimensions/Codes

Size H.W.D.	Shelves	Code	Price
1800.1200.460	1	CC181246Z	<b>£673.22</b>
1800.900.460	1	CC189046Z	<b>£539.13</b>
1800.600.460	1	CC186046Z	<b>£507.01</b>

### Utility Cupboards - Dimensions/Codes


Size H.W.D.	Shelves	Code	Price
1800.1200.460	3	CU181246Z	<b>£744.45</b>
1800.900.460	3	CU189046Z	<b>£564.27</b>

### Extra Shelves - Dimensions/Codes

To Fit	Code	Price
W.1200 x D.460	CCES1246ZLXX	<b>£54.47</b>
W.900 x D.460	CCES9046ZLXX	<b>£41.90</b>
W.600 x D.460	CCES6046ZLXX	<b>£34.92</b>

### Extra Shelves - Dimensions/Codes

To Fit	Code	Price
W.1200 x D.460	CUES1246ZLXX	<b>£34.92</b>
W.900 x D.460	CUES9046ZLXX	<b>£32.12</b>



**£845.01** FROM

These Container Storage Cupboards can be used for a multitude of storage options. Louvre panels on the doors and carcass enables the user to conveniently store containers close to hand. A weld and rivet construction provides all-round robustness.

- Reinforced doors.
- "No Snag" handles with 2-point locking.
- 1800mm high, 900mm wide, 460mm deep.
- For our full Plastic Open Fronted Container range, please refer to page 50.
- Reaction to Fire Classification EN 13501-1.
- Extra shelves available - Please speak to our sales team.
- 50kg UDL capacity galvanised shelves.



**Without Door - 1800.900.460**

Option 1A	Code	Price	Option 1B	Code	Price	Option 1C	Code	Price	Option 1D	Code	Price
36 x size 4 8 shelves	CY189046836X	<b>£1,047.54</b>	28 x size 4 4 x size 6 8 shelves	CY189046832X	<b>£1,065.69</b>	24 x size 4 6 x size 6 6 shelves	CY189046630X	<b>£1,007.03</b>	8 x size 4 12 x size 6 7 shelves	CY189046720X	<b>£1,043.35</b>



**With Door - 1800.900.460**

Option 2A	Code	Price	Option 2B	Code	Price	Option 2C	Code	Price	Option 2D	Code	Price
Build Your Own	CYD189046BBX	<b>£845.01</b>	10 x size 3 8 x size 5 41 x size 2 4 shelves	CYD189046461	<b>£1,251.46</b>	16 x size 4 41 x size 2 4 shelves	CYD189046457	<b>£1,245.87</b>	10 x size 6 41 x size 2 1 shelf	CYD189046151	<b>£1,217.94</b>

- Workbenches
- Euroslide
- Cupboards**
- Lockers
- Workstations
- Cycle Parking
- Smoking Shelters
- Trucks & Trolleys
- Canteen Furniture
- Pallets
- Barriers



CPF578225Z

**£466.50** FROM



CPF189046Z



Perforated Tool Cupboards are the ideal storage solution for tools and equipment in your workshop. This high-quality cupboard comes fitted with internal perforated panels which can be used in conjunction with our clip kits to hang tooling and equipment. A secure 2-point locking mechanism ensures that the cupboard contents are kept secure when not in use.

- “No Snag” handles with 2-point locking.
- Comes with 1 shelf as standard.
- Additional shelves can be ordered, please speak to our sales team.
- Designed for use with our Clip Kits, please see page 96.
- Reaction to Fire Classification EN 13501-1.
- Cupboard shelves have a 50kg UDL capacity.

### Perforated Tool Cupboards - Dimensions/Codes

Description	Size H.W.D.	Code	Price
Perforated Door Panels & Back Panel	1800.900.460	CPF189046Z	<b>£835.24</b>
Wall Mounted	570.850.255	CPF578225Z	<b>£466.50</b>

### Clip Kits

Description	Code	Price
Clip Mix 53	RTCLIPMIX53X	<b>£152.24</b>
Clip Mix 84	RTCLIPMIX84X	<b>£240.24</b>

### Colour Options

Please add corresponding letters to the end of the code







**£240** FROM **.24**

**FIRE GUARD**  
TESTED & CERTIFIED  
**EN 13501-1**

Our First Aid Cupboards are manufactured from high-quality steel with instantly recognisable identification symbols and a clean white powder-coated finish. They are designed to meet a wide range of first aid requirements.

- “No Snag” handles with 2-point locking.
- Adjustable spill-retaining galvanised shelves for superior spill management\*.
- Integral liquid-tight sump encourages the correct handling of spills through the use of absorbents\*.

- Wall cupboards are pre-drilled for mounting (fixings not included).
- Stands raise cupboards by 543mm with an adjustable foot for uneven surfaces.
- Powder coated with white Germ Guard Active Technology anti-bacterial paint.
- Supplied with first aid stickers.
- Reaction to Fire Classification EN 13501-1.
- Cupboard shelves have a UDL of 50kg.

\*Except wall mounted cupboards

### Floor Cupboards - Dimensions/Codes

Size H.W.D.	Shelves	Code	Price
1800.1200.460	3	CF181246ZWXX	<b>£635.51</b>
1800.900.460	3	CF189046ZWXX	<b>£555.89</b>
900.900.460	1	CF909046ZWXX	<b>£367.34</b>
900.460.460	1	CF904646ZWXX	<b>£286.33</b>
700.900.460	1	CF709046ZWXX	<b>£336.61</b>
700.350.300	1	CF703530ZWXX	<b>£240.24</b>

### Extra Shelves - Dimensions/Codes

To Fit	Code	Price
W.900 x D.460	CUPDHLF9046	<b>£53.08</b>
W.460 x D.460	CUPDHLF4646	<b>£40.50</b>
W.350 x D.300	CUPDHLF3530	<b>£33.52</b>

### Mobile Cupboards - Dimensions/Codes

Size H.W.D.	Shelves	Code	Price
1040.900.460	1	CF109046ZWXX	<b>£553.10</b>
840.900.460	1	CF849046MWXX	<b>£546.12</b>

### Wall Cupboards - Dimensions/Codes

Size H.W.D.	Shelves	Code	Price
570.850.255	1	CF855725MWXX	<b>£318.45</b>

### Stands - Dimensions/Codes

Size H.W.D.	Code	Price
543.900.460	CFST9046ZWXX	<b>£169.00</b>
543.460.460	CFST4646ZWXX	<b>£145.26</b>
543.350.300	CFST3530ZWXX	<b>£139.67</b>

- Workbenches
- Euroslide
- Cupboards
- Lockers
- Workstations
- Cycle Parking
- Smoking Shelters
- Trucks & Trolleys
- Canteen Furniture
- Pallets
- Barriers

**£283.53** FROM



Our Personal Protective Equipment Cupboards enable the safe and separate storage of protective equipment and clothing in the workplace.

- "No Snag" handles with 2-point locking.
- All-steel structure with strengthened doors.
- Adjustable powder-coated shelves.
- PPE Clothing Cupboard comes with adjustable hanging garment rail.
- Powder coated Dark Blue Germ Guard Active Technology anti-bacterial paint.
- Supplied with PPE labels.
- Reaction to Fire Classification EN 13501-1
- Cupboard shelves have a UDL of 50kg.



CR1890464BXX



CR1890461BXX

PPE Cupboards - Dimensions/Codes			
Size H.W.D.	Shelves	Code	Price
1800.1200.460	3	CB1812463BXX	<b>£657.85</b>
1800.900.460	3	CB1890463BXX	<b>£497.23</b>
900.900.460	1	CB9090462BXX	<b>£367.34</b>
900.460.460	1	CB9046461BXX	<b>£283.53</b>

Extra Shelves - Dimensions/Codes		
To Fit	Code	Price
W.900 x D.460	CUPDSHLF9046	<b>£53.08</b>
W.1200 x D.460	CUPDSHLF1246	<b>£61.46</b>

PPE Clothing Cupboards - Dimensions/Codes			
Size H.W.D.	Shelves	Code	Price
1800.1200.460	4	CR1812464BXX	<b>£807.30</b>
1800.900.460	4	CR1890464BXX	<b>£541.93</b>
1800.1200.460	1	CR1812461BXX	<b>£670.42</b>
1800.900.460	1	CR1890461BXX	<b>£501.42</b>
1800.600.460	1	CR1860461BXX	<b>£459.52</b>

Extra Shelves - Dimensions/Codes		
To Fit	Code	Price
W.1200 x D.460	CCES1246ZLXX	<b>£54.47</b>
W.600 x D.460	CCES6046ZLXX	<b>£34.92</b>
W.900 x D.460	CCES9046ZLXX	<b>£41.90</b>

**£783.56** FROM



**BEST SELLER**



Our range of Security Cupboards provide an extra level of security for the storage of high-value equipment and materials. They are constructed from welded heavy-gauge steel for strength combined with superior anti-pick locking mechanism.

- Welded all-steel structure for extra strength.
- Seven-lever safe lock for high security.
- Full-length heavy-duty hinges with concealed fixings to prevent forced entry.
- Adjustable powder-coated shelves.
- Powder coated with Germ Guard Active Technology anti-bacterial paint.
- Made from 1.5mm powder coated mild steel.
- Reaction to Fire Classification EN 13501-1.
- Cupboard shelves have a UDL of 140kg.

## Colour Options

Please add corresponding letters to the end of the code



### Security Cupboards - Dimensions/Codes

Size H.W.D.	Shelves	Code	Price
1800.1200.460	3	CS181246Z	<b>£2,053.17</b>
1800.900.460	3	CS189046Z	<b>£1,680.25</b>
1200.1200.460	2	CS121246Z	<b>£1,667.68</b>
1200.900.460	2	CS129046Z	<b>£1,092.23</b>
900.460.460	1	CS904646Z	<b>£783.56</b>

### Extra Shelves - Dimensions/Codes

To Fit	Code	Price
W.1200 x D.460	CSES1246ZLXX	<b>£103.36</b>
W.900 x D.460	CSES9046ZLXX	<b>£74.03</b>
W.460 x D.460	CSES4646ZLXX	<b>£47.49</b>



- Workbenches
- Euroslide
- Cupboards**
- Lockers
- Workstations
- Cycle Parking
- Smoking Shelters
- Trucks & Trolleys
- Canteen Furniture
- Pallets
- Barriers

**£900** FROM **.88**



These Stainless Steel Cupboards are designed and manufactured for clean environment use. Excellent in food, pharmaceutical and medical operations. Especially effective in environments where damp and corrosion are factors to consider.

- "No Snag" handles with 2-point locking.
- Adjustable stainless steel shelves.
- Strengthened doors.
- Corrosion resistant carcass and shelves.
- Floor chests have a riveted structure with angled lid to discourage article placement and a hasp and staple lock - Padlock not supplied.



### Stainless Steel Cupboards - Dimensions/Codes

Size H.W.D.	Shelves	Code	Price
1800.1200.460	3	CL181246ZSXX	<b>£2,269.66</b>
1800.900.460	3	CL189046ZSXX	<b>£1,730.53</b>
1200.900.460	2	CL129046ZSXX	<b>£1,375.76</b>
900.900.460	1	CL909046ZSXX	<b>£1,136.93</b>
900.460.460	1	CL904646ZSXX	<b>£900.88</b>

### Extra Shelves - Dimensions/Codes

To Fit	Code	Price
W.1200 x D.460	CLES1246ZSXX	<b>£167.61</b>
W.900 x D.460	CLES9046ZSXX	<b>£148.05</b>
W.460 X D.460	CLES4646ZSXX	<b>£126.62</b>

### Floor Chests - Dimensions/Codes

Size H.W.D.	Code	Price
610.1170.460	CV611146ZSXX	<b>£1,592.26</b>
510.610.340	CV516134ZSXX	<b>£1,192.80</b>

# LOCKERS

- |                                     |  |
|-------------------------------------|--|
| <b>122</b> Standard Lockers         | <b>138</b> Flat Garment Lockers              |
| <b>123</b> Express Lockers          | <b>139</b> Z-Door Lockers                    |
| <b>124</b> School Lockers           | <b>140</b> Emergency Service Lockers         |
| <b>125</b> Cube Lockers             | <b>142</b> Multi-Compartment Lockers         |
| <b>126</b> Spectrum Lockers         | <b>143</b> Stainless Steel Lockers           |
| <b>127</b> Spectrum School Lockers  | <b>144</b> PPE Lockers                       |
| <b>128</b> Executive Lockers        | <b>145</b> Laptop & Tablet Storage Lockers   |
| <b>129</b> Timber Door Lockers      | <b>146</b> Laptop & Tablet Charging Lockers  |
| <b>130</b> Steel Splash Lockers     | <b>147</b> Laptop & Tablet Charging Trolleys |
| <b>131</b> Laminate Splash Lockers  | <b>148</b> Tool Charging Lockers             |
| <b>132</b> Laminate Door Lockers    | <b>150</b> Dual USB Tablet Charging Lockers  |
| <b>133</b> Perspex Door Lockers     | <b>151</b> Dual USB Phone Charging Lockers   |
| <b>134</b> Perforated Door Lockers  | <b>152</b> Post Box Lockers                  |
| <b>135</b> Padlock Lockers          | <b>153</b> Cloakroom Furniture               |
| <b>136</b> Secure Lockers           | <b>158</b> Lock Options                      |
| <b>137</b> Personal Effects Lockers | <b>159</b> Locker Accessories                |



Workbenches

Euroslide

Cupboards

Lockers

Workstations

Cycle Parking

Smoking Shelters

Trucks &amp; Trolleys

Canteen Furniture

Pallets

Barriers

- Workbenches
- Euroslide
- Cupboards
- Lockers**
- Workstations
- Cycle Parking
- Smoking Shelters
- Trucks & Trolleys
- Canteen Furniture
- Pallets
- Barriers



Interior Coat Hook



Door Ventilation



Door Stiffener



**£125.73** FROM

**BEST SELLER**

Quality compartment lockers suitable for a multitude of storage applications. Standard Lockers provide the flexibility of four sizes with six door options. The Standard Locker design means it's easily adapted in height, width and depth to suit your individual requirements. Choice of 300mm, 380mm and 450mm widths.

- 2, 3, 4, 5 and 6 door lockers fitted with galvanised security shelf to prevent unauthorised access to the compartment below.
- Fitted with standard mastered cam locks with 2,000 differs.
- Single-tier lockers fitted with top shelf and coat hook.
- Two-tier lockers fitted with coat hook in each compartment.
- Strengthened and ventilated doors with rubber buffers.
- Reaction to Fire Classification EN 13501-1.

### Colour Options

Please add corresponding letters to the end of the code



### Standard Lockers - Dimensions/Codes

Tiers	H.1800 W.300 D.300	Price	H.1800 W.300 D.450	Price	H.1800 W.380 D.380	Price	H.1800 W.450 D.450	Price
1	LS1830301	£125.73	LS1830451	£146.45	LS1838381	£151.98	LS1845451	£165.79
2	LS1830302	£154.74	LS1830452	£172.70	LS1838382	£168.56	LS1845452	£187.90
3	LS1830303	£174.08	LS1830453	£192.05	LS1838383	£182.37	LS1845453	£215.53
4	LS1830304	£179.61	LS1830454	£208.62	LS1838384	£207.24	LS1845454	£240.40
5	LS1830305	£200.33	LS1830455	£223.82	LS1838385	£232.11	LS1845455	£244.55
6	LS1830306	£221.06	LS1830456	£239.02	LS1838386	£241.78	LS1845456	£250.07





Our range of Express Lockers comprise of the same high-quality design as our Standard Lockers but are available on a 5-Day Delivery lead time. Express Lockers are kept in stock with a selection of four compartment options with a choice of either Light Grey or Dark Blue doors.

- Choice of 300mm and 450mm depths.
- 2, 4 and 6 door lockers fitted with galvanised security shelf to prevent any unauthorised access to the compartment below.
- Fitted with standard, mastered cam locks with 2,000 differs.
- Single-tier lockers fitted with top shelf and coat hook.
- Two-tier lockers fitted with coat hook in each compartment.
- Strengthened and ventilated doors with rubber buffers.
- Powder coated with Germ Guard Active Technology paint.
- Order quantities may apply, please speak to the sales.



**Express Lockers - H.1800 W.300 D.300**


Tiers	Code	Price
1	<b>LQ1830301</b>	<b>£125.73</b>
2	<b>LQ1830302</b>	<b>£154.74</b>
4	<b>LQ1830304</b>	<b>£179.61</b>
6	<b>LQ1830306</b>	<b>£221.06</b>

**Express Lockers - H.1800 W.300 D.450**

Tiers	Code	Price
1	<b>LQ1830451</b>	<b>£146.45</b>
2	<b>LQ1830452</b>	<b>£172.70</b>
4	<b>LQ1830454</b>	<b>£208.62</b>
6	<b>LQ1830456</b>	<b>£239.02</b>

**Colour Options**

Please add corresponding letters to the end of the code



Workbenches  
Euroslide  
Cupboards  
Lockers  
Workstations  
Cycle Parking  
Smoking Shelters  
Trucks & Trolleys  
Canteen Furniture  
Pallets  
Barriers



955mm High Locker



1235mm High Locker

High-quality School Lockers are ideal for use in Primary and Junior Schools. These lockers are available in a range of depths and tier options. School Lockers can be fitted with sloping tops and a multitude of lock options. Designed to withstand the general wear and tear of daily usage.

- Choice of 300mm, 380mm and 450mm depths.
- 2,3 and 4 door lockers fitted with galvanised security shelf

to prevent unauthorised access to the compartment below.

- Fitted with standard mastered cam locks with 2,000 differs.
- Single-tier lockers fitted with top shelf and coat hook.
- Two-tier lockers fitted with coat hook in each compartment.
- Strengthened and ventilated doors with rubber buffers.
- Powder coated with Germ Guard Active Technology paint.
- Minimum order quantity of 8 lockers.

## Colour Options

Please add corresponding letters to the end of the code



### School Lockers - Dimensions/Codes

Height	Tiers	W.300 D.300	Price	W.300 D.450	Price	W.380 D.380	Price
H.955	1	LD9030301	£120.96	LD9030451	£140.88	LD9038381	£145.15
	2	LD9030302	£149.42	LD9030452	£166.50	LD9038382	£160.81
	3	LD9030303	£166.50	LD9030453	£183.58	LD9038383	£175.04
H.1235	1	LD1130301	£123.81	LD1130451	£145.15	LD1138381	£149.42
	2	LD1130302	£152.27	LD1130452	£170.77	LD1138382	£165.08
	3	LD1130303	£170.77	LD1130453	£189.27	LD1138383	£180.73
	4	LD1130304	£177.88	LD1130454	£206.34	LD1138384	£203.50
H.1380	1	LD1330301	£133.77	LD1330451	£155.11	LD1338381	£160.81
	2	LD1330302	£163.65	LD1330452	£182.15	LD1338382	£177.88
	3	LD1330303	£183.58	LD1330453	£202.08	LD1338383	£193.54
	4	LD1330304	£190.69	LD1330454	£220.58	LD1338384	£219.15



**£74.00** FROM

**FIRE GUARD**  
TESTED & CERTIFIED  
**EN 13501-1**

Cube Lockers are an excellent way of providing secure and space-saving storage for personal items in offices, call centres and schools where space is at a premium.

- Fitted with standard mastered cam locks with 2,000 differs.
- Ventilated locker doors.
- Rubber door buffers.
- Powder coated with Germ Guard Active Technology paint.
- Pre-drilled for nesting or wall mounting.
- Available with an extra shelf - this is suitable for the 450x450x450 cube locker.
- Reaction to Fire Classification EN13501-1.

### Colour Options

Please add corresponding letters to the end of the code



#### Cube Lockers - Dimensions/Codes

Size H.W.D.	Code	Price
300.300.300	UG303030Z	£74.00
380.380.380	UG383838Z	£86.81
450.450.450	UG464646Z	£93.92

#### Internal Shelf - Galvanised - 450.450.450 Cube Locker

Size H.W.D.	Code	Price
170.450.450	UGES4646ZLXX	£39.85



Workbenches  
Euroside  
Cupboards  
**Lockers**  
Workstations  
Cycle Parking  
Smoking Shelters  
Trucks & Trolleys  
Canteen Furniture  
Pallets  
Barriers



- Workbenches
- Euroslide
- Cupboards
- Lockers**
- Workstations
- Cycle Parking
- Smoking Shelters
- Trucks & Trolleys
- Canteen Furniture
- Pallets
- Barriers



**FIRE GUARD**  
TESTED & CERTIFIED  
EN 13501-1

**£169.35** FROM

Many organisations, schools and workplace environments wish to make their premises as attractive as possible for employees, students and visitors alike. The Spectrum Locker range offers the strength and durability of the Standard Locker range but with a variety of exciting colour options.

- Lateral security beam enhances the durability of the locker.
- Hinges are 40mm deep. This again offers greater quality and durability.

- Ideal for schools, universities and public authorities where long-last durability is required.
- Frame constructed from 0.7mm steel which ensures strength and security.
- Powder Coated with Germ Guard Active Technology paint.
- Reaction to Fire Classification EN 13501-1.
- Minimum order quantity of 8 lockers, one-door colour.

## Colour Options

Please add corresponding letters to the end of the code

<b>SLX</b>	<b>PPX</b>	<b>BBX</b>	<b>LBX</b>	<b>TRX</b>	<b>GGX</b>	<b>CPX</b>	<b>TOX</b>	<b>LIX</b>
Sublime Lime	Pitahaya Pink	Berry Burst	Lagoon Blue	Tamarillo Red	Guava Green	Chilli Pepper Orange	Tangelo Orange	Summer Lilac

## Spectrum Lockers - Dimensions/Codes

Tiers	H.1800 W.300 D.300	Price	H.1800 W.300 D.450	Price	H.1800 W.380 D.380	Price	H.1800 W.450 D.450	Price
1	LSPC30301	£169.35	LSPC30451	£197.81	LSPC38381	£203.50	LSPC45451	£223.42
2	LSPC30302	£207.77	LSPC30452	£231.96	LSPC38382	£224.84	LSPC45452	£253.31
3	LSPC30303	£233.38	LSPC30453	£257.58	LSPC38383	£246.19	LSPC45453	£287.46
4	LSPC30304	£241.92	LSPC30454	£280.34	LSPC38384	£277.50	LSPC45454	£321.61
6	LSPC30306	£296.00	LSPC30456	£321.61	LSPC38386	£323.04	LSPC45456	£334.42



- Choice of 3 heights, 955mm, 1235mm and 1380mm.
- 2, 3 and 4 door lockers fitted with galvanised security shelf to prevent unauthorised access to the compartment below.
- Fitted with standard mastered cam locks with 2,000 differs.
- Single-tier lockers fitted with top shelf and coat hook.
- Two-tier lockers fitted with coat hook in each compartment.
- Strengthened and ventilated doors with rubber buffers.
- Powder coated with Germ Guard Active Technology paint.
- Minimum order quantity of 8 lockers, one door colour.

### Colour Options

Please add corresponding letters to the end of the code

<b>SL</b> Sublime Lime	<b>PP</b> Pitahaya Pink	<b>BB</b> Berry Burst	<b>LB</b> Lagoon Blue	<b>TR</b> Tamarillo Red	<b>GG</b> Guava Green	<b>CP</b> Chilli Pepper Orange	<b>TO</b> Tangelo Orange	<b>LI</b> Summer Lilac
---------------------------	----------------------------	--------------------------	--------------------------	----------------------------	--------------------------	-----------------------------------	-----------------------------	---------------------------

### Spectrum School Lockers - Dimensions/Codes

Height	Tiers	W.300 D.300	Price	W.300 D.450	Price	W.380 D.380	Price
H.955	1	LDS9030301	<b>£167.92</b>	LDS9030451	<b>£194.96</b>	LDS9038381	<b>£202.08</b>
	2	LDS9030302	<b>£206.34</b>	LDS9030452	<b>£229.11</b>	LDS9038382	<b>£223.42</b>
	3	LDS9030303	<b>£230.54</b>	LDS9030453	<b>£254.73</b>	LDS9038383	<b>£243.34</b>
H.1235	1	LDS1130301	<b>£170.77</b>	LDS1130451	<b>£199.23</b>	LDS1138381	<b>£204.92</b>
	2	LDS1130302	<b>£209.19</b>	LDS1130452	<b>£233.38</b>	LDS1138382	<b>£227.69</b>
	3	LDS1130303	<b>£234.81</b>	LDS1130453	<b>£259.00</b>	LDS1138383	<b>£247.61</b>
	4	LDS1130304	<b>£243.34</b>	LDS1130454	<b>£283.19</b>	LDS1138384	<b>£280.34</b>
H.1380	1	LDS1330301	<b>£169.35</b>	LDS1330451	<b>£197.81</b>	LDS1338381	<b>£203.50</b>
	2	LDS1330302	<b>£207.77</b>	LDS1330452	<b>£231.96</b>	LDS1338382	<b>£224.84</b>
	3	LDS1330303	<b>£233.38</b>	LDS1330453	<b>£257.58</b>	LDS1338383	<b>£246.19</b>
	4	LDS1330304	<b>£241.92</b>	LDS1330454	<b>£280.34</b>	LDS1338384	<b>£277.50</b>

- Workbenches
- Euroslide
- Cupboards
- Lockers**
- Workstations
- Cycle Parking
- Smoking Shelters
- Trucks & Trolleys
- Canteen Furniture
- Pallets
- Barriers



## Executive Locker Panels



**£361** FROM **£361.46**

The range of Executive Lockers combine high-quality design with attractive door fascias and end panels. The locker design has a premium feel and would fit into any high-end executive office, reception area or foyer. The range of lockers can be nested together to form a variety of combinations.

- Fitted with standard mastered cam locks with 2,000 differs.
- A wide range of doors and end panels available.
- Steel body for maximum strength and durability.
- Executive lockers pre-drilled for nesting.
- Fitted with soft-close hinges.
- Provide a premium storage solution for any office environment.
- Minimum order quantity of 8 lockers.

### Executive Lockers - Dimensions/Codes

Size	Tier	Pearl White	Price	Kashmir	Price	Sand Beige	Price
H.1800 W.300 D.450	1	LEX1830451PW	<b>£361.46</b>	LEX1830451KA	<b>£361.46</b>	LEX1830451SB	<b>£361.46</b>
	2	LEX1830452PW	<b>£389.92</b>	LEX1830452KA	<b>£389.92</b>	LEX1830452SB	<b>£389.92</b>
	3	LEX1830453PW	<b>£428.34</b>	LEX1830453KA	<b>£428.34</b>	LEX1830453SB	<b>£428.34</b>
	4	LEX1830454PW	<b>£469.61</b>	LEX1830454KA	<b>£469.61</b>	LEX1830454SB	<b>£469.61</b>
H.1800 W.380 D.380	1	LEX1838381PW	<b>£415.54</b>	LEX1838381KA	<b>£415.54</b>	LEX1838381SB	<b>£415.54</b>
	2	LEX1838382PW	<b>£451.11</b>	LEX1838382KA	<b>£451.11</b>	LEX1838382SB	<b>£451.11</b>
	3	LEX1838383PW	<b>£503.77</b>	LEX1838383KA	<b>£503.77</b>	LEX1838383SB	<b>£503.77</b>
	4	LEX1838384PW	<b>£542.19</b>	LEX1838384KA	<b>£542.19</b>	LEX1838384SB	<b>£542.19</b>

### End Panels - Dimensions/Codes

Description	To Fit	Hacienda Black	Price	Noce Marino Walnut (Gloss)	Price
End Panel	H.1800 W.380 D.380	LEX1838EPHBX	<b>£224.84</b>	LEX1838EPMWX	<b>£268.96</b>
	H.1800 W.300 D.450	LEX1845EPHBX	<b>£247.61</b>	LEX1845EPMWX	<b>£297.42</b>





**£337.27** FROM

Dark Oak Door Lockers with End Panel



Dark, Light and Medium Oak Doors



Timber Door with Pattern

The Timber Door Locker range offers maximum strength and durability from a strong powder-coated steel carcass with timber-effect door panels. These lockers are ideal for public spaces, leisure facilities and offices.

- End panels available for that final touch.
- Pre-drilled for nesting.
- Plain or patterned doors in Light, Medium or Dark Oak finish.

- Fitted with standard mastered cam locks with 2,000 differs.
- Single-tier lockers fitted with top shelf and coat hook.
- Two-tier lockers fitted with coat hook in each compartment.
- Steel body for maximum strength and durability.
- Fitted with soft-close hinges.
- Minimum order quantity of 8 lockers.

## Colour Options

Please add corresponding letters to the end of the code

<b>DXX</b> Dark Oak Plain	<b>2XX</b> Dark Oak Patterned	<b>PXX</b> Medium Oak Plain	<b>MXX</b> Medium Oak Patterned	<b>3XX</b> Light Oak Plain	<b>1XX</b> Light Oak Patterned	<b>UXX</b> Beech Plain	<b>HXX</b> Beech Patterned
------------------------------	----------------------------------	--------------------------------	------------------------------------	-------------------------------	-----------------------------------	---------------------------	-------------------------------

### Timber Door Lockers - H.1800 W.300 D.450

Tiers	Code	Price
1	LT1830451	£337.27
2	LT1830452	£364.31
3	LT1830453	£402.73
4	LT1830454	£439.73
End Panel	LT1845EPZ	£231.96

### Timber Door Lockers - H.1800 W.380 D.380

Tiers	Code	Price
1	LT1838381	£388.50
2	LT1838382	£422.65
3	LT1838383	£472.46
4	LT1838384	£508.04
End Panel	LT1838EPZ	£210.61

- Workbenches
- Euroslide
- Cupboards
- Lockers**
- Workstations
- Cycle Parking
- Smoking Shelters
- Trucks & Trolleys
- Canteen Furniture
- Pallets
- Barriers



**£193** FROM  
**.54**



These lockers are manufactured from pre-coated galvanised steel for damp environments or where frequent washing down is required.

- Strengthened and ventilated doors with rubber buffers.
- Single-tier lockers fitted with top shelf and coat hook.
- Two-tier lockers fitted with coat hook in each compartment.
- Powder coated with Germ Guard Active Technology anti-bacterial paint.

- Hinges are 75mm deep. This offers greater quality and durability.
- Ideal for changing rooms, saunas and food preparation plants.
- 2, 3 and 4 door lockers fitted with security shelf to prevent unauthorised access to the compartment below.
- Moisture-resistant cam locks are fitted as standard for superior lock durability in moist environments.
- Lateral security beam enhances the security of the product.

## Colour Options

Please add corresponding letters to the end of the code



### Steel Splash Lockers - H.1800 W.300 D.300

Tiers	Code	Price
1	LW1830301	£193.54
2	LW1830302	£222.00
3	LW1830303	£250.46
4	LW1830304	£278.92

### Steel Splash Lockers - H.1800 W.300 D.450

Tiers	Code	Price
1	LW1830451	£204.92
2	LW1830452	£231.96
3	LW1830453	£264.69
4	LW1830454	£294.58



**£283.19** FROM



Hinge Cover Plate



Moisture Resistant Cam Lock

Tough, solid laminate doors are highly resistant to dents and scratches and will not rust, which makes them the ideal solution for placing in areas such as changing rooms.

- Pre-drilled for nesting.
- Pre-galvanised steel carcass.
- Fitted with moisture resistant cam locks.
- Two sizes and four door configurations.

- 2, 3, 4 and 6 door lockers fitted with security shelf to prevent unauthorised access to the compartment below.
- Wide range of door and end panel colours are available. Please see below.
- Please check laminate colour availability with sales prior to ordering.
- Minimum order quantity of 8 lockers.

## Colour Options Please add corresponding letters to the end of the code

<b>CAX</b> Campanula	<b>QXX</b> Aquamarine	<b>LGX</b> Light Grey	<b>GGX</b> Graphite Grey	<b>OXX</b> Oak
<b>SRX</b> Spectrum Red	<b>SYX</b> Spectrum Yellow	<b>VGX</b> Vibrant Green	<b>CLX</b> Clementine	



Interior Coat Hook

### Laminate Splash Lockers - H.1800 W.300 D.300

Tiers	Code	Price	End Panel Code	Price
1	LZ1830301	£283.19		
2	LZ1830302	£337.27		
3	LZ1830303	£389.92	LVEP18301	£226.27
4	LZ1830304	£444.00		
6	LZ1830306	£485.27		

### Laminate Splash Lockers - H.1800 W.300 D.450

Tiers	Code	Price	End Panel Code	Price
1	LZ1830451	£297.42		
2	LZ1830452	£350.07		
3	LZ1830453	£405.57	LVEP18451	£317.34
4	LZ1830454	£459.65		
6	LZ1830456	£503.77		





**£268.96** FROM  
**BEST SELLER**

As the door is normally the part of the locker that comes in for the most punishment, we offer this premium quality laminate door locker, without a premium price tag. The door fits neatly inside the frame and opens a full 180 degrees. Tough, solid laminate doors are highly resistant to dents and scratches and will not rust. Ideal for places where lockers are frequently used, such as in schools and colleges.

- Premium Laminate colours are available, please see our website for details.
- Please check laminate colour availability with sales prior to ordering.
- Fitted with standard mastered cam locks with 2,000 differs.
- Two sizes and five door configurations.
- 2, 3, 4 and 6 door lockers fitted with security shelf to prevent unauthorised access to the compartment below.
- End panels also available.
- Pre-drilled for nesting.
- Steel carcass powder coated in our standard Light Grey.
- Minimum order quantity of 8 lockers.

## Colour Options Please add corresponding letters to the end of the code

<b>CAX</b> Campanula	<b>QXX</b> Aquamarine	<b>LGX</b> Light Grey	<b>GGX</b> Graphite Grey	<b>OXX</b> Oak
<b>SRX</b> Spectrum Red	<b>SYX</b> Spectrum Yellow	<b>VGX</b> Vibrant Green	<b>CLX</b> Clementine	



Laminate Door Lockers - H.1800 W.300 D.300		
Tiers	Code	Price
1	LU1830301	<b>£268.96</b>
2	LU1830302	<b>£313.08</b>
3	LU1830303	<b>£357.19</b>
4	LU1830304	<b>£401.31</b>
6	LU1830306	<b>£455.38</b>
End Panel	LVEP18301	<b>£226.27</b>


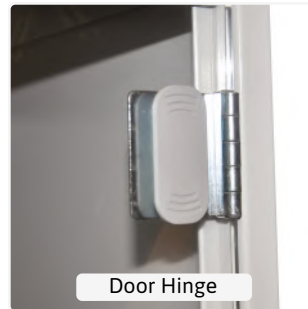
Laminate Door Lockers - H.1800 W.300 D.450		
Tiers	Code	Price
1	LU1830451	<b>£280.34</b>
2	LU1830452	<b>£325.88</b>
3	LU1830453	<b>£371.42</b>
4	LU1830454	<b>£416.96</b>
6	LU1830456	<b>£473.88</b>
End Panel	LVEP18451	<b>£317.34</b>

**£311.65** FROM



Perspex Door Lockers provide safe storage for personal belongings whilst providing visibility of the locker contents. They are ideal for retail outlet staff rooms, venues, public areas, or anywhere there is a need to view the items stored.

- Choice of 300mm or 450mm depths available.
- Fitted with security shelf to prevent unauthorised access to compartment below.
- Fitted with standard mastered cam locks with 2,000 differs.
- Two-tier lockers fitted with coat hook in each compartment.
- Quality clear perspex door - shaded perspex options available, please call our sales team for details.
- Carcass powder coated with Germ Guard Active Technology anti-bacterial paint.
- Minimum order quantity of 8 lockers.



**Perspex Door Lockers - H.1800 W.300 D.300**

Tiers	Code	Price
2	LP1830302CXX	£311.65
3	LP1830303CXX	£341.54
4	LP1830304CXX	£371.42
6	LP1830306CXX	£432.61

**Perspex Door Lockers - H.1800 W.300 D.450**

Tiers	Code	Price
2	LP1830452CXX	£324.46
3	LP1830453CXX	£355.77
4	LP1830454CXX	£388.50
6	LP1830456CXX	£451.11

Workbenches

Euroside

Cupboards

**Lockers**

Workstations

Cycle Parking

Smoking Shelters

Trucks & Trolleys

Canteen Furniture

Pallets

Barriers



**£152.27** FROM



Our Perforated Door Lockers are designed for situations where efficient ventilation and maximum visibility combined with security are essential.

- 2, 3, 4, 5 and 6 door lockers fitted with security shelf to prevent unauthorised access to the compartment below.
- Fitted with standard mastered cam locks with 2,000 differs.

- Single-tier lockers fitted with top shelf and coat hook.
- Two-tier lockers fitted with coat hook in each compartment.
- Strengthened and ventilated doors with rubber buffers.
- Powder coated with Germ Guard Active Technology paint.
- Reaction to Fire Classification EN 13501-1.
- Minimum order quantity of 8 lockers.

## Colour Options

Please add corresponding letters to the end of the code



### Perforated Door Lockers - H.1800 W.300 D.300

Tiers	Code	Price
1	LS1830301*PX	£152.27
2	LS1830302*PX	£183.58
3	LS1830303*PX	£193.54
4	LS1830304*PX	£223.42
5	LS1830305*PX	£233.38
6	LS1830306*PX	£244.77

### Perforated Door Lockers - H.1800 W.380 D.380

Tiers	Code	Price
1	LS1838381*PX	£176.46
2	LS1838382*PX	£183.58
3	LS1838383*PX	£203.50
4	LS1838384*PX	£220.58
5	LS1838385*PX	£237.65
6	LS1838386*PX	£256.15

### Perforated Door Lockers - H.1800 W.300 D.450

Tiers	Code	Price
1	LS1830451*PX	£177.88
2	LS1830452*PX	£189.27
3	LS1830453*PX	£207.77
4	LS1830454*PX	£251.88
5	LS1830455*PX	£264.69
6	LS1830456*PX	£278.92

### Perforated Door Lockers - H.1800 W.450 D.450

Tiers	Code	Price
1	LS1845451*PX	£206.34
2	LS1845452*PX	£231.96
3	LS1845453*PX	£240.50
4	LS1845454*PX	£256.15
5	LS1845455*PX	£266.11
6	LS1845456*PX	£276.08





**£142.31** FROM

**FIRE GUARD**  
TESTED & CERTIFIED  
**EN 13501-1**



Padlock Lockers are designed to allow users to safely store items and secure with their own padlock. This is particularly useful in public spaces such as leisure centres, gymnasiums and schools. These Padlock Lockers are powder coated in our range of standard colours with strengthened doors. Each door panel is vented and fitted with rubber buffers. Fitted with hasp and staple to suit padlocks.

- Single-tier lockers fitted with top shelf and coat hook.
- Two-tier lockers fitted with coat hook in each compartment.
- Strengthened and ventilated doors with rubber buffers.
- Powder coated with Germ Guard Active Technology paint.
- Reaction to Fire Classification EN 13501-1.
- Minimum order quantity of 8 lockers.

### Colour Options

Please add corresponding letters to the end of the code



### Padlock Lockers - Dimensions/Codes

Tiers	H.1800 W.300 D.300	Price	H.1800 W.300 D.450	Price	H.1800 W.380 D.380	Price	H.1800 W.450 D.450	Price
1	LPD1830301	£142.31	LPD1830451	£165.08	LPD1838381	£170.77	LPD1845451	£185.00
2	LPD1830302	£182.15	LPD1830452	£200.65	LPD1838382	£196.38	LPD1845452	£217.73
3	LPD1830303	£210.61	LPD1830453	£229.11	LPD1838383	£220.58	LPD1845453	£254.73
4	LPD1830304	£224.84	LPD1830454	£256.15	LPD1838384	£253.31	LPD1845454	£288.88
6	LPD1830306	£277.50	LPD1830456	£297.42	LPD1838386	£298.84	LPD1845456	£307.38

- Workbenches
- Euroslide
- Cupboards
- Lockers**
- Workstations
- Cycle Parking
- Smoking Shelters
- Trucks & Trolleys
- Canteen Furniture
- Pallets
- Barriers



**£190** FROM  
**.69**



Secure Lockers offer a high security 3-point locking mechanism which make these lockers ideal for the storage of valuable items. Perfect for use in a variety of environments including office and industrial workplaces, schools, colleges, universities and public buildings. Locker doors are available in our range of standard colours with door strengtheners, vents and rubber buffers.

- Fitted with 3-point locking mechanism for extra security.
- Single-tier lockers fitted with top shelf and coat hook.
- Two-tier lockers fitted with coat hook in each compartment.
- Strengthened and ventilated doors with rubber buffers.
- Powder coated with Germ Guard Active Technology paint.
- Reaction to Fire Classification EN 13501-1.
- Minimum order quantity of 8 lockers.

## Colour Options

Please add corresponding letters to the end of the code



## Secure Lockers - Dimensions/Codes

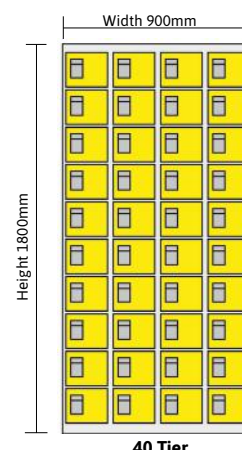
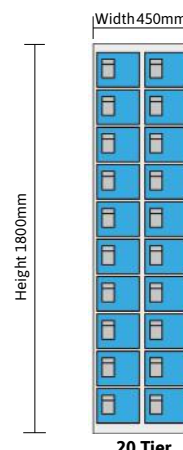
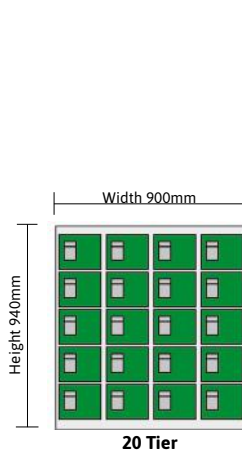
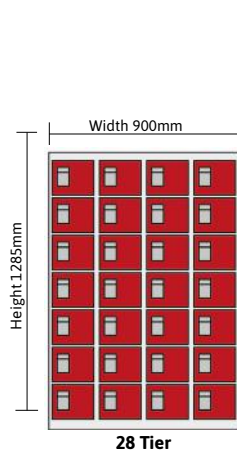
Tiers	H.1800 W.300 D.300	Price	H.1800 W.300 D.450	Price	H.1800 W.380 D.380	Price	H.1800 W.450 D.450	Price
1	LSC1830301	£190.69	LSC1830451	£217.73	LSC1838381	£223.42	LSC1845451	£241.92
2	LSC1830302	£212.04	LSC1830452	£234.81	LSC1838382	£229.11	LSC1845452	£254.73
3	LSC1830303	£247.61	LSC1830453	£270.38	LSC1838383	£259.00	LSC1845453	£300.27



**£473.88** FROM

Personal Effects Lockers are an ideal way of providing secure storage for small items such as mobile phones, wallets and keys. These lockers offer employees a secure storage solution for valuable items.

- Fitted with standard mastered cam locks with 2,000 differs.
- Compartment entry aperture: H.150mm x W.163mm x D360mm.
- Dark Blue & Light Grey door colours available on 5-Day Delivery.
- Powder coated with Germ Guard Active Technology paint.
- Pre-drilled for nesting.
- Reaction to Fire Classification EN 13501-1.
- Personal Effects Lockers are fitted with a security shelf to prevent unauthorised access to the compartment below.
- Order quantities may apply, please speak to sales.



## Colour Options

Please add corresponding letters to the end of the code



Please Note: Only Dark Blue & Light Grey doors are available on 5-Day Delivery

### Personal Effects Lockers - Dimensions/Codes

Size H.W.D.	Tiers	Code	Price
1285.900.380	28	LR129038H	£673.11
940.900.380	20	LR909038Y	£473.88
1800.450.380	20	LR184538Y	£473.88
1800.900.380	40	LR189038F	£912.19



Workbenches  
Euroslide  
Cupboards  
**Lockers**  
Workstations  
Cycle Parking  
Smoking Shelters  
Trucks & Trolleys  
Canteen Furniture  
Pallets  
Barriers



12 Compartment



15 Compartment



20 Compartment



Garment Disposal

**£304.54** FROM



The Garment Locker range enables work clothing to be issued when clean and exchanged when dirty. Clothing compartments can be accessed individually or collectively using the master door.

- Fitted with standard mastered cam locks with 2,000 differs.
- Powder-coated internal shelves.
- Ideal for use with Garment Disposal Lockers.

- Flat Garment Series is recommended for ironed garments.
- Doors fitted with rubber buffers to prevent scratching.
- Pre-drilled for nesting.
- Powder coated with Germ Guard Active Technology paint.
- Reaction to Fire Classification EN 13501-1.
- Garment Disposal option available with letter box opening.
- Other door colours available - minimum order quantity of 8.

## Colour Options

Please add corresponding letters to the end of the code



### Flat Garment Lockers - Dimensions/Codes

Size H. W. D.	Tiers	Code	Price
1800.380.450	5	LF183845S	£331.58
	10	LF183845N	£405.57
	12	LF183845W	£441.15
	15	LF183845Q	£483.84
	20	LF183845Y	£562.11
1800.450.380	5	LF184538S	£331.58
	10	LF184538N	£405.57
	12	LF184538W	£441.15
	15	LF184538Q	£483.84

### Garment Disposal Lockers - Dimensions/Codes

Size H. W. D.	Code	Price
1800.380.450	LL1838451	£304.54
1800.450.450	LL1845451	£318.77




**£405** FROM **.57**

**FIRE GUARD**  
TESTED & CERTIFIED  
**EN 13501-1**

1800.450.450 Steel Door Option Shown



1800.300.450 Laminate Door Option Shown



1800.300.450 Steel Door Option Shown

An attractive yet extremely robust locker, ideal for when space is at a premium. These lockers are designed so that each compartment can comfortably hang up a coat on the fitted hook. Each locker compartment also has space available to store small personal effects.

- Doors are available in steel or high-quality laminate for extra durability.
- Fitted with standard mastered cam locks, with 2,000 differs.
- Choice of 300mm or 450mm widths.
- Powder coated with Germ Guard Active Technology Anti-Bacterial paint.
- Reaction to Fire Classification EN 13501-1 (on steel door lockers only).
- Minimum order quantity of 8 lockers.

**Laminate Door Colour Options**

Please add corresponding letters to the end of the code

<b>CAX</b> Campanula	<b>QXX</b> Aquamarine	<b>LGX</b> Light Grey	<b>GGX</b> Graphite Grey	<b>OXX</b> Oak
<b>SRX</b> Spectrum Red	<b>SYX</b> Spectrum Yellow	<b>VGX</b> Vibrant Green	<b>CLX</b> Clementine	

**Steel Door Colour Options**

<b>UXX</b> Light Blue	<b>BXX</b> Blue	<b>LXX</b> Light Grey
<b>RXX</b> Red	<b>YXX</b> Yellow	<b>GXX</b> Green

**Z-Door Lockers - Dimensions/Codes**

Size H.W.D	Door	Code	Price
1800.300.450	Steel	LZD183045	£405.57
1800.450.450	Steel	LZD184545	£445.42
1800.300.450	Laminate	LZU183045	£573.50
1800.450.450	Laminate	LZU184545	£623.30

- Workbenches
- Euroslide
- Cupboards
- Lockers**
- Workstations
- Cycle Parking
- Smoking Shelters
- Trucks & Trolleys
- Canteen Furniture
- Pallets
- Barriers

Workbenches  
Euroslide  
Cupboards  
**Lockers**  
Workstations  
Cycle Parking  
Smoking Shelters  
Trucks & Trolleys  
Canteen Furniture  
Pallets  
Barriers



Ambulance Service Locker



Police Service Locker

Fire Service Locker

Sloping top versions shown, also available with flat tops.

**NEW PRODUCT**

**£264.18** FROM

These extra wide Emergency Service Lockers have been specifically designed to store a large amount of kit, whilst offering the utmost security. Available with the choice of either solid or perforated doors.

- Extra wide size with double doors offering premium storage space, 1800mm in height.
- Fitted with 3-point locking mechanism for extra security.

- Choice of standard or sloping top and three internal configurations as shown below.
- Available in two sizes - H1800mm x W600mm x D450mm and H1800mm x W600mm x D600mm.
- Powder coated with Germ Guard Active Technology paint.
- Reaction to Fire Classification EN 13501-1.
- Other colours available - please speak to sales.



Solid or perforated doors

### Colour Options



2-compartments with coat rail



1 compartment with 3 shelves



2 comp with coat rail and lower shelf



## Combi Seat/Storage & Stands



MFC and Oak slat bench seat options available

Upgrade your Emergency Service Lockers with convenient extra storage consisting of a seat, stand and lockable under bench box. Choose from either solid or perforated doors and Oak slat or MFC bench seat options.

### Combi Storage - Solid Door - Dimensions/Codes

Configuration (To Fit)	Bench Seat Option	H.W.D	Code	Price:
1 Locker	Oak	450.600.450	L2SE45604OS*	<b>£372.80</b>
2 Lockers	Oak	450.1200.450	L2SE45124OS*	<b>£708.32</b>
3 Lockers	Oak	450.1800.450	L2SE45184OS*	<b>£1,006.56</b>
1 Locker	MFC	450.600.450	L2SE45604MS*	<b>£248.40</b>
2 Lockers	MFC	450.1200.450	L2SE45124MS*	<b>£471.96</b>
3 Lockers	MFC	450.1800.450	L2SE45184MS*	<b>£670.68</b>

### Combi Storage - Perforated Door - Dimensions/Codes

Configuration (To Fit)	Bench Seat Option	H.W.D	Code	Price:
1 Locker	Oak	450.600.450	L2SE45604OP*	<b>£392.80</b>
2 Lockers	Oak	450.1200.450	L2SE45124OP*	<b>£728.32</b>
3 Lockers	Oak	450.1800.450	L2SE45184OP*	<b>£1,026.56</b>
1 Locker	MFC	450.600.450	L2SE45604MP*	<b>£268.40</b>
2 Lockers	MFC	450.1200.450	L2SE45124MP*	<b>£491.96</b>
3 Lockers	MFC	450.1800.450	L2SE45184MP*	<b>£690.68</b>

### Fire Service Lockers - Solid Door - Dimensions/Codes

Description	Size H.W.D	Code	Price
2-comp w/ coat rail	1800.600.450	LFR186045RS2	<b>£264.18</b>
2-comp w/ coat rail	1800.600.600	LFR186060RS2	<b>£349.75</b>
1-comp w/ 3 shelves	1800.600.450	LFR186045RS1	<b>£289.00</b>
1-comp w/ 3 shelves	1800.600.600	LFR186060RS1	<b>£345.97</b>
2-comp w/ coat rail/lower shelf	1800.600.450	LFR186045RSC	<b>£272.45</b>
2-comp w/ coat rail/lower shelf	1800.600.600	LFR186060RSC	<b>£341.36</b>

### Police Service Lockers - Solid Door - Dimensions/Codes

Description	Size H.W.D	Code	Price
2-comp w/ coat rail	1800.600.450	LPO186045BS2	<b>£264.18</b>
2-comp w/ coat rail	1800.600.600	LPO186060BS2	<b>£349.75</b>
1-comp w/ 3 shelves	1800.600.450	LPO186045BS1	<b>£289.00</b>
1-comp w/ 3 shelves	1800.600.600	LPO186060BS1	<b>£345.97</b>
2-comp w/ coat rail/lower shelf	1800.600.450	LPO186045BSC	<b>£272.45</b>
2-comp w/ coat rail/lower shelf	1800.600.600	LPO186060BSC	<b>£341.36</b>

### Ambulance Service Lockers - Solid Door - Dimensions/Codes

Description	Size H.W.D	Code	Price
2-comp w/ coat rail	1800.600.450	LAM186045GS2	<b>£264.18</b>
2-comp w/ coat rail	1800.600.600	LAM186060GS2	<b>£349.75</b>
1-comp w/ 3 shelves	1800.600.450	LAM186045GS1	<b>£289.00</b>
1-comp w/ 3 shelves	1800.600.600	LAM186060GS1	<b>£345.97</b>
2-comp w/ coat rail/lower shelf	1800.600.450	LAM186045GSC	<b>£272.45</b>
2-comp w/ coat rail/lower shelf	1800.600.600	LAM186060GSC	<b>£341.36</b>

### Fire Service Lockers - Perforated Door - Dimensions/Codes

Description	Size H.W.D	Code	Price
2-comp w/ coat rail	1800.600.450	LFR186045RP2	<b>£284.18</b>
2-comp w/ coat rail	1800.600.600	LFR186060RP2	<b>£369.75</b>
1-comp w/ 3 shelves	1800.600.450	LFR186045RP1	<b>£309.00</b>
1-comp w/ 3 shelves	1800.600.600	LFR186060RP1	<b>£365.97</b>
2-comp w/ coat rail/lower shelf	1800.600.450	LFR186045RPC	<b>£292.45</b>
2-comp w/ coat rail/lower shelf	1800.600.600	LFR186060RPC	<b>£361.36</b>

### Police Service Lockers - Perforated Door - Dimensions/Codes

Description	Size H.W.D	Code	Price
2-comp w/ coat rail	1800.600.450	LPO186045BP2	<b>£284.18</b>
2-comp w/ coat rail	1800.600.600	LPO186060BP2	<b>£369.75</b>
1-comp w/ 3 shelves	1800.600.450	LPO186045BP1	<b>£309.00</b>
1-comp w/ 3 shelves	1800.600.600	LPO186060BP1	<b>£365.97</b>
2-comp w/ coat rail/lower shelf	1800.600.450	LPO186045BPC	<b>£292.45</b>
2-comp w/ coat rail/lower shelf	1800.600.600	LPO186060BPC	<b>£361.36</b>

### Ambulance Service Lockers - Perforated Door - Dimensions/Codes

Description	Size H.W.D	Code	Price
2-comp w/ coat rail	1800.600.450	LAM186045GP2	<b>£284.18</b>
2-comp w/ coat rail	1800.600.600	LAM186060GP2	<b>£369.75</b>
1-comp w/ 3 shelves	1800.600.450	LAM186045GP1	<b>£309.00</b>
1-comp w/ 3 shelves	1800.600.600	LAM186060GP1	<b>£365.97</b>
2-comp w/ coat rail/lower shelf	1800.600.450	LAM186045GPC	<b>£292.45</b>
2-comp w/ coat rail/lower shelf	1800.600.600	LAM186060GPC	<b>£361.36</b>

## Locker Stands

Stands raise the locker height by 150mm, helping to promote hygiene levels by allowing access to floor for cleaning.



Configuration (To Fit)	Size H.W.D	Code	Price:
1 Locker	150.600.450	L2ST156045LX	<b>£31.31</b>
2 Lockers	150.1200.450	L2ST151246LX	<b>£48.38</b>
3 Lockers	150.1800.450	L2ST151845LX	<b>£71.15</b>
1 Locker	150.600.600	L2ST156060LX	<b>£38.45</b>
2 Lockers	150.1200.600	L2ST151260LX	<b>£64.04</b>
3 Lockers	150.1800.600	L2ST151860LX	<b>£76.15</b>

## Locker Sloping Tops

Locker Sloping Tops discourage the placement of unwanted articles on top of the locker unit.



Size W.D	Code	Price:
600.450	L2SLT6045LXX	<b>£24.46</b>
600.600	L2SLT6060LXX	<b>£27.89</b>

Workbenches  
Euroslide  
Cupboards  
**Lockers**  
Workstations  
Cycle Parking  
Smoking Shelters  
Trucks & Trolleys  
Canteen Furniture  
Pallets  
Barriers



Duo Lockers



Twin Lockers



Staff Lockers



Clean & Dirty Lockers



**£219** FROM **.15**

**BEST SELLER**


These Multi-Compartment Lockers provide alternatives to the usual locker formats. Clean & Dirty Lockers offer two compartments with a top shelf for the storage of clean and dirty workwear. Twin Lockers provide full-length storage for hanging clothing from an internal fitted hook. Staff Lockers contain integral fitted shelves for the storage of small items, along with a full-length compartment for hanging a coat. Duo Lockers are made up of multiple compartments with separate lockable compartments for shared access.

- All lockers are 1800mm high.
- Strengthened and ventilated doors with rubber buffers.
- Powder coated with Germ Guard Active Technology paint.
- Available in our range of standard colours.
- Reaction to Fire Classification EN 13501-1.

To accommodate a motorcycle helmet in the top compartment of the Clean & Dirty Locker, the following must be ordered: **LG184545H**. This model has a lower top shelf than shown.

## Colour Options

Please add corresponding letters to the end of the code



### Clean & Dirty Lockers

#### Clean and Dirty Lockers - Dimensions/Codes

Description	Width	Depth	Code	Price
Top Shelf & Central Divider	450	450	LG184545G	<b>£219.15</b>

### Duo Lockers

#### Duo Lockers - Dimensions/Codes

Description	Width	Depth	Code	Price
2 Full Width Tiers	450	300	LG184530D	<b>£253.31</b>
& 2 Slim Tiers	450	450	LG184545D	<b>£284.61</b>

### Staff Lockers

#### Staff Lockers - Dimensions/Codes

Description	Width	Depth	Code	Price
3 Shelves	450	450	LG184545S	<b>£247.61</b>

### Twin Lockers

#### Twin Lockers - Dimensions/Codes

Description	Width	Depth	Code	Price
2 Full Height Tiers	600	450	LG186045T	<b>£271.81</b>



**NEW  
PRODUCT**

**£624.61** FROM

Our range of Stainless Steel Lockers are designed and manufactured for hygienic areas such as catering, industrial, construction and healthcare environments. These are available in 1,2,3,4 and 6 compartment sizes with the choice of either 300mm and 450mm depths.

- High-quality 304 grade stainless steel units that will not rust or tarnish easily.
- Each compartment is fitted with an adjustable stainless steel security shelf to prevent unauthorised access to the

compartment below.

- Choice of 300mm and 450mm depths.
- Fitted with standard, mastered cam locks with 2,000 differs.
- Strengthened doors.
- Single-tier lockers fitted with top shelf and coat hook.
- Two-tier lockers fitted with coat hook in each compartment.
- Pre-drilled for nesting together.

**Stainless Steel Lockers - H.1800 W.300 D.300**

Tiers	Code	Price
1	LSS1830301SX	£624.61
2	LSS1830302SX	£674.60
3	LSS1830303SX	£742.66
4	LSS1830304SX	£824.74
6	LSS1830306SX	£978.67

**Stainless Steel Lockers - H.1800 W.300 D.450**

Tiers	Code	Price
1	LSS1830451SX	£648.74
2	LSS1830452SX	£698.83
3	LSS1830453SX	£775.67
4	LSS1830454SX	£857.76
6	LSS1830456SX	£1,080.58

Workbenches

Euroslide

Cupboards

**Lockers**

Workstations

Cycle Parking

Smoking Shelters

Trucks & Trolleys

Canteen Furniture

Pallets

Barriers



Workbenches

Euroslide

Cupboards

Lockers

Workstations

Cycle Parking

Smoking Shelters

Trucks & Trolleys

Canteen Furniture

Pallets

Barriers



**£139** FROM **.46**

Our PPE Locker range enables employees to safely store their personal protective equipment within the workplace. PPE Lockers allow employers to comply with regulations regarding the safe storage of protective equipment. These lockers are powder-coated blue and clearly marked with PPE labels.

- Fitted with standard mastered cam locks with 2,000 differs.
- Single-tier lockers fitted with top shelf and coat hook.

- Two-tier lockers fitted with top shelf and coat hook.
- Strengthened doors with rubber buffers.
- Supplied with PPE labels for identification.
- Reaction to Fire Classification EN 13501-1.
- Powder coated with Germ Guard Active Technology paint with Dark Blue doors.

PPE Lockers - H.1800 W.300 D.300		
Tiers	Code	Price
1	LP1830301BXX	£139.46
2	LP1830302BXX	£175.04
3	LP1830303BXX	£200.65
4	LP1830304BXX	£213.46
6	LP1830306BXX	£267.54

PPE Lockers - H.1800 W.300 D.450		
Tiers	Code	Price
1	LP1830451BXX	£160.81
2	LP1830452BXX	£194.96
3	LP1830453BXX	£219.15
4	LP1830454BXX	£243.34
6	LP1830456BXX	£287.46



- Workbenches
- Euroslide
- Cupboards
- Lockers**
- Workstations
- Cycle Parking
- Smoking Shelters

With the number of laptops and tablets used by both businesses and schools increasing, this range of device storage products provides cost-effective lockable storage for laptops, tablets and accessories.

- High-quality, cost-effective storage.
- Choose from a single door or individual compartments.
- A range of compartment options available from 8 to 15 tiers.
- Powder coated with Germ Guard Active Technology paint.
- Pre-drilled for nesting.



- Trucks & Trolleys
- Canteen Furniture

## Colour Options

Please add corresponding letters to the end of the code



- Pallets

### Laptop & Tablet Storage Lockers - Dimensions/Codes

H.W.D.	Configuration	Code	Price
1000.500.500	8 Tiers, 8 Doors	L71050508	£473.88
	8 Tiers, 1 Door	L71050501	£379.96
1460.500.500	12 Tiers, 12 Doors	L7145050W	£540.77
	12 Tiers, 1 Door	L71450501	£432.61

### Laptop & Tablet Storage Lockers - Dimensions/Codes

H.W.D.	Configuration	Code	Price
1800.450.450	10 Tiers, 10 Doors	L7184545N	£526.54
	15 Tiers, 15 Doors	L7183845Q	£592.00
1800.380.450	15 Tiers, 1 Door	L71838451	£475.30

- Barriers


- Workbenches
- Euroslide
- Cupboards
- Lockers**
- Workstations
- Cycle Parking
- Smoking Shelters
- Trucks & Trolleys
- Canteen Furniture
- Pallets
- Barriers



Available in up to 12 tiers



Ventilated Compartments



3-pin socket in each Compartment



**BEST SELLER**

**£742.84** FROM

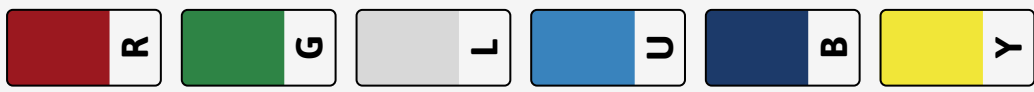
This range of laptop and tablet storage units is designed to provide secure charging facilities for laptop computers. This product is CE tested and meets EU safety requirements.

- Each compartment is equipped with a 3-pin plug socket to permit charging using each laptop's own main lead.
- Ventilated compartments for heat dissipations.

- Compartment aperture (H x W x D) 100mm x 375mm x 470mm.
- Whole unit is powered by a simple kettle lead (supplied), plugged into the mains.
- Powder coated with Germ Guard Active Technology paint.
- Fitted with piano hinges to provide durability and extra security.

### Colour Options


Please add corresponding letters to the end of the code



### Laptop & Tablet Charging Lockers - Dimensions/Codes

H.W.D.	Configuration	Code	Price
1000.500.500	8 Tiers, 8 Doors	L7C10505088	£791.23
	8 Tiers, 1 Door	L7C10505081	£742.84
1460.500.500	12 Tiers, 12 Doors	L7C145050WW	£1,035.99
	12 Tiers, 1 Door	L7C145050W1	£983.34





Our Laptop and Tablet Charging Trolleys allow devices to be securely stored and charged with the capability of moving from room to room. Fitted with high-quality braked castors for smooth mobility. This product is CE tested and meets EU safety requirements.

- Ventilated compartments for heat dissipation.
- Each compartment is equipped with a 3-pin plug socket to

permit charging using each laptop/tablet's own mains lead.

- Whole unit powered by a simple kettle lead plugged into the mains (supplied).
- Compartment aperture size (H x W x D) 100mm x 375mm x 465mm.
- Narrow Aisle Trolleys are just 525mm wide to allow easy loading and unloading between rows of desks.

## Laptop & Tablet Storage Trolley - Dimensions/Codes

H.W.D.	Configuration	Code	Price
1200.1040.660	16 Tiers, 2 Doors	L7M121066X2	£1,565.38

## Narrow Aisle Laptop & Tablet Storage Trolleys - Dimensions/Codes

H.W.D.	Configuration	Code	Price
1200.525.670	8 Tiers, 2 Doors	L7M12526782	£873.76
1200.525.1220	16 Tiers, 4 Doors	L7M125212X4	£1,565.38

## Colour Options

Please add corresponding letters to the end of the code



Workbenches  
Euroside  
Cupboards  
Lockers  
Workstations  
Cycle Parking  
Smoking Shelters  
Trucks & Trolleys  
Canteen Furniture  
Pallets  
Barriers



**£586.30** FROM



## Perforated Door


Quality Tool Charging Lockers suitable for the secure charging of batteries and power tools. Various design options available to suit your needs including, perforated and solid door options as well as a range of lock types. This product has been CE tested and meets EU safety requirements.

- 4, 5, 6, and 8 door lockers fitted with galvanised security shelf to prevent any unauthorised access to the compartment below.
- Fitted with standard, mastered cam locks with 2,000 differs.
- Strengthened and ventilated doors with rubber buffers.
- Powder coated with Germ Guard Active Technology paint.
- Supplied with rust resisting galvanised shelves.
- Perforated doors for added ventilation.



## Colour Options

Please add corresponding letters to the end of the code



### Perforated Door Charging Lockers - H.1800 W.300 D.450

External H.W.D.	Internal H.W.D.	Tiers	Standard Plug	Price	RCD Plug	Price
1800.300.450	450.300.390	4	BL1830454*PX	<b>£586.30</b>	BR1830454*PX	<b>£819.69</b>
1800.300.450	360.300.390	5	BL1830455*PX	<b>£688.77</b>	BR1830455*PX	<b>£981.92</b>
1800.300.450	260.300.390	6	BL1830456*PX	<b>£774.15</b>	BR1830456*PX	<b>£1,124.22</b>
1800.300.450	190.300.390	8	BL1830458*PX	<b>£929.26</b>	BR1830458*PX	<b>£1,396.03</b>

### Perforated Door Charging Lockers - H.1800 W.450 D.450


External H.W.D.	Internal H.W.D.	Tiers	Standard Plug	Price	RCD Plug	Price
1800.450.450	450.395.360	4	BL1845454*PX	<b>£666.00</b>	BR1845454*PX	<b>£900.80</b>
1800.450.450	360.395.360	5	BL1845455*PX	<b>£785.53</b>	BR1845455*PX	<b>£1,077.26</b>
1800.450.450	260.395.360	6	BL1845456*PX	<b>£882.30</b>	BR1845456*PX	<b>£1,233.80</b>
1800.450.450	190.395.360	8	BL1845458*PX	<b>£1,058.76</b>	BR1845458*PX	<b>£1,525.53</b>

## Solid Door

- 4, 5, 6, and 8 door lockers fitted with galvanised security shelf to prevent any unauthorised access to the compartment below.
- Strengthened and ventilated doors with rubber buffers.
- Powder coated with Germ Guard Active Technology paint.
- Supplied with rust resisting galvanised shelves.
- Solid doors for extra security.
- Standard and RCD Plug options available.
- Available with a range of lock fittings including, standard key, latch lock, coin return & coin retain.
- This product has been CE tested and meets EU safety requirements.




**£586** FROM **.30**



## Colour Options

Please add corresponding letters to the end of the code



### Solid Door Charging Lockers - H.1800 W.300 D.450

External H.W.D.	Internal H.W.D.	Tiers	Standard Plug	Price	RCD Plug	Price
1800.300.450	450.300.390	4	BL1830454*SX	<b>£586.30</b>	BR1830454*SX	<b>£819.69</b>
1800.300.450	360.300.390	5	BL1830455*SX	<b>£688.77</b>	BR1830455*SX	<b>£981.92</b>
1800.300.450	260.300.390	6	BL1830456*SX	<b>£774.15</b>	BR1830456*SX	<b>£1,124.22</b>
1800.300.450	190.300.390	8	BL1830458*SX	<b>£929.26</b>	BR1830458*SX	<b>£1,396.03</b>


### Solid Door Charging Lockers - H.1800 W.450 D.450

External H.W.D.	Internal H.W.D.	Tiers	Standard Plug	Price	RCD Plug	Price
1800.450.450	450.395.360	4	BL1845454*SX	<b>£666.00</b>	BR1845454*SX	<b>£900.80</b>
1800.450.450	360.395.360	5	BL1845455*SX	<b>£785.53</b>	BR1845455*SX	<b>£1,077.26</b>
1800.450.450	260.395.360	6	BL1845456*SX	<b>£882.30</b>	BR1845456*SX	<b>£1,233.80</b>
1800.450.450	190.395.360	8	BL1845458*SX	<b>£1,058.76</b>	BR1845458*SX	<b>£1,525.53</b>

Workbenches  
Euroslide  
Cupboards  
Lockers  
Workstations  
Cycle Parking  
Smoking Shelters  
Trucks & Trolleys  
Canteen Furniture  
Pallets  
Barriers



Workbenches  
Euroslide  
Cupboards  
**Lockers**  
Workstations  
Cycle Parking  
Smoking Shelters  
Trucks & Trolleys  
Canteen Furniture  
Pallets  
Barriers



**NEW  
PRODUCT**

**£449.77** FROM

This range of charging lockers is designed to provide convenient and secure charging facilities for tablets and are fitted with both a 3-pin plug socket and USB port.

- Each compartment is equipped with a 3-pin plug socket to permit charging using each tablet's own main lead.

- Each compartment is equipped with a USB-A port.
- Whole unit is powered by a simple kettle lead (supplied), plugged into the mains.
- Fitted with piano hinges to provide durability and extra security.

## Dual USB Tablet Charging Lockers - Dimensions/Codes

H.W.D.	Configuration	Code	Price
1800.380.380	8 Tiers, 8 Doors	LDU1838388W	£503.62
1800.380.380	8 Tiers, 1 Door	LDU18383881	£449.77
1800.380.380	10 Tiers, 10 Doors	LDU1838381W	£575.88
1800.380.380	10 Tiers, 1 Door	LDU18383810	£505.28
1800.380.380	15 Tiers, 15 Doors	LDU1838385W	£754.73
1800.380.380	15 Tiers, 1 Door	LDU18383815	£644.07

## Colour Options

Please add corresponding letters to the end of the code

<b>SL</b> Sublime Lime	<b>PP</b> Pitahaya Pink	<b>BB</b> Berry Burst	<b>LB</b> Lagoon Blue	<b>TR</b> Tamarillo Red	<b>GG</b> Guava Green	<b>CP</b> Chilli Pepper Orange	<b>TO</b> Tangelo Orange	<b>LI</b> Summer Lilac
---------------------------	----------------------------	--------------------------	--------------------------	----------------------------	--------------------------	-----------------------------------	-----------------------------	---------------------------



**£610.42** FROM

This range of charging lockers is designed to provide convenient and secure charging facilities for mobile phones and are fitted with both a 3-pin plug socket and USB port.

- Each compartment is equipped with a 3-pin plug socket to permit charging using each phone's own main lead.
- Choose from a solid door for security or a perspex door for greater visibility.
- Each compartment is equipped with a USB-A port.
- Compartment aperture (H x W x D) 150mm x 163mm x 360mm.
- Whole unit is powered by a simple kettle lead (supplied), plugged into the mains.
- Fitted with piano hinges to provide durability and extra security.



Solid Door Option



Perspex Door Option

**Dual USB Phone Charging Lockers - Solid Door - Dimensions/Codes**

Size H.W.D.	Configuration	Code	Price
1800.450.380	10 tiers, 20 doors	LRC184538YS*	£1,097.08
940.900.380	5 tiers, 20 doors	LRC909038YS*	£1,097.08
940.450.380	5 tiers, 10 doors	LRC904538YS*	£610.42

**Dual USB Phone Charging Lockers - Perspex Door - Dimensions/Codes**

Size H.W.D.	Tiers	Code	Price
1800.450.380	10 tiers, 20 doors	LRC184538YPX	£1,207.51
940.900.380	5 tiers, 20 doors	LRC909038YPX	£1,207.51
940.450.380	5 tiers, 10 doors	LRC904538YPX	£665.84

**Colour Options**

Please add corresponding letters to the end of the code

<b>SL</b> Sublime Lime	<b>PP</b> Pitahaya Pink	<b>BB</b> Berry Burst	<b>LB</b> Lagoon Blue	<b>TR</b> Tamarillo Red	<b>GG</b> Guava Green	<b>CP</b> Chilli Pepper Orange	<b>TO</b> Tangelo Orange	<b>LI</b> Summer Lilac
---------------------------	----------------------------	--------------------------	--------------------------	----------------------------	--------------------------	-----------------------------------	-----------------------------	---------------------------

Workbenches

Euroslide

Cupboards

Lockers

Workstations

Cycle Parking

Smoking Shelters

Trucks & Trolleys

Canteen Furniture

Pallets

Barriers

Workbenches

Euroslide

Cupboards

**Lockers**

Workstations

Cycle Parking

Smoking Shelters

Trucks & Trolleys

Canteen Furniture

Pallets

Barriers

**£278** FROM



100 Series Post Box Locker



140 Series Post Box Locker



240 Series Post Box Locker

Designed for use in offices, flats, schools, colleges and hospitals for central mail and internal post systems.

- Fitted with standard mastered cam locks with 2,000 differs.
- Each compartment has its own posting slot.
- Powder coated with Germ Guard Active Technology paint.
- Pre-drilled for nesting.
- Reaction to Fire Classification EN 13501-1.
- Other colours available, with a minimum order quantity of 8.

### 100 Series - Post Box Lockers

Size H.W.D.	Configuration	Code	Price
1325.230.255	10 Boxes - 15mm Slots	LX132325N	<b>£371.42</b>
1075.230.255	8 Boxes - 15mm Slots	LX1023258	<b>£342.96</b>

### 140 Series - Post Box Lockers


Size H.W.D.	Configuration	Code	Price
1725.300.380	10 Boxes - 25mm Slots	LX173038N	<b>£419.81</b>
1230.300.380	7 Boxes - 25mm Slots	LX1230387	<b>£357.19</b>

### 240 Series - Post Box Lockers

Size H.W.D.	Configuration	Code	Price
1665.300.380	6 Boxes - 40mm Slots	LX1630386	<b>£357.19</b>
870.300.380	3 Boxes - 40mm Slots	LX8730383	<b>£278.92</b>

## Colour Options

Please add corresponding letters to the end of the code





### Island Benches

- Available as single or double -sided.
- Optional under-seat basket.
- Durable solid oak slatted seat.
- Supplied with aluminium coat hooks or captive coat hangers.
- Available in a range of designs to suit your needs.
- Option to have with shoe storage which has a capacity of 10 or 20 pairs of shoes.

#### Island Benches - Single-Sided

Size H. W. D.	Hanger Options	Code	Price
1630.1500.300	5 Hooks	FCCRSI05F	<b>£587.73</b>
	5 Hooks & Basket	FCCRSI05B	<b>£678.80</b>
1830.1500.300	10 Hangers	FCCRSI10F	<b>£654.61</b>



**£371.42** FROM

### Island Bench With Clothes Rail & Shoe Storage



#### Island Benches - with Clothes Rail and Shoe Storage

Size H. W. D.	Description	Hanger Options	Code	Price
1830.1500.300	Single Sided	10 Hangers	FCCRSI10B	<b>£742.84</b>
1830.1500.600	Double Sided	20 Hangers	FCCRDO20B	<b>£1,050.22</b>

### Single/Double-Sided Island Bench



#### Island Benches - Double-Sided

Size H. W. D.	Hanger Options	Code	Price
1630.1500.600	10 Hooks	FCCRDO10F	<b>£725.77</b>
	10 Hooks & Basket	FCCRDO10B	<b>£907.92</b>
1830.1500.600	20 Hangers	FCCRDO20F	<b>£860.96</b>

Workbenches

Euroside

Cupboards

Lockers

Workstations

Cycle Parking

Smoking Shelters

Trucks & Trolleys

Canteen Furniture

Pallets

Barriers

Workbenches

Euroslide

Cupboards

Lockers

Workstations

Cycle Parking

Smoking Shelters

Trucks & Trolleys

Canteen Furniture

Pallets

Barriers

## Wall Mounted Hanging Garment Rail



- Durable rail with solid oak slats.
- Ideal when larger units are impractical.
- Supplied with 12 captive coat hangers.
- Wall fixings not supplied.
- Powder-coated Dark Grey frame.

### Wall Mounted - Hanging Garment Rail

Size H. W. D.	Code	Price
315.1500.300	FCHANGRLX	£408.42

## Wall Mounted Bench



- Durable bench with solid oak slats.
- Provides a practical solution where floor space is at a premium.
- Wall fixings not supplied.
- Powder-coated Dark Grey frame.

### Wall Mounted - Bench

Size W. D.	Code	Price
1500.300	FCWMTBENX	£371.42

## Single Bench Seat With Shoe Storage



- Single-depth unit.
- Supplied with shoe storage with capacity for 12 pairs of shoes.
- Powder-coated Dark Grey frame.

### Single Depth Bench - Shoe Storage

Size H. W. D.	Description	Code	Price
450.1500.300	Single Depth	FCBENSS3B	£508.04

## Double Bench Seat With Shoe Storage



- Double-depth unit.
- Supplied with shoe storage with capacity for 24 pairs of shoes.
- Powder-coated Dark Grey frame.

### Double Depth Bench - Shoe Storage

Size H. W. D.	Description	Code	Price
450.1500.600	Double Depth	FCBENS6B	£794.07

## Single Depth Bench - Standard



- Single-depth unit.
- Powder-coated Dark Grey frame.

### Single Depth Bench - Standard

Size H. W. D.	Option	Code	Price
450.1500.300	Standard Bench	FCBENSS3F	£402.73

## Single Depth Bench & Under Seat Tray



- Single-depth unit.
- Powder-coated Dark Grey frame.

### Single Depth Bench - Under Seat Tray

Size H. W. D.	Option	Code	Price
450.1500.300	Bench & Under Seat Tray	FCBENSS3T	£431.19

### Double Depth - Standard Bench



- Optional under-seat shoe storage available.
- Durable solid oak slatted seat.

#### Double Depth - Standard Bench

Size H. W. D.	Option	Code	Price
450.1500.600	Standard Bench	FCBENDS6F	<b>£496.65</b>

### Double Depth Bench & Under Seat Tray



- Optional under-seat shoe storage available.
- Durable solid oak slatted seat.

#### Double Depth - Bench & Under-Seat Tray

Size H. W. D.	Option	Code	Price
450.1500.600	Bench & Under-Seat Tray	FCBENDS6T	<b>£637.53</b>

### Wall Mounted Coat Rails - 6 Hooks



- Durable solid oak coat rail.
- Fitted with 6 double aluminium hooks.
- Supplied with key hole fixing plate.

#### Wall Mounted Coat Rails - 6 Hooks

Width	Hooks	Code	Price
1200	6	FCHKRL12X	<b>£93.92</b>

### Wall Mounted Coat Rails - 8 Hooks



- Durable solid oak coat rail.
- Fitted with 8 double aluminium hooks.
- Supplied with key hole fixing plate.

#### Wall Mounted Coat Rails - 8 Hooks

Width	Hooks	Code	Price
1800	8	FCHKRL18X	<b>£109.58</b>

### School Wall Mounted Coat Rails - 6 Hooks



- Durable solid oak coat rail.
- Fitted with 6 durable plastic coloured double hooks.
- Supplied with key hole fixing plate.

#### School Wall Mounted Coat Rails - 6 Hooks

Width	Hooks	Code	Price
1200	6	FCJNRL12XXXX	<b>£108.15</b>

### School Wall Mounted Coat Rails - 8 Hooks



- Durable solid oak coat rail.
- Fitted with 8 durable plastic coloured double hooks.
- Supplied with key hole fixing plate.

#### School Wall Mounted Coat Rails - 8 Hooks

Width	Hooks	Code	Price
1800	8	FCJNRL8XXXX	<b>£126.65</b>

Workbenches

Euroside

Cupboards

Lockers

Workstations

Cycle Parking

Smoking Shelters

Trucks & Trolleys


Canteen Furniture

Pallets



Barriers



- Workbenches
- Euroslide
- Cupboards
- Lockers**
- Workstations
- Cycle Parking
- Smoking Shelters
- Trucks & Trolleys
- Canteen Furniture
- Pallets
- Barriers



**£395** FROM **.61**



Our School Cloakroom Benches offer any primary school or nursery a fully-welded robust bench with an overall height of 1200mm. This range comes in either a single or double-depth bench with heavy-duty colourful plastic coat hooks, and hard-wearing 20mm solid oak slats providing durability throughout the bench.

- Fully-welded robust frames.
- Durable, hard-wearing 20mm solid oak slats.
- Bright and bold heavy-duty plastic hooks in a mix of colours.
- Powder-coated framework in a range of vibrant colours with Germ Guard Active Technology anti-bacterial paint.
- Adjustable feet for easy levelling.

**School Single-Depth Island Bench** - Overall Height 1200mm / Seat Height 450mm

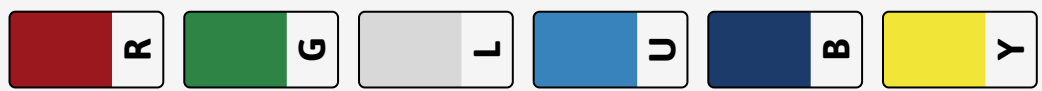
Size L. W. D.	Hooks	Code	Price
1200.1000.300	5	FCJUN121030	<b>£395.61</b>
1200.1500.300	8	FCJUN121530	<b>£451.11</b>
1200.2000.300	12	FCJUN122030	<b>£597.69</b>

**School Double-Depth Island Bench** - Overall Height 1200mm / Seat Height 450mm

Size H. W. D.	Hooks	Code	Price
1200.1000.600	10	FCJUN121060	<b>£601.96</b>
1200.1500.600	16	FCJUN121560	<b>£757.07</b>
1200.2000.600	24	FCJUN122060	<b>£1,018.92</b>

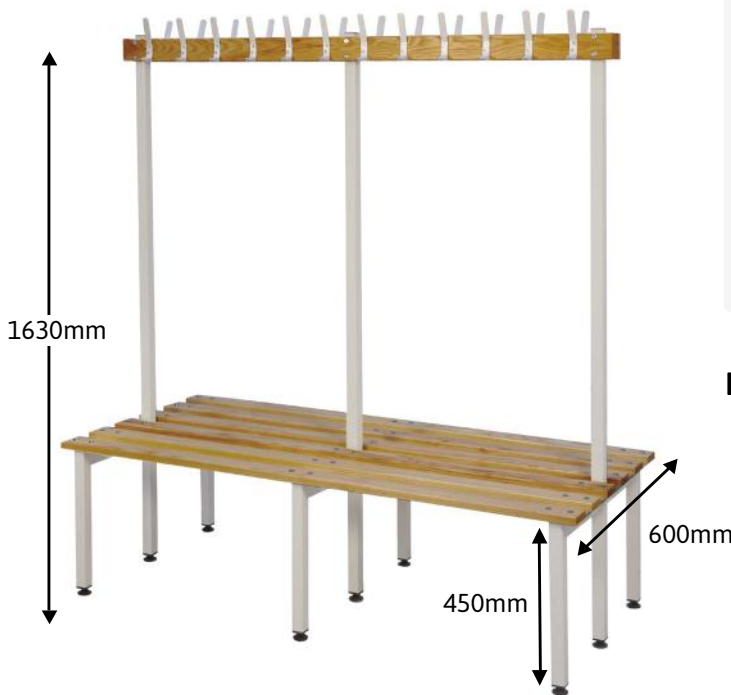
## Colour Options

Please add corresponding letters to the end of the code





### Island Benches



A robust and economic range of Cloakroom Furniture, with solid oak slats. Powder coated in colours to match or contrast your locker doors.

- Welded frames.
- 20mm solid oak slats.
- Powder coated with Germ Guard Active Technology paint.
- Adjustable feet for easy levelling.
- Fitted with aluminium hooks.

### Bench Seating



**Island Benches** - Overall Height 1630mm / Seat Height 450mm

Size H. W. D.	Single Unit	Price	Size H. W. D.	Double Unit	Price
1630.1000.300	FCSFP103045	£358.61	1630.1000.600	FCDFP106045	£520.84
1630.1500.300	FCSFP153045	£397.04	1630.1500.600	FCDFP156045	£654.61
1630.2000.300	FCSFP203045	£520.84	1630.2000.600	FCDFP206045	£870.92

**Bench Seating** - Seat Height 450mm

Size H. W. D.	Single Unit	Price	Size H. W. D.	Double Unit	Price
450.1000.300	FBSFP103045	£189.27	1630.1000.600	FBDFP106045	£328.73
450.1500.300	FBSFP153045	£230.54	1630.1500.600	FBDFP156045	£418.38
450.2000.300	FBSFP203045	£361.46	1630.2000.600	FBDFP206045	£570.65

### Colour Options

Please add corresponding letters to the end of the code



A range of lock options are available to suit the individual usage of our locker products. Please note that some locks may not be compatible with every locker design. Our sales department will be happy to assist with any enquiry regarding the compatibility of these lock options.

Workbenches

Euroslide

Cupboards

Lockers

Workstations

Cycle Parking

Smoking Shelters

Trucks & Trolleys

Canteen Furniture

Pallets

Barriers



## Lock Options

	Lock Type	Code	Price
A	QMP Mechanical Combination	L2COMLKA2800	POA
B	Digital Keypad	L2ELECOMBLCK	POA
C	Combination Padlock	L2UPROGCOMLK	£24.19
D	Cam Lock with 2 Keys	L2CAMLCKZZXX	£8.54
E	Swivel Latch	L2LATCHLOCKX	£8.54
F	Moisture Resistant Cam Lock	L2CAMLOCKWET	POA
G	Dual Pound Coin Return Lock	L2COINRT1XXX	£45.54
H	Dual Pound Coin Retain Lock	L2CNRETAIN1X	POA



## Locker Sloping Tops

Keep staff rooms and locker rooms neat and tidy by upgrading your lockers with a Sloping Top.

- Locker Sloping Tops discourage the placement of unwanted articles on top of the locker unit.
- Powder Coated Light Grey with Germ Guard Active Technology paint.
- Standard Sloping Top or Galvanised Sloping Tops available, ideal for areas with high levels of moisture such as shower rooms or areas where regular cleaning is required.
- Sloping tops can be specified at time of order or retro fitted later.

**Please Note: A rivet gun is required to install sloping tops.**



### Locker Sloping Tops - Dimensions/Codes

Height	To Fit	Powder Coated	Price	Galvanised & Powder Coated	Price
150	W. 300 D. 300	L2SLT3030LXX	<b>£12.81</b>	L2SLT3030LGV	<b>£12.81</b>
	W. 300 D. 450	L2SLT3045LXX	<b>£14.23</b>	L2SLT3045LGV	<b>£15.65</b>
	W. 380 D. 380	L2SLT3838LXX	<b>£15.65</b>	L2SLT3838LGV	<b>£15.65</b>
	W. 450 D. 450	L2SLT4545LXX	<b>£18.50</b>	L2SLT4545LGV	<b>£19.92</b>

## Locker Stands

Locker Stands raise the height of locker nests by 150mm.

- Locker stands promote cleanliness and hygiene levels by allowing access to floor for cleaning.
- Fitted with adjustable feet making them ideal for nesting lockers on uneven floors.
- Up to 6 sizes available to suit your locker room configuration.
- Powder Coated Light Grey with Germ Guard Active Technology paint.
- Standard or Splash Locker Stands available, ideal for areas with high levels of moisture such as shower rooms or areas where regular cleaning is required.



### Locker Stands

To Suit	Configuration (To Fit)	H.W.D	Code	Price:
300.300	1 Locker	150.300.300	L2ST153030LX	<b>£25.62</b>
	2 Lockers	150.600.300	L2ST156030LX	<b>£31.31</b>
	3 Lockers	150.900.300	L2ST159030LX	<b>£38.42</b>
	4 Lockers	150.1200.300	L2ST151230LX	<b>£48.38</b>
	5 Lockers	150.1500.300	L2ST151530LX	<b>£64.04</b>
	6 Lockers	150.1800.300	L2ST151830LX	<b>£71.15</b>
300.450	1 Locker	150.300.450	L2ST153045LX	<b>£25.62</b>
	2 Lockers	150.600.450	L2ST156045LX	<b>£31.31</b>
	3 Lockers	150.900.450	L2ST159045LX	<b>£38.42</b>
	4 Lockers	150.1200.450	L2ST151245LX	<b>£48.38</b>
	5 Lockers	150.1500.450	L2ST151545LX	<b>£64.04</b>
	6 Lockers	150.1800.450	L2ST151845LX	<b>£71.15</b>
380.380	1 Locker	150.380.380	L2ST153838LX	<b>£27.04</b>
	2 Lockers	150.750.380	L2ST157638LX	<b>£34.15</b>
	3 Lockers	150.1140.380	L2ST151138LX	<b>£52.65</b>
	4 Lockers	150.1520.380	L2ST151538LX	<b>£66.88</b>
450.450	1 Locker	150.450.450	L2ST154545LX	<b>£29.88</b>
	2 Lockers	150.900.450	L2ST159045LX	<b>£38.42</b>
	3 Lockers	150.1350.450	L2ST151345LX	<b>£55.50</b>
	4 Lockers	150.1800.450	L2ST151844LX	<b>£72.58</b>

### Splash Locker Stands

To Suit	Configuration (To Fit)	H.W.D	Code	Price:
300.300	1 Locker	150.300.300	L2ST153030LG	<b>£41.27</b>
	2 Lockers	150.600.300	LTST156030LG	<b>£46.96</b>
	3 Lockers	150.900.300	LTST159030LG	<b>£52.65</b>
	4 Lockers	150.1200.300	LTST151230LG	<b>£62.62</b>
	5 Lockers	150.1500.300	LTST151530LG	<b>£78.27</b>
	6 Lockers	150.1800.300	LTST151830LG	<b>£86.81</b>
300.450	1 Locker	150.300.450	L2ST153045LG	<b>£41.27</b>
	2 Lockers	150.600.450	L2ST156045LG	<b>£46.96</b>
	3 Lockers	150.900.450	L2ST159045LG	<b>£52.65</b>
	4 Lockers	150.1200.450	L2ST151245LG	<b>£62.62</b>
	5 Lockers	150.1500.450	L2ST151545LG	<b>£78.27</b>
	6 Lockers	150.1800.450	L2ST151845LG	<b>£86.81</b>
380.380	1 Locker	150.380.380	L2ST153838LG	<b>£42.69</b>
	2 Lockers	150.750.380	L2ST157638LG	<b>£49.81</b>
	3 Lockers	150.1140.380	L2ST151138LG	<b>£66.88</b>
	4 Lockers	150.1520.380	L2ST151538LG	<b>£82.54</b>
450.450	1 Locker	150.450.450	L2ST154545LG	<b>£45.54</b>
	2 Lockers	150.900.450	L2ST159045LG	<b>£52.65</b>
	3 Lockers	150.1350.450	L2ST151345LG	<b>£71.15</b>
	4 Lockers	150.1800.450	L2ST151844LG	<b>£74.00</b>


Workbenches  
Euroslide  
Cupboards  
**Lockers**  
Workstations  
Cycle Parking  
Smoking Shelters  
Trucks & Trolleys  
Canteen Furniture  
Pallets  
Barriers



	Type	To Fit	Powder Coated	Price
A	Coat Hook	-	L2COATHOZZXX	<b>£4.27</b>
B	Coat Hook & Rail	-	L2COATRLZZXX	<b>£8.54</b>
C	Vertical Divider	D. 300	CVD/30	<b>£35.58</b>
		D. 380	CVD/38	<b>£44.12</b>
		D. 450	CVD/46	<b>£49.81</b>



	Type	To Fit	Code	Price
D	Additional Locker Shelves	W. 300 D. 300	L2LS30301LXX	<b>£15.65</b>
		W. 300 D. 450	L2LS30451LXX	<b>£18.50</b>
		W. 380 D. 380	L2LS38381LXX	<b>£18.50</b>
		W. 450 D. 450	L2LS45451LXX	<b>£22.77</b>
E	Perforated Shelf	-	PS	<b>POA</b>
F	Perforated Base	-	PB	<b>POA</b>
G	Number Plates - Self Adhesive Batch of 50	-	LNP	<b>£130.92</b>



	Type	300mm	Price	600mm	Price:	900mm	Price	1200mm	Price	1500mm	Price	1800mm	Price
H	Skirted Electric Heater	-	-	SLS/600	<b>£189.27</b>	SLS/900	<b>£202.08</b>	SLS/1200	<b>£239.08</b>	SLS/1500	<b>£281.77</b>	SLS/1800	<b>£315.92</b>
I	Combi Seat and Stand	L2SE333030LX	<b>£83.96</b>	L2SE336030LX	<b>£92.50</b>	L2SE339030LX	<b>£108.15</b>	L2SE331230LX	<b>£125.23</b>	L2SE331530LX	<b>£193.54</b>	L2SE331830LX	<b>£230.54</b>
J	Locker Seat	LSS/300	<b>£108.15</b>	LSS/600	<b>£123.81</b>	LSS/900	<b>£146.58</b>	LSS/1200	<b>£172.19</b>	LSS/1500	<b>£257.58</b>	LSS/1800	<b>£301.69</b>

# WORKSTATIONS

- 162 Team Leader Workstations
- 165 Flat & Sloping Top Workstations
- 166 Computer Workstations



Workbenches

Euroslide

Cupboards

Lockers

Workstations

Cycle Parking

Smoking Shelters

Trucks & Trolleys

Canteen Furniture

Pallets

Barriers



- Workbenches
- Euroslide
- Cupboards
- Lockers
- Workstations
- Cycle Parking
- Smoking Shelters
- Trucks & Trolleys
- Canteen Furniture
- Pallets
- Barriers



**5 DAY DELIVERY**

**£324.46 FROM**

**BEST SELLER**

Team Leader Workstation shown with Dark Blue Triple Drawer & Cupboard Unit.

A range of robustly constructed Workstations designed for Team Leaders, Supervisors or Line Managers. Fully-welded steel framework ideal for tough environments, with a range of accessories for both above and below the workstation. The compact design recognises the pressure on factory workspace but still allows the Team Leader to have a workstation with everything they need. Colour coordinated range of tops for area segregation are available.

- Two depths available, 460mm and 600mm.
- Full range of accessories.
- Sloping and Flat Top versions available.
- Fully-welded robust frame.
- Ideal for standing at to improve health and fitness, but can be used in conjunction with an industrial stool or chair.
- Order quantities may apply, please speak to the sales team.
- 5-day delivery available on Dark Blue cupboard doors only.



**Team Leader Workstation - Sloping Top**

Description	Size H.W.D.	Code	Price
Sloping Top	1060.1000.460	<b>TL51010461LX</b>	<b>£324.46</b>
Sloping Top	1060.1000.600	<b>TL51010601LX</b>	<b>£342.96</b>

**Team Leader Workstation - Flat Top**

Description	Size H.W.D.	Code	Price
Flat Top	920.1000.460	<b>TLF9210461LX</b>	<b>£324.46</b>
Flat Top	920.1000.600	<b>TLF9210601LX</b>	<b>£342.96</b>



**5 DAY DELIVERY**

### Team Leader Workstation - Single Drawer

Description	Size H.W.D.	Code	Price
Sloping Top	1060.1000.460	<b>TLS1010462LX</b>	<b>£542.19</b>
Sloping Top	1060.1000.600	<b>TLS1010602LX</b>	<b>£560.69</b>
Flat Top	920.1000.460	<b>TLF9210462LX</b>	<b>£542.19</b>
Flat Top	920.1000.600	<b>TLF9210602LX</b>	<b>£560.69</b>

### Team Leader Workstation - Two Single Drawers

Description	Size H.W.D.	Code	Price
Sloping Top	1060.1000.460	<b>TLS1010463LX</b>	<b>£759.92</b>
Sloping Top	1060.1000.600	<b>TLS1010603LX</b>	<b>£778.42</b>
Flat Top	920.1000.460	<b>TLF9210463LX</b>	<b>£759.92</b>
Flat Top	920.1000.600	<b>TLF9210603LX</b>	<b>£778.42</b>



**5 DAY DELIVERY**

### Team Leader Workstation - Cupboard

Description	Size H.W.D.	Code	Price
Sloping Top	1060.1000.460	<b>TLS1010464LX</b>	<b>£519.42</b>
Sloping Top	1060.1000.600	<b>TLS1010604LX</b>	<b>£572.07</b>
Flat Top	920.1000.460	<b>TLF9210464LX</b>	<b>£519.42</b>
Flat Top	920.1000.600	<b>TLF9210604LX</b>	<b>£572.07</b>

### Team Leader Workstation - Single Drawer & Cupboard

Description	Size H.W.D.	Code	Price
Sloping Top	1060.1000.460	<b>TLS1010465LX</b>	<b>£737.15</b>
Sloping Top	1060.1000.600	<b>TLS1010605LX</b>	<b>£755.65</b>
Flat Top	920.1000.460	<b>TLF9210465LX</b>	<b>£737.15</b>
Flat Top	920.1000.600	<b>TLF9210605LX</b>	<b>£755.65</b>

Workbenches

Euroside

Cupboards

Lockers

Workstations

Cycle Parking

Smoking Shelters

Trucks & Trolleys

Canteen Furniture

Pallets

Barriers

Workbenches  
Euroslide  
Cupboards  
Lockers  
Workstations  
Cycle Parking  
Smoking Shelters  
Trucks & Trolleys  
Canteen Furniture  
Pallets  
Barriers



**5 DAY DELIVERY**

### Team Leader Workstation - Triple Drawer

Description	Size H.W.D.	Code	Price
Sloping Top	1060.1000.460	<b>TLS1010466LX</b>	<b>£738.57</b>
Sloping Top	1060.1000.600	<b>TLS1010606LX</b>	<b>£755.65</b>
Flat Top	920.1000.460	<b>TLF9210466LX</b>	<b>£738.57</b>
Flat Top	920.1000.600	<b>TLF9210606LX</b>	<b>£755.65</b>

### Team Leader Workstation - Triple Drawer & Single Drawer

Description	Size H.W.D.	Code	Price
Sloping Top	1060.1000.460	<b>TLS1010467LX</b>	<b>£956.30</b>
Sloping Top	1060.1000.600	<b>TLS1010607LX</b>	<b>£974.80</b>
Flat Top	920.1000.460	<b>TLF9210467LX</b>	<b>£956.30</b>
Flat Top	920.1000.600	<b>TLF9210607LX</b>	<b>£974.80</b>



**5 DAY DELIVERY**

### Team Leader Workstation - Double Cupboard

Description	Size H.W.D.	Code	Price
Sloping Top	1060.1000.460	<b>TLS1010468LX</b>	<b>£653.19</b>
Sloping Top	1060.1000.600	<b>TLS1010608LX</b>	<b>£670.27</b>
Flat Top	920.1000.460	<b>TLF9210468LX</b>	<b>£653.19</b>
Flat Top	920.1000.600	<b>TLF9210608LX</b>	<b>£670.27</b>

### Team Leader Workstation - Triple Drawer & Cupboard

Description	Size H.W.D.	Code	Price
Sloping Top	1060.1000.460	<b>TLS1010469LX</b>	<b>£933.53</b>
Sloping Top	1060.1000.600	<b>TLS1010609LX</b>	<b>£952.03</b>
Flat Top	920.1000.460	<b>TLF9210469LX</b>	<b>£933.53</b>
Flat Top	920.1000.600	<b>TLF9210609LX</b>	<b>£952.03</b>

## Drawer & Cupboard Colour Options

Please add corresponding letters to the end of the code







• Supplied with 2 shelves as standard.

- Ideal for paperwork based environments including goods inwards, dispatch and assembly areas.
- Available with cupboard or open shelves.
- Fitted with lockable storage drawer and two powder-coated adjustable shelves.
- Accessories available including backboard, tool clips, extra shelves, mobile bases and ringbinder holder.
- Sloping top available for ease of use as a writing station.
- Available with various drawer options including, single drawer, double drawer and double length drawer.
- Other colours available, minimum order quantity applies.

### Colour Options

Please add corresponding letters to the end of the code



### Drawer & Shelf Workstation

Description	Size H.W.D.	Code	Price
Sloping Top	1100.920.450	DW119245DS	<b>£569.23</b>
Flat Top	980.920.450	DW989245DS	<b>£532.23</b>



• Supplied with 2 shelves as standard.



• Supplied with 2 shelves as standard.

### Double Drawer Workstation

Description	Size H.W.D.	Code	Price
Sloping Top	1100.920.450	DW119245DD	<b>£720.07</b>
Flat Top	980.920.450	DW989245DD	<b>£683.07</b>

### Single Drawer Workstation

Description	Size H.W.D.	Code	Price
Sloping Top	1100.920.450	DW119245SD	<b>£851.00</b>
Flat Top	980.920.450	DW989245SD	<b>£814.00</b>

## Workstation Accessories

### Team Leader Workstation - Drawer & Cupboard Options

Description	Size H.W.D.	Code	Price
Single Drawer	220.420.420	BEDR04021	<b>£251.88</b>
Triple Drawer	435.420.420	BEDR04043	<b>£478.15</b>
Cupboard Unit	435.420.420	BEUC04041	<b>£226.27</b>
Double Cupboard Unit	570.850.450	CG8557451	<b>£340.11</b>

### Team Leader Workstation - Accessories

Description	Code	Price
760mm Rear Support Posts	BESP760SXXX	<b>£108.15</b>
1180mm Rear Support Posts	BESP1180SXXX	<b>£130.92</b>
Upper Shelf 300mm Laminate for 1000mm desk	BEUS1000PXXX	<b>£139.46</b>
Shelf Backstop for 1000mm desk	BESB1000XLXX	<b>£39.85</b>
Louved Back Panel for 1000mm desk (Light Grey)	BELO4810IXXX	<b>£190.69</b>
Pin Board attachment (for Louved Back Panel)	BENP3037XXXX	<b>£69.73</b>
Magnetic Back Panel (Light Grey)	MGBACKBDXXX	<b>£132.35</b>
Tool Panel (Light Grey)	BELO4810ALSH	<b>£190.69</b>

### Standard Workstation - Accessories

Description	Code	Price
Backboard - Single Magnetic	DKBACKSMAGXX	<b>£138.04</b>
Backboard - Single Peg Board	DKBACKSPEGXX	<b>£170.77</b>
Backboard - Double Magnet & Peg	DKBACKBDXXXX	<b>£219.15</b>
Tool Clip Kit (Pack Of 6)	BETCLIPSXXXX	<b>£35.58</b>
Magnetic Pins (Pack Of 6)	DKMAGPINQXXX	<b>£39.85</b>
Double Width Mobile Base With Castors	DKCASTORXXXX	<b>£103.88</b>
Extra Shelf - Single Width	ITWFSSHELF48	<b>£35.58</b>
Extra Shelf - Double Width	ITWFDSHELF90	<b>£59.77</b>
Ring Binder Holder - Double Width	ITWRHOLDER82	<b>£310.23</b>



- Workbenches
- Euroslide
- Cupboards
- Lockers
- Workstations
- Cycle Parking
- Smoking Shelters
- Trucks & Trolleys
- Canteen Furniture
- Pallets
- Barriers



**£532.23** FROM

• Supplied with 2 shelves as standard.

- Ideal for storing IT equipment in industrial workplace environments.
- Open drawer for easy access to keyboard.
- Provides security and protection for computer systems in the workplace.
- All-in-one storage for industrial computer workstations.
- Accessories available including, monitor unit, pull out shelf, internal drawer, extra shelf, sloping top and ringbinder holder.
- Other colours available, minimum order quantity applies.

### Single Width Flat Top Computer Workstations

Description	Size H.W.D.	Code	Price
Including Monitor Holder	1580.600.450	ITSM986045	<b>£660.30</b>
Without Monitor Holder	980.600.450	ITWS986045	<b>£532.23</b>

### Double Width Flat Top Computer Workstations


Description	Size H.W.D.	Code	Price
Including Monitor Holder	1580.920.450	ITDM989245	<b>£851.00</b>
Without Monitor Holder	980.920.450	ITWD989245	<b>£707.27</b>

### Sloping Top - To Fit Workstation

Size W.D.	Code	Price
320.450	ITSLOPT3245X	<b>£62.62</b>

## Colour Options

Please add corresponding letters to the end of the code



## Single/Double Workstation Accessories



Drawer - Single Width		
Size H.W.D.	Code	Price
80.420.400	ITWDRWRS42	<b>£152.27</b>



Fixed Shelf - Single Width		
Size H.W.D.	Code	Price
25.480.400	ITWFSSHELF48	<b>£35.58</b>



Pull Out Shelf - Single Width		
Size H.W.D.	Code	Price
45.420.400	ITWPSSHELF42	<b>£108.15</b>

Drawer - Double Width		
Size H.W.D.	Code	Price
80.840.400	ITWDRWRD84	<b>£194.96</b>

Fixed Shelf - Double Width		
Size H.W.D.	Code	Price
25.900.400	ITWFDSHELF90	<b>£59.77</b>

Pull Out Shelf - Double Width		
Size H.W.D.	Code	Price
45.840.400	ITWPDSHELF84	<b>£152.27</b>

### Computer Workstation - Accessories

Description	Code	Price
Backboard - Single Magnetic	DKBACKSMAGXX	<b>£138.04</b>
Backboard - Single Peg Board	DKBACKSPGXX	<b>£170.77</b>
Backboard - Double Magnet & Peg	DKBACKBDXXXX	<b>£219.15</b>
Tool Clip Kit (Pack Of 6)	BETCLIPXXXX	<b>£35.58</b>
Magnetic Pins (Pack Of 6)	DKMAGPINQXXX	<b>£39.85</b>
Mobile Base With Castors - To Suit Double Width Workstation	DKCASTORXXXX	<b>£103.88</b>
Ring Binder Holder - Double Width	ITWRHOLDER82	<b>£310.23</b>



# CYCLE PARKING

**168** Premier Cycle Shelters

**169** Dudley Cycle Shelters

**170** Kenilworth Cycle Shelters

**171** Traditional Cycle Shelters

**172** Compound Cycle Shelters

**173** Wall Mounted Cycle Shelters

**174** Traditional Cycle Racks

**174** Scooter Racks

**175** Sheffield Cycle Loops & Racks

**176** Cost Saver Cycle Racks



Workbenches

Euroslide

Cupboards

Lockers

Workstations

Cycle Parking

Smoking Shelters

Trucks & Trolleys

Canteen Furniture

Pallets

Barriers





Comes complete with twin-level integrated bike rack.


The Premier Cycle Shelter has a more curved, contemporary design intended to blend into both traditional and modern environments, providing tidy and secure storage of cycles on any site.

- Choice of perspex or powder-coated steel side & back panels.
- Adjustable feet for on-site positioning.
- Parabolts for surface mounting included. Must be bolted to 250mm thick concrete for stability.
- Comes complete with twin-level integrated bike rack for 8 bikes.
- Powder-coated finish with a range of colours available.
- When ordering extension frame, please refer to colour code at bottom right of the page.
- On-site installation available - please speak to sales.




### Shelter Colour Options

Please add corresponding letters to the end of the code



### Extension Colour Options

Please add corresponding letters to the end of the code



Premier Cycle Shelter - Clear Perspex Sides			
Size H.W.D.	Code	Initial	Extension
2320.3000.2100	SC223021X	£4,782.04	£4,358.84

Premier Cycle Shelter - Perforated Steel Sides			
Size H.W.D.	Code	Initial	Extension
2320.3000.2100	SC223021P	£4,306.65	£3,996.31





If sited within 5 miles of the coast, we strongly recommend an additional weather treatment for the steel work. This is available for a modest additional charge.

The Dudley Cycle Shelter combines contemporary design with a competitive price. This Shelter is available with a perspex roof and optional end panels in a galvanised and powder-coated finish.

- Leg frames can either be bolted to the floor or grouted into the ground.
- Designed for use with our Sheffield Loops and Racks, please see page 175.
- Initial shelters can be linked side by side to form longer runs.
- Adjustable feet for on-site positioning.
- Supplied with a 4mm PETG perspex roof.
- Available in galvanised or galvanised and powder-coated finish.
- Optional perspex end panels available.



Sheffield Loops also available, please see Page 175.

## Colour Options

Please add corresponding letters to the end of the code



### Dudley Cycle Shelter - Dimensions/Codes

Height x Depth	Width	End Panel Options	Galvanised	Price	Galvanised & Powder Coated	Price
2230mm high 2150mm deep	2000	Without Perspex	SCDUD2020VXX	<b>£1,962.19</b>	SCDUD2020JX	<b>£2,214.69</b>
	4000		SCDUD4020VXX	<b>£2,355.75</b>	SCDUD4020JX	<b>£2,649.16</b>
	2000	With Perspex	SCDUD2020VPX	<b>£2,382.55</b>	SCDUD2020JP	<b>£2,635.06</b>
	4000		SCDUD4020VPX	<b>£2,776.12</b>	SCDUD4020JP	<b>£3,069.53</b>





Kenilworth Shelter shown with 4 optional Sheffield Loops.

If sited within 5 miles of the coast, we strongly recommend an additional weather treatment for the steel work. This is available for a modest additional charge.


The Kenilworth is an attractive, curved cycle shelter, popular with schools and colleges and offers floor to roof level protection from the prevailing elements. This is a tough, robust structure with vandal resistant features.

- Powder-coated finish in a range of RAL colours - also available fully galvanised.
- Leg frames can either be bolted to the floor or grouted into the ground.

- Designed for use with our Sheffield Loops and Racks, please see page 175.
- Initial shelters can be linked side by side to form longer runs.
- Supplied with a 5mm PETG perspex roof and sides.
- On site installation available - please speak to sales.

## Colour Options

Please add corresponding letters to the end of the code



### Kenilworth Cycle Shelter - Dimensions/Codes

Height x Depth	Width	Galvanised	Price	Powder Coated	Price
2230mm high 2150mm deep	2000	SCKN2020OVXX	£3,248.68	SCKN2020OJ	£3,248.68
	3000	SCKN3020OVXX	£3,557.61	SCKN3020OJ	£3,557.61
	4000	SCKN4020OVXX	£3,867.95	SCKN4020OJ	£3,867.95
	5000	SCKN5020OVXX	£4,176.87	SCKN5020OJ	£4,176.87





Traditional shelter shown with optional Traditional Rack.

If sited within 5 miles of the coast, we strongly recommend an additional weather treatment for the steel work. This is available for a modest additional charge.

The Traditional Cycle Shelter provides storage and security with a screened appearance for landscaped sites. Selected shelters can also be used for mixed parking of both cycles and motorcycles by fitting bike racks in one section.

- Robust all-weather construction.
- Choice of galvanised or powder-coated sheet steel side & back panels.

- Adjustable feet for on-site positioning.
- Parabolts for surface mounting included. Must be bolted to 250mm thick concrete for stability.
- Perforated panels are supplied powder coated in light grey as standard.
- Cycle racks sold separately, please see page 175.
- Site survey and erection service available.

## Shelter Colour Options

Please add corresponding letters to the end of the code



## Extension Colour Options

Please add corresponding letters to the end of the code



### Traditional Cycle Shelter - Galvanised Sides, Open Back

Size H.W.D.	Code	Initial	Extension
2180.2450.1900	SC211924G	£1,809.84	£1,567.21
2180.2450.2500	SC212524G	£1,965.01	£1,657.49
2180.3060.1900	SC211930G	£2,327.54	£2,172.37
2180.3060.2500	SC212530G	£2,525.03	£2,352.93

### Traditional Cycle Shelter - Perforated Sides, Open Back

Size H.W.D.	Code	Initial	Extension
2180.2450.1900	SC211924B	£2,582.86	£2,320.49
2180.2450.2500	SC212524B	£2,828.31	£2,515.15
2180.3060.1900	SC211930B	£3,114.67	£2,904.49
2180.3060.2500	SC212530B	£3,472.97	£3,188.02

### Traditional Cycle Shelter - Galvanised Sides, Closed Back

Size H.W.D.	Code	Initial	Extension
2180.2450.1900	SC211924K	£2,084.91	£1,784.45
2180.2450.2500	SC212524K	£2,210.46	£1,876.14
2180.3060.1900	SC211930K	£2,588.51	£2,314.84
2180.3060.2500	SC212530K	£2,790.23	£2,400.89

### Traditional Cycle Shelter - Perforated Sides, Closed Back

Size H.W.D.	Code	Initial	Extension
2180.2450.1900	SC211924C	£3,000.41	£2,673.14
2180.2450.2500	SC212524C	£3,231.75	£2,932.70
2180.3060.1900	SC211930C	£3,570.30	£3,310.75
2180.3060.2500	SC212530C	£3,948.35	£3,628.14



Workbenches

Euroslide

Cupboards

Lockers

Workstations

Cycle Parking

Smoking Shelters

Trucks & Trolleys

Canteen Furniture

Pallets

Barriers



Shown with security canopy.

If sited within 5 miles of the coast, we strongly recommend an additional weather treatment for the steel work. This is available for a modest additional charge.

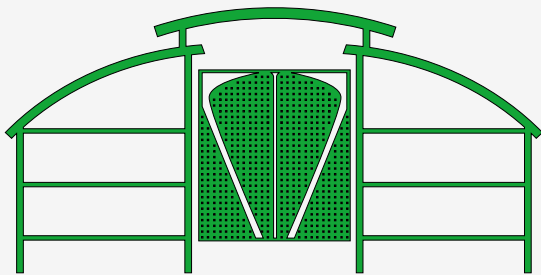
A stylish compound with facilities to house up to 48 bikes. Fitted with a curved roof, made from UV resistant opaque polycarbonate panels and optional central canopy for extra security and weather protection.

- Covered shelter for a minimum of 16 bikes - larger sizes available to accommodate numbers.
- Attractive gate with hasp to take padlock - Padlock not provided.
- Side panels made from tough clear perspex.

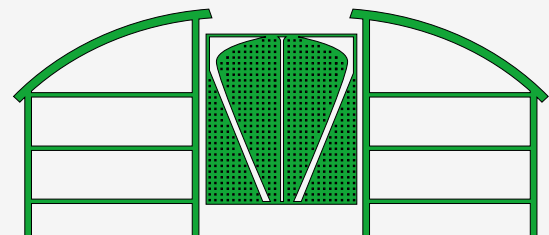
- Optional central security canopy.
- Comes complete with twin level bike racks.
- Must be bolted to 250mm thick concrete (fixings included).
- Powder-coated finish with a range of colour available.
- Delivered in knock-down form.
- On-site installation available - please speak to sales.

## Colour Options

Please add corresponding letters to the end of the code



Compound with lockable gate and security canopy



Compound with lockable gate

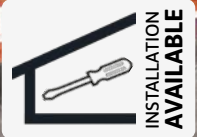
### Cycle Compound With Lockable Gate & Canopy - Dimensions/Codes

Size H.W.D.	Stores	Code	Price
2625.5500.3000	16 Bikes	SWC215530S2	<b>£11,265.29</b>
2625.5500.6000	32 Bikes	SWC215560S4	<b>£18,022.20</b>
2625.5500.9000	48 Bikes	SWC215590S6	<b>£24,371.44</b>

### Cycle Compound With Lockable Gate - Dimensions/Codes

Size H.W.D.	Stores	Code	Price
2325.5500.3000	16 Bikes	SWC215530G2	<b>£10,548.69</b>
2325.5500.6000	32 Bikes	SWC215560G4	<b>£16,587.59</b>
2325.5500.9000	48 Bikes	SWC215590G6	<b>£22,330.26</b>





If sited within 5 miles of the coast, we strongly recommend an additional weather treatment for the steel work. This is available for a modest additional charge.

A cost-effective means of storing up to 6 bikes undercover, without the need for extensive ground works. Apart from the two front supporting legs, all parts mount to a suitable brick or stone wall.

- Robust all-weather construction.
- Comes complete with 3 Sheffield Loops for storing up to 6 bikes.
- Supplied in kit form with easy-to-follow instructions for on-site assembly and installation.
- Parabolts for front support legs included. Must be bolted to 250mm thick concrete - wall fixings not included.



## Colour Options

Please add corresponding letters to the end of the code



### Wall Mounted Cycle Shelter - For 6 Bikes

Size H.W.D.	Code	Price
2270.3000.1900	SCW223019*1X	<b>£2,021.43</b>

### Wall Mounted Cycle Shelter Extension - For 6 Bikes

Size H.W.D.	Code	Price
2270.3000.1900	SCW223019*1E	<b>£1,915.63</b>



A sturdy twin-level rack designed to fit in a Traditional Cycle Shelter - see page 171. Up to 8 bikes can be stored by bars that grip the bike wheels.

- Made from tubular steel.
- Simply bolts to floor.
- Fully-welded - no assembly required.
- Suitable for use in a Traditional Shelter.
- Secure storage for up to 8 bikes.
- Powder coated dark Grey.



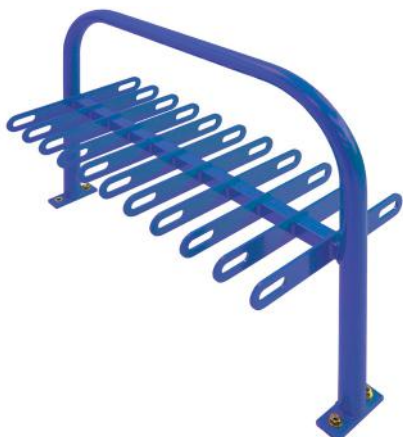
### Traditional Cycle Racks - Dimensions/Codes

Size H.W.D.	Stores	Code	Price
935.1750.600	6 Bikes	SRTRADCR6KXX	<b>£396.39</b>
935.2350.600	8 Bikes	SRTRADCR8KXX	<b>£495.13</b>

## Scooter Racks

Stylish, robust and simple to use design. These racks are available in dark blue and are popular in schools and public places where security could be a concern.

- Powder coated Dark Blue.
- Galvanised finish also available - please speak to sales.
- Supplied with floor bolts for concrete fixing.
- Single and double-sided option available.



### Scooter Racks - Dimensions/Codes

Size H.W.	Description	Stores	Code	Price
800.1050	Single-Sided	10	SCOO18010BXX	<b>£500.77</b>
800.1050	Double-Sided	20	SCOO28010BXX	<b>£610.80</b>



**All RED product codes are available on 5-Day Delivery**



Our range of Sheffield Loops are a classic design which allows the bicycle wheel and frame to be locked securely onto the stand by the user's own lock.

- Grouted loops are provided with 250mm length below ground as standard; longer lengths can be provided on request.
- Available as galvanised or galvanised and powder coated to

any RAL colour - Non standard colours available at additional cost.

- Adult loops are 800mm high x 715mm wide.
- Junior loops are 600mm high x 715mm wide.
- Sheffield loops can be surface mounted or grouted underground.
- Order quantities may apply, please speak to sales.

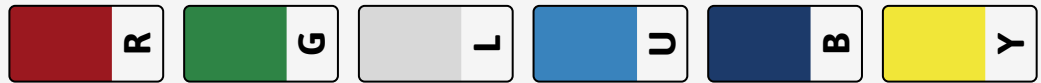
**Sheffield Cycle Loops - Dimensions/Codes**

Size	Mount Options	Galvanised	Price	Galvanised & Powder Coated	Price
Adult	Floor Mounted	<b>SRSHL8071FVX</b>	<b>£100.15</b>	SRSHL8071FJ	<b>£124.14</b>
	Grouted	<b>SRSHL1071GVX</b>	<b>£100.15</b>	SRSHL1071GJ	<b>£124.14</b>
Junior	Floor Mounted	SRSHL6071FVX	<b>£100.15</b>	SRSHL6071FJ	<b>£124.14</b>
	Grouted	SRSHL8571GVX	<b>£100.15</b>	SRSHL8571GJ	<b>£124.14</b>



**Colour Options**

Please add corresponding letters to the end of the code



**Sheffield Cycle Racks**



**All RED product codes are available on 5-Day Delivery**



Sheffield Racks provide secure parking for anything from 4 bikes upwards. Toast Racks are a popular purchase for use with our range of cycle shelters and compounds.

- Racks comprised of two or more Sheffield Loops.
- Units of five or more loops are available as galvanised only.

- Two to five loop units available as either galvanised or galvanised and powder coated.
- Sheffield racks are available using either Sheffield Adult or Junior Loops.
- Order quantities may apply, please speak to sales.


**Sheffield Cycle Racks - Dimensions/Codes**

Size	Loops	Galvanised	Price	Galvanised & Powder Coated	Price
Adult	2	<b>SRSHT80712VX</b>	<b>£387.92</b>	SRSHT80712J	<b>£387.92</b>
	3	<b>SRSHT80713VX</b>	<b>£582.59</b>	SRSHT80713J	<b>£582.59</b>
	4	<b>SRSHT80714VX</b>	<b>£777.26</b>	SRSHT80714J	<b>£777.26</b>
	5	<b>SRSHT80715VX</b>	<b>£971.92</b>	SRSHT80715J	<b>£971.92</b>
Junior	2	SRSHT60712VX	<b>£387.92</b>	SRSHT60712J	<b>£387.92</b>
	3	SRSHT60713VX	<b>£582.59</b>	SRSHT60713J	<b>£582.59</b>
	4	SRSHT60714VX	<b>£777.26</b>	SRSHT60714J	<b>£777.26</b>
	5	SRSHT60715VX	<b>£971.92</b>	SRSHT60715J	<b>£971.92</b>

Workbenches  
Euroslide  
Cupboards  
Lockers  
Workstations  
Cycle Parking  
Smoking Shelters  
Trucks & Trolleys  
Canteen Furniture  
Pallets  
Barriers



- Workbenches
- Euroslide
- Cupboards
- Lockers
- Workstations
- Cycle Parking
- Smoking Shelters
- Trucks & Trolleys
- Canteen Furniture
- Pallets
- Barriers



## Wall Mounted

These cost-effective cycle racks for one bike are available in three designs with a choice of 90° or 60° angle to the wall.



- Fully-welded construction.
- Made from mild steel.
- Choice of 90° or 60° angles.
- Powder-coated exterior grade black.
- Order quantities may apply, please speak to the sales team.

### Wall Mounted Cost Saver Bike Racks - H.400 x W.100 x D.260

Angle	Code	Price
90 Degrees	<b>SRCSM904011A</b>	<b>£55.01</b>
60 Degrees	<b>SRCSM604011A</b>	<b>£55.01</b>

## Floor Mounted

These cost-effective cycle racks for one or two bikes are available for floor mounting onto concrete.



### Double-Sided - H.560 x W.570 x D.120

Angle	Code	Price
2 Bikes	<b>SRCSFM25656A</b>	<b>£110.03</b>



### Single-Sided - H.560 x W.310 x D.120

Capacity	Code	Price
1 Bike	<b>SRCSFM15631A</b>	<b>£77.58</b>



# SMOKING SHELTERS

**178** Premier Smoking Shelters

**179** Traditional Smoking Shelters

**180** Wall Mounted Smoking Shelters

**181** Smoking Canopies

**182** Smoking Shelter Accessories



Workbenches

Euroslide

Cupboards

Lockers

Workstations

Cycle Parking

Smoking Shelters


Trucks & Trolleys

Canteen Furniture

Pallets

Barriers





Premier shelter shown with clear perspex sides.

If sited within 5 miles of the coast, we strongly recommend an additional weather treatment for the steel work. This is available for a modest additional charge.

The Premier Smoking Shelter has a curved roof made from translucent polycarbonate panels, giving up to 97% UV protection. The contemporary design enables employers to provide a modern and aesthetically pleasing smoking area away from main entrances and exits.

- Robust all-weather construction.
- Choice of clear perspex or powder-coated steel perforated side & back panels.
- Adjustable feet for on-site positioning.
- More than 50% open area to allow rapid dispersal of cigarette fumes.
- Suitable for up to 9 people.
- Parabolts for surface mounting included. Must be bolted to 250mm thick concrete for stability.
- Frame-mounted seats available - Please see page 182.
- Site survey and installation service available.



Premier shelter shown with perforated steel sides.

## Colour Options

Please add corresponding letters to the end of the code



Premier Smoking Shelters - Perforated Steel Sides			
Size H.W.D.	Capacity	Code	Price
2320.3000.2100	9 People	SS223021P	£5,502.87

Premier Smoking Shelters - Clear Perspex Sides			
Size H.W.D.	Capacity	Code	Price
2320.3000.2100	9 People	SS223021X	£5,993.76





Traditional shelter shown with optional bench seating and smoking bin.

If sited within 5 miles of the coast, we strongly recommend an additional weather treatment for the steel work. This is available for a modest additional charge.

Legislation throughout the UK banning smoking in public places including the workplace has resulted in employers adopting new codes of practice to accommodate smokers. These shelters enable employers and establishments to create a designated smoking area away from main entrances and exits.

- Robust all-weather construction.
- 6mm clear perspex sides with choice of perforated steel or perspex back.
- Adjustable feet for on-site positioning.
- More than 50% open area to allow rapid dispersal of cigarette fumes.
- Smaller shelters suitable for up to 9 people, larger shelters for up to 12 people.
- Parabolts for surface mounting included. Must be bolted to 250mm thick concrete for stability.



Traditional shelter with extension P.O.A

**Colour Options**



### Traditional Smoking Shelters - Perforated Steel Back

Size H.W.D.	Capacity	Code	Price
2180.2450.1900	7 People	SS212419P	<b>£4,245.99</b>
2180.2450.2500	9 People	SS212425P	<b>£5,000.68</b>
2180.3060.1900	9 People	SS213019P	<b>£4,800.37</b>
2180.3060.2500	12 People	SS213025P	<b>£6,392.97</b>

### Traditional Smoking Shelters - Clear Perspex Back

Size H.W.D.	Capacity	Code	Price
2180.2450.1900	7 People	SS212419X	<b>£4,566.21</b>
2180.2450.2500	9 People	SS212425X	<b>£5,374.50</b>
2180.3060.1900	9 People	SS213019X	<b>£5,168.55</b>
2180.3060.2500	12 People	SS213025X	<b>£6,797.82</b>



- Workbenches
- Euroslide
- Cupboards
- Lockers
- Workstations
- Cycle Parking
- Smoking Shelters**
- Trucks & Trolleys
- Canteen Furniture
- Pallets
- Barriers



If sited within 5 miles of the coast, we strongly recommend an additional weather treatment for the steel work. This is available for a modest additional charge.

Aimed at locations where space is at a premium, this shelter provides cover for up to 8 smokers.

- Robust all-weather construction.
- Greater than 50% open.
- Translucent polycarbonate roof provides up to 97% UV protection.
- Fixes to a suitable wall on one side (fixings not included) with supporting legs bolted to floor (Parabolts included). Must be bolted to 250mm thick concrete for stability.
- Site survey and erection service available.

## Large Wall Mounted Smoking Shelter

Size H.W.D.	Capacity	Code	Price
2270.3000.1900	8 People	SS241930CWM	£1,599.65

## Colour Options

Please add corresponding letters to the end of the code





**5 DAY**  
DELIVERY

**BEST** SELLER

If sited within 5 miles of the coast, we strongly recommend an additional weather treatment for the steel work. This is available for a modest additional charge.



Aimed at helping smaller companies comply with legislation governing smoking at work, this shelter provides cover for up to 3 smokers.

- Robust all-weather construction.
- Greater than 50% open.
- Translucent polycarbonate roof provides up to 97% UV protection.
- Simply bolts to a suitable wall (fixings not included).
- Order quantities may apply, please speak to sales.
- Site survey and erection service available.

### Small Wall Mounted Smoking Shelter

Size H.W.D.	Capacity	Code	Price
1000.2000.1100	3 People	<b>SS102011WM2</b>	<b>£959.23</b>

### Colour Options

Please add corresponding letters to the end of the code







## Smoking Bins

### A. Smokers Pole

Size H.D.	Colour	Code	Price
1041.324	Black	SMOKEPOLEBXX	<b>£191.85</b>
1041.324	Silver	SMOKEPOLESXX	

### B. Wall Mounted Stainless Steel Bin

Size H.W.D.	Code	Price
280.265.110	SSWMTBINZZXX	<b>£126.96</b>

### C. Tuscan Smoking Bin

Size H.W.D.	Code	Price
1001.311.311	TUSCANSMBINB	<b>£204.54</b>

## Frame Mounted Seats For Premier Shelter

### D. Frame Mounted Seat - Front

Length	Code	Price
1260mm	S2INTPER1210	<b>£276.48</b>

### D. Frame Mounted Seat - Rear

Length	Code	Price
1400mm	S2INTPER1310	<b>£308.93</b>

## Lighting

### E. Bulkhead Light Unit

Size H.W.D.	Code	Price
110.210.210	SSBHLGHTZZXX	<b>£227.11</b>

## Perch Seats

### F. Stainless Steel Perch Seat

Size H.W.D.	Code	Price
900.1150.300	SSSSPSETZZXX	<b>£489.49</b>

### F. Powder Coated Perch Seat - Light Grey

Size H.W.D.	Code	Price
900.1150.300	SSPAPSETZLXX	<b>£301.87</b>



# TRUCKS & TROLLEYS

**184** Boxwell Trolleys

**185** Hazardous Boxwell Trolleys

**186** Plywood Sided Trucks

**187** Mesh Sided Trucks

**188** Mobile Maintenance Trolleys

**189** Mailroom Trolleys

**189** Economy Shelf Trucks

**190** Shelf Trucks

**192** Platform Trucks

**193** Packaging Trolleys

**194** Sack Trucks



Workbenches

Euroslide

Cupboards

Lockers

Workstations

Cycle Parking

Smoking Shelters

Trucks & Trolleys

Canteen Furniture

Pallets

Barriers

Workbenches

Euroslide

Cupboards

Lockers

Workstations

Cycle Parking

Smoking Shelters

Trucks & Trolleys

Canteen Furniture

Pallets

Barriers



**£753.09** FROM

**BEST SELLER**

Boxwell shown with doors.

Boxwell shown without doors.


Our Boxwell Trolleys offer shelving and transportation for warehouses, workshop storage and work in transit.

- Available with or without fitted doors.
- 2 adjustable plywood or steel shelves - 100kg UDL load capacity per shelf.
- 500kg maximum load capacity.
- Fitted with 2 fixed and 2 swivel heavy-duty castors.
- Powder coated in our range of standard colours.



## Colour Options

Please add corresponding letters to the end of the code



Boxwell Trolleys - Without Doors			
Size H.W.D.	Shelf Option	Code	Price
1355.900.600	Plywood	XW139060P	<b>£795.00</b>
	Steel	XW139060M	<b>£753.09</b>
1355.1200.600	Plywood	XW131260P	<b>£857.88</b>
	Steel	XW131260M	<b>£813.17</b>
1655.900.600	Plywood	XW169060P	<b>£835.52</b>
	Steel	XW169060M	<b>£796.40</b>
1655.1200.600	Plywood	XW161260P	<b>£902.59</b>
	Steel	XW161260M	<b>£860.67</b>
1955.900.600	Plywood	XW199060P	<b>£871.85</b>
	Steel	XW199060M	<b>£831.33</b>
1955.1200.600	Plywood	XW191260P	<b>£940.31</b>
	Steel	XW191260M	<b>£898.40</b>
Extra Shelf 900.600	Plywood	XWES9060PB	<b>£83.83</b>
	Steel	XWES9060M	<b>£69.86</b>
Extra Shelf 1200.600	Plywood	XWES1260PB	<b>£86.63</b>
	Steel	XWES1260M	<b>£72.65</b>

Boxwell Trolleys - With Doors			
Size H.W.D.	Shelf Option	Code	Price
1355.900.600	Plywood	XD139060P	<b>£989.21</b>
	Steel	XD139060M	<b>£950.09</b>
1355.1200.600	Plywood	XD131260P	<b>£1,068.85</b>
	Steel	XD131260M	<b>£1,025.54</b>
1655.900.600	Plywood	XD169060P	<b>£1,042.31</b>
	Steel	XD169060M	<b>£1,001.79</b>
1655.1200.600	Plywood	XD161260P	<b>£1,124.74</b>
	Steel	XD161260M	<b>£1,082.83</b>
1955.900.600	Plywood	XD199060P	<b>£1,095.40</b>
	Steel	XD199060M	<b>£1,053.48</b>
1955.1200.600	Plywood	XD191260P	<b>£1,183.42</b>
	Steel	XD191260M	<b>£1,138.71</b>
Extra Shelf 900.600	Plywood	XWES9060PB	<b>£83.83</b>
	Steel	XWES9060M	<b>£69.86</b>
Extra Shelf 1200.600	Plywood	XWES1260PB	<b>£86.63</b>
	Steel	XWES1260M	<b>£72.65</b>





Our Hazardous Boxwell Trolleys are ideal for the transport and storage of parts and equipment. Used for the safe and secure storage of valuable and hazardous items between storage, production and work areas.

- Available with or without fitted doors.
- 2 adjustable plywood or steel shelves - 100kg UDL load capacity per shelf.
- 500kg maximum load capacity.
- Fitted with 2 fixed and 2 swivel heavy-duty castors.
- Pressed metal top base for strength.

### Hazardous Boxwell Trolleys - Without Doors

Size H.W.D.	Shelf Option	Code	Price
1355.900.600	Plywood	XW139060HZPY	<b>£839.71</b>
	Steel	XW139060HZMY	<b>£797.80</b>
1355.1200.600	Plywood	XW131260HZPY	<b>£881.63</b>
	Steel	XW131260HZMY	<b>£836.92</b>
1655.900.600	Plywood	XW169060HZPY	<b>£880.23</b>
	Steel	XW169060HZMY	<b>£841.11</b>
1655.1200.600	Plywood	XW161260HZPY	<b>£924.94</b>
	Steel	XW161260HZMY	<b>£883.03</b>
1955.900.600	Plywood	XW199060HZPY	<b>£916.56</b>
	Steel	XW199060HZMY	<b>£876.04</b>
1955.1200.600	Plywood	XW191260HZPY	<b>£961.27</b>
	Steel	XW191260HZMY	<b>£920.75</b>
Extra Shelf 900.600	Plywood	XWES9060PBXX	<b>£83.83</b>
	Steel	XWES9060MYXX	<b>£69.86</b>
Extra Shelf 1200.600	Plywood	XWES1260PBXX	<b>£86.63</b>
	Steel	XWES1260MBXX	<b>£72.65</b>



### Hazardous Boxwell Trolleys - With Doors

Size H.W.D.	Shelf Option	Code	Price
1355.900.600	Plywood	XD139060HZPY	<b>£1,033.92</b>
	Steel	XD139060HZMY	<b>£994.80</b>
1355.1200.600	Plywood	XD131260HZPY	<b>£1,085.62</b>
	Steel	XD131260HZMY	<b>£1,045.10</b>
1655.900.600	Plywood	XD169060HZPY	<b>£1,087.02</b>
	Steel	XD169060HZMY	<b>£1,046.50</b>
1655.1200.600	Plywood	XD161260HZPY	<b>£1,140.11</b>
	Steel	XD161260HZMY	<b>£1,099.59</b>
1955.900.600	Plywood	XD199060HZPY	<b>£1,140.11</b>
	Steel	XD199060HZMY	<b>£1,099.59</b>
1955.1200.600	Plywood	XD191260HZPY	<b>£1,197.40</b>
	Steel	XD191260HZMY	<b>£1,154.08</b>
Extra Shelf 900.600	Plywood	XWES9060PBXX	<b>£83.83</b>
	Steel	XWES9060MYXX	<b>£69.86</b>
Extra Shelf 1200.600	Plywood	XWES1260PBXX	<b>£86.63</b>
	Steel	XWES1260MBXX	<b>£72.65</b>



Workbenches

Euroslide

Cupboards

Lockers

Workstations

Cycle Parking

Smoking Shelters

Trucks & Trolleys

Canteen Furniture

Pallets

Barriers



**350KG UDL**  
EVENLY DISTRIBUTED



**£667.86** FROM

Plywood Sided Trucks with open, half or fully closed sides for load retention and safety. Designed with handles to allow users to easily move the trolley from room to room. Ideal for the storage and transport of goods up to a maximum weight of 350kg UDL. High-quality castors make it easy to manoeuvre the trolley even when at maximum capacity.

- Designed for doorway and narrow aisle access.
- Removable long side panels.
- 350kg capacity UDL.
- Fitted with 2 fixed and 2 swivel heavy-duty castors.
- Fully-welded construction.



3-Sided Plywood Truck



3 & 1/2-Sided Plywood Truck



4-Sided Plywood

## Colour Options

Please add corresponding letters to the end of the code



### Plywood Sided Trucks - Dimensions/Codes

Size H.W.D.	3-Sided Trucks	Price	3 1/2-Sided Trucks	Price	4-Sided Trucks	Price
830.600.900	RTBT3690P	<b>£667.86</b>	RTBT3569P	<b>£693.01</b>	RTBT4690P	<b>£726.54</b>
830.600.1200	RTBT3612P	<b>£725.14</b>	RTBT3561P	<b>£751.69</b>	RTBT4612P	<b>£793.61</b>

**350KG UDL**  
EVENLY DISTRIBUTED



**£690.21** FROM

Mesh Sided Trucks with open, half or fully closed sides for load retention and safety. Designed with handles to allow users to easily move the trolley from room to room. Ideal for the storage and transport of goods up to a maximum weight of 350kg UDL. High-quality castors make it easy to manoeuvre the trolley even when at maximum capacity.

- Designed for doorway and narrow aisle access.
- Removable long side panels.
- 350kg capacity UDL.
- Fitted with 2 fixed and 2 swivel heavy duty castors.
- Fully-welded construction.



3-Sided Mesh Truck



3 & 1/2-Sided Mesh Truck



4-Sided Mesh Truck

## Colour Options

Please add corresponding letters to the end of the code



### Mesh Sided Trucks - Dimensions/Codes

Size H.W.D.	3-Sided Trucks	Price	3 1/2-Sided Trucks	Price	4-Sided Trucks	Price
830.600.900	RTBT3690M	<b>£690.21</b>	RTBT3569M	<b>£726.54</b>	RTBT4690M	<b>£775.44</b>
830.600.1200	RTBT3612M	<b>£758.68</b>	RTBT3561M	<b>£796.40</b>	RTBT4612M	<b>£859.27</b>

- Workbenches
- Euroslide
- Cupboards
- Lockers
- Workstations
- Cycle Parking
- Smoking Shelters
- Trucks & Trolleys
- Canteen Furniture
- Pallets
- Barriers



Cupboard with side shelf  
RTCS109060S



Double Cupboard  
R2CS109060S

**£618.96** FROM



Drawer & 3 Shelves  
RTDS109060S

Ideal for mobile maintenance stations and for mobile fitting and assembly work. Available with cupboard or drawer for secure storage of tools and equipment.

- Lockable drawers and cupboards.
- Recessed steel top.
- Durable welded steel construction.
- Fitted with 2 fixed and 2 swivel heavy-duty castors.
- Powder-coated Light Grey cupboard and drawer front.
- Available with either steel plate or MDF worktop.

## Colour Options

Please add corresponding letters to the end of the code

Truck Colour



Cupboard & Drawer Colour Options



### Mobile Maintenance Trolleys - Steel Worktop

Size H.W.D.	Option	Code	Price
1050.900.600	Cupboard	RTCS109060S	<b>£672.05</b>
1050.1200.600	Cupboard & Side Shelf	RTCS101260S	<b>£708.38</b>
1050.900.600	Drawer & 3 Shelves	RTDS109060S	<b>£618.96</b>
1050.1200.600	Drawer & 3 Shelves	RTDS101260S	<b>£655.28</b>
1050.900.600	Double Cupboard	R2CS109060S	<b>£781.03</b>

### Mobile Maintenance Trolleys - MDF Worktop

Size H.W.D.	Option	Code	Price
1050.900.600	Cupboard	RTCS109060M	<b>£708.38</b>
1050.1200.600	Cupboard & Side Shelf	RTCS101260M	<b>£744.70</b>
1050.900.600	Drawer & 3 Shelves	RTDS109060M	<b>£655.28</b>
1050.1200.600	Drawer & 3 Shelves	RTDS101260M	<b>£690.21</b>
1050.900.600	Double Cupboard	R2CS109060M	<b>£815.95</b>



Our range of mailroom trolleys offer an easy and convenient way to transport post and packages around the workplace. Supplied with easily removable side panels to aid loading and unloading. 3 and a half sided trolleys are supplied with convenient storage tray. Manufactured from strong tubular steel with reinforced base for durability.

- Trolleys supplied with 2 fixed and 2 swivel braked castors.
- Tough durable powder-coated finish.
- Fully-welded construction.
- UK manufactured.
- Designed for doorways and narrow aisle access.



Mailroom Trolley with Half Side and Shelf  
RTMR3569MLXX

**£621.75** FROM

### Mailroom Trolleys - Half Side

Size H.W.L.	Code	Price
830. 600. 900	RTMR3569MLXX	<b>£656.68</b>
830. 600. 1200	RTMR3561MLXX	<b>£691.61</b>

### Mailroom Trolleys - Full Side

Size H.W.L.	Code	Price
830. 600. 900	RTMR4690MLXX	<b>£621.75</b>
830. 600. 1200	RTMR4612MLXX	<b>£656.68</b>

Economy Shelf Trucks offer a cost-effective solution to the transport of items around a school, office or workplace. Available in a range of colours with a choice of either two or three tiers.

- Capable of holding 60kg (UDL) per shelf.
- Choice of two or three shelves.
- Fitted with four swivel castors.
- A choice of three colour options available.
- Fully-welded construction.
- Order quantities may apply, please speak to the sales team.

## Economy Shelf Trucks



### Economy Shelf Trucks - Dimensions/Codes

Size H.W.L.	Tiers	Code	Price
960.495.1100	2	<b>RTLD9649112</b>	<b>£294.81</b>
	3	<b>RTLD9649113</b>	<b>£340.92</b>

All **RED** product codes are available on 5-Day Delivery when ordered in **Blue**

**£294.81** FROM

### Colour Options

Please add corresponding letters to the end of the code



Workbenches

Euroslide

Cupboards

Lockers

Workstations

Cycle Parking

Smoking Shelters

Trucks & Trolleys

Canteen Furniture

Pallets

Barriers



RTST90603S

RTTST90602

RTPTS6900  
Available on page 192

**£635** FROM  
**.72**



Hand trucks with multi-shelf storage for general commercial and heavy-duty use. Ideal for storage of work in progress and for transporting between areas.

- Recessed steel shelves for load retention.
- Fitted with 2 fixed and 2 swivel 6" heavy-duty castors.
- Fully-welded construction.
- Powder coated in either light grey, yellow, blue or green.

### Shelf Trucks - Dimensions/Codes

O/A Dims.mm H x W x D	Description	Steel Top Code	Price
1050. 900. 600	2-tier	RTTST90602	<b>£635.72</b>
1050. 1200. 600		RTTST12602	<b>£744.70</b>
1050. 900. 600	3-tier	RTST90603S	<b>£687.42</b>
1050. 1200. 600		RTST12603S	<b>£803.39</b>
1050. 900. 600	3-tier with mesh	RTTST90603M	<b>£723.75</b>
1050. 1200. 600		RTTST12603M	<b>£838.32</b>
1220. 900. 600	4-tier	RTST1290604	<b>£740.51</b>
1220. 1200. 600		RTST1212604	<b>£874.64</b>
1500. 900. 600	5-tier	RTST1290605	<b>£803.39</b>
1500. 1200. 600		RTST1212605	<b>£924.94</b>

### Colour Options

Please add corresponding letters to the end of the code





**2-Tier Shelf Truck** - Dimensions/Codes

O/A Dims.mm H x W x D	Steel Top Code	Price
1050. 900. 600	RTTST90602	<b>£635.72</b>
1050. 1200. 600	RTTST12602	<b>£744.70</b>

**3-Tier Shelf Truck** - Dimensions/Codes

O/A Dims.mm H x W x D	Steel Top Code	Price
1050. 900. 600	RTST90603S	<b>£687.42</b>
1050. 1200. 600	RTST12603S	<b>£803.39</b>

**3-Tier Mesh Sides Shelf Truck** - Dimensions/Codes

O/A Dims.mm H x W x D	Steel Top Code	Price
1050. 900. 600	RTTST90603M	<b>£723.75</b>
1050. 1200. 600	RTTST12603M	<b>£838.32</b>



**4-Tier Shelf Truck** - Dimensions/Codes

O/A Dims.mm H x W x D	Steel Top Code	Price
1220. 900. 600	RTST1290604	<b>£740.51</b>
1220. 1200. 600	RTST1212604	<b>£874.64</b>

**5-Tier Shelf Truck** - Dimensions/Codes

O/A Dims.mm H x W x D	Steel Top Code	Price
1500. 900. 600	RTST1290605	<b>£803.39</b>
1500. 1200. 600	RTST1212605	<b>£924.94</b>

**Colour Options**

Please add corresponding letters to the end of the code



Workbenches

Euroslide

Cupboards

Lockers

Workstations

Cycle Parking

Smoking Shelters

Trucks & Trolleys

Canteen Furniture

Pallets

Barriers





Twin Handle Closed Ended Platform

EVENLY DISTRIBUTED

Twin Handle Open Ended Platform

These quality platform trucks are available in single or twin handle designs and are ideal for general commercial use.

- Optional open, plywood or mesh ends.
- Fitted with 2 fixed and 2 swivel heavy-duty castors.
- Fully-welded construction.
- Order quantities may apply, please speak to the sales team.

**All RED product codes are available on 5-Day Delivery when ordered in Blue**

**5 DAY DELIVERY**



Single Handle Open & Closed-Ended Platform

## Colour Options

Please add corresponding letters to the end of the code



### Single Handle Platform Trucks - Open End

Size H.W.L.	Code	Price
1050.600.900	<b>RTPTS6900</b>	<b>£431.73</b>
1050.600.1200	<b>RTPTS6120</b>	<b>£465.27</b>

### Single Handle Platform Trucks - Plywood End

Size H.W.L.	Code	Price
1050.600.900	RTPTS690C	<b>£465.27</b>
1050.600.1200	RTPTS612C	<b>£498.80</b>

### Single Handle Platform Trucks - Mesh End

Size H.W.L.	Code	Price
1050.600.900	RTPTS690M	<b>£314.37</b>
1050.600.1200	RTPTS612M	<b>£343.71</b>

### Twin Handle Platform Trucks - Open End

Size H.W.L.	Code	Price
1050.600.900	RTPTD6900	<b>£463.87</b>
1050.600.1200	RTPTD6120	<b>£496.00</b>

### Twin Handle Platform Trucks - Plywood End

Size H.W.L.	Code	Price
1050.600.900	RTPTD690C	<b>£542.11</b>
1050.600.1200	RTPTD612C	<b>£574.25</b>

### Twin Handle Platform Trucks - Mesh End

Size H.W.L.	Code	Price
1050.600.900	RTBT2690M	<b>£360.48</b>
1050.600.1200	RTBT2612M	<b>£396.80</b>



## Cardboard Trolleys

Cardboard Box Trolleys are ideal for the storage and transport of cardboard sheets and flat-pack cardboard boxes. These trolleys can be loaded with cardboard and positioned alongside our packing workbenches.

- A selection of standard colour options are available, please speak to our sales team.
- Designed with 5 slots to allow the storage and transportation of cardboard sheets.
- Fitted with 2 fixed and 2 swivel braked castors.
- Fully-welded frame to ensure durability.

### Cardboard Trolleys - Dimensions/Codes

Size H.W.L.	Code	Price
1030.900.940	RTCBD109046B	<b>£516.96</b>


## Double Tier Trolleys

Double Tier Trolleys are designed to hold 2 rolls of packing material and are ideal for rolls of stretch wrap, bubble wrap or paper. This trolley is fitted with 2 fixed and 2 swivel braked castors which allow the user to secure the trolley.

- Powder coated in Light Grey with Germ Guard Active Technology Paint.
- Designed to hold 2 rolls of packing material.
- Fitted with 2 fixed and 2 swivel braked castors.
- Fully-welded frame to ensure durability.
- Supplied without plastic cones, these are available to be purchased separately.

### Double Tier Trolleys - Dimensions/Codes

Size H.W.L.	Description	Code	Price
1280.710.1200	-	RTPD127112LX	<b>£206.78</b>
-	Cones (Pack of 2)	BGSPARECONES	<b>£122.95</b>
-	Extra Spindle	RTPACTROLBAR	<b>£46.82</b>



### Single Tier Trolleys - Dimensions/Codes

Size H.W.L.	Description	Code	Price
700.710.1800	-	RTPS70711BLX	<b>£215.17</b>
-	Cones (Pack of 2)	BGSPARECONES	<b>£122.95</b>
-	Extra Spindle	RTPACTROLBAR	<b>£46.82</b>



## Single Tier Trolleys

Single Tier Trolleys are designed to hold a single roll of packing material and are ideal for rolls of stretch wrap, bubble wrap and paper. This trolley is fitted with 2 fixed and 2 swivel braked castors which allow the user to secure the trolley once positioned in place.

- Powder coated in Light Grey with Germ Guard Active Technology Paint.
- Designed to hold 1 roll of packing material.
- Fitted with 2 fixed and 2 swivel braked castors.
- Fully-welded frame to ensure durability.
- Supplied without plastic cones, these are available to be purchased separately.

Workbenches

Euroslide

Cupboards

Lockers

Workstations

Cycle Parking

Smoking Shelters

Trucks & Trolleys

Canteen Furniture

Pallets

Barriers

Workbenches

Euroslide

Cupboards

Lockers

Workstations

Cycle Parking

Smoking Shelters

Trucks & Trolleys

Canteen Furniture


Pallets

Barriers



This practical and versatile Sack Truck is constructed from welded tubular steel for high levels of strength and durability.

- Fully-welded construction with an impressive 500kg load capacity.
- Manufactured with a 250mm shoe baseplate.
- Powder coated Dark Blue with Germ Guard Active Technology Paint.
- Fitted with hard-wearing castors.
- Designed with welded steel plate to guard castors from accidental damage.
- Handles include hooded grips for hand protection.
- Order quantities may apply, please speak to the sales team.



### Sack Trucks - 500kg Load Capacity

Shoe Size	Option	Code	Price
250mm	Open Back	<b>RTOB2550XBXX</b>	<b>£194.21</b>



# CANTEEN FURNITURE

196 Standard Canteen Furniture

198 Spectrum Canteen Furniture



Workbenches

Euroslide

Cupboards

Lockers

Workstations

Cycle Parking

Smoking Shelters

Trucks & Trolleys

Canteen Furniture

Pallets

Barriers

- Workbenches
- Euroslide
- Cupboards
- Lockers
- Workstations
- Cycle Parking
- Smoking Shelters
- Trucks & Trolleys
- Canteen Furniture**
- Pallets
- Barriers



**£322** FROM **.53**

### Colour Options

Please add corresponding letters to the end of the code



■ Table Top: 535mm x 600mm



■ Table Top: 1070mm x 600mm



■ Table Top: 1070mm x 600mm

#### Standard Canteen Furniture - 2 Seat Single-Entry

Size H.W.L.	Code	Price
725.1690.530	<b>B6FASTFD2SE</b>	<b>£322.53</b>

#### Standard Canteen Furniture - 4 Seat Double-Entry

Size H.W.L.	Code	Price
725.1690.1070	<b>B6FASTFD4DE</b>	<b>£469.26</b>

#### Standard Canteen Furniture - 4 Seat Single-Entry

Size H.W.L.	Code	Price
725.1690.1070	<b>B6FASTFD4SE</b>	<b>£469.26</b>

**All RED product codes are available on 5-Day Delivery (when ordered with Blue seats)**



■ Table Top: 1580mm x 600mm

#### Standard Canteen Furniture - 6 Seat Double-Entry

Size H.W.L.	Code	Price
725.1690.1580	<b>B6FASTFD6DE</b>	<b>£647.83</b>



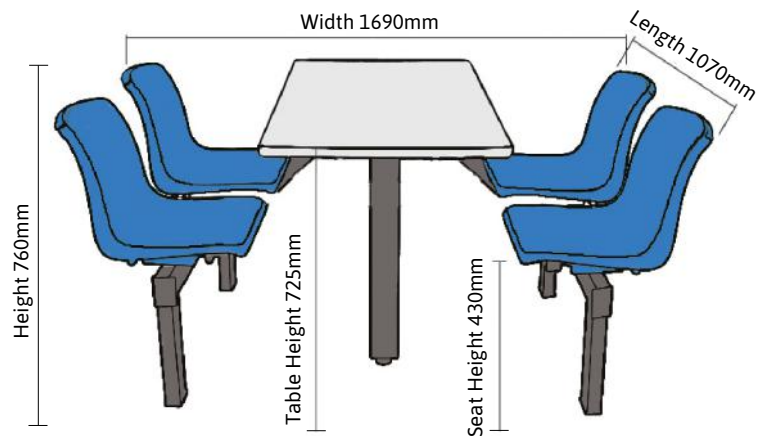
■ Table Top: 1580mm x 600mm

#### Standard Canteen Furniture - 6 Seat Single-Entry

Size H.W.L.	Code	Price
725.1690.1580	<b>B6FASTFD6SE</b>	<b>£647.83</b>

**5 DAY DELIVERY**





Our standard range of Canteen Furniture provides economical seating for vending, refreshment and rest areas. Simplify cleaning of dining areas, with clear access to the floor and help maintain planned layout by eliminating furniture movement. The high-quality easy-to-clean seats are made from one-piece moulded polypropylene and available in 3 colour choices; blue, red and black.

- Blue seats available on 5 Day Delivery; red & black seats made to order.
- Fully-welded canteen unit with polypropylene seat shells.

- Framework powder coated black with Germ Guard Active Technology paint.
- MFC table tops come in a light grey, with PVC edging for extra strength and protection.
- Available in 2 seater single-entry, 4 seater single-entry, 4 seater double-entry, 6 seater single-entry and 6 seater double-entry.
- Optional floor fixings available.
- Order quantities may apply, please speak to the sales team.

Workbenches

Euroslide

Cupboards

Lockers

Workstations

Cycle Parking

Smoking Shelters

Trucks &amp; Trolleys

Canteen Furniture

Pallets

Barriers



- Workbenches
- Euroslide
- Cupboards
- Lockers
- Workstations
- Cycle Parking
- Smoking Shelters
- Trucks & Trolleys
- Canteen Furniture**
- Pallets
- Barriers



**£657** FROM **.52**

- Fully-welded robust canteen unit with seats made from 1.2mm mild steel.
- MFC table tops come in a light Grey, with PVC edging for extra strength and protection.
- Frames powder coated with light Grey Germ Guard Active Technology paint.
- Seats available in green, red, blue and dark Grey. Any RAL colour available to suit corporate colours, £POA.



- Table Top: 535mm x 600mm
- Overall Size: 790mm x 1755mm x 570mm

### Colour Options

Please add corresponding letters to the end of the code



#### Spectrum Canteen Furniture - 2 Seater

Size H.W.L.	Code	Price
790.1755.570	B6SPFAST2SE	<b>£657.52</b>



- Table Top: 1070mm x 600mm
- Overall Size: 790mm x 1755mm x 1100mm

#### Spectrum Canteen Furniture - 4 Seater

Size H.W.L.	Description	Code	Price
790.1755.1100	Single Entry	B6SPFAST4SE	<b>£939.91</b>
790.1755.1100	Double Entry	B6SPFAST4DE	<b>£939.91</b>



- Table Top: 1580mm x 600mm
- Overall Size: 790mm x 1755mm x 1600mm

#### Spectrum Canteen Furniture - 6 Seater

Size H.W.L.	Description	Code	Price
790.1755.1600	Single Entry	B6SPFAST6SE	<b>£1,200.15</b>
790.1755.1600	Double Entry	B6SPFAST6DE	<b>£1,200.15</b>

# PALLETS

**200** Detachable Side Pallets

**200** Open Fronted Pallets

**200** Chute Pallets

**201** Box Pallets

**201** Half-Drop Side Pallets

**201** Post Pallets

**202** Drum Storage Shelters

**202** Drum Racks & Heavy-Duty Sumps



Workbenches

Euroslide

Cupboards

Lockers

Workstations

Cycle Parking

Smoking Shelters

Trucks & Trolleys

Canteen Furniture

**Pallets**

Barriers





610.915.610 Size Shown

### Detachable Side Pallets

- Detachable mesh or steel panel.
- Up to 1000kg capacity.
- Choice of mesh or steel sides.
- Powder coated in dark blue.
- Dimensions show the interior usable space.

#### Detachable Side Pallets - Dimensions/Codes

Size H.W.D.	Mesh Sides	Steel Sides	Price
460.610.610	PDS616146MBX	PDS616146SBX	<b>£403.79</b>
610.610.610	PDS616161MBX	PDS616161SBX	<b>£419.16</b>
460.915.610	PDS916146MBX	PDS916146SBX	<b>£433.13</b>
610.915.610	PDS916161MBX	PDS916161SBX	<b>£448.50</b>
460.915.915	PDS919146MBX	PDS919146SBX	<b>£462.47</b>
610.915.915	PDS919161MBX	PDS919161SBX	<b>£480.64</b>
760.915.915	PDS919176MBX	PDS919176SBX	<b>£494.61</b>
460.1220.915	PDS129146MBX	PDS129146SBX	<b>£512.77</b>
610.1220.915	PDS129161MBX	PDS129161SBX	<b>£532.33</b>
760.1220.915	PDS129176MBX	PDS129176SBX	<b>£549.10</b>



610.915.610 Size Shown

### Open Fronted Pallets

- Completely open front.
- Up to 1000kg capacity.
- Choice of mesh or steel sides.
- Powder coated dark blue.
- Dimensions show the interior usable space.

#### Open Fronted Pallets - Dimensions/Codes

Size H.W.D.	Mesh Sides	Steel Sides	Price
460.610.610	POF616146MBX	POF616146SBX	<b>£317.16</b>
610.610.610	POF616161MBX	POF616161SBX	<b>£326.94</b>
460.915.610	POF916146MBX	POF916146SBX	<b>£339.52</b>
610.915.610	POF916161MBX	POF916161SBX	<b>£352.09</b>
460.915.915	POF919146MBX	POF919146SBX	<b>£364.67</b>
610.915.915	POF919161MBX	POF919161SBX	<b>£377.24</b>
760.915.915	POF919176MBX	POF919176SBX	<b>£388.42</b>
460.1220.915	POF129146MBX	POF129146SBX	<b>£403.79</b>
610.1220.915	POF129161MBX	POF129161SBX	<b>£419.16</b>
760.1220.915	POF129176MBX	POF129176SBX	<b>£430.34</b>



305.915.610 Size Shown

305.610.610 Size Shown

### Chute Pallets

- Heavy-duty chute front.
- Easy access to stacked materials.
- Up to 500kg capacity.
- Can be stacked up to 5 pallets high.
- Powder coated dark blue.
- Dimensions show the interior usable space.

#### Chute Pallets - Dimensions/Codes

Size H.W.D.	Code	Price
305.610.610	PCH616130BXX	<b>£229.14</b>
305.915.610	PCH916130BXX	<b>£279.44</b>



### Box Pallets

- Ideal for stacking.
- Up to 1000kg capacity.
- Choice of mesh or steel sides.
- Powder coated dark blue.
- Dimensions show the interior usable space.

#### Box Pallets - Dimensions/Codes

Size H.W.D.	Mesh Sides	Steel Sides	Price
460.610.610	PBX616146MBX	PBX616146SBX	£366.07
610.610.610	PBX616161MBX	PBX616161SBX	£378.64
460.915.610	PBX916146MBX	PBX916146SBX	£394.01
610.915.610	PBX916161MBX	PBX916161SBX	£406.58
460.915.915	PBX919146MBX	PBX919146SBX	£420.56
610.915.915	PBX919161MBX	PBX919161SBX	£435.92
760.915.915	PBX919176MBX	PBX919176SBX	£451.29
460.1220.915	PBX129146MBX	PBX129146SBX	£465.27
610.1220.915	PBX129161MBX	PBX129161SBX	£483.43
760.1220.915	PBX129176MBX	PBX129176SBX	£500.20



### Half-Drop Side Pallets

- Half-drop side for easier access.
- Up to 1000kg capacity.
- Choice of mesh or steel sides.
- Powder coated dark blue.
- Dimensions show the interior usable space.

#### Half-Drop Side Pallets - Dimensions/Codes

Size H.W.D.	Mesh Sides	Steel Sides	Price
460.610.610	PHD616146MBX	PHD616146SBX	£409.38
610.610.610	PHD616161MBX	PHD616161SBX	£423.35
460.915.610	PHD916146MBX	PHD916146SBX	£438.72
610.915.610	PHD916161MBX	PHD916161SBX	£452.69
460.915.915	PHD919146MBX	PHD919146SBX	£468.06
610.915.915	PHD919161MBX	PHD919161SBX	£484.83
760.915.915	PHD919176MBX	PHD919176SBX	£502.99
460.1220.915	PHD129146MBX	PHD129146SBX	£519.76
610.1220.915	PHD129161MBX	PHD129161SBX	£537.92
760.1220.915	PHD129176MBX	PHD129176SBX	£557.48



### Post Pallets

- Angled steel corner posts.
- Easier access to stacked materials.
- Powder coated dark blue.
- Dimensions show the interior usable space.

#### Post Pallets - Dimensions/Codes

Size H.W.D.	Code	Price
460.610.610	PPO616146BXX	£237.52
610.610.610	PPO616161BXX	£247.30
460.915.610	PPO916146BXX	£255.69
610.915.610	PPO916161BXX	£265.47
760.915.610	PPO916176BXX	£275.25
915.915.610	PPO916191BXX	£285.03
460.915.915	PPO919146BXX	£294.81
610.915.915	PPO919161BXX	£307.38
760.915.915	PPO919176BXX	£317.16
915.915.915	PPO919191BXX	£329.74
460.1220.915	PPO129146BXX	£339.52
610.1220.915	PPO129161BXX	£353.49
760.1220.915	PPO129176BXX	£366.07
915.1220.915	PPO129191BXX	£378.64



Workbenches

Euroslide

Cupboards

Lockers

Workstations

Cycle Parking

Smoking Shelters

Trucks & Trolleys

Canteen Furniture

Pallets

Barriers

Designed for the secure storage of cylinders, drums, components and products. These covered shelters provide a facility to store items securely outside a building. Built from square section steel frame with galvanised steel panels to the sides and rear, these storage shelters are robust and weather resistant.

- Feet supplied for surface mounting as standard.
- Internal storage area is 2.35 wide x 2.1 high x 1.27 metres deep.
- Powder coated dark blue with Germ Guard Active Technology paint.
- Corrosion resistant galvanised panels.
- Full site survey and erection service available.



Description	Size H.W.D.	Code	Price
Single Gated Open Front Shelter	2100. 2500. 1900	SODRUMSHLTBX	<b>£2,283.02</b>



Description	Size H.W.D.	Code	Price
Double Gated Open Front Shelter	2100. 2500. 1900	DODRUMSHLTBX	<b>£2,396.19</b>



Description	Size H.W.D.	Code	Price
Single Gated Mesh Infill Door Shelter	2100. 2500. 1900	SOMSHDRSHLXB	<b>£2,439.50</b>



Description	Size H.W.D.	Code	Price
Double Gated Mesh Infill Door Shelter	2100. 2500. 1900	DOMSHDRSHLXB	<b>£2,562.46</b>



Description	Size H.W.D.	Code	Price
Single Gated Galvanized Panel Fronted Shelter	2100. 2500. 1900	SOGLVNTSHBX	<b>£2,439.50</b>



Description	Size H.W.D.	Code	Price
Double Gated Galvanized Panel Fronted Shelter	2100. 2500. 1900	DOGLVNTSHBX	<b>£2,562.46</b>



Drum Racks - Dimensions/Code		
Size H.W.D.	Code	Price
400. 1450. 600	DRACK40145BX	<b>£473.65</b>



Heavy Duty Sump - Dimensions/Code		
Size H.W.D.	Code	Price
360. 1250. 950	DSHDSUMPLGBX	<b>£463.87</b>



# BARRIERS

- 204** Fully Welded Barriers
- 205** Protective Posts
- 205** Low Level Barriers
- 206** Lift Out Rail Barriers

- 207** Round Tube Barriers
- 207** Pallet Racking Protectors
- 208** Guard Barriers



Workbenches

Euroslide

Cupboards

Lockers

Workstations

Cycle Parking

Smoking Shelters

Trucks & Trolleys

Canteen Furniture

Pallets

**Barriers**





These safety barriers are designed for creating protective barriers around machinery and equipment and for defining walkways through industrial, manufacturing and warehousing areas.


- Choice of open or mesh infill panels.
- Fully-welded construction.
- Powder coated in high-visibility yellow Germ Guard Active Technology paint.
- Order quantities may apply, please speak to the sales team.



**Corner Barrier Units - Dimensions/Codes**

Size L.H.	Mesh Infill	Price	Open Barrier	Price
1000.900	RBCU1090MYXX	<b>£515.56</b>	RBCU1090OYXX	<b>£349.30</b>
1000.1100	RBCU1011MYXX	<b>£515.56</b>	RBCU1011OYXX	<b>£353.49</b>

**All RED product codes are available on 5-Day Delivery**



**Gate Barrier Units - Dimensions/Codes**

Size L.H.	Mesh Infill	Price	Open Barrier	Price
900.900	RBGU9090MYXX	<b>£293.41</b>	RBGU9090OYXX	<b>£229.14</b>
900.1100	RBGU9011MYXX	<b>£305.99</b>	RBGU9011OYXX	<b>£244.51</b>
1200.900	RBGU1290MYXX	<b>£321.35</b>	RBGU1290OYXX	<b>£241.71</b>
1200.1100	RBGU1211MYXX	<b>£343.71</b>	RBGU1211OYXX	<b>£261.28</b>




**5 DAY DELIVERY**

**Straight Barrier Units - Dimensions/Codes**

Size L.H.	Mesh Infill	Price	Open Barrier	Price
1000.900	RBST1090MYXX	<b>£325.55</b>	<b>RBST1090OYXX</b>	<b>£247.30</b>
1000.1100	RBST1011MYXX	<b>£410.78</b>	<b>RBST1011OYXX</b>	<b>£317.16</b>
2000.900	RBST2090MYXX	<b>£521.15</b>	<b>RBST2090OYXX</b>	<b>£367.46</b>
2000.1100	RBST2011MYXX	<b>£544.91</b>	<b>RBST2011OYXX</b>	<b>£380.04</b>



## Protective Posts



- Designed to protect building doorways from accidental damage.
- Fully-welded construction for floor mounting.
- Extra height posts available on request for embedding into concrete.
- Powder coated in Yellow or Yellow & Black.
- Order quantities may apply, please speak to the sales team.


### Protective Posts - Dimensions/Codes

Size H. W.	Colour Option	Code	Price
1100.170	Yellow	<b>RBPP110170YX</b>	<b>£285.03</b>
	Yellow & Black	RBPP110170WX	<b>£285.03</b>
915.115	Yellow	<b>RBPP915115YX</b>	<b>£190.02</b>
	Yellow & Black	RBPP915115WX	<b>£190.02</b>
760.90	Yellow	<b>RBPP76090YX</b>	<b>£164.87</b>
	Yellow & Black	RBPP76090WX	<b>£164.87</b>

## Low Level Barriers



- Designed to protect machinery from damage by fork lift or pallet trucks.
- Order quantities may apply, please speak to the sales team.
- Fully-welded construction from box section.
- Powder coated in high-visibility yellow Germ Guard Active Technology paint.
- Angled steel corner protectors.



**5 DAY DELIVERY**




### Corner Protectors - Dimensions/Codes

Size H.W.D.	Colour Option	Code	Price
300.300.300	Yellow	<b>RBLLSCX300YX</b>	<b>£117.36</b>

### Low Level Barriers - Dimensions/Codes

Size H.W.	Colour Option	Code	Price
300.1200	Yellow	<b>RBLLSB1200YX</b>	<b>£195.61</b>
300.800	Yellow	<b>RBLLSBX800YX</b>	<b>£153.69</b>
300.400	Yellow	<b>RBLLSBX400YX</b>	<b>£135.53</b>

- Workbenches
- Euroslide
- Cupboards
- Lockers
- Workstations
- Cycle Parking
- Smoking Shelters
- Trucks & Trolleys
- Canteen Furniture
- Pallets
- Barriers



- Modular design at either 500, 900 or 1100mm tall with easily removable rails to allow access if required.
- Constructed from tough mild-steel box section.
- Supplied in component form for easy on-site assembly.
- Powder coated in high-visibility yellow Germ Guard Active Technology Paint.

### Lift Out Single Rail Barrier Posts - Dimensions/Codes

Size H.W.D.	Option	Code	Price
500.80.80	End Post	RBSRBEX500Y	<b>£122.95</b>
	Standard Post	RBSRBBSX500Y	<b>£142.51</b>
	Corner Post	RBSRBBCX500Y	<b>£142.51</b>

### Lift Out Barrier Rails - Universal - Dimensions/Codes

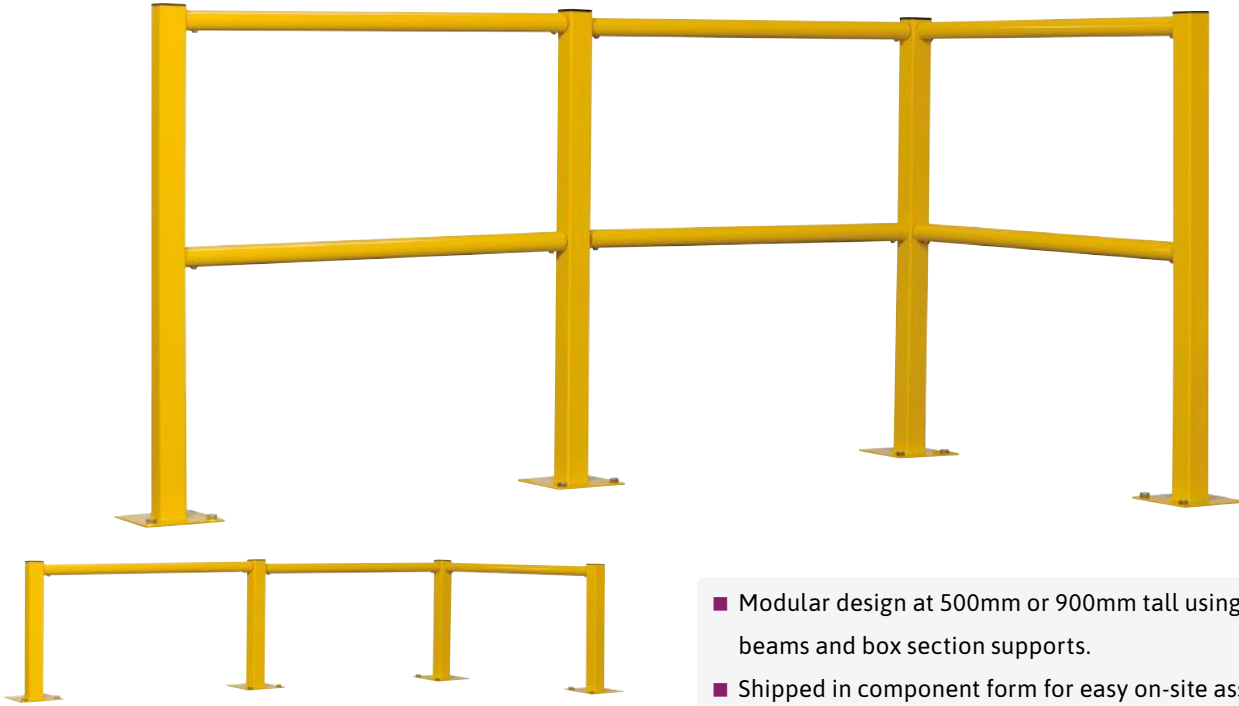
Size L.	Code	Price
3000	RBTRBBB3000Y	<b>£166.27</b>
2400	RBTRBBB2400Y	<b>£141.12</b>
1200	RBTRBBB1200Y	<b>£110.38</b>
600	RBTRBBB600Y	<b>£74.05</b>
300	RBTRBBB300Y	<b>£51.70</b>



### Lift Out Twin Rail Barrier Posts - Dimensions/Codes

Size H.W.D.	Option	Code	Price
1100.80.80	End Post	RBTRBBE1100Y	<b>£159.28</b>
900.80.80		RBTRBBEX900Y	<b>£139.72</b>
1100.80.80	Standard Post	RBTRBBS1100Y	<b>£178.84</b>
900.80.80		RBTRBBSX900Y	<b>£160.68</b>
1100.80.80	Corner Post	RBTRBBC1100Y	<b>£178.84</b>
900.80.80		RBTRBBCX900Y	<b>£160.68</b>





### Round Tube Single Barrier Posts - Dimensions/Codes

Size H.	Option	Code	Price
500	End Post	RBSRBREX500Y	<b>£117.36</b>
	Standard Post	RBSRBRSX500Y	<b>£146.71</b>
	Corner Post	RBSRBRCX500Y	<b>£146.71</b>

### Round Tube Twin Barrier Posts - Dimensions/Codes

Size H.	Option	Code	Price
900	End Post	RBTRBREX900Y	<b>£187.22</b>
	Standard Post	RBTRBRSX900Y	<b>£226.35</b>
	Corner Post	RBTRBRCX900Y	<b>£226.35</b>
	End Post	RBTRBREX900Y	<b>£187.22</b>

- Modular design at 500mm or 900mm tall using round tube beams and box section supports.
- Shipped in component form for easy on-site assembly.
- Powder coated in high visibility yellow Germ Guard Active Technology paint.

### Round Tube Barrier Rails - Universal - Dimensions/Codes

Size (Length)	Code	Price
2000	RBTRBRB2000Y	<b>£85.23</b>
1600	RBTRBRB1600Y	<b>£68.46</b>
800	RBTRBRB800Y	<b>£51.70</b>
400	RBTRBRB400Y	<b>£34.93</b>

## Pallet Racking Protectors



- An economical range of protection barriers for the end of pallet racking bays.
- Constructed from heavy-gauge steel tube and fully-welded, no on-site assembly.
- Powder coated with Germ Guard Active Technology paint.
- Designed with heavy-duty floor fixing plate.
- 6 sizes for single or double bays.
- Order quantities may apply, please speak to the sales team.

### Pallet Racking Protectors - Dimensions/Codes

Size H.L.	Code	Price
620.700	<b>RBMOB700YX</b>	<b>£226.35</b>
620.900	<b>RBMOB900YX</b>	<b>£252.89</b>
620.1100	<b>RBMOB1100YX</b>	<b>£287.82</b>
620.1500	<b>RBMOB1500YX</b>	<b>£312.97</b>
620.1900	<b>RBMOB1900YX</b>	<b>£382.83</b>
620.2300	<b>RBMOB2300YX</b>	<b>£426.14</b>



**All RED product codes are available on 5-Day Delivery**

- Workbenches
- Euroslide
- Cupboards
- Lockers
- Workstations
- Cycle Parking
- Smoking Shelters
- Trucks & Trolleys
- Canteen Furniture
- Pallets
- Barriers



These attractive tubular, safety barriers are ideal for protecting walkways around machinery and shelving and for defining walkways through industrial, manufacturing and warehouse areas.

- Fully-welded construction.
- Powder coated in high visibility yellow Germ Guard Active Technology paint.
- Order quantities may apply, please speak to the sales team.







All RED product codes are available on 5-Day Delivery



**£237** FROM **.52**


**Long Guard Barrier** - Dimensions/Codes

Size H.L	Code	Price
940.2000	<b>RBLGB9420YXX</b>	<b>£310.18</b>



**Short Guard Barrier** - Dimensions/Codes

Size H.L	Code	Price
940.1000	<b>RBSGB9410YXX</b>	<b>£237.52</b>



**5 DAY DELIVERY**

**Corner Guard Barrier** - Dimensions/Codes

Size H.W.D	Code	Price
940.530.530	<b>RBCGB9453YXX</b>	<b>£265.47</b>



■ Maximum pillar size; W600 x D480

**Pillar Guard Barrier** - Dimensions/Codes

Size H.W.D	Code	Price
850.750.700	<b>RBPGB8857YXX</b>	<b>£304.59</b>

Workbenches

Euroslide

Cupboards

Lockers

Workstations

Cycle Parking

Smoking Shelters

Trucks & Trolleys

Canteen Furniture

Pallets

Barriers



## Special Products

Even though our range of products is wide, we know that from time to time a users particular needs can only be met by a specially designed product. In these circumstances, our technical team will be delighted to discuss how our standard design might be adapted to suit the specific requirements of a particular application. This might include how to accommodate existing features or equipment safely, or changing dimensions, colours and material specifications from those we use as standard.

### Our Special Product Design Service includes:

- Examining the original sketch or idea.
- Developing the concept in harmony with QMP manufacturing methods.
- Producing a drawing or sample for approval prior to production.
- The expertise of an AutoCAD and/or JETCAM in-house designer.
- A-Z project management of the whole process, from idea through to design, all the way to delivery and installation.

### Special Colours and Finishes

To personalise a product, perhaps to match your organisations logo, brand or corporate colour scheme, you can choose from a wide variety of other colours and finishes. Most RAL colours can be applied to our product ranges. As well as gloss, there are also matt and metallic finishes - all of which are subject to a modest additional charge and minimum order requirement.



**Made in Great Britain**



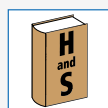


## Installation

In addition to designing, manufacturing and delivering your QMP product, we can also install it on your customers premises. For a moderate charge, our expert installation crews, backed by our professional project management team will ensure your order is installed on site at a convenient time and to high standards.

N.B. If an installation date needs to be cancelled or changed for any reason, 48 hours notice will be needed otherwise charges may apply.

### Our experienced and fully trained installation team:



Work safely within current Health & Safety regulations and willingly comply with site rules and regulations.



Work quickly to minimise any disruption.



Bring all necessary tools and equipment with them.



Are courteous and friendly at all times.



Carry ID if required.



Ask for a signature to confirm complete satisfaction with work.


### Our service includes:



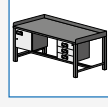
Moving the order from point of delivery to point of use.



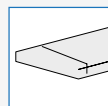
Unpacking the order from its protective transit packaging.



Assembling all product supplied in flat-pack format.



Positioning the product in the correct place.



Securing product to wall or floor as applicable.



By prior arrangement, carrying out any selected groundworks.



**Small Order Charges** - Orders of less than £350 excluding VAT after any applicable discounts may, at our discretion, attract a small order charge of £35 per delivery to mainland UK addresses. Certain low value orders may be made available only on an ex-works basis.

**Call-Off Orders** - We accept call-off orders provided the delivery date for all call-offs is confirmed in writing on the purchase order. Once the order is placed, call off dates may not be changed except by prior agreement. Should call-off dates not be confirmed at the time of order, QMP will price and manufacture the call-offs as separate orders.

**Offshore Deliveries** - We can arrange delivery at extra cost to offshore locations. Details are available on request from our sales office.

**Payment Terms** - QMP payment terms are 30 days net end of month following the month of invoice for credit accounts. Credit accounts are available subject to status.

**Returns** - In the unlikely event of you wishing to return goods, please contact the QMP sales department for authorisation. Manufactured to order and bespoke products cannot be returned into stock.

Selected items from our '5-Day Delivery' range can be returned to stock, please find details below:

- Express Lockers, up to 20 units.
- Workplace Cupboards, up to 5 units.
- Hazardous Substance Cupboards, up to 5 units.
- Square Tube Workbenches, up to 5 units.
- Cantilever Workbenches, up to 5 units.
- Cost Saver Cycle Racks, up to 10 units.
- Sheffield Loops, up to 10 units.
- Sheffield Racks, up to 5 units.
- Personal Effects Lockers, up to 5 units.

Please note that a re-stocking fee of 25% of the invoice value plus delivery costs will apply. Customers are expected to arrange transport of goods at their own expense.

**Damages** - If an item is delivered damaged we ask that the customer does not sign to accept the delivery, deliveries should only be signed for once inspected by the customer for signs of damage.

We ask that any damages be reported to QMP Sales immediately who will arrange for a replacement to be dispatched.

**Shortages** - If items are missing from the delivery customers must notify QMP Sales immediately who will arrange for the missing items to be dispatched.

**Refusal of Goods** - If delivery of goods is refused, then a re-delivery will be arranged by our sales department and customers will be notified of the re-delivery costs.

**Cancelling Orders** - Please call us immediately should you wish to cancel an order. We accept order cancellations without charge provided we have not started to make your order. If production has started, cancelling your order will be subject to a cancellation charge in proportion to our incurred costs.

**Product Design** - QMP reserves the right to change the design of our products from time to time without prior notice. Images within this catalogue are correct at time of going to press, but may differ at point of order. We also reserve the right to discontinue products. If you require a product to exactly match a particular design, please contact us before placing an order to ensure this is possible.

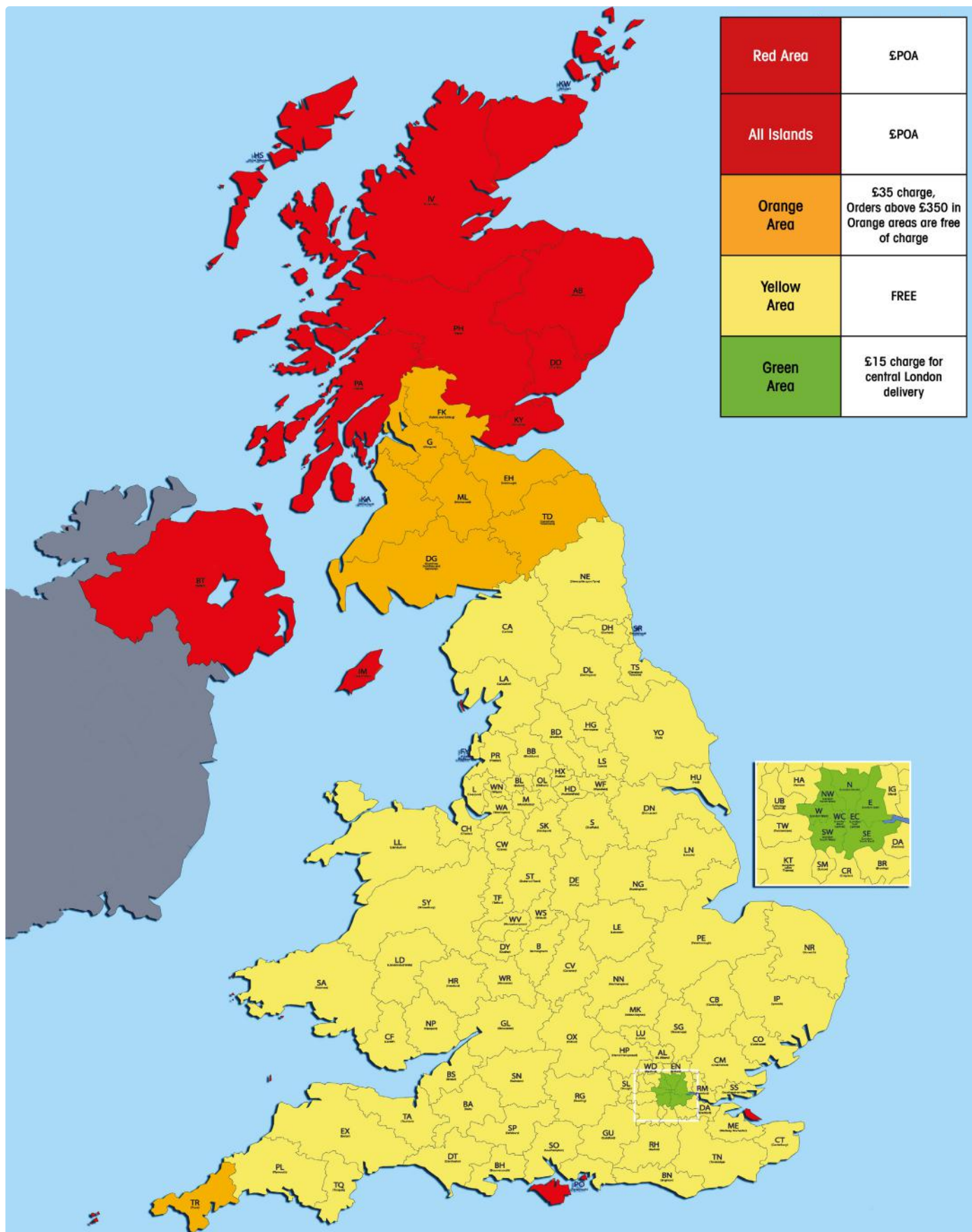
**Colour Matching** - Whilst we will always use paints manufactured to specified RAL numbers, no guarantee can be given to provide an exact match of colour or finish with previously made products. This also applies to worktops for workbenches and compact laminate for locker doors.

**Retention of Title** - Goods remain the property of QMP until paid for in full.



# Delivery

Deliveries are made to a kerbside location during office hours Monday to Friday. Delivery outside of this location, or hours can be arranged for an additional charge. Details are available from our sales office. Delivery dates are estimates only & the company shall not be liable for any loss or damage resulting from any delay in delivery.





Workbenches

Euroslide

Cupboards

Lockers

Workstations

Cycle Parking

Smoking Shelters

Trucks & Trolleys

Canteen Furniture

Pallets & Drum Storage

Barriers



UK MANUFACTURED

Distributed By

STORAGE DESIGN LIMITED

Tel: 01446 772614

email: [info@storage-design.ltd.uk](mailto:info@storage-design.ltd.uk)

web: [www.storage-design.ltd.uk](http://www.storage-design.ltd.uk)



100% Recycleable

Printed on paper made from totally chlorine free pulp (TCF) from sustainable sources

