




Satit Prasarnmit
International Programme

UNIFORM POLICY

SELF-RELIANCE | PARTICIPATION | INNOVATION | PROGRESSION



Satit Prasarnmit International Programme

Satit Prasarnmit International Programme Uniform Policy

(Updated June 2024)

The uniform code is within the constraints of the, 'Uniform Code of Satit Prasarnmit Demonstration School,' although it has been adapted to suit the needs of the International Programme students.

Students are expected to wear the prescribed dress every school day except on designated special days or except sports and special permission, for which guidelines are given separately in this document.

- All staff members are responsible for the administration of dress regulations. Questionable situations will be referred to a member of management.
- All students whose dress consistently does not conform to the school code will be referred by his/her Tutor/Teacher to The Student Support and Wellbeing team.
- If repeated and consistent violations occur the student's parents/guardian will be contacted.
- If the student needs to be sent from campus to change clothes, the classes he/she misses during this absence will be regarded as unexcused absences.

Manner of Dress


Accepted standards of modesty and neatness ensure that students are dressed and their appearance is appropriate in a school setting. All items of school clothing should fit properly and appropriately (shirts, blouses, shorts and skirts).

- The dress code is in effect on all school days from 7:00 A.M. to 4:00 P.M
- The dress code is followed on all school day trips unless informed otherwise by the trip leader staff member
- The uniform is school property therefore any action undertaken whilst in school uniform will come under the constraints of the Behaviour Policy.

Any student found to not be following the school uniform properly will be subject to the [SPIP Behaviour Policy](#). Dress code or appearance violations can be recorded by any member of staff, and disciplinary actions for violations of the dress code must include in-school detentions, after-school detentions, the loss of club privileges, internal suspension and external suspension.

Disciplinary actions for violations of the dress code may occur in these tiers:

1. **Issues that can be fixed immediately** may be cited and recorded on SchoolBase as a demerit by any member of staff throughout the day. Examples include but are not limited to: accessories and jewellery, temporary adjustments to uniform tops and/or bottoms (e.g., rolling the skirt waist to make it shorter), footwear (if the appropriate ones are available for change at school), hairstyle (but not hair length or colour) and make up.



Satit Prasarnmit International Programme

- Issues to be fixed by the following day** may only be cited and recorded on SchoolBase as a demerit once a day by the tutor (or cover tutor) in the morning. If a student arrives after the tutor group period, the staff member who signs the late form may cite the dress code violation and record a demerit on SchoolBase. If the cover tutor or staff member who signs the late form issues the demerit, the tutor needs to be informed. Examples include but are not limited to uniform top and/or bottoms, footwear (if the appropriate ones are not available for change at school) and prohibited piercings.
- Issues to be fixed by the first school day of the following week** may only be cited and recorded on SchoolBase as a demerit once each week by the tutor (or cover tutor who then needs to inform the tutor). If a student arrives after the tutor group period, the staff member who signs the late form may refer the issue to the tutor (or key stage leader, in the case that the tutor is absent that day). The student must be informed that they have until the beginning of the following week to remedy the issue or another demerit will be given. Examples include but are not limited to hair length, hair colour, nail colours and/or acrylic nail extensions.

Key Stage 3 & 4 School Uniform

Clothing Item	Boys	Girls
Shirt/Blouse	<ul style="list-style-type: none"> SPIP short sleeve polo shirt with school emblem. 	<ul style="list-style-type: none"> SPIP short sleeve polo shirt with school emblem.
Shorts/Skirts	<ul style="list-style-type: none"> Black shorts that fit properly and are below the mid thigh line. PE shorts must be from the school and only worn with House Shirts or PE kit 	<ul style="list-style-type: none"> Black school-issued skirt that fits properly and below the mid thigh line. PE shorts must be from the school and only worn with House Shirts or PE kit
Footwear	<ul style="list-style-type: none"> Trainers/running shoes Sport shoes White socks above ankle length. 	<ul style="list-style-type: none"> Trainers/running shoes Black buckled leather shoes Sport shoes White socks above ankle length.
Accessories	<p><u>Permitted items</u></p> <ul style="list-style-type: none"> Belts must be black leather. Backpack or satchel appropriate for school use. Any other bag must be cleared by a senior staff member. Official school outerwear (eg. sweater, hoodie, cardigan) A watch 	<p><u>Permitted items</u></p> <ul style="list-style-type: none"> Belts must be black leather. Backpack or satchel appropriate for school use. Any other bag must be cleared by a senior staff member. Official school outerwear (eg. sweater, hoodie, cardigan) A watch
Hair	<ul style="list-style-type: none"> Hairstyles must be neat: short at the back and sides (not covering any part of the ears and shirt collar) and have a fringe no longer than the eye brows. No streaks or highlights of different colours from the overall hair colour. Black and dark brown only. See images below. Questionable cases will be resolved by the appropriate KSL and passed to SLT if necessary. 	<ul style="list-style-type: none"> Short hairstyles cut as straight bob touching the shoulders/collar does not need to be tied up. Long hair (longer than the collar) must be tied in pigtails or ponytail. No hair must cover the face. Fringes/bangs must be neat and tidy and not obstruct vision. Hair bands, hair clips or lace are allowed in solid black, red, grey or white and with no pattern. No streaks or highlights of different colours from the overall hair colour. Black and dark brown only. See images below. Questionable cases will be resolved by the appropriate KSL and passed to SLT if necessary.




Satit Prasarnmit International Programme

Jewellery	<p><u>Permitted items</u></p> <ul style="list-style-type: none"> • One charity bracelet. • Religious necklaces but must be inside a school shirt. • Religious strings. • Clear bristles in pierced ears. <p><u>Not Permitted Items</u></p> <ul style="list-style-type: none"> • Tongue jewellery and other forms of visual piercing are not permitted. • No rings • No earrings 	<p><u>Permitted items</u></p> <ul style="list-style-type: none"> • One charity bracelet. • Religious necklaces but must be inside a school shirt. • Pierced ears are permitted but must be a single silver or gold stud/hoop no larger than 1.5cm diameter with no design or pattern one in each ear • Religious strings <p><u>Not Permitted Items</u></p> <ul style="list-style-type: none"> • Tongue jewellery and other forms of visual piercing (with the exception of earrings) are not permitted. • No rings
Make up & Nails	<ul style="list-style-type: none"> • Makeup is not permitted. Special circumstances will be decided upon by KSL/Head of SSW. • Nails should be kept short (maximum 2mm past fingertip). • Nail polish is not allowed. 	<ul style="list-style-type: none"> • Makeup is not permitted. Special circumstances will be decided upon by KSL/Head of SSW. • Clear lip balm may be applied. • Nails should be kept short (maximum 2mm past fingertip). • Nail polish is not allowed.

Key Stage 5 School Uniform (6th Form)

Clothing Item	Boys	Girls
Shirt/Blouse Tie	<p>Polo shirt</p> <ul style="list-style-type: none"> • SPIP short sleeve polo shirt with school emblem. <p>Formal wear</p> <ul style="list-style-type: none"> • White long sleeve shirt. • SPIP 6th Form tie at all times. 	<p>Polo shirt</p> <ul style="list-style-type: none"> • SPIP short sleeve polo shirt with school emblem. <p>Formal wear</p> <ul style="list-style-type: none"> • White long or short sleeve blouse. • SPIP 6th Form tie at all times.
Shorts/Skirts	<ul style="list-style-type: none"> • With polo shirt, black shorts that fit properly and are below the mid-thigh line. Or black trousers as outlined below. • With formal wear, black trousers that fit properly and are the appropriate length of no shorter than a quarter/slight break (i.e., the cuff is barely resting on the shoes when standing). • PE shorts must be from the school and only worn with House Shirts or PE kit 	<ul style="list-style-type: none"> • Black school issue skirt that fits properly and is the appropriate length of no shorter than 2 inches above the top of the knee while standing. • PE shorts must be from the school and only worn with House Shirts or PE kit
Footwear	<ul style="list-style-type: none"> • Black leather shoes with no visible name brand markings. • Trainers are not allowed outside of the 4th Floor whilst in 6th form uniform • Black socks higher than the ankle. 	<ul style="list-style-type: none"> • Black leather shoes that are smart, closed toe, and appropriate. Open-heeled shoes must have a strap (i.e., not a slip-on). • Girls are allowed to wear black shoes or heels no higher than 2 inches. • Under no circumstances are stilettos acceptable. • Trainers are not allowed outside of the 4th Floor whilst in 6th form uniform
Accessories	<p><u>Permitted items</u></p> <ul style="list-style-type: none"> • Belts must be black leather. 	<p><u>Permitted items</u></p> <ul style="list-style-type: none"> • Belts must be black leather.



Satit Prasarnmit International Programme

	<ul style="list-style-type: none"> • Backpack or satchel appropriate for school use. Any other bag must be cleared by a senior staff member. • Official school outerwear (eg. sweater, hoodie, cardigan) • A watch 	<ul style="list-style-type: none"> • Backpack or satchel appropriate for school use. Any other bag must be cleared by a senior staff member. • Official school outerwear (eg. sweater, hoodie, cardigan) • A watch
Hair	<ul style="list-style-type: none"> • Hairstyles must be short at the back and sides and have a fringe no longer than the eye-brows • No streaks or highlights of different colours from the overall hair colour. • Black and dark brown only. See images below. • Questionable cases will be resolved by the appropriate KSL and passed to SLT if necessary. 	<ul style="list-style-type: none"> • Short hairstyles cut as a straight bob touching the shoulders/collar. • Long hair is allowed to be untied but must be neatly brushed and clean. Otherwise, it will have to be tied up. • No hair must cover the face. • Hair bands, hair clips or lace are allowed in solid black, red, grey or white and with no pattern. • No streaks or highlights of different colours from the overall hair colour. • Black and dark brown only. See images below. • Questionable cases will be resolved by the appropriate KSL and passed to SLT if necessary.
Make up & Nails	<ul style="list-style-type: none"> • Make up should be natural and minimal • No colourful eyeshadow, eyeliner or lipstick • Light brown/ peach eyeshadow • Clear/ nude tone lip colours • Nails should be kept short (max 2mm past fingertip) • Manicure should be natural and minimal • Clear/ nude tones/ french manicure • No glitter/ graphic nail designs • Questionable cases will be resolved by the appropriate KSL and passed to SLT if necessary. 	<ul style="list-style-type: none"> • Make up should be natural and minimal • No colourful eyeshadow or lipstick • Light brown/ peach eyeshadow • Clear/ nude tone lip colours • Nails should be kept short (max 2mm past fingertip) • Manicure should be natural and minimal • Clear/ nude tones/ french manicure • No glitter/ graphic nail designs • Questionable cases will be resolved by the appropriate KSL and passed to SLT if necessary.
Jewellery	<p><u>Permitted items</u></p> <ul style="list-style-type: none"> • One charity bracelet • Religious necklaces but must be inside a school shirt • Religious strings • Clear bristles in pierced ears <p><u>Not Permitted Items</u></p> <ul style="list-style-type: none"> • Tongue jewellery and other forms of visual piercing are not permitted • No rings 	<p><u>Permitted items</u></p> <ul style="list-style-type: none"> • One charity bracelet • Religious necklaces but must be inside a school shirt • Pierced ears are permitted but must be a single silver or gold stud/hoop no larger than 1.5cm diameter with no design or pattern one in each ear • Religious strings <p><u>Not Permitted Items</u></p> <ul style="list-style-type: none"> • Tongue jewellery and other forms of visual piercing (except for earrings) are not permitted • No rings

P.E. Uniform

The P.E. uniform is to be worn for P.E. classes but students are allowed to arrive at school in their P.E. uniform if they have P.E. that day. Furthermore, all students must bring a spare pair of socks with them to school on the day they have a P.E. lesson. Only the current P.E. uniform should be worn.

Students are not allowed to wear P.E. uniform on days when they do not have P.E. and outside of their designated P.E. uniform day.



Satit Prasarnmit International Programme


Students are advised to bring their school uniform with them on the day they have P.E. to change into after class. This advice is due to the following reasons: hygienic purposes, wet conditions or damages to clothing items during participation.

As long as permission has been granted by the Head of P.E. certain mitigating circumstances will be accepted such as religious variations to the uniform.

P.E Kit (uniform) All SPIP students are issued with a standard Grey (KS4/5) and Red (KS3) P.E. shirt. This is to be worn for all P.E. classes for Key Stage 3, Key Stage 4 and Key Stage 5. Students enrolled in IGCSE and A levels P.E. are issued the respective subject uniforms.

Swimsuits (Key Stage 3) All SPIP students are issued with standard SPIP swimsuits in Key Stage 3 which should be worn for all swimming lessons. Students will be permitted time to change from their school uniform into their SPIP swimsuits. At the end of the lesson, students will be granted time to shower and change back to their school uniform before returning to other classes. Swimming lessons will be every two weeks for all Key Stage 3 students. Whereas Key Stage 4 will have a set number of weeks they have to complete swimming during their CORE P.E. lessons.

Clothing Item	Boys	Girls
P.E. Shirt	<ul style="list-style-type: none"> SPIP red, grey and white P.E. top. 	<ul style="list-style-type: none"> SPIP red, grey and white P.E. top.
Shorts/Pants	<ul style="list-style-type: none"> SPIP red and black P.E shorts. 	<ul style="list-style-type: none"> SPIP red and black P.E shorts
Footwear	<ul style="list-style-type: none"> Appropriate sport shoes must be worn for safety (eg. no Converse/ skate/ canvas shoes) White socks higher than the ankle Students should have a spare pair of socks to change into after each P.E lesson. <p><u>Permitted items</u></p> <ul style="list-style-type: none"> Athletic footwear suitable for the activity. i.e Football boots 	<ul style="list-style-type: none"> Appropriate sport shoes must be worn for safety (eg. no Converse/ skate/canvas shoes) White socks higher than the ankle Students should have a spare pair of socks to change into after each P.E lesson. <p><u>Permitted items</u></p> <ul style="list-style-type: none"> Athletic footwear suitable for the activity. i.e Football boots
Accessories	<p><u>Permitted items</u></p> <ul style="list-style-type: none"> Sport-specific equipment: shin pads during football. 	<p><u>Permitted items</u></p> <ul style="list-style-type: none"> Sport-specific equipment: shin pads during football.
Swimming	<ul style="list-style-type: none"> Personal swimming goggles Personal Swim caps SPIP swimming shorts/trunks SPIP Rash vest is optional 	<ul style="list-style-type: none"> Personal swimming goggles Personal Swim caps SPIP swimming shorts/trunks SPIP Rash vests are optional but must be approved by the P.E Department.
Hair	<ul style="list-style-type: none"> Same as the general school uniform above. 	<ul style="list-style-type: none"> Short hairstyles - cut as a straight bob touching the collar does not need to be tied up. Long hairstyles – hair longer than the collar must be tied in a ponytail.



Satit Prasarnmit International Programme

Jewellery	<ul style="list-style-type: none"> No jewellery is to be worn. 	<ul style="list-style-type: none"> ONLY Pierced ears are permitted but must be a single silver or gold stud/hoop with no design or pattern one in each ear. <p>Note: Any piece of jewellery must be removed if the P.E. teacher or sports coach feels that it may pose a hazard during the lesson or training.</p>
------------------	---	---

House Uniform

During special House Events such as Sports Day, Swimming Gala, and House Day (every Friday) students must wear their House Shirt throughout the whole day.

Failure to wear a House shirt means that the student or their House could have the following consequences imposed on them:

- House Point deduction
- The student is ineligible for double House Points
- The student is ineligible to participate as a representative in House Events or House Competitions

Clothing Item	Boys	Girls
House Shirt	<ul style="list-style-type: none"> SPIP House Shirt in the colour of their House. 	<ul style="list-style-type: none"> SPIP House Shirt in the colour of their House.
Shorts	<ul style="list-style-type: none"> SPIP red and black P.E shorts OR Black Shorts that fit properly and are the appropriate length as indicated for KS3, KS4 and KS5 school uniform guidelines. 	<ul style="list-style-type: none"> SPIP red and black P.E shorts OR Black school-issued skirt that fits properly and is the appropriate length as indicated for KS3, KS4 and KS5 school uniform guidelines.
Footwear	<ul style="list-style-type: none"> Sport shoes are permitted all day. Sports shoes with colours/patterns are permitted to be worn ONLY during P.E. lessons. Students must change back into normal school shoes after the lesson. White socks higher than the ankle Students should have a spare pair of socks to change into after each P.E. lesson. 	<ul style="list-style-type: none"> Sport shoes are permitted all day. Sports shoes with colours/patterns are permitted to be worn. Students must change back into normal school shoes after the lesson. White socks higher than the ankle Students should have a spare pair of socks to change into after each P.E. lesson.

Non-Uniform Days

There will be occasions where students will not have to be in their regular uniform. Each occasion will typically be themed, and more information is given shortly ahead of the day. Note that in addition to the stated guidelines for each occasion, the following must be observed:

- The midriff and shoulders must be covered (as a rule of thumb, the armpits should not be visible). Clothes with holes, tears, ravels and patches are not to be worn.
- Shorts or skirts cannot be more than 2 inches above the knee when standing. Leggings are not permitted to be worn as pants but may be worn under a dress or skirt.
- Flip-flops, slippers, sandals, clogs, mules, high wedge/heel shoes (except for KS5 girls, within the uniform guideline), and rubber boots are not permitted in the building.



Satit Prasarnmit International Programme

- Clothing or other articles that include profanity or obscenities, promotes illegal substance use, is derogatory to any class or category of people, promotes political opinion, or causes disruption of the educational process are not permitted.
- Sunglasses, hats and caps are not permitted in the building. Accessories of any kind that are disruptive to the educational process are not permitted.

Violations of any of the above points will result in a Level 2 uniform policy sanction. Students will then be asked to remedy the issue right away or, for severe cases, be sent home. Repeated violations of the non-uniform guideline will result in the student losing the non-uniform day privilege.

Residential Trips

For each residential trip, students will be advised on recommended attire, depending on activities involved. In addition to this, the following must be observed:

- As students are still representing the school while they are outside, they must adhere to the guidelines for non-uniform days.
- For water activities at a waterpark, beach, lake or river: boys should wear swim trunks or boardshorts, while girls should wear a one-piece swimsuit or tankini that does not expose the midriff.

Violations of any of the above points will result in a Level 2 uniform policy sanction. Students will then be asked to remedy the issue right away. If it is deemed that the student cannot safely carry out an activity because of inappropriate attire, they will not be allowed to participate in such activity.



Satit Prasarnmit International Programme

Examples of appropriate SPIP Uniform

1. Key Stage 3 Student Uniform





Satit Prasarnmit International Programme

2. Key Stage 4 Student Uniform





Satit Prasarnmit International Programme

3. Key Stage 5 Student Uniform





Satit Prasarnmit International Programme




Trouser length for boys - Quarter/Slight break or longer





Satit Prasarnmit International Programme








Satit Prasarnmit International Programme

4. SPIP PE Uniform KS3





Satit Prasarnmit International Programme






Satit Prasarnmit International Programme


KS4 & 5





Satit Prasarnmit International Programme





Satit Prasarnmit International Programme

5. Boys Hair and Footwear





Satit Prasarnmit International Programme

6. Girls Hair, Footwear and Jewellery



This policy will be reviewed and changed in the occurrence of mitigating circumstances at SPIP.



Satit Prasarnmit
International Programme

UNIFORM POLICY

SELF-RELIANCE | PARTICIPATION | INNOVATION | PROGRESSION