



SPINeasy[®] **Extraction/Purification Kits**

MPCAT-SE202409-02

Table of Content

SPINeasy® Genomic DNA Extraction Kit

SPINeasy® DNA Kit for Plant - - - - -	Page 8
SPINeasy® DNA Kit for Blood - - - - -	Page 9
SPINeasy® DNA Pro Kit for Soil - - - - -	Page 11
SPINeasy® DNA Maxi Kit for Soil - - - - -	Page 13
SPINeasy® DNA Kit for Water - - - - -	Page 15
SPINeasy® DNA Kit for Saliva - - - - -	Page 17
SPINeasy® Host Depletion Microbial DNA Kit - - - - -	Page 19
SPINeasy® DNA Kit for Microbiome - - - - -	Page 21
SPINeasy® DNA Pro Kit for Feces - - - - -	Page 25
SPINeasy® DNA Kit for Yeast - - - - -	Page 29
SPINeasy® DNA Kit for Tissue - - - - -	Page 31

SPINeasy® 96-Well Extraction Kit

SPINeasy® 96-Well DNA Pro Kit for Soil - - - - -	Page 36
SPINeasy® 96-Well DNA Kit for Tissue - - - - -	Page 39
SPINeasy® 96-Well Plasmid Miniprep Kit - - - - -	Page 42
SPINeasy® 96-Well DNA Kit for Blood - - - - -	Page 44

SPINeasy® RNA Extraction Kit

SPINeasy® RNA Kit for Tissue (With / Without Lysing Matrix) - - - - -	Page 50
SPINeasy® RNA Kit for Bacteria - - - - -	Page 52
SPINeasy® Virus RNA Kit - - - - -	Page 54
SPINeasy® RNA Kit for Feces - - - - -	Page 55
SPINeasy® RNA Kit for Yeast - - - - -	Page 58
SPINeasy® RNA Kit for Blood - - - - -	Page 62
SPINeasy® RNA kit for Soil - - - - -	Page 64

SPINeasy® Co-Purification/ Clean-Up Kit

SPINeasy® DNA/RNA/Protein All-In-One Kit - - - - -	Page 68
SPINeasy® DNA/RNA Kit for Soil - - - - -	Page 70
SPINeasy® PCR Purification and Gel Extraction Kit - - - - -	Page 74
SPINeasy® DNA Purification Kit - - - - -	Page 75
SPINeasy® DNA/RNA Kit for Feces - - - - -	Page 77
SPINeasy® DNA/RNA Kit for Blood - - - - -	Page 80

SPINeasy® Plasmid DNA Extraction Kit

SPINeasy® Plasmid Miniprep Kit - - - - -	Page 86
SPINeasy® Plasmid Midiprep Kit - - - - -	Page 88
SPINeasy® Yeast Plasmid Miniprep Kit - - - - -	Page 90

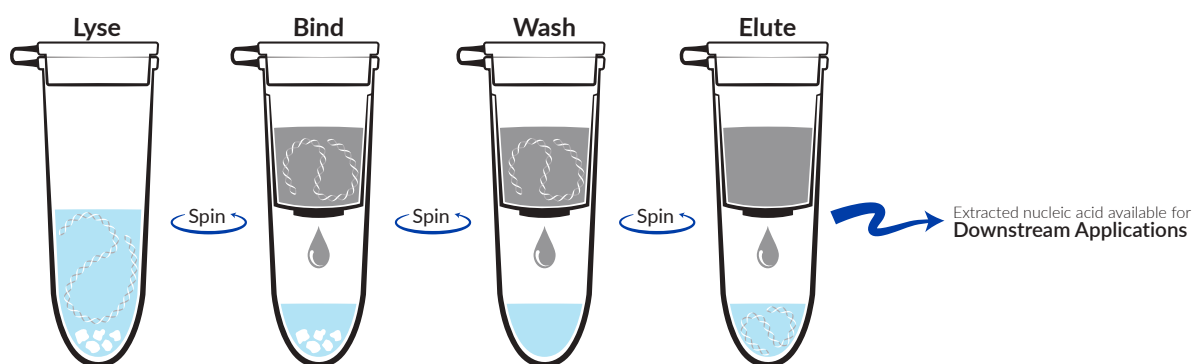
Premium SPINeasy[®] DNA/RNA Extraction/Purification Kits

SPINeasy[®] nucleic acid isolation kits are designed for simple, efficient, and rapid purification of DNA and RNA from wide range of samples. These kits utilize the silica-membrane technology in the form of spin column, eliminating the need for toxic phenol-chloroform extraction or time-consuming alcohol precipitation. Purified nucleic acid is ready to use for downstream applications.

Simple SPINeasy[®] protocol for spin-column based purification

Spin column purification utilize solid-phase extraction method to bind and isolate DNA /RNA within column which contain silica filter membrane. Sample is homogenized and/or lysed using the optimized lysis buffer. Lysate is then mixed with ethanol to precipitate the nucleic acid.

Once the lysate is passed through the silica membrane by centrifugation, the spin column membrane is then washed to remove the remaining protein and salts residual. The nucleic acid is then eluted and ready to use for various downstream applications.



SPINeasy[®] purification protocol. Four simple steps purification procedure to purify nucleic acid from sample using spin-column method.

Nucleic Acid Extraction Methods

Method	Spin Column	Magnetic Beads
Series	SPINeasy®	MagBeads
Technology	Spin column and reagents are utilized for nucleic acid purification via centrifugation method	Magnetic beads and reagents are utilized for nucleic acid purification
Technique	Sample is pre-treated and homogenized prior to loading into spin column. The column is washed, and the extracted DNA/RNA is eluted off from the column via centrifugation or vacuum manifold.	Sample is pre-treated and homogenized prior to mixing with magnetic beads. The magnetic beads are then washed, and the extracted DNA/RNA is dissociated from the beads.
Purity	High	High
Throughput	Low-medium	Medium-high
Advantage	Fast and simple procedure Ready to use kit format for improved convenience Flexible for use with both centrifugation or vacuum based systems for higher throughput	High throughput No risk of column clogging High yield and efficiency Automatable on MPure aNAP systems
Recommended For	Most nucleic acid extraction	Medium to high throughput sample processing

SPINeasy[®]

Genomic DNA
Extraction Kit

Sample Selection Guide for SPINeasy®

Genomic DNA Extraction Kit

SPINeasy® Maxi Kit for Soil

- ✓ General Soil
- ✓ High Biomass Soil
- ✓ Low Biomass Soil

SPINeasy® Pro Kit for Soil

- ✓ Gram(-) Bacteria
- ✓ Gram (+) Bacteria
- ✓ Yeast
- ✓ Mammalian Whole Blood
- ✓ Fungi
- Saliva
- ✓ General Soil
- ✓ High Biomass Soil
- ✓ Low Biomass Soil
- ✓ Urine
- Seawater
- Fresh Water
- Wastewater
- Pond Water
- River Water

SPINeasy® DNA Kit for Tissue

- ✓ Animal Tissue
- ✓ Fixed Tissue
- ✓ Rodent Tails

SPINeasy® DNA Kit for Plant

- ✓ Lichen
- ✓ Plant Cells
- ✓ Plant Tissue
- ✓ Rice

SPINeasy® DNA Kit for- Microbiome

- ✓ Body Fluids
- ✓ Buccal Swab
- ✓ Saliva
- ✓ Gram(-) Bacteria
- ✓ Gram (+) Bacteria
- ✓ Yeast
- ✓ Mammalian Whole Blood
- ✓ Plasma
- ✓ Serum
- ✓ Fungi
- ✓ Saliva
- ✓ General Soil
- ✓ Urine
- Seawater
- Fresh Water
- Wastewater
- Pond Water
- River Water
- ✓ Milk
- ✓ Vinasse

SPINeasy® DNA Kit for Saliva

- ✓ Body Fluids
- ✓ Saliva

SPINeasy® DNA Kit for Blood

- Cultured Cells
- ✓ Mammalian Whole Blood
- ✓ Plasma
- ✓ Serum
- Urine

SPINeasy® DNA Kit for Water

- ✓ Seawater
- ✓ Fresh Water
- ✓ Wastewater
- ✓ Pond Water
- ✓ River Water

SPINeasy® Host Depletion Microbial DNA Kit

- ✓ Body Fluids
- ✓ Buccal Swab
- ✓ Saliva

SPINeasy® DNA Pro Kit for Feces

- ✓ Stool Sample

SPINeasy® DNA Kit for Yeast

- ✓ Yeast

Legend

✓ Recommended

○ Recommended with Additional Optimization Step

SPINeasy® DNA Kit for Plant




The SPINeasy® DNA Kit for Plant is designed to isolate high quality genomic DNA from a variety of plant samples including leaves, stems, buds, fruits, seeds, etc. The samples are lysed with beads beating method which is rapid and efficient. The superior technology can remove polysaccharides, lipids and polyphenols from the DNA, which is then ready for enzyme digestion, electrophoresis, PCR and any other desired application.

Features

- Isolate genomic DNA from various plant samples
- Comes with **Lysing Matrix A** tubes for thorough sample lysis
- Superior inhibitor removal
- High concentrations** of pure gDNA which is suitable for downstream applications
- No hazardous chemicals, no ethanol precipitation

Extraction Results



MP Biomedicals SPINeasy® DNA Kit for Plant isolated genomic DNA with high yield and purity, as shown by the intact bands on gel electrophoresis

Product Information

Description	Size	Catalogue No.
SPINeasy® DNA Kit for Plant	50 preps	116535050
	5 preps	116535005

SPINeasy® DNA Kit for Blood



SPINeasy® DNA Kit for Blood is a high-performance genomic DNA (gDNA) extraction kit which is based on silica-membrane spin-column technology.

This kit enables quick isolation of gDNA from whole blood preserved in different anticoagulants (EDTA, Heparin, and sodium citrate), typically in less than 30 minutes. It also allows easy gDNA isolation from other samples, including plasma, serum, saliva, and cell culture medium. The use of our specially formulated Lysis Buffer BL omits the need of homogenization and enables efficient lysis of various samples.

Features

Rapid and efficient DNA isolation in **less than 30 minutes**

Fresh, frozen, or anticoagulated blood

Simple and effective lysis protocol using **Lysis Buffer BL** and Proteinase K to omit the need of any mechanical lysis

No organic extraction

High purity DNA ready to be used for downstream application

Performance

SPINeasy® DNA Kit for Blood has been tested on various sample types for its performance. The following data demonstrate the gDNA yields obtained from various sample sources. Results showed that all extracted gDNA are of high yield and purity (Table and Figure below) which is suitable for downstream PCR amplification.


Samples	Sample Volume	Yield (ng/μL sample)	A (260/280)	A (260/230)
Human Blood (EDTA)	200 μL	28.38	1.87	2.32
Human Blood (Heparin)	200 μL	29.78	1.93	2.49
Human Blood (Citrate)	200 μL	16.16	1.90	2.54
Blood Clot*	0.15 g	43.64	1.90	2.18
Saliva**	200 μL	16.48	1.93	3.62
Cell Culture Media	200 μL	32.83	1.87	2.86

Quality and quantity of gDNA extracted from various sample types using SPINeasy® DNA kit for Blood.

*Sample processed using homogenization method via Fastprep-24TM 5G with lysing matrix.

**Sample preserved in preservation buffer (SPS, provided in SPINeasy DNA Kit for Saliva).

Extraction Results



gDNA extracted from various sample using SPINeasy® DNA Kit for Blood. The purified DNA was analyzed on 1% agarose gel electrophoresis.

Product Information

Description	Size	Catalogue No.
SPINeasy® DNA Kit for Blood	50 preps	116552050
	5 preps	116552000

SPINeasy® DNA Pro Kit for Soil



Soil samples are complex environments characterized by the presence of inhibitory compounds, such as humic acid, heavy metals, and other aromatic components which may prove to be challenging for downstream analyses. The **SPINeasy® DNA Pro Kit for Soil** has been carefully designed for the isolation of pure microbiome genomic DNA from challenging soil types including those with low biomass or those highly contaminated. The SPINeasy® DNA Pro Kit for Soil effectively lyses various microbiome population, including bacteria, fungi, viruses, and protists. The kit provides similar yields to that of our highly cited FastDNA™ SPIN Kit, but with improved purity and reduced processing time. Isolated DNA products showed no inhibition in PCR and were immediately ready to be used in downstream applications, including long fragment PCR, qPCR, and next-generation sequencing (16S and whole genome) without the need of further inhibitor removal step.

Features


Effective isolation of high quality genomic DNA from high biomass and **low biomass sample**

Unbiased alpha diversity results

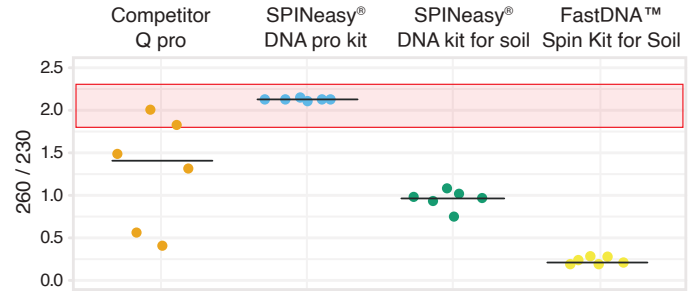
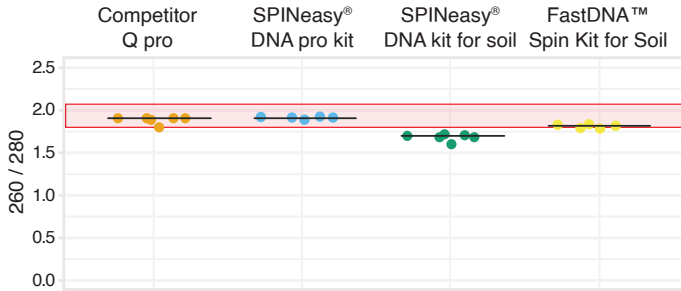
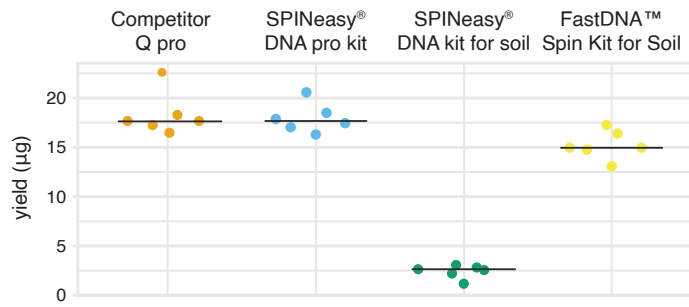
Higher purity and shorter processing time

Compatible with **vacuum manifold**

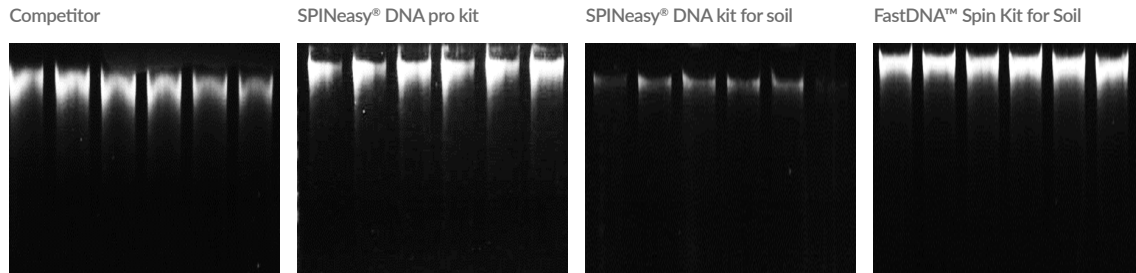
Extraction Results



DNA extraction performed on 250 mg of low biomass soil samples using SPINeasy® DNA Pro kit and competitor Q Pro kit following manufacturer instruction.



Integrity



The SPINeasy® DNA pro kit demonstrated superior yield, purity and integrity compared to other extraction kits.

High biomass soil sample was processed using SPINeasy® DNA Pro Kit and other extraction kits. The extraction performance was evaluated using a spectrophotometer and summarized with a dot plot with each dot representing a single extraction, or agarose gel to assess the DNA integrity.

Product Information

Description	Size	Catalogue No.
SPINeasy® DNA Pro Kit for Soil	50 preps	116546050
	5 preps	116546000

SPINeasy® DNA Maxi Kit for Soil



Soil analysis can be a challenging task due to the complex environment of soil samples, which often contain high microbial load and inhibitory compounds such as humic acid, heavy metals, and aromatic components. However, with the **SPINeasy® DNA Maxi Kit for Soil**, DNA extraction from soil samples is now faster and more convenient than ever before.

SPINeasy® DNA Maxi Kit for Soil has been optimized to efficiently extract pure microbial DNA from large amounts of soil, making it compatible with all types of soil samples. Whether you are working with compost (up to 10 g) or sand (up to 20 g), our kit is designed to effectively lyse a variety of microbiome populations including bacteria, fungi, viruses, and protists, resulting in higher purity and reduced processing time.

With the SPINeasy® DNA Maxi Kit for Soil, there is no need for further inhibitor removal steps. The isolated DNA is fully compatible with downstream PCR and NGS applications, including 16S and whole genome sequencing.

Try SPINeasy® DNA Maxi Kit for Soil today and experience fast, convenient, and efficient DNA extraction from soil samples. This kit provides the perfect solution for researchers studying soil microbial communities and environmental DNA.

Features

BigPrep Lysing Matrix YB allows for **mass sample processing**

Process up to **20 g of soil samples**

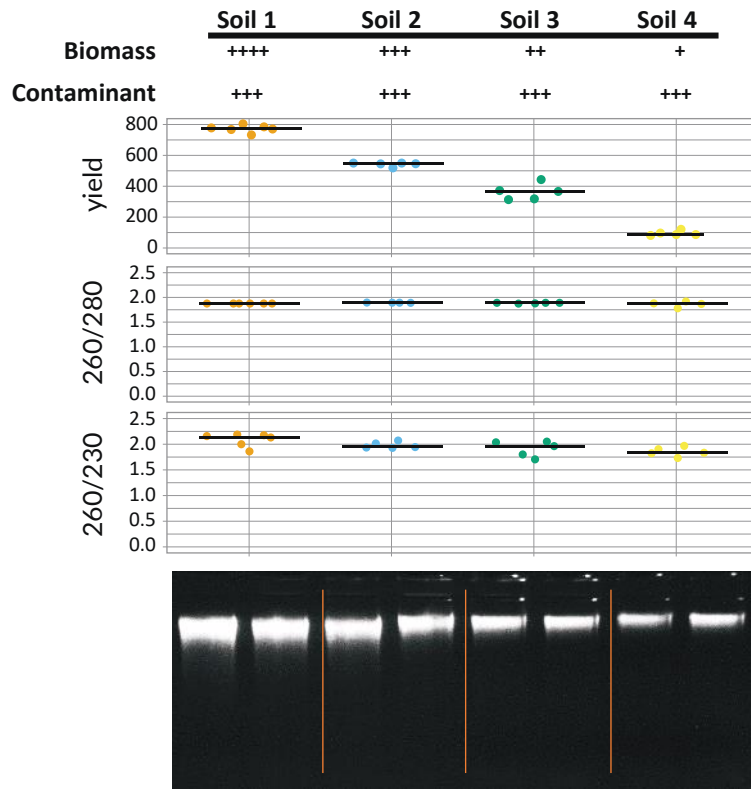
Flexibility to use either Centrifugation or Vacuum Manifold protocol **for faster processing**

Optimized for both high- and low-biomass samples

Performance

The performance of SPINeasy® DNA Maxi Kit for Soil has been extensively validated across a diverse range of soil types and starting sample amounts. This kit consistently produces high-quality DNA with optimal A260/280 and A260/230 ratios, ensuring accurate downstream analysis. Furthermore, the exceptional reproducibility is evidenced by similar yields obtained when using the same amount of starting sample in repeat experiments.

Isolation from various soils



The SPINeasy® DNA Maxi Kit for Soil extracts genomic DNA from a wide range of soils irrespective of its microbial load or contamination level. It delivers up to 800µg of DNA from 10g of soil with an optimal purity.

Product Information

Description	Size	Catalogue No.
SPINeasy® DNA Maxi Kit for Soil	10 preps	116549010

SPINeasy® DNA Kit for Water



SPINeasy® DNA Kit for Water is specially designed to achieve quick isolation of genomic DNA from various types of water samples. The kit employs silica-membrane spin-column technology to effectively bind DNA. The resulting high-quality DNA can be used for downstream analyses. The kit is supplied with 5ml lysing matrix and a sterile 0.22 µm filter membrane.

Features


Proprietary removal buffers significantly **improve the purity** of extracted DNA

Rapid lysis of microorganisms yields **high concentrations** of pure DNA

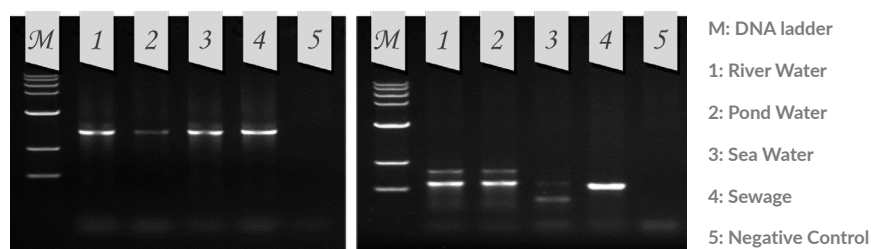
Suitable for various types of water samples

The extraction process **does not require** phenol, chloroform or other toxic reagents

Extraction Results



gDNA extracted from different types of water samples using SPINeasy® DNA Kit for Water, analyzed using 1 % agarose gel electrophoresed at 70 V for 30 min



16S- PCR (left) & ITS-PCR (right) amplification of gene from different types of water samples using SPINeasy® DNA Kit for Water

Water Samples	Sample Volume (mL)	Yield (ng/ μ L sample)	A (260/280)	A (260/230)
River Water	100	46.22	1.88	1.90
Pond Water	165	19.85	1.86	2.32
Sea Water	1000	28.39	1.92	2.00
Sewage	15	120.32	1.83	1.65

Product Information

Description	Size	Catalogue No.
SPINeasy® DNA Kit for Water	50 preps	116536050
	5 preps	116536000

SPINeasy® DNA Kit for Saliva



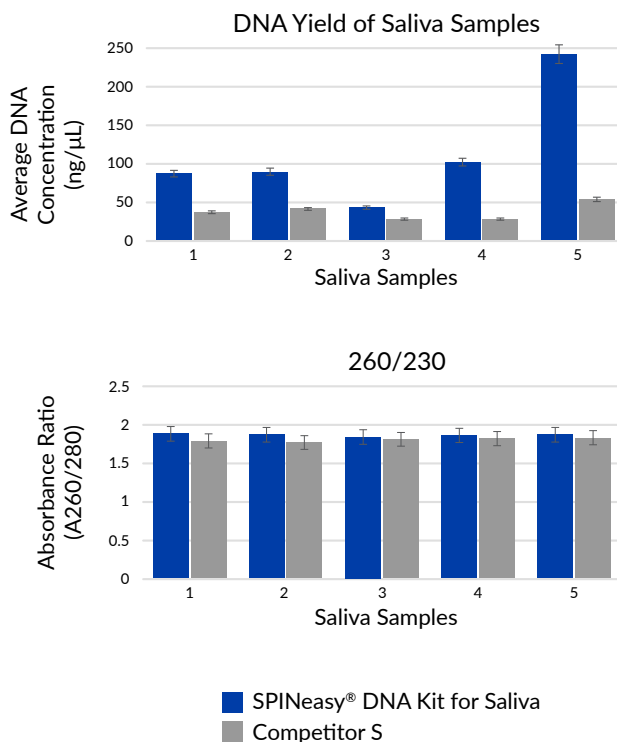
The use of saliva as a source of DNA over blood samples has become an attractive approach for various applications ranging from genetic studies to pathogen detection. Unlike blood sampling, saliva collection is an easy, painless, and non-invasive method which does not require trained personnel for the collection process. In addition, saliva does not clot, and it is safe to be handled as there is lower risk of pathogen transmission as compared to other bio-fluid samples. However, storing saliva samples can be problematic. The **SPINeasy® DNA Kit for Saliva** from MP Biomedicals makes saliva sampling easier using our specially formulated Saliva Preservation Solution (SPS) to preserve the sample at room temperature without compromising the quality. SPINeasy® DNA Kit for Saliva allows DNA from fresh, frozen, or SPS-preserved saliva to be extracted with a quick and easy protocol, using silica spin-column technology. Purified DNA is recovered with high yield and purity, suitable for various downstream molecular applications.

Features

- Specially formulated saliva preservative solution** to store saliva samples at room temperature for a prolonged period
- Simple and effective extraction protocol with **high DNA yield and purity**
- Isolate gDNA from **25 – 500 µL** of saliva with simple procedures
- Purified DNA is ready to be used** for downstream application

Extraction Result

SPINeasy® DNA Kit for Saliva has been optimized to offer superior performance over the competitors' kits in both yield and purity, with minimal demand for the amount of sample.



Average DNA yields of saliva samples from five donors. Genomic DNA isolated using SPINeasy® DNA Kit for Saliva and comparable kit from Competitor S following manufacturer's recommended protocols. Purified DNA was quantified using spectrophotometer.

Product Information

Description	Size	Catalogue No.
SPINeasy® DNA Kit for Saliva	50 preps	116551050
	5 preps	116551000

SPINeasy® Host Depletion Microbial DNA Kit



Host DNA contamination impedes the molecular analyses of microbiomes in host samples, such as bodily fluids and swabs.

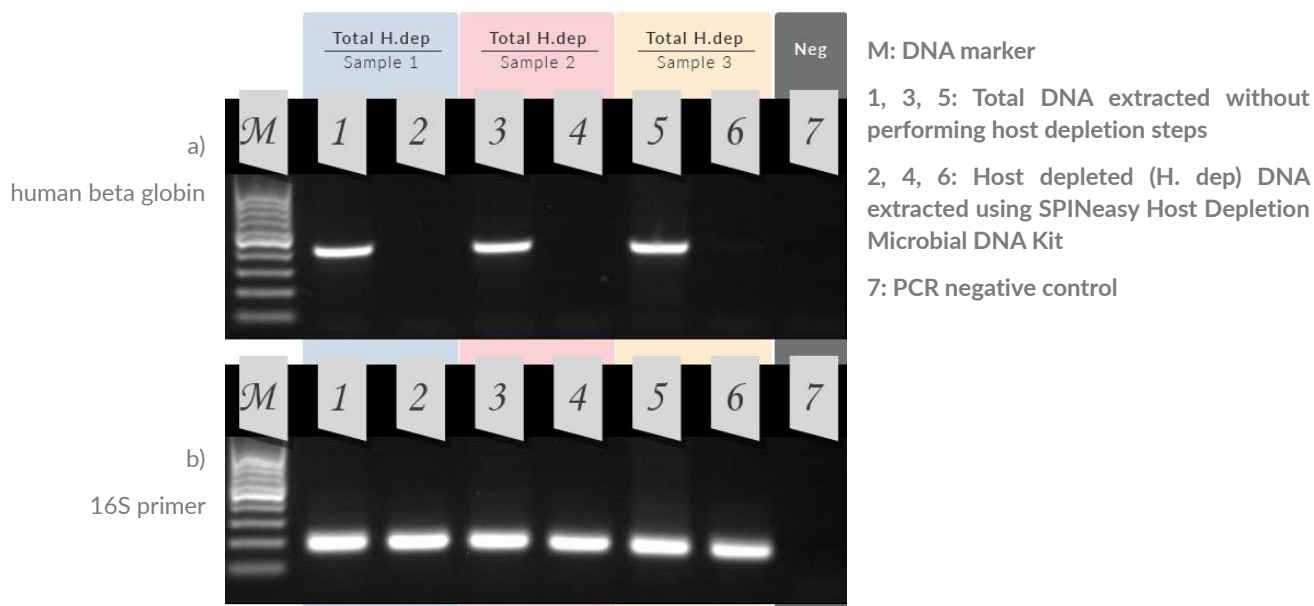
The **SPINeasy® Host Depletion Microbial DNA Kit** provides an easy-to-use workflow to isolate microbial DNA from samples containing high amounts of host DNA. This background reduction of host DNA is achieved through selective lysis of host cells with our specially formulated Host Lysis Buffer. Microbial DNA is purified using a convenient silica-membrane spin-column technology workflow and ready for downstream molecular applications.

Features

- Effectively depletes host DNA
- Isolation of Microbial DNA from **bodily fluids and swab**
- Silica-membrane **spin-column technology**
- Optimized lysis workflow** with Host Lysis Buffer

Extraction Result

SPINeasy Host Depletion Microbial DNA Kit demonstrates effective host DNA depletion with >90% recovery of microbial DNA.



Gel electrophoresis of PCR amplification with DNA extracted from three saliva samples using SPINeasy Host Depletion Microbial DNA Kit. a) PCR detection of host DNA using human β -globin primers. b) PCR detection of bacterial DNA using 16S primers.

Product Information

Description	Size	Catalogue No.
SPINeasy® Host Depletion Microbial DNA kit	50 preps	116545050
	5 preps	116545000

SPINeasy® DNA Kit for Microbiome



SPINeasy® DNA Kit for Microbiome employs a novel method for isolating microbial genomic DNA from various samples. With its highly effective lysis capability and silica-membrane spin-column technology, the SPINeasy® DNA Kit for Microbiome provides the perfect solution for isolating the DNA from bacteria, body fluids and various environmental samples such as soil and stool.

With the use of specially formulated Buffer MB1 and Lysing Matrix E in combination with FastPrep® Instruments from MP Biomedicals, an efficient lysis of various samples can be achieved within seconds. Provided in the kit, the Column MB and kit buffers are designed to deliver gDNA of high yield and purity, and compatible with downstream applications such as qPCR, restriction digestion, and sequencing.

Features

Effective and versatile: Isolate high concentration of bacterial and fungal DNA from a variety of samples in less than 30 minutes.

Reliable: Optimized lysis condition enables unbiased DNA isolation from most types of samples.

Robust: High reproducibility of experimental results.

Safe: Does not use any organic denaturants.

User-friendly: No tedious enzymatic lysis procedure.

Extraction Result

SPINeasy® DNA Kit for Microbiome has been rigorously validated on various types of samples.

Microbial Culture Samples

The bacterial DNA extracted with SPINeasy® DNA Kit for Microbiome has higher yield as compared to that of competitor kits.

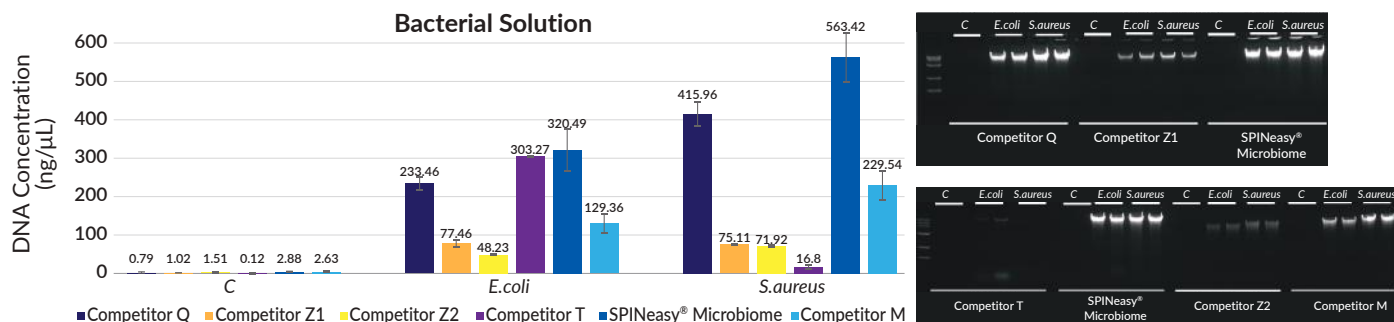


Figure 1. Comparison of extraction of bacterial gDNA from two different bacteria species (*E. coli* and *S. aureus*, $\sim 10^8$ cfu each) using SPINeasy® DNA Kit for Microbiome and competitor kits.

Bronchoalveolar Lavage Fluid (BALF)

The DNA extracted with SPINeasy® DNA Kit for Microbiome has high yield and good DNA integrity.

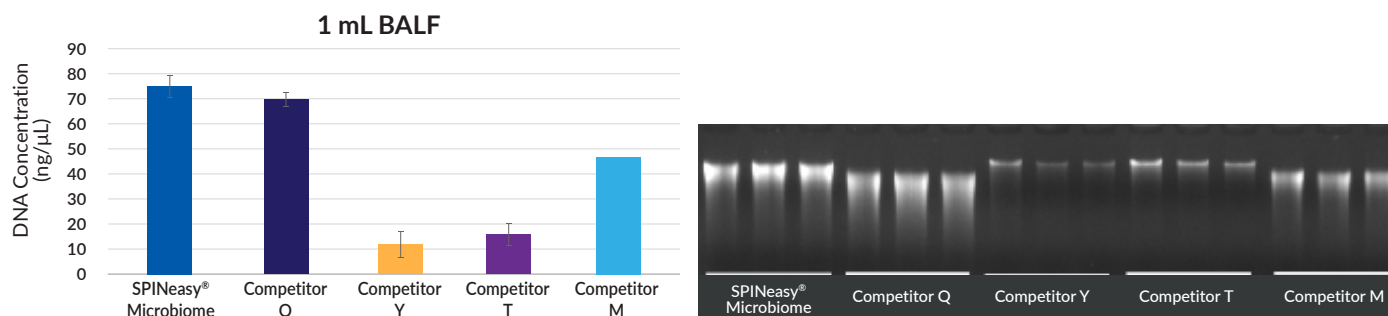


Figure 2. DNA was extracted from 1 mL of BALF using SPINeasy® DNA Kit for Microbiome and other competitor kits. The results from the three replicates were consistent.

Milk

Different types of milk contain different amounts of protein and fat. SPINeasy® DNA Kit for Microbiome has an effective impurity removal technology and is able to extract gDNA from the three types of milk tested.

The DNA extracted with SPINeasy® DNA Kit for Microbiome showed high yield and better purity (especially for fresh milk) than that of competitor kits.

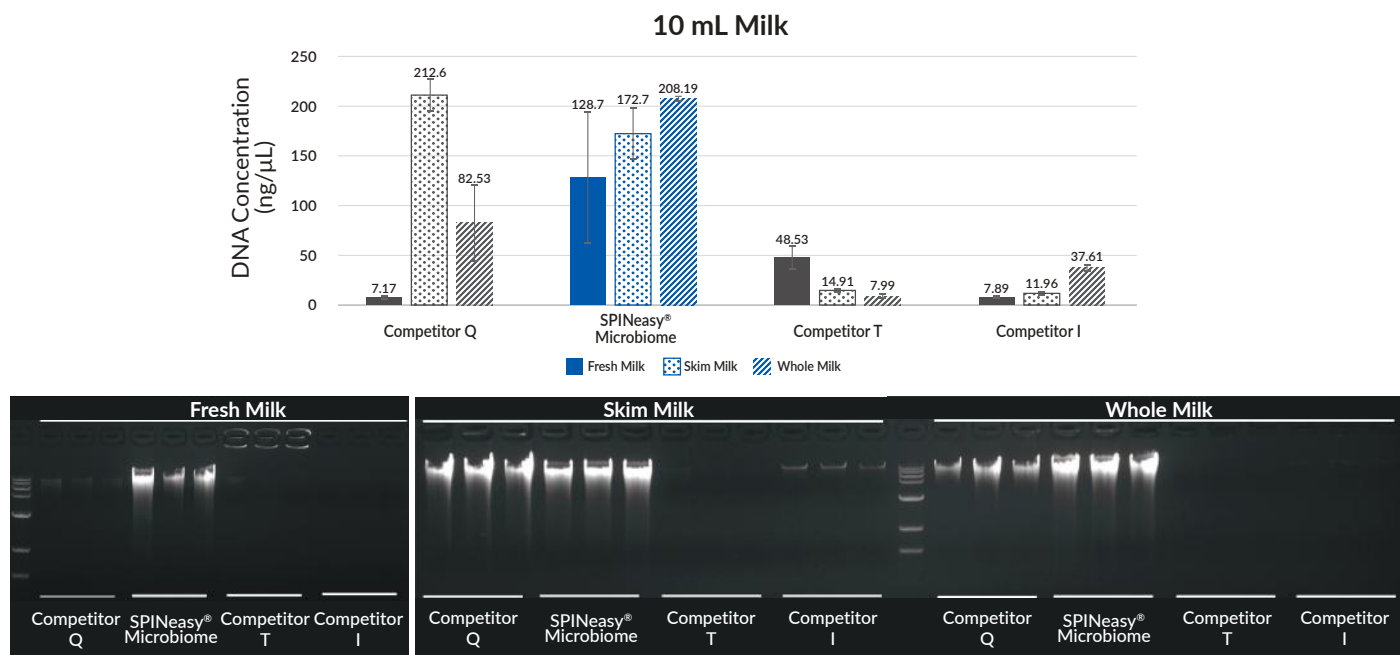


Figure 3. Three types of milk, i.e., fresh milk, skim milk, whole milk (10 mL each) were spiked with 500 μ L of bacterial solution. The results from the three replicates were consistent.

Inhibitor-Free DNA Ready for Downstream Applications

The DNA extracted with SPINeasy® DNA Kit for Microbiome could be directly used for downstream applications (such as qPCR), suggesting the effectiveness of the kit in removing any inhibitor.

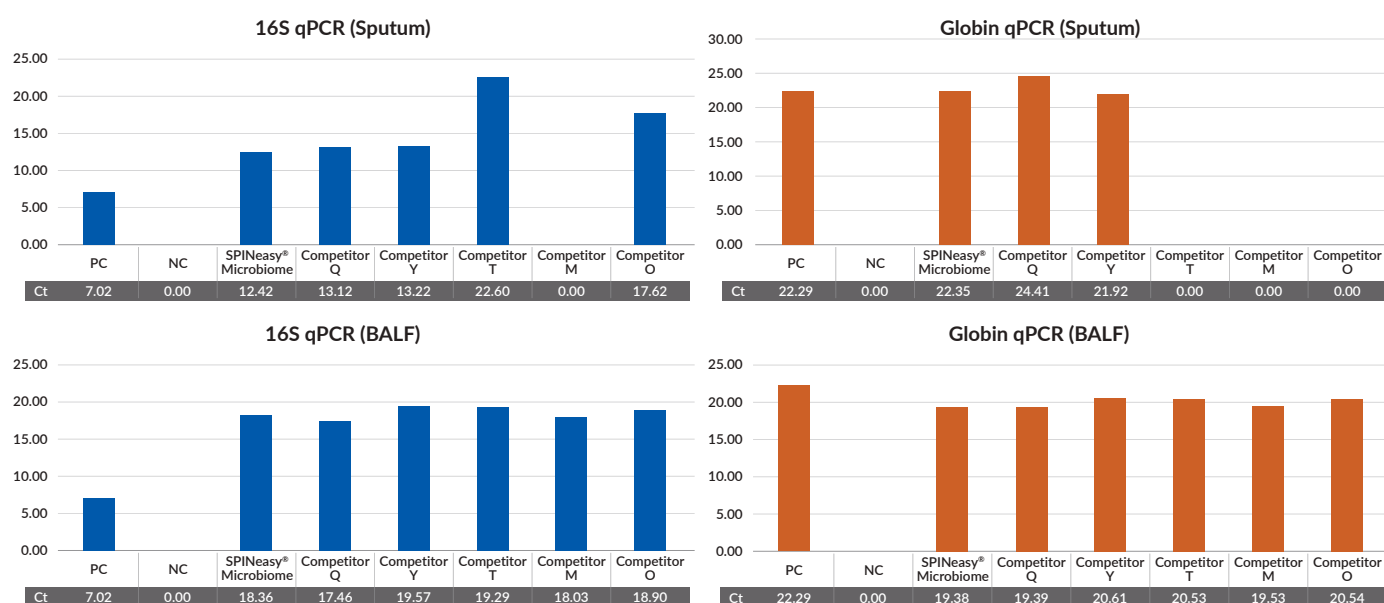


Figure 4. qPCR amplification of gDNA extracted from Sputum and BALF samples using SPINeasy® DNA Kit for Microbiome. 20 ng of DNA template were used in each reaction. Primers: 16S rRNA (197 bp) and Globin (400 bp).

Product Information

Description	Size	Catalogue No.
SPINeasy® DNA Kit for Microbiome	50 preps	116553050
	5 preps	116553000

SPINeasy® DNA Pro Kit for Feces



DNA extracted from fecal samples has just been made easier with our newly updated SPINeasy® DNA Pro Kit for Feces. Challenges that we may face from fecal samples are simply eliminated through the kit by bead beating with the new Lysing Matrix YB and lysis Buffer SF1. Subsequent treatment with Buffer SF2 effectively removes humic acid and other contaminants. The chemistry included in Buffer SF3 enables the specific binding of DNA without co-purification of RNA, eliminating the need for RNase A treatment. DNA obtained from fecal samples showed no inhibition in PCR and was immediately ready-to-be used for downstream applications, including long fragment PCR, qPCR, and next-generation sequencing (16S and whole genome) without the need for a further inhibitor removal step.

Features

Newly formulated buffers to achieve better yield and purity of fecal DNA.

Easy to handle and minimize any risk of contamination.

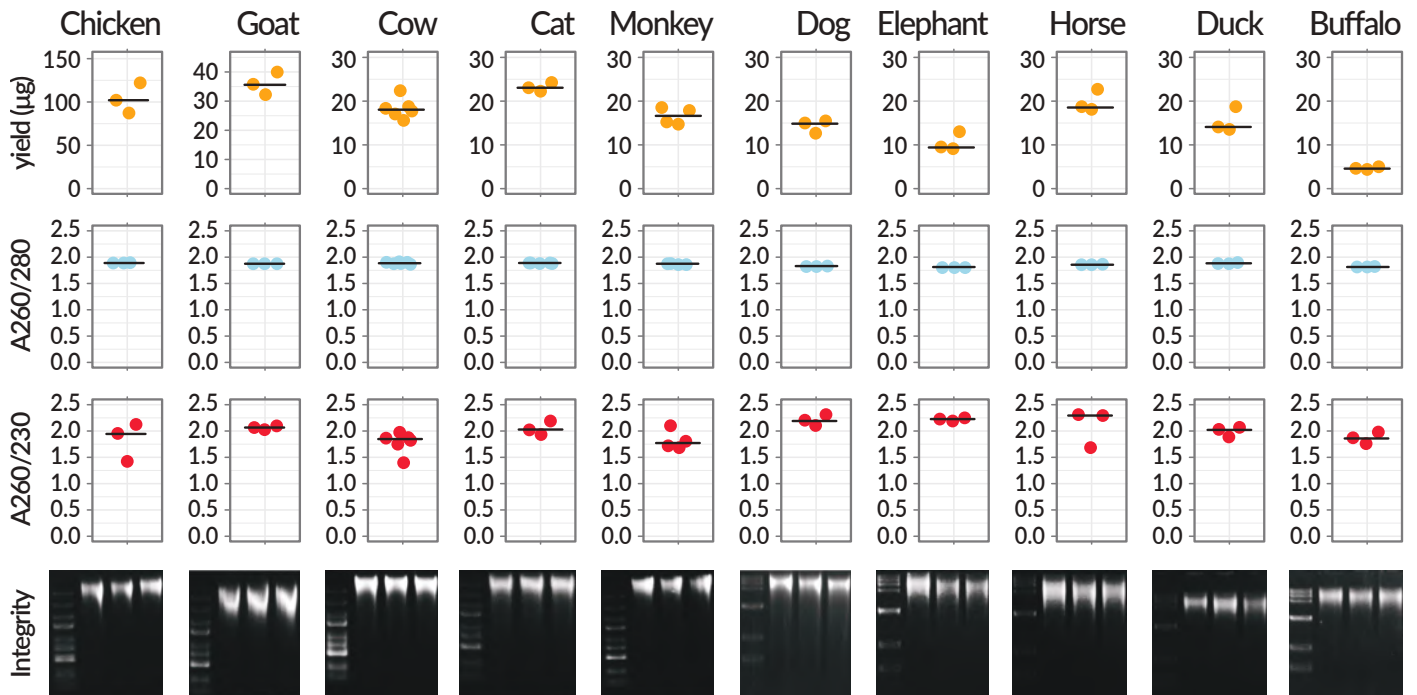
Suitable for various types of feces samples.

User friendly, suitable for any scale of experimental throughput.

Performance

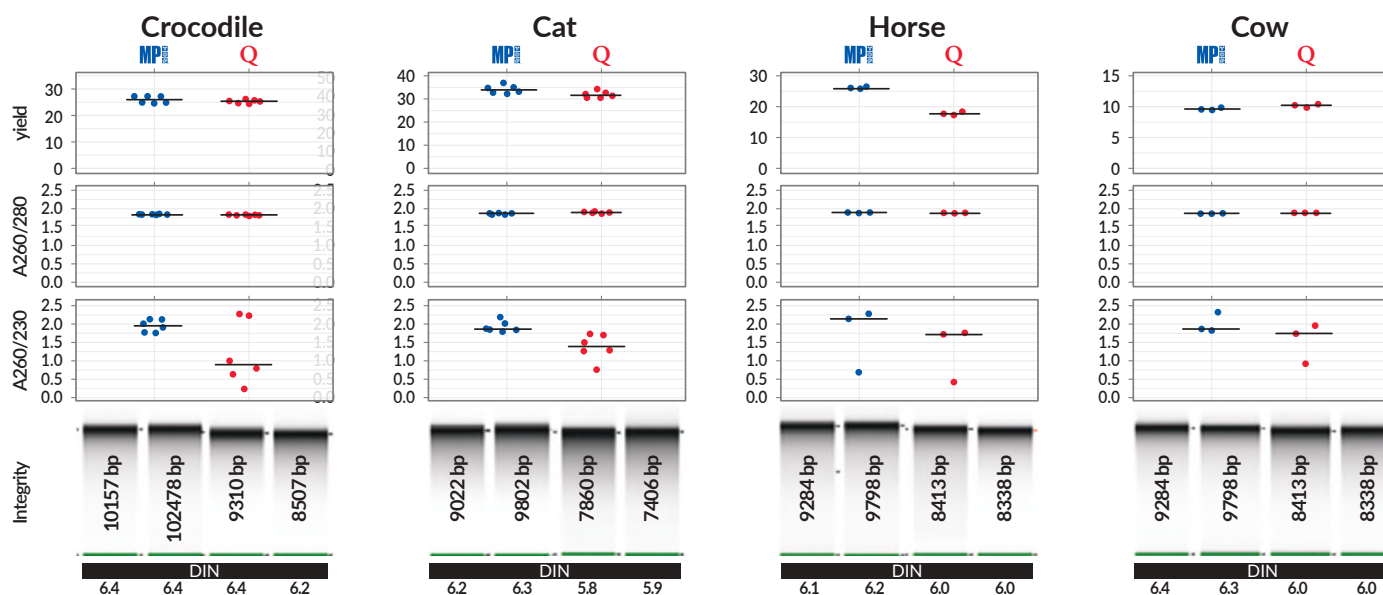
The SPINeasy® DNA Pro Kit for Feces provides high-quality DNA from various fecal samples.

Fecal Samples



The SPINeasy® DNA Pro Kit for Feces is able to handle a wide range of samples. The DNA yield, purity (260/280 and 260/230 ratio) and integrity were assessed using spectrophotometer and DNA gel. Each dot of the plot represents a single extraction. The horizontal bars indicate the median value.

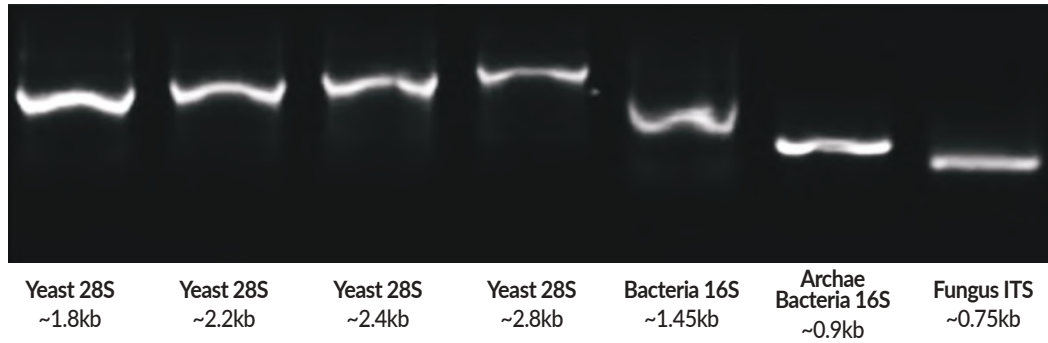
Comparison versus competitor Q



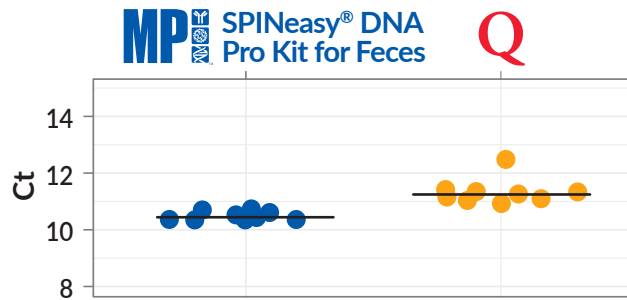
The DNA extracted using SPINeasy® DNA Pro Kit for Feces or competitor Q kits were compared in terms of yield, purity (A260/280 and A260/230 ratios), and integrity. Representative virtual gels obtained from Agilent 4150 TapeStation analyses showed the DNA integrity value (DIN) and the size of the genomic DNA band in bp.

Amplifiability

End Point PCR



Quantitative PCR



The absence of inhibitor in fecal samples obtained using SPINeasy® DNA Pro Kit for Feces was accessed using inhibitor-sensitive PCR and undiluted sample as well as quantitative PCR.

Product Information

Description	Size	Catalogue No.
SPINeasy® DNA Pro Kit for Feces	50 preps	116547050
	5 preps	116547000

SPINeasy® DNA Kit for Yeast



Yeast cell walls are resilient, hence it can become a challenge when trying to extract the intact purified DNA. Many times, the extracted DNA can be damaged or contaminated due to unintuitive workflow. **SPINeasy® DNA Kit for Yeast** is a high-performance genomic DNA (gDNA) extraction kit which is developed based on silica-membrane spin-column technology. This kit enables quick isolation of gDNA from yeast cells, typically in less than 30 minutes. Provided in the kit, Column S and kit buffers are designed to deliver gDNA extracts of high yield and purity; the extracted gDNA is compatible with downstream applications such as PCR amplification, restriction enzyme digestion, and sequencing.

Features

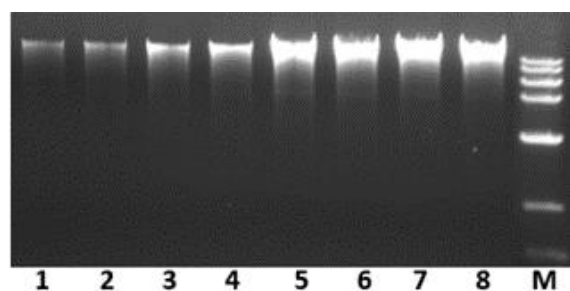
Broad sample range compatibility – Suitable for processing up to 4×10^8 yeast or fungus cells

High DNA yield – yields up to 12 μg of gDNA, ensuring successful downstream applications

Faster processing time – complete extraction within 30 minutes

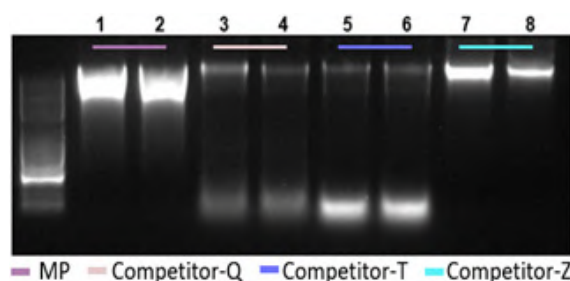
Simplified preparation method – utilizes a bead beating mechanism and spin columns to extract high quality DNA

Performance



Sample	No.	Concentration (ng/ μ L)	A ^(260/280)	A ^(260/230)
1-2 x 10 ⁷ cells	1	12.784	1.87	2.16
	2	15.396	1.86	2.08
2-5 x 10 ⁷ cells	3	29.149	1.89	2.20
	4	27.321	1.87	2.17
1-2 x 10 ⁸ cells	5	66.683	1.88	2.27
	6	66.645	1.89	2.25
2-4 x 10 ⁸ cells	7	115.567	1.88	2.15
	8	125.671	1.90	2.06

SPINeasy[®] DNA Kit for Yeast generates DNA yield that is proportionate to the input sample amount, *Saccharomyces cerevisiae* (1 x 10⁷ to 4 x 10⁸ cells). 3 μ L of purified genomic DNA from a 100 μ L eluate were analyzed by electrophoresis on a 1% agarose gel.



Sample	No.	Concentration (ng/ μ L)	A ^(260/280)	A ^(260/230)
MP	1	60.363	1.87	1.91
	2	61.138	1.87	2.05
Competitor Q	3	72.729	2.05	0.62
	4	74.359	2.10	0.61
Competitor T	5	100.989	2.12	1.39
	6	95.493	2.14	1.61
Competitor Z	7	32.146	1.85	1.34
	8	22.194	1.75	1.02

Genomic DNA extracted from *Saccharomyces cerevisiae* (5x10⁷ cells).

The SPINeasy[®] DNA Kit for Yeast was used to extract genomic DNA (gDNA) from *Saccharomyces cerevisiae*. The yield and purity were assessed and compared with three different competitor kits (Q, T, Z). The MP Kit exhibited a purity range exceeding 1.8 while maintaining a high yield. Competitors Q and T yielded high quantities of gDNA but with a lower A₂₆₀/A₂₃₀ ratio. Competitor Z yielded both a lower quantity of gDNA and a lower purity ratio. Gel electrophoresis of the extracted gDNA displays maximum band integrity for the MP Kit.

Product Information

Description	Size	Catalogue No.
SPINeasy [®] DNA Kit for Yeast	50 preps	116557050
	5 preps	116557000

SPINeasy® DNA Kit for Tissue



Tissue samples can pose a challenge during nucleic acid extraction due to their resistance to breakdown, potentially leading to compromised nucleic acid integrity. **SPINeasy® DNA Kit for Tissue (With Lysing Matrix)** efficiently isolates high-quality genomic DNA from various types of tissue in 30 minutes.

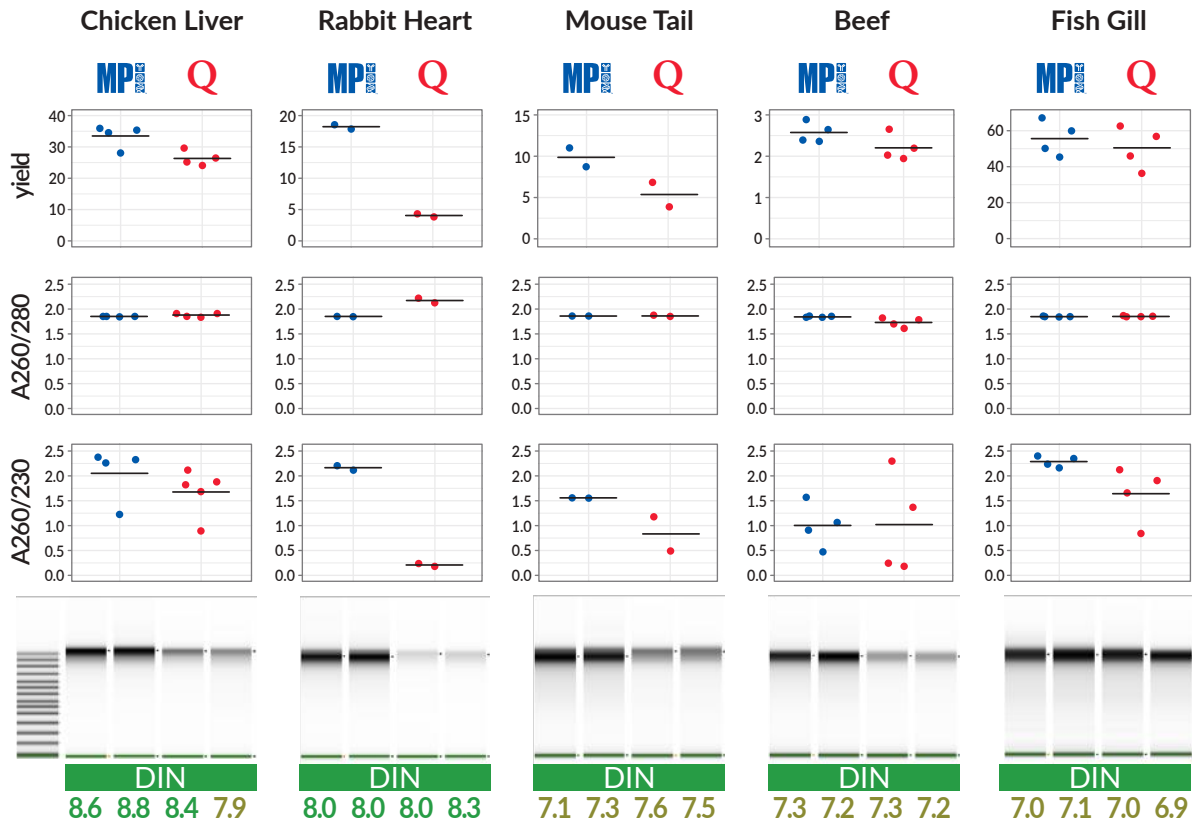
The combination of mechanical, chemical, and enzymatic lysing methods of this kit provides significantly higher yields of genomic DNA as compared to other commercial kits without mechanical lysis. With this optimized lysing method, hard-to-lyse samples such as tough (rodent tail, ear punches), and fibrous (heart, muscle) tissues are easily and completely lysed. Genomic DNA obtained from multiple types of tissues showed no inhibition in PCR and is immediately ready to be used for downstream applications, including long fragment PCR, qPCR, restriction digestion and sequencing.

Features

- Extensive range of tissue types** – Proteinase K ensures efficient and complete digestion of any tissue type
- Good DNA integrity** – optimized buffer and newly developed thermo-mixing step to maximize yield and purity
- Faster processing time** – Reduced operation time allows completion in under 30 minutes

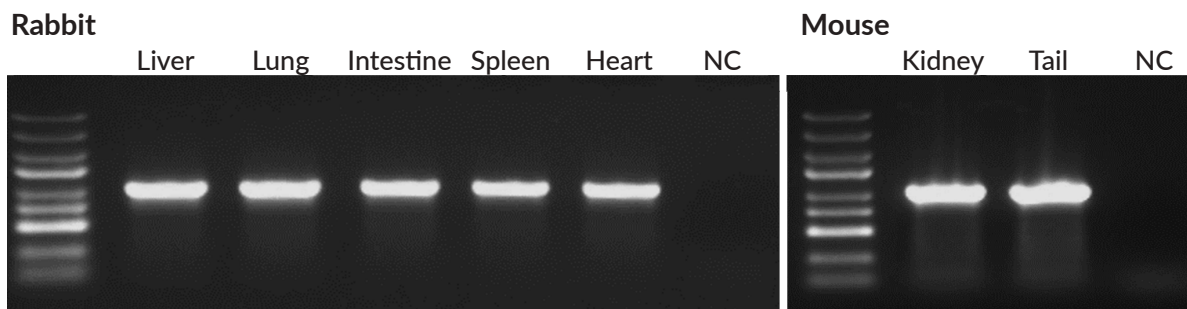
Performance

Comparison of quality and quantity of gDNA extracted from various sample types using SPINeasy® DNA Kit for Tissue (With Lysing Matrix) and competitor Q kit.

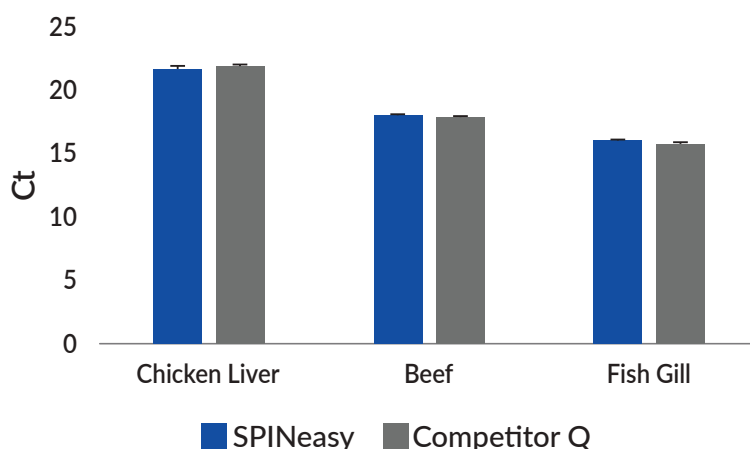


The gDNA Yield, A260/A230 and A260/A280 ratio (from 15 mg of corresponding tissue types) were measured using a spectrometer. The virtual gel image and DNA integrity Number (DIN, in green and yellow) were analyzed using Agilent tapestation 4150.

Amplifiability of DNA extracted with SPINeasy® DNA Kit for Tissue (With Lysing Matrix)



Agarose gel electrophoresis of PCR products amplified from various rabbit/mouse tissue gDNA isolated using SPINeasy® DNA Kit for Tissue (With Lysing Matrix). One microliter of extracted gDNA was amplified using rabbit or mouse-specific α -actin primers (1kb product). Reactions without DNA were performed as negative controls (NC).



Comparison of threshold cycles (Ct) of qPCR when amplification was performed using equal quantity of chicken liver, beef and fish gill gDNA (25 ng). Targets were amplified with SYBR green.

Product Information

Description	Size	Catalogue No.
SPINeasy® DNA Kit for Tissue (With Lysing Matrix)	50 Preps	116558050
	5 Preps	116558000
SPINeasy® DNA Kit for Tissue (Without Lysing Matrix)	50 Preps	116559050
	5 Preps	116559000



SPINeasy[®]

96-Well
Extraction Kit

SPINeasy® 96-well Extraction Kits

The SPINeasy 96-Well Kits represent a high-performance molecular biology tools designed to streamline and enhance nucleic acid extraction and purification processes. These kits are engineered to cater to diverse research needs, offering specialized solutions for soil, tissue, and plasmid DNA extraction in a convenient 96-well plate format.

The 96-well plate format enables simultaneous processing of up to 96 samples in parallel, significantly increasing throughput and accelerating experimental workflows. This is particularly advantageous for laboratories handling large numbers of samples or conducting high-throughput screening experiments.

Whether you're conducting long fragment PCR, real-time PCR, restriction enzyme digestion, sequencing, or other molecular biology experiments, the SPINeasy 96-Well Kits provide the confidence and efficiency needed to achieve consistent and reliable results, surpassing the performance of traditional extraction methods and competing product.

Sample Selection Guide for SPINeasy® 96-Well Extraction Kit

SPINeasy® 96-Well DNA Pro Kit for Soil

- ✓ Gram(-) Bacteria
- ✓ Gram (+) Bacteria
- ✓ Yeast
- ✓ Mammalian Whole Blood
- ✓ Fungi
- Saliva
- ✓ General Soil
- ✓ High Biomass Soil
- ✓ Low Biomass Soil
- ✓ Urine
- Seawater
- Fresh Water
- Waste water
- Pond Water
- River Water

SPINeasy® 96-Well DNA Kit for Tissue

- ✓ Solid Tissue

SPINeasy® 96-Well Plasmid Miniprep Kit

- ✓ Bacterial culture

SPINeasy® 96-Well DNA Kit for Blood

- ✓ Whole Blood
- ✓ Frozen Blood

Legend

✓ Recommended

○ Recommended with Additional Optimization Step

SPINeasy[®] 96-Well DNA Pro Kit for Soil



The SPINeasy 96-Well DNA Pro Kit for Soil is a simple high-throughput kit which enables rapid and convenient isolation of pure microbial genomic DNA from challenging soil types including those with low biomass or those that are highly contaminated. The SPINeasy 96-Well DNA Pro Kit for Soil effectively lyses various microbiome population, including bacteria, fungi, viruses, and protists. The kit provides comparable yields to that of our highly cited FastDNA[™] SPIN Kit, but with improved purity and reduced processing time. Isolated DNA products show no inhibition in PCR and are immediately ready to be used for downstream applications, including long fragment PCR, qPCR, and next-generation sequencing (16S and whole genome) without the need of further inhibitor removal step.

Features

Designed in 96-well spin plate format, allowing for high throughput and rapid sample processing.

Enables efficient lysis of microbial population present in complex soil samples, including bacteria, fungi, viruses, and protists; ensuring comprehensive genomic DNA extraction.

Compatible with various challenging soil types, including those with low biomass or high contamination levels.

Streamlined workflow reduces processing time, enabling faster and convenient isolation of pure microbial genomic DNA in 90 minutes.

Performance

Nucleic acid quality extracted from high, medium, and low biomass soil samples.

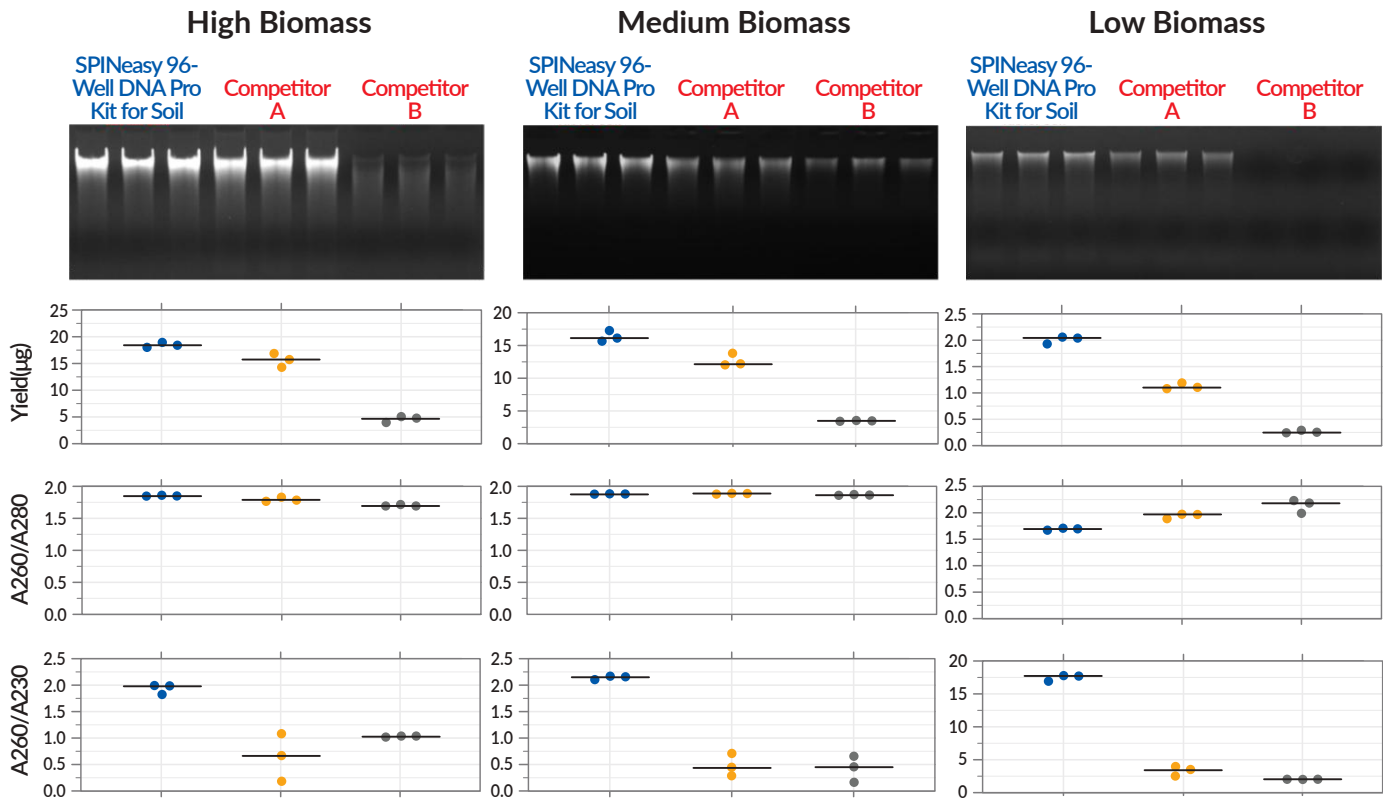


Figure 1a. Agarose gel electrophoresis of gDNA extracted using SPINeasy 96-Well DNA Pro Kit for Soil and competitor kits and the respective DNA yield and purity ratios (A260/A280 and A260/A230) assessed using spectrophotometer. Each dot of the plot represents a single extraction. The horizontal bars indicate the median value.




Figure 1b. Virtual gels obtained using the Agilent 4150 TapeStation analyses were shown along with the DNA integrity (DIN) values. Soil samples with various biomass content (250 mg each) were processed using SPINeasy 96-Well DNA Pro Kit for Soil and competitor A and competitor B.

Amplifiability of the extracted DNA compared with Competitors A and B

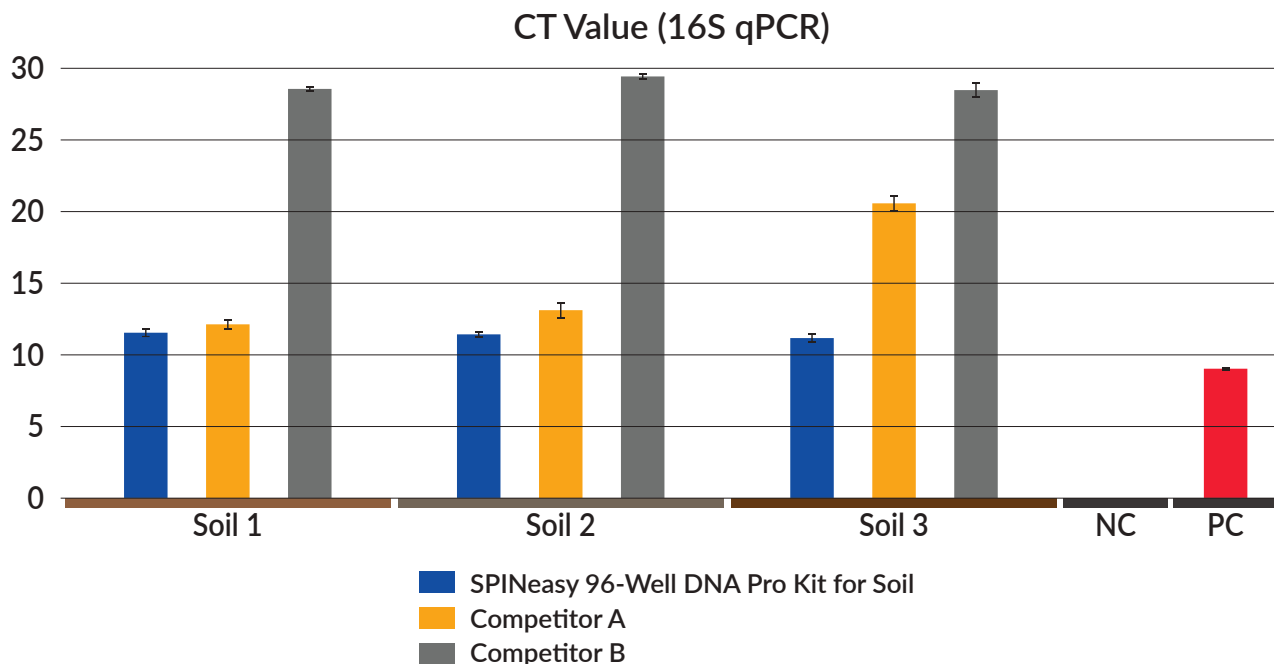


Figure 2. Amplifiability. qPCR amplification data of gDNA extracted from three soil samples using SPINeasy 96-Well DNA Pro Kit for Soil and competitor kits. DNA template amount: 50 ng. Primers: 16S rRNA (197 bp).

The absence of inhibitor was assessed using inhibitor-sensitive quantitative PCR and undiluted samples. The bacterial 16S rRNA gene was amplified using gDNA extracted from high biomass soil using the 3 extraction kits described in Figure 2. The gDNA extracted with SPINeasy 96-Well DNA Pro Kit for Soil was successfully used in downstream applications (such as qPCR), suggesting the effectiveness of the kit in removing the inhibitors.

Product Information

Description	Size	Catalogue No.
SPINeasy® 96-Well DNA Pro Kit for Soil	1 x 96 Preps	116546096
	4 x 96 Preps	116546496

SPINeasy® 96-Well DNA Kit for Tissue



The SPINeasy® 96-Well DNA Kit for Tissue is a high-performance tissue genomic DNA (gDNA) extraction kit in a 96-well plate format. The DNA purification protocol does not require any organic solvent or sophisticated equipment. Our specially formulated Buffer TD1 and Proteinase K provide effective lysis of various types of samples including tough, fibrous, and fatty tissues. Furthermore, the subsequent addition of Buffer TD2 enables selective binding of DNA to 96 DNA Plate M. The gDNA extracted from multiple types of tissues using this kit showed optimal integrity and purity which can immediately be used for most downstream applications, including long fragment PCR, real time PCR, restriction enzyme digestion and sequencing.

Features

Employing a 96-well DNA binding plate with superior binding capacity.

Achieving high-yield genomic DNA extraction from various tissue samples, including tough, fibrous, and fatty tissues.

Extracting gDNA with molecular weight of >50 kb with high purity, suitable for most downstream applications.

Simple extraction protocol requiring no sophisticated equipment - less than 40 minutes of hands-on time.

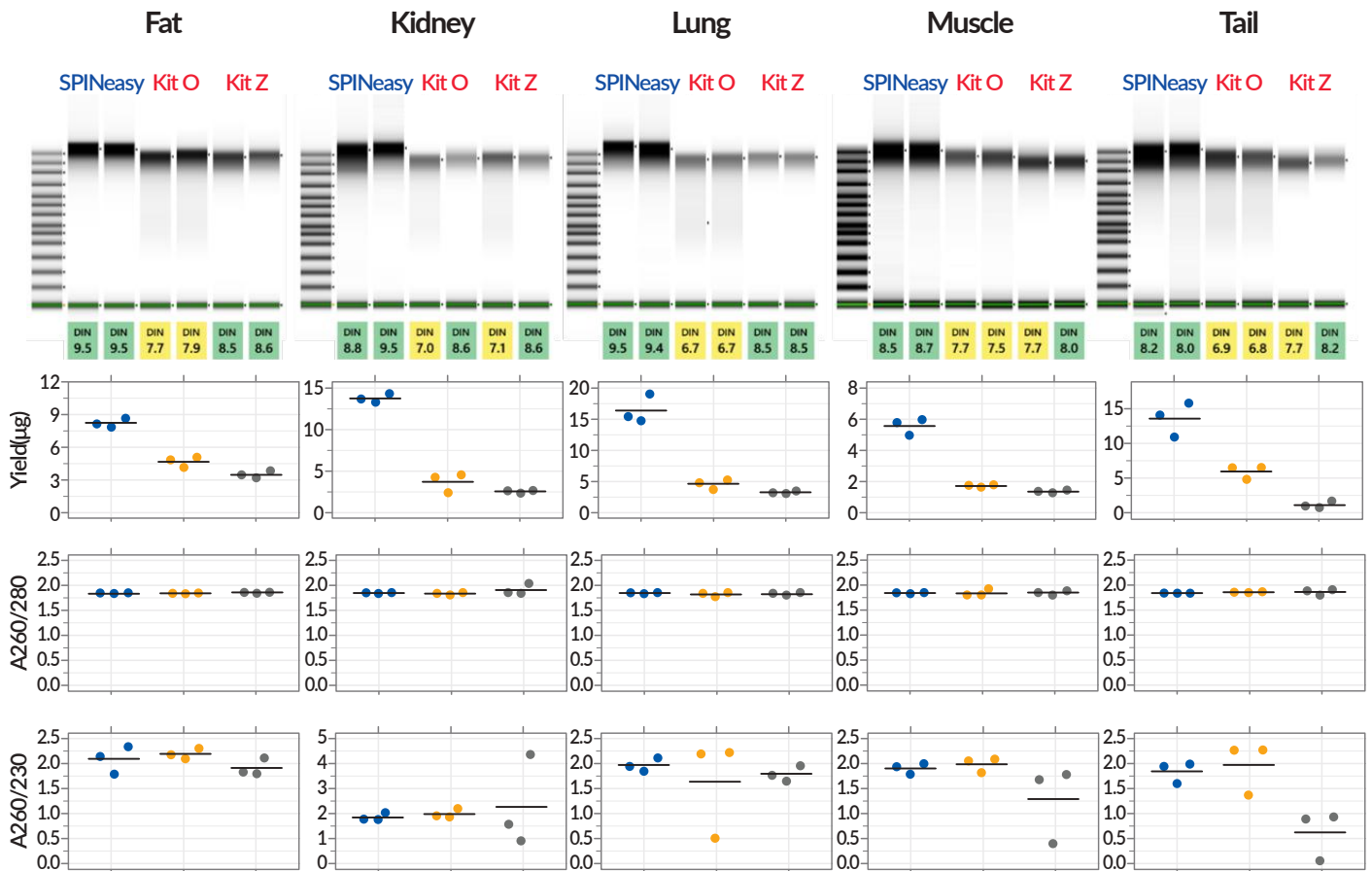


Figure 1: Comparison of quality and quantity of gDNA extracted from various sample types using SPINeasy® 96-Well DNA Kit for Tissue and Competitor Kit O and Kit Z.

The values of yield, A260/A230 and A260/A280 ratio (from 15 mg of respective tissues) were measured with a spectrometer. The virtual gel image and DNA Integrity Number (DIN, in green or yellow) were analyzed using Agilent TapeStation 4150.

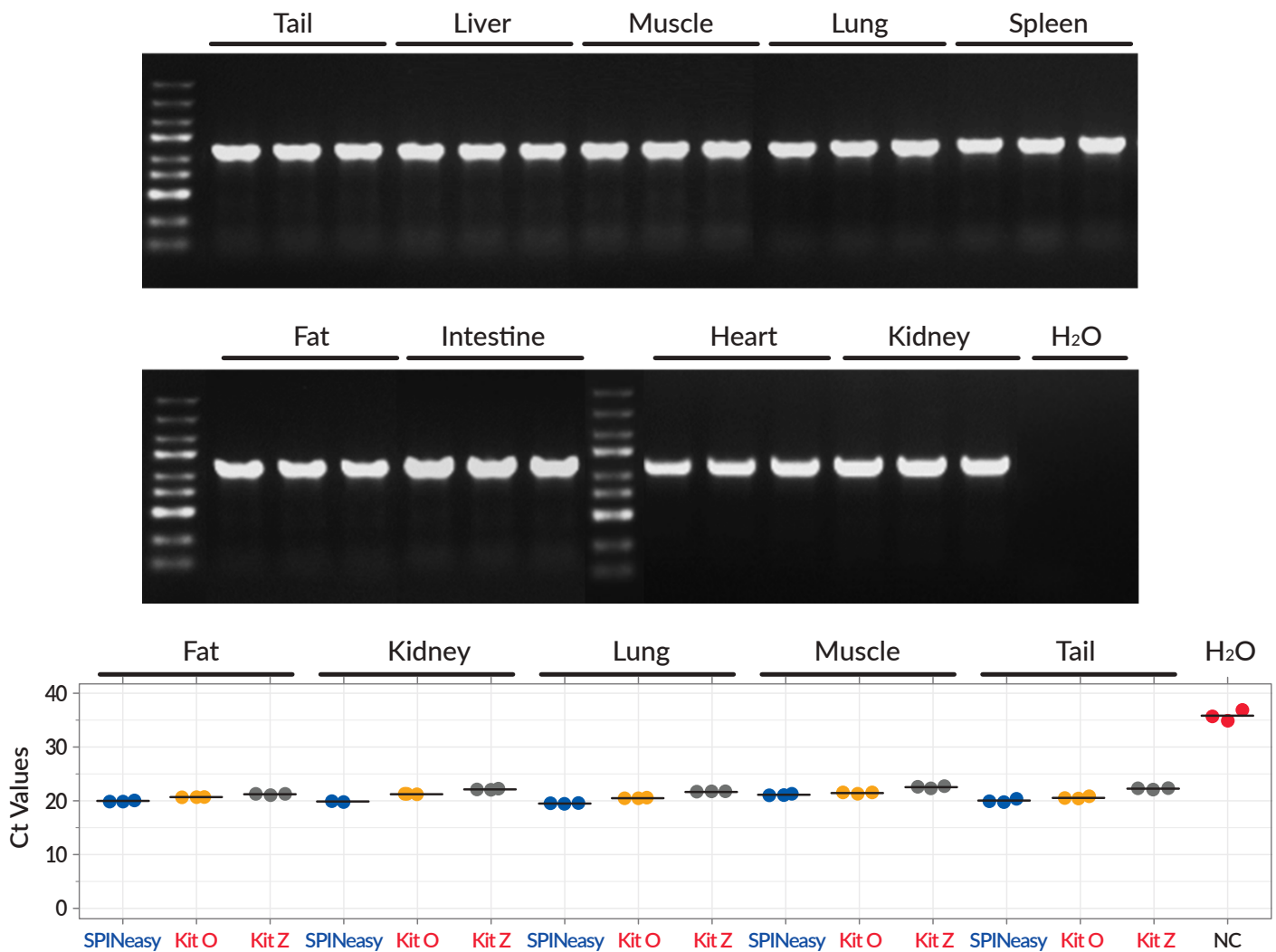


Figure 2: Amplifiability of DNA extracted with SPINeasy® 96-Well DNA Kit for Tissue

Upper panel: Agarose gel electrophoresis of PCR products amplified from gDNA isolated from various mouse tissues using SPINeasy® 96-Well DNA Kit for Tissue. 1 mL of extracted gDNA was amplified using mouse-specific α -actin primers (1 kb product). Reactions without DNA (Sterile water) served as negative controls (NC).

Lower panel: Comparison of threshold cycles (Ct) of qPCR when amplification was performed using equal quantity of fat, kidney, lung, muscle, and tail gDNA (~25 ng) extracted with SPINeasy® 96-Well DNA Kit for Tissue and Competitor Kit O and Kit Z. Targets were amplified with SYBR green. Reactions without DNA (Sterile water) served as negative controls (NC).

Product Information

Description	Size	Catalogue No.
SPINeasy® 96-Well DNA Kit for Tissue	1 x 96 Preps	116559096
	4 x 96 Preps	116559496

SPINeasy[®] 96-Well Plasmid Miniprep Kit



SPINeasy 96-Well Plasmid Miniprep Kit enables a simple and high-throughput purification of plasmid DNA from bacterial hosts. This kit employs a silica-membrane spin plate in conjunction with an Alkaline Lysis procedure. It effectively captures plasmid DNA while swiftly eliminating undesired proteins and contaminants, completing the process in as little as 45 minutes. The highly purified plasmid DNA extracted with this kit is immediately ready for routine molecular biology laboratory applications such as endpoint PCR and restriction enzyme digestion.

Features

- High-throughput purification method for recovering plasmid DNA in less than 45 minutes.
- Effective binding method capable of accommodating up to 4 mL of bacterial culture, yielding up to 100 µg of plasmid DNA.
- Fully compatible with downstream applications such as restriction enzyme digestion and endpoint PCR.




Figure 1. Agarose gel electrophoresis of plasmid DNA purified with SPINeasy 96-Well Plasmid Miniprep Kit (Lane 1-3) and Competitor T (Lane 4-6), using Centrifugation Protocol.




Figure 2. Agarose gel electrophoresis of plasmid DNA purified with SPINeasy 96-Well Plasmid Miniprep Kit (Lane 1-3) and Competitor T (Lane 4-6), using Vacuum Protocol.

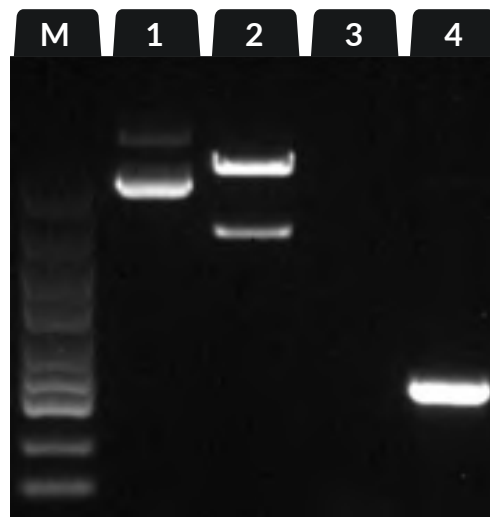


Figure 3. Plasmid DNA purified using SPINeasy 96-Well Plasmid Miniprep Kit can directly be used for restriction enzyme digestion and endpoint PCR. M: DNA marker, Lane 1: Plasmid DNA, Lane 2: Plasmid DNA linearized by restriction enzyme digestion, Lane 3: Negative control for endpoint PCR and Lane 4: Amplicon from endpoint PCR.

Product Information

Description	Size	Catalogue No.
SPINeasy 96-Well Plasmid Miniprep Kit	1 x 96 preps	116534096
	4 x 96 preps	116534496

SPINeasy® 96-Well DNA Kit for Blood



SPINeasy® 96-Well DNA Kit for Blood is designed specifically for high-throughput genomic DNA (gDNA) extraction that caters for 96 samples and provides high quality gDNA product. This kit is developed based on spin column purification technology that enables convenient isolation of gDNA from a variety of blood sources using either centrifugation or vacuum manifold method.

The **SPINeasy® 96-Well DNA Kit for Blood** can readily process fresh and frozen human whole blood preserved in different anticoagulants (EDTA, sodium citrate, and heparin). The purification ensures rapid and efficient DNA isolation, with proteins and salts being efficiently removed using our specialized wash buffers. Provided in the Kit, the 96-well spin column plate and kit buffers are designed to deliver gDNA extracts of high yield and purity that is compatible with downstream applications such as long fragment PCR, real time PCR, restriction enzyme digestion, and sequencing.

Features

Designed for high-throughput genomic DNA extraction, processing 96 samples from blood simultaneously.

Compatible with fresh and frozen human whole blood preserved in EDTA, sodium citrate, or heparin.

Provides high-yield, high-purity gDNA ideal for long-fragment PCR, real-time PCR, restriction enzyme digestion, and sequencing.

Performance

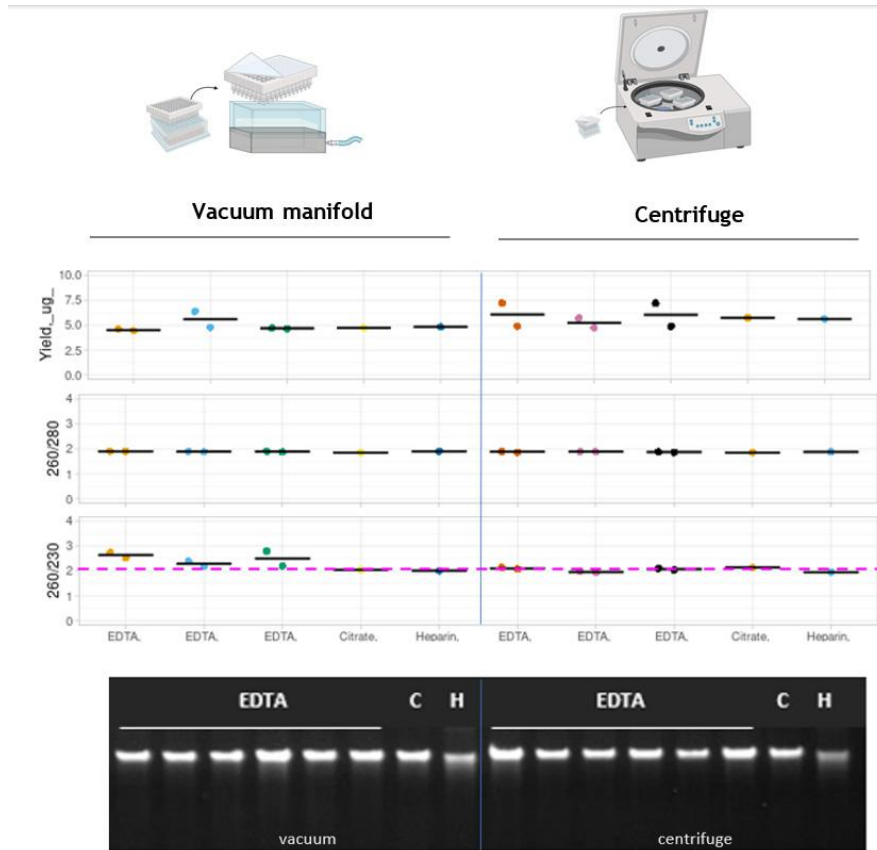


Figure 1: SPINeasy 96-well DNA Kit for Blood offers excellent linearity in extraction performance regardless of extraction methods used. Both vacuum manifold and centrifuge methods consistently provide high yield and good purity of gDNA across blood samples preserved in different anticoagulants. DNA extraction of different individual EDTA blood samples were repeated in duplicates while citrate and heparin blood samples were extracted in single replicate using both vacuum manifold and centrifuge methods. No significant yield difference is observed between vacuum manifold and centrifuge methods.

EDTA: Blood preserved with EDTA anticoagulant, C: Blood preserved with sodium citrate anticoagulant, H: Blood preserved with heparin anticoagulant.

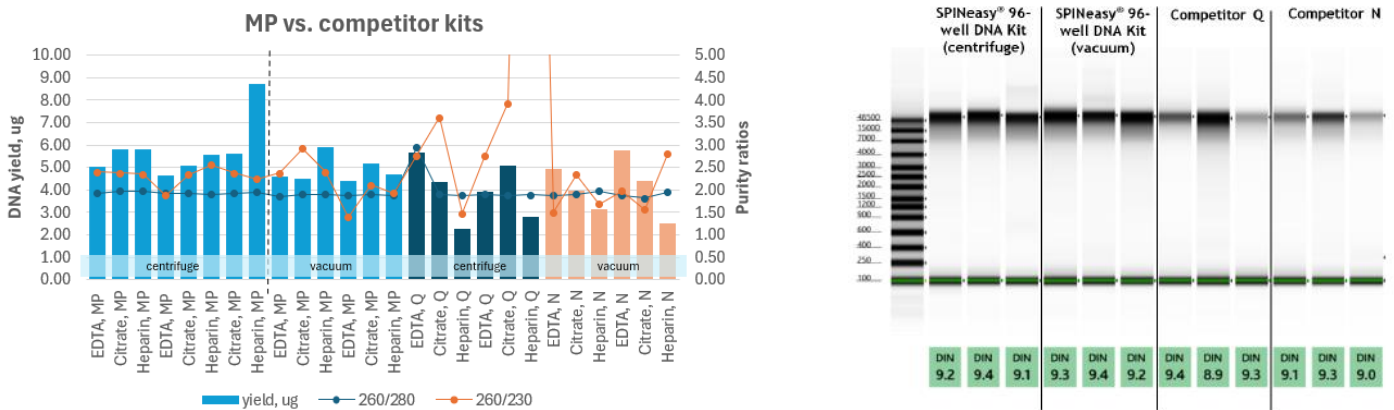


Figure 2: SPINeasy 96-well DNA Kit for Blood demonstrates a more consistent yield across wells and generally provides slightly higher yield, better purity ratios and DIN values as compared to the competitor kits (Q and N).

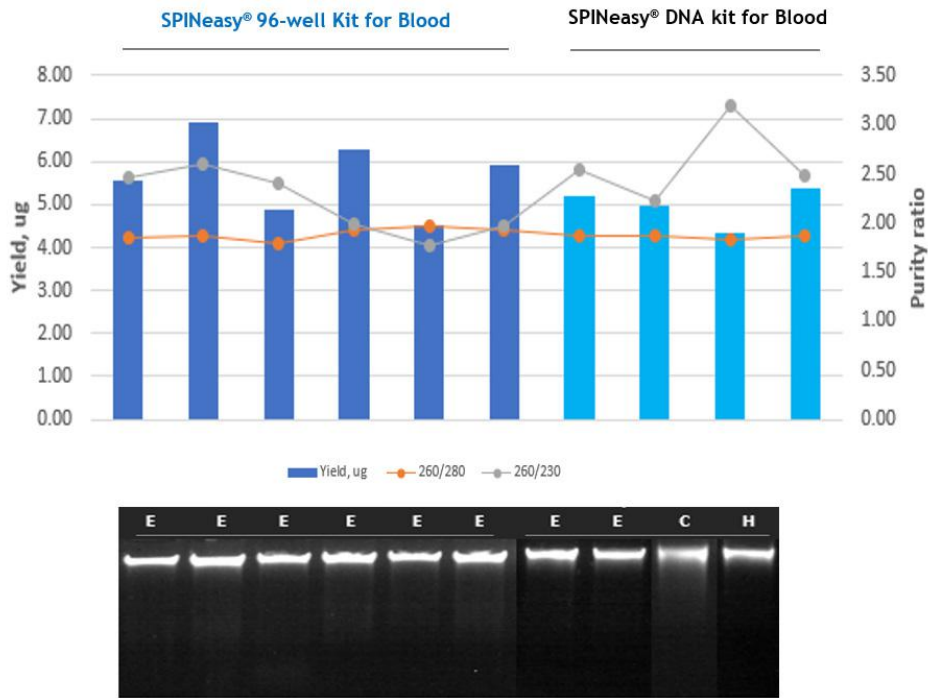


Figure 3: Both SPINeasy 96-well DNA Kit for Blood and SPINeasy DNA Kit for Blood (Cat. No. 116552050) have comparable performance in extracting blood DNA. E: Blood preserved with EDTA anticoagulant, C: Blood preserved with sodium citrate anticoagulant, H: Blood preserved with heparin anticoagulant.

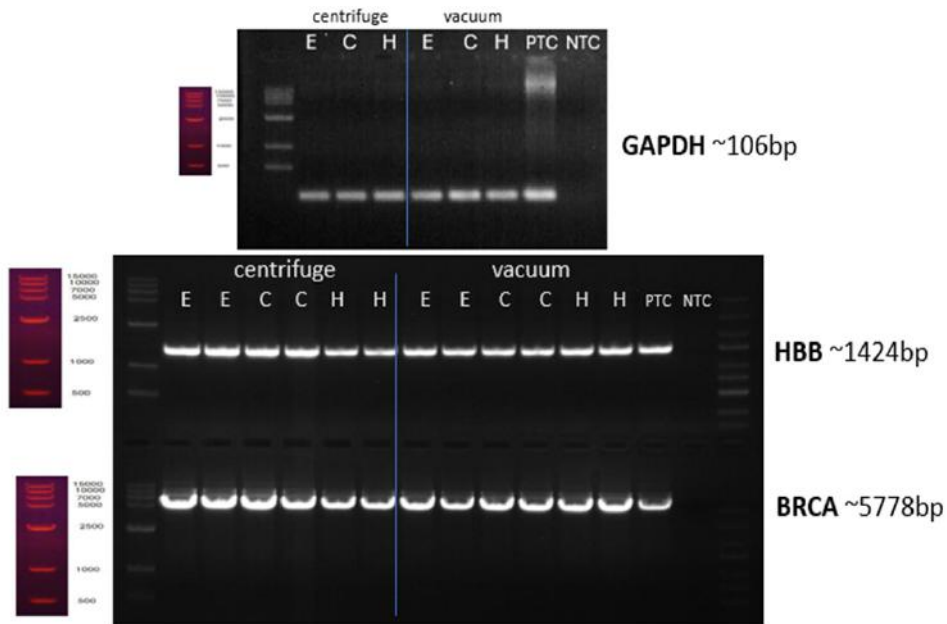


Figure 4. gDNA extracted from SPINeasy 96-well DNA Kit for Blood successfully amplified gene fragments ranging from 106 bp to 5778 bp. E: Blood preserved with EDTA anticoagulant, C: Blood preserved with sodium citrate anticoagulant, H: Blood preserved with heparin anticoagulant, PTC: Positive Control, NTC: Negative Control.

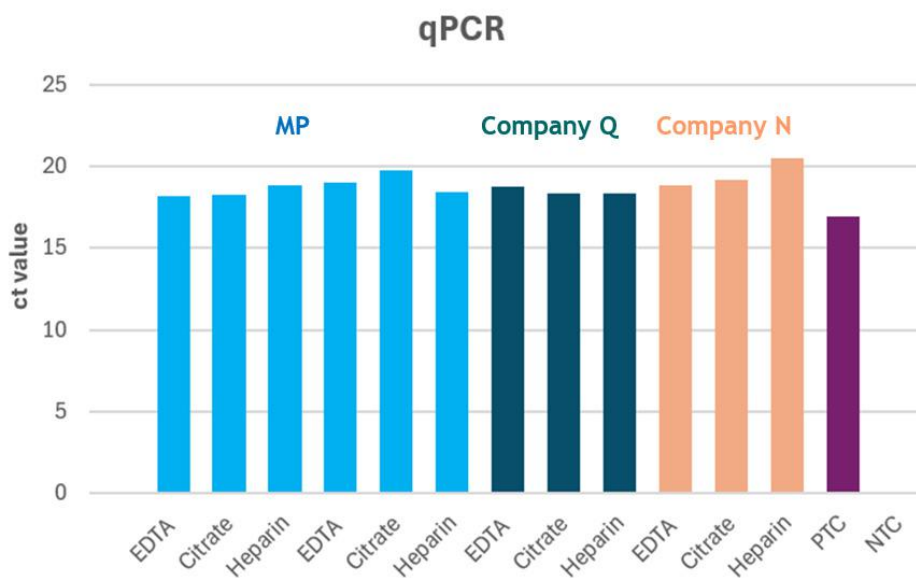


Figure 5. gDNA extracted from SPINeasy 96-well DNA Kit for Blood is suitable for downstream detection and quantification by qPCR.

Product Information

Description	Size	Catalogue No.
SPINeasy 96-Well DNA Kit for Blood	1 x 96 preps	116552096
	4 x 96 preps	116552496

SPINeasy[®]

RNA Extraction Kit

Sample Selection Guide for SPINeasy®

RNA Extraction Kit

SPINeasy® RNA Kit for Tissue

- ✓ Animal Tissue
- ✓ Cultured Cells
- Fixed Tissue
- Paraffin Block
- ✓ Yeast
- ✓ Fungi
- ✓ Plant Tissue

SPINeasy® RNA Kit for Bacteria

- ✓ Gram(-) Bacteria
- ✓ Gram (+) Bacteria
- ✓ Yeast
- ✓ Fungi

SPINeasy® Virus RNA Kit

- ✓ Body Fluids
- ✓ Cultured Cells
- ✓ Serum
- ✓ Saliva

SPINeasy® RNA Kit for Feces

- ✓ Stool Sample

SPINeasy® RNA Kit for Yeast

- ✓ Yeast

SPINeasy® RNA Kit for Blood

- ✓ Whole Blood
- ✓ Plasma
- ✓ Serum

SPINeasy® RNA Kit for Soil

- ✓ General Soil
- ✓ High Biomass Soil
- ✓ Low Biomass Soil

Legend

✓ **Recommended**

○ Recommended with Additional Optimization Step

SPINeasy® RNA Kit for Tissue

(With / Without Lysing Matrix)



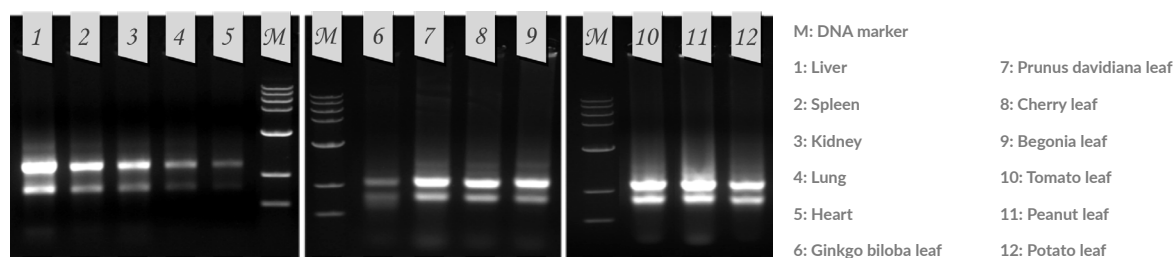
The **SPINeasy® RNA Kit for Tissue** is a silica-membrane spin-column kit that enables quick and convenient purification of total RNA from various animal tissues, plant tissues and tissue cultures. The use of our specially formulated Lysis Buffer R and Lysing Matrix A in combination with FastPrep® instruments from MP Biomedicals enables highly efficient lysis of tissue samples within seconds.

With a simple workflow, the kit allows multiple samples to be processed simultaneously, without the use of toxic substances such as phenol and chloroform. Purified RNA is of high quality and integrity and immediately ready for RT-PCR and other downstream applications.

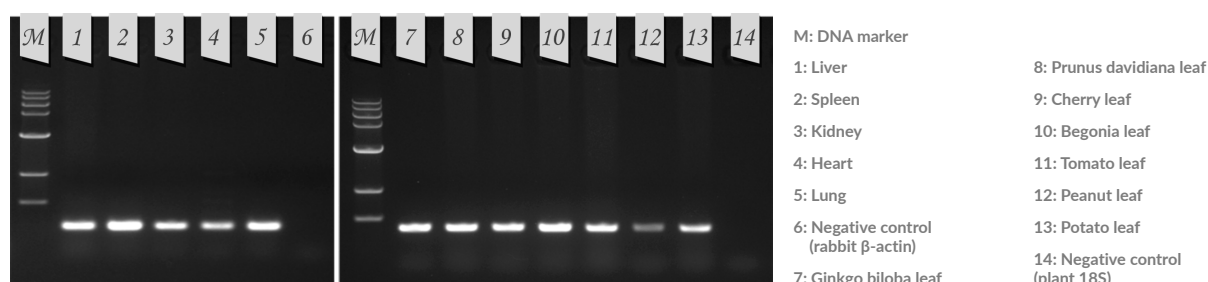
Features

- Rapidly and efficiently isolate RNA from a variety of samples
- Comes with Lysing Matrix A tubes for thorough sample lysis
- No phenol/chloroform
- Silica spin column method for extraction process
- Highly purified RNA for better downstream RT-PCR results

Extraction Results



RNA extracted from various samples using SPINeasy® RNA Kit for Tissue, analyzed using agarose gel electrophoresis



RT-PCR amplification of RNA extracted from various samples using SPINeasy® RNA Kit for Tissue

Product Information

Description	Size	Catalogue No.
SPINeasy® RNA Kit for Tissues (With Lysing Matrix)	50 preps	116543050
	5 preps	116543000
SPINeasy® RNA Kit for Tissues (Without Lysing Matrix)	50 preps	116542050

SPINeasy® RNA Kit for Bacteria



The **SPINeasy® RNA Kit for Bacteria** is a silica-membrane spin-column kit that enables quick and convenient purification of total RNA from gram-positive and gram-negative bacteria. Included in the kit is our specially formulated RNASS solution that stabilizes and protects RNA in bacteria samples.

The use of Lysis Buffer R and Lysing Matrix B in combination with FastPrep® instruments from MP Biomedicals enables highly efficient lysis of bacterial samples within seconds. With a simple workflow, the kit allows multiple samples to be processed simultaneously, without the use of toxic substances such as phenol and chloroform.

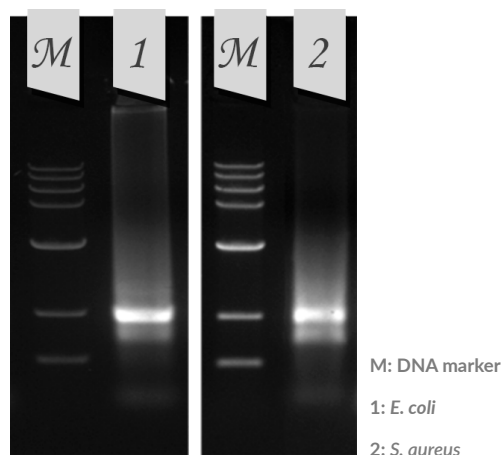
Total RNA of high quality and integrity can be typically obtained within 40 minutes and is immediately available for RT-PCR and other downstream applications.

Features

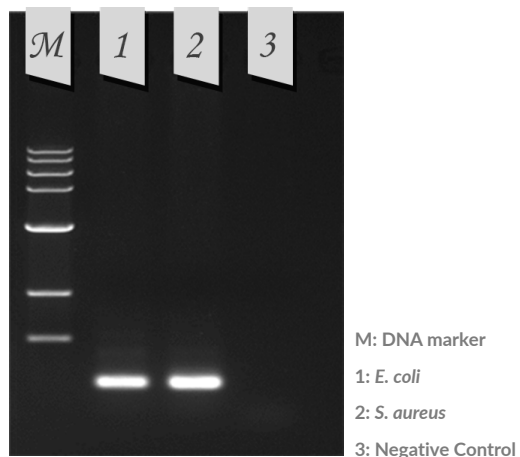
- Rapidly and efficiently isolate RNA from a variety of samples
- Comes with Lysing Matrix B tubes for thorough sample lysis
- No phenol/chloroform
- Silica spin column method for extraction process
- Highly purified RNA for better downstream RT-PCR results

Extraction Results

RNA



RT-PCR Performance



Agarose gel electrophoresis demonstrates integrity of total RNA and RT-PCR performance of bacterial RNA samples extracted using SPINeasy® RNA Kit for Bacteria.

Product Information

Description	Size	Catalogue No.
SPINeasy® RNA Kit for Bacteria	50 preps	116541050
	5 preps	116541000

SPINeasy® Virus RNA Kit



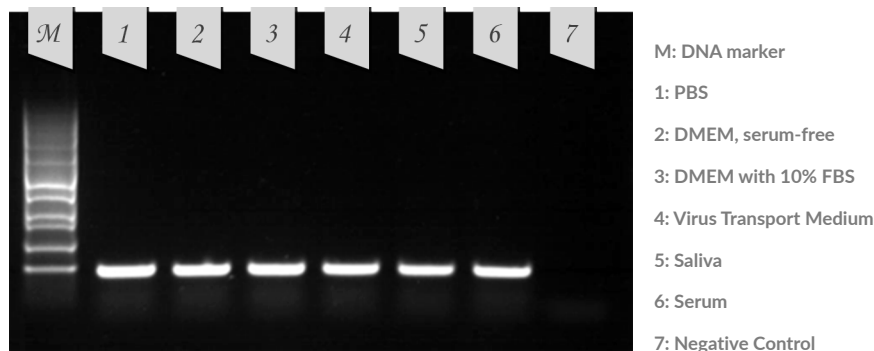
SPINeasy® Virus RNA Kit is a silica-membrane spin-column kit that enables quick and convenient extraction of virus RNA from cell culture media and bodily fluids such as saliva and serum.

Through a simple workflow, virus RNA is typically extracted within 20 minutes and is immediately available for downstream applications such as RT-PCR and RT-qPCR.

Features

- Quick and convenient extraction of virus RNA from cell culture media and bodily fluids
- Efficient extraction of virus RNA within 20 minutes
- Silica spin column method for extraction process
- Without hazardous component

Extraction Results



RT-PCR amplification of a viral-specific gene from RNA extracted from the indicated samples spiked with Influenza B virus, using SPINeasy Virus RNA Kit

Product Information

Description	Size	Catalogue No.
SPINeasy® Virus RNA Kit	50 preps	116537050

SPINeasy® RNA Kit for Feces



Microbiome research, particularly concerning dietary and nutritional monitoring, is an emerging field of interest today. However, managing stool/feces samples is intricate due to their inherent physical attributes, potential contamination, and the consideration of RNA degradation. To address these challenges effectively, the development of an innovative RNA extraction technique is imperative. The **SPINeasy® RNA Kit for Feces** integrates our 1) state of art bead beating technology, 2) a lysis chemistry compatible with the widest range of samples and 3) our proprietary inhibitor removal expertise. A new technology of selective binding of RNA along with our FastDNase I treatment allows the complete removal of DNA within 1-2 minutes, further reducing the processing time.

The **SPINeasy® RNA Kit for Feces** delivers high yields of pure RNA without detectable DNA contamination in less than 20 min, making it particularly suitable for downstream applications, such as qPCR and RT-qPCR without the need of further inhibitor/DNA removal steps.

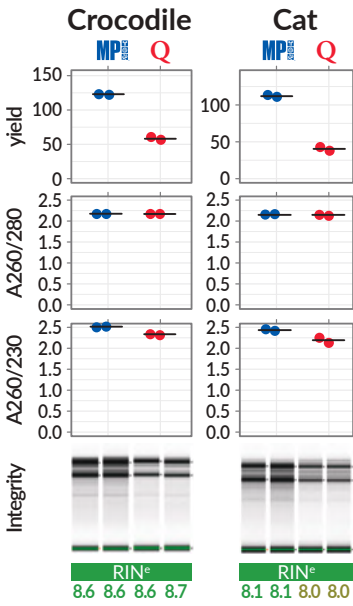
Features

- High volume sample capacity accommodating up to 250 mg providing the maximum yield and purity.
- 20 minutes processing time
- Optimal performance with RNA column and DNA removal ensuring no possible contamination.
- Feces sources available from carnivores, herbivores, to omnivores.

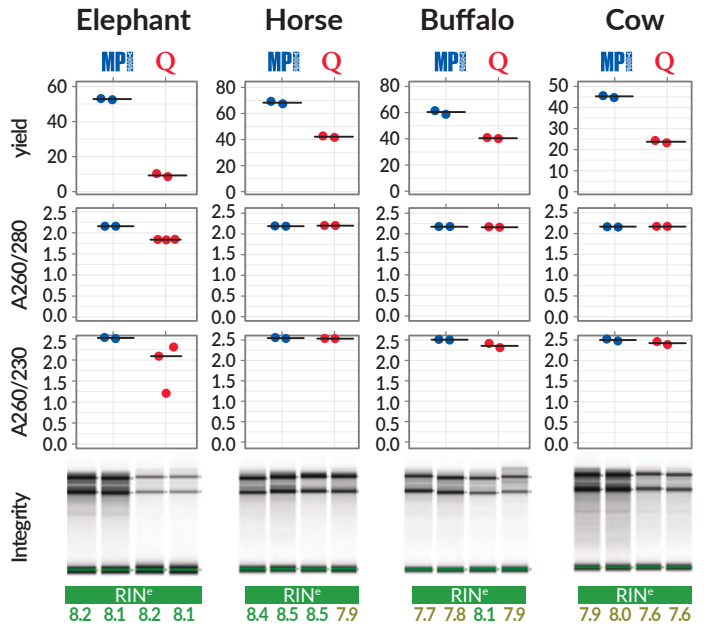
Performance

No DNA contamination in the RNA samples extracted with the SPINeasy® DNA/RNA Kit for Feces.

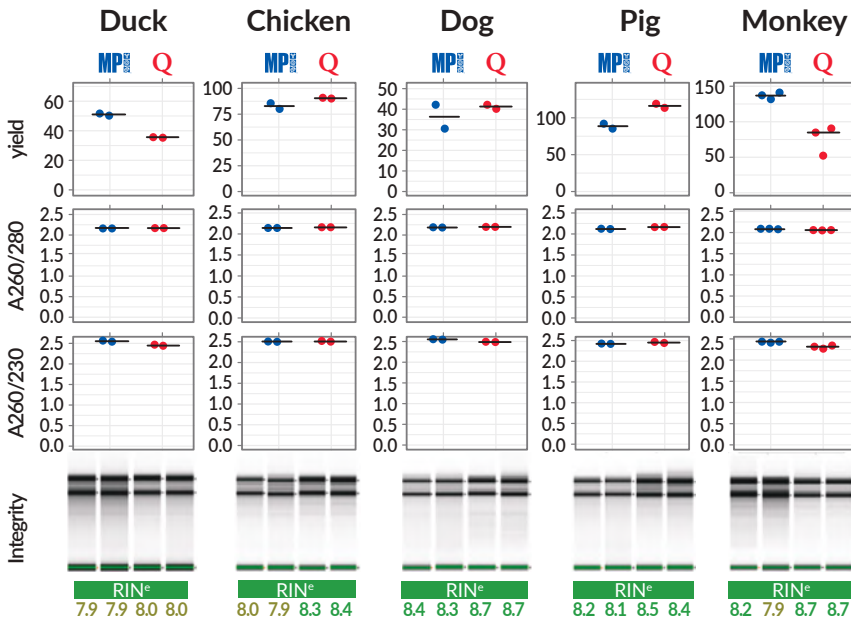
Carnivores



Herbivores

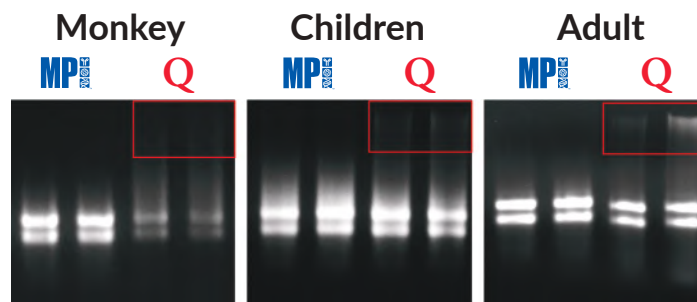


Omnivores



Eleven fecal sample types, grouped based on the animal diet, were processed using SPINeasy® RNA Kit for Feces and competitor Q kit. Yields and purity ratios (260/280 and 260/230) were measured by spectrophotometer. Each dot on the plot represents a single extraction. Representative virtual gels obtained using Agilent 4150 TapeStation analyses were presented together with the DNA integrity (DIN) and RNA integrity (RIN) values.

No DNA contamination in the RNA samples extracted with the SPINeasy® RNA Kit for Feces.



RNA samples extracted from monkey and human samples were visualized on agarose gel. Unlike competitor Q, no smeared nucleic acid corresponding to DNA contamination could be observed in RNA samples extracted with MP Biomedicals' kit.

Product Information

Description	Size	Catalogue No.
SPINeasy® RNA Kit for Feces	50 preps	116556050
	5 preps	116556000

SPINeasy[®] RNA Kit for Yeast



Yeast's structural composition poses inherent challenges when it comes to extracting its RNA components. To ensure minimal RNA degradation and maintain its integrity, an efficient and time-saving extraction method becomes important. **SPINeasy[®] RNA Kit for Yeast** is a high-performance RNA extraction kit which is developed based on silica-membrane spin-column technology.

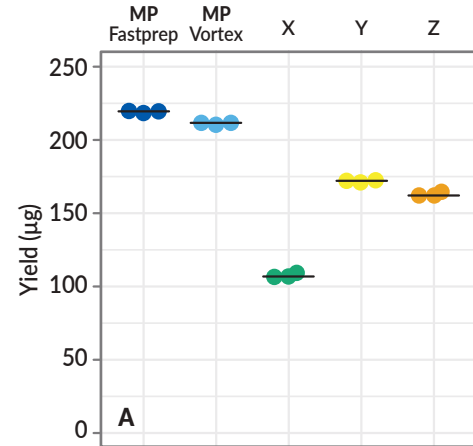

By combining with beads beating method which could homogenize the yeast cell walls within 40 sec, the **SPINeasy[®] RNA Kit for Yeast** is capable of isolating RNA from a wide range of yeast species. This kit employs a quick desalting technique to eliminate contaminating macromolecules while avoiding harmful chemical solvents, and spheroplasting to successfully release RNA through carbohydrate-containing cell walls, without the need of any enzymes. Up to 2×10^8 cells can be handled at once without any DNase treatment. The resulting RNA is of exceptional purity, free of proteins or DNA in eluted samples, and suitable for use in any downstream applications such as Northern blotting, RT-PCR, Next-Generation Sequencing, Microarray, hybridization, and other sensitive applications. This kit is highly recommended for obtaining total RNA from yeast in less than 30 min.

Features

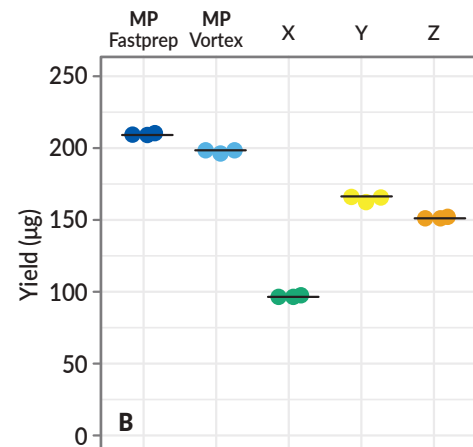

- Eliminates the need for DNase treatment
- High DNA yield – yields up to 220 µg of RNA, ensuring successful downstream applications
- Faster processing time – complete extraction within 30 minutes
- Simplified preparation method – utilizes a bead beating mechanism and spin columns to extract high quality RNA

Performance

Saccharomyces cerevisiae



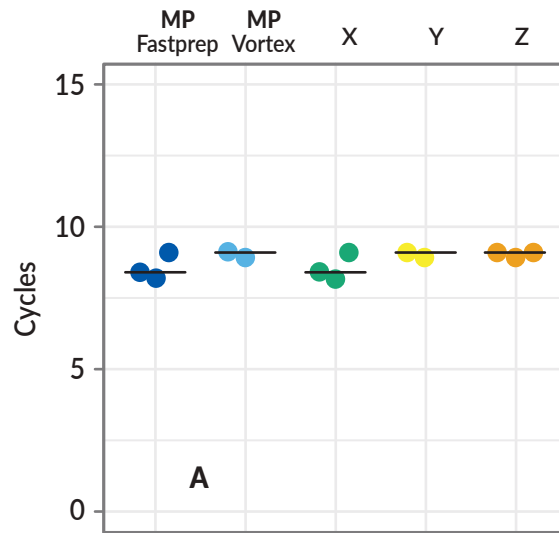
Pichia pastoris



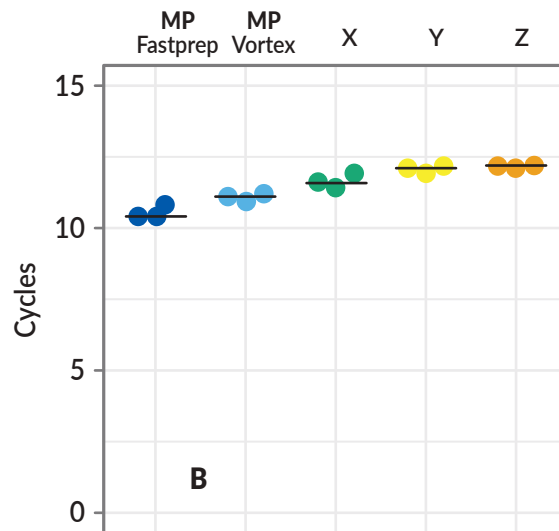
Total RNA from Yeast (*S. cerevisiae* and *P. pastoris*) was purified using the MP SPINEasy® RNA Kit for Yeast.

Extraction was done with both FastPrep® and vortex method. The extracted samples were compared with competitor X, Y and Z. The aliquots were run on an Agilent® Bioanalyzer 4150 using the RNA Screen tape. RIN values and O.D. ratios confirm the overall integrity and purity of the RNA.

Saccharomyces cerevisiae



Pichia pastoris



High quality qPCR curves indicate accurate detection and quantitation of targets.

To demonstrate compatibility with downstream applications, samples were subsequently used for RT-PCR (+/RT) for detection of Yeast RNA species using iTaq™ Universal SYBR® Green Supermix (BioRad 1725121). Purified RNA from *S. cerevisiae* (Figure A) and *P. pastoris* (Figure B) was diluted to produce a five-log range of input template concentrations.

Primers targeting Actins were used for RT-qPCR assays, assembled as directed by iTaq™ Universal SYBR® Green One-Step Kit RT-qPCR reagents (BioRad 1725150) and cycled on a QuantStudio3 (Applied Biosystems, by ThermoScientific)

Number of Yeast	Expected Yield (RNA)
1 x 10 ⁶	50 – 80 µg
1 x 10 ⁷	90 – 110 µg
1 x 10 ⁸	130 – 180 µg
2 x 10 ⁸	170 – 220 µg

SPINeasy® RNA Kit is validated on two types of yeast species (*S. cerevisiae* and *P. pastoris*).

The kit may also be used for other species of yeast. Handling of more than 2 x 10⁸ yeast cells is possible, however it may require further DNase I treatment (to be standardized according to the manufacturer's guidelines).

Product Information

Description	Size	Catalogue No.
SPINeasy® RNA Kit for Yeast	50 preps	116565050
	5 preps	116565000

SPINeasy® RNA Kit for Blood



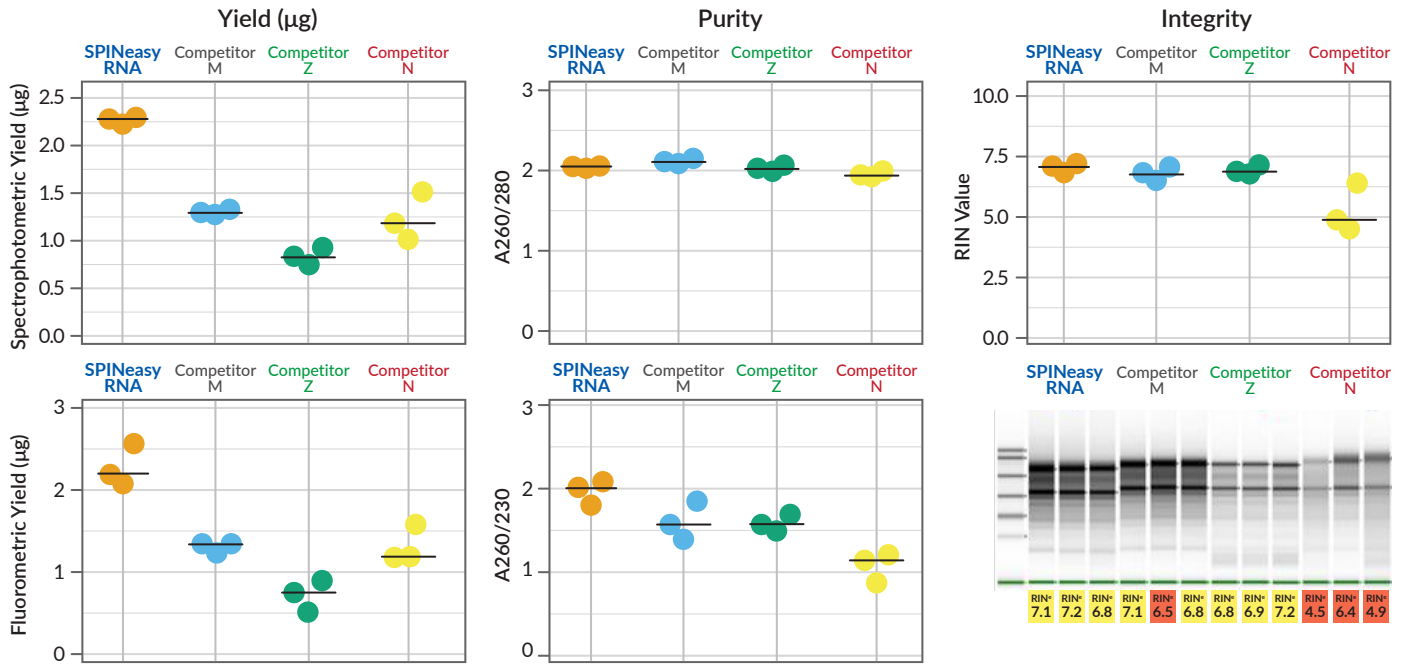
The **SPINeasy® RNA Kit for Blood** is an advanced RNA extraction solution leveraging state-of-the-art silica-membrane spin-column technology. Specifically designed for the isolation of RNA from whole blood preserved in various anticoagulants, this kit streamlines the process to under 15 minutes. RNA preservation is paramount, and the Lysis Buffer SL1 eliminates the need for excessive homogenization while ensuring immediate RNase inactivation, preventing RNA degradation.

Notably, the **SPINeasy® RNA Kit for Blood** eliminates the requirement for prior erythrocyte lysis and leukocyte centrifugation, simplifying the RNA purification process. The inclusion of Fast DNase facilitates efficient on-column DNA digestion, swiftly removing co-purified DNA bound to the silica membrane. Dual washing steps have been optimized to effectively eliminate salts, metabolites, and large cellular components, contributing to a hassle-free and highly time-efficient RNA purification. Following these steps, the elution of high-yield and pure RNA is achieved using RNase-free water. The resulting RNA is well-suited for various downstream applications, including PCR, RT-qPCR amplification, and sequencing.

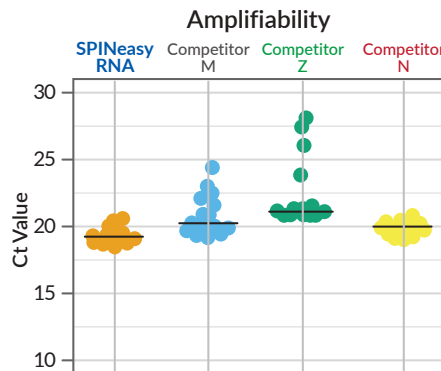
Features

- Superior yield, purity, and integrity.
- Fast DNase treatment time (as short as 3 min).
- Total processing time in less than 15 min.
- Simplified buffer systems with 1 lysis buffer and 2 wash buffers.

Performance



SPINeasy® RNA Kit for Blood provided higher RNA yield, purity and comparable or higher RNA integrity in comparison to the competitor kits. Frozen whole blood samples (200 µL) were processed using the SPINeasy® RNA Kit for Blood and compared with the Competitor M, Z and N kits. Yields were measured with spectrophotometric and fluorometric quantification. Each dot on the plot represents a single extraction.



SPINeasy® RNA Kit for Blood delivered the highest yield of amplifiable extracted RNA samples. RNA samples extracted from SPINeasy RNA® Kit for Blood and the various competitors were amplified in 15 replicates each for the human GAPDH gene (106bp).

Product Information

Description	Size	Catalogue No.
SPINeasy® RNA Kit for Blood	50 preps	116566050
	5 preps	116566000

SPINeasy® RNA kit for Soil



The **SPINeasy® RNA Kit for Soil** is a high-performance RNA extraction kit utilizing silica-membrane spin-column technology. This kit allows for the efficient isolation of RNA from various soil types, including those with high humic acid content, heavy contaminants, compost, gardening soil, and low-biomass soils. The extraction process can be completed in under an hour with minimal RNA degradation, and the use of hazardous chemicals like phenol or chloroform is unnecessary. Our specially formulated inhibitor removal technology effectively handles soil samples containing humic acids, heavy metals, and other aromatic compounds, ensuring accurate PCR results. RNA extracted with this kit demonstrates high integrity and purity, suitable for downstream applications such as reverse transcription, real-time PCR, and sequencing.

Features

- Utilizes silica-membrane spin-column technology for efficient and high-purity RNA extraction.
- Works with a variety of soil types, including those with high humic acid content and heavy contaminants.
- Provides rapid extraction in under 1 hour without the use of hazardous chemicals.
- Delivers high-quality RNA suitable for sensitive applications like reverse transcription, real-time PCR, and sequencing.

Performance

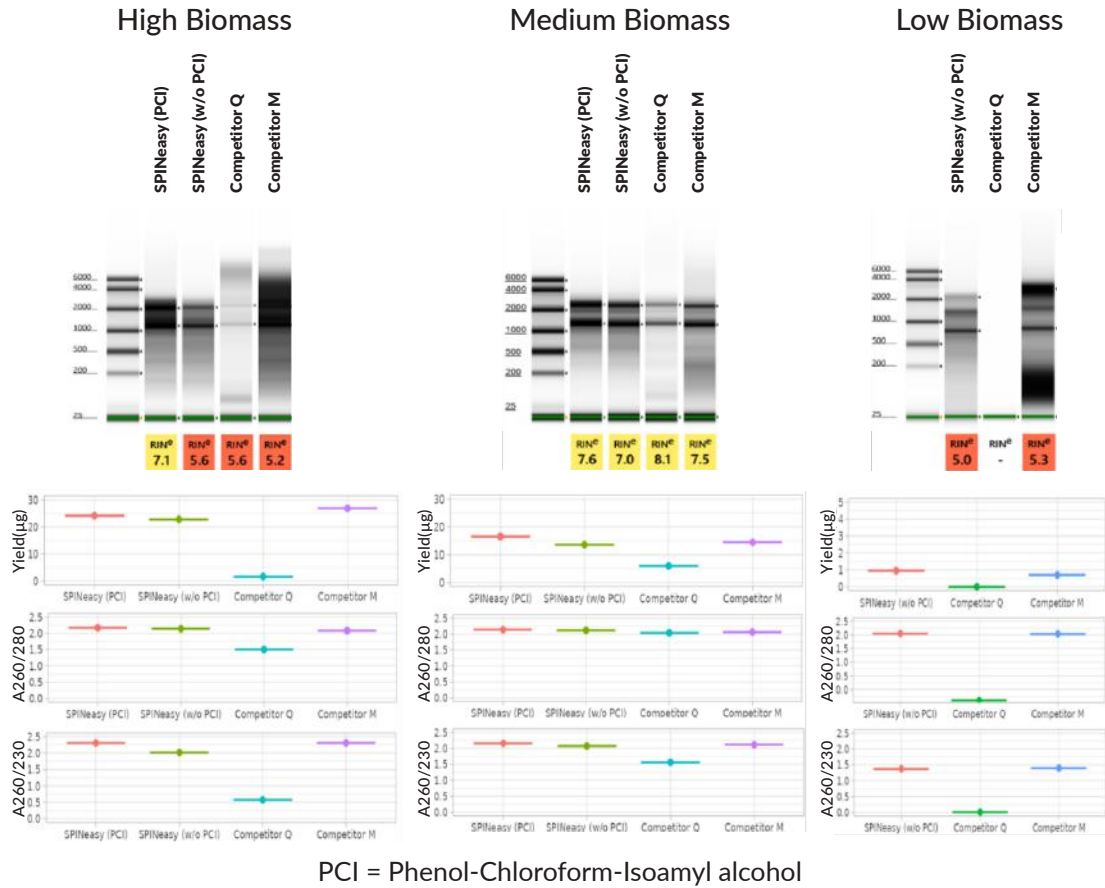


Figure 1: Comparison of RNA extracted from High, Medium and Low Biomass Soils using SPINeasy RNA Kit for Soil, Competitors Q and M.

200 mg of High Biomass, 250 mg of Medium Biomass soil, and 500 mg of Low Biomass Soil were processed. The yield was determined using QuantiFluor® RNA System (Promega). A260/280 and A260/230 ratios were determined using a Spectrophotometer. The virtual gel image and RNA integrity Number (RIN, in yellow or red) were analyzed using Agilent TapeStation 4150.

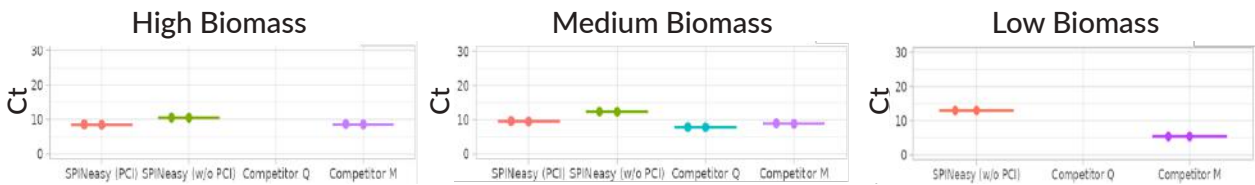


Figure 2: Amplifiability of RNA extracted with SPINeasy RNA Kit for Soil

Comparison of threshold cycles (Ct) of Reverse Transcription–qPCR when amplification was performed using RNA extracted from SPINeasy RNA Kit for Soil, Competitors Q and M. High Biomass soil (50 ng), Medium Biomass Soil (50 ng) and Low Biomass Soil (30 ng) were used. Targets were amplified with SYBR green technology.

Product Information

Description	Size	Catalogue No.
SPINeasy® RNA Kit for Soil	50 preps	116585050
	5 preps	116585000

SPINeasy[®]

Co-Purification/
Clean-Up Kit

Co-Purification

SPINeasy® co-purification series provides a convenient method for simultaneous isolation of nucleic acid from single sample of tissue or cultured cells, minimizing the variation inherent in preparing these eluents from different samples.

Product	SPINeasy® DNA/RNA/Protein All-in-One Kit	SPINeasy® DNA/RNA Kit for Soil
Format	Spin column	Spin column
Recommended sample amount	up to 30 mg tissue or 1 x 10 ⁶ cells	up to 500 mg
Purified product	Total DNA, total RNA, and western-grade proteins	Total DNA, total RNA
Processing Time	45 min (RNA and DNA), 35 min (protein)	<45 min (6 preps)
Observed yield	Depends on sample type	Up to 50 µg (DNA)/30µg (RNA) (sample-dependent)
Application	PCR, real-time PCR, Northern, Western and Southern Blotting, Microarray	PCR, real-time PCR, sequencing

Clean-Up

SPINeasy® clean-up series provides fast and reliable methods for purification of DNA fragments. Central to our clean-up products is the total removal of salts and ethanol from samples using uniquely designed spin columns that ensure complete elution of DNA without carryover contaminants. DNA clean-up technologies assure the purification of high-quality DNA using the specially formulated buffer to effectively remove enzymatic inhibitors.

SPINeasy® PCR Purification and Gel Extraction Kit is a combo kit which utilizes the advantage of silica membrane to recover up to 23 µg of DNA with molecular weight ranging from 100 bp to 20 kb from most grades of agarose gel with expected recovery of 85%.

SPINeasy® DNA Purification Kit is used to remove inhibitory compounds, so as to effectively recover ready-to-amplify DNA from contaminated inputs in less than 10 minutes with typical recoveries of >80%.

Product	SPINeasy® PCR Purification and Gel Extraction Kit	SPINeasy® DNA Purification Kit
Format	Spin column	Spin-column / Vacuum
Recommended sample type	Gel, PCR product	Previously isolated DNA
Fragment DNA Size	100 bp – 20 kb	>200 bp
Removes	Primers, nucleotides, enzymes, salts, agarose, EtBr, etc.	Humic acids, heme, polysaccharides, polyphenols, flavic acids, lipids, and dyes from samples
Recovery Rate	>85%	>80%
APPLICATION	PCR Cleanup	✓
	Gel Extraction	✓
	Humic Acid Removal	✓

SPINeasy® DNA/RNA/Protein All-In-One Kit



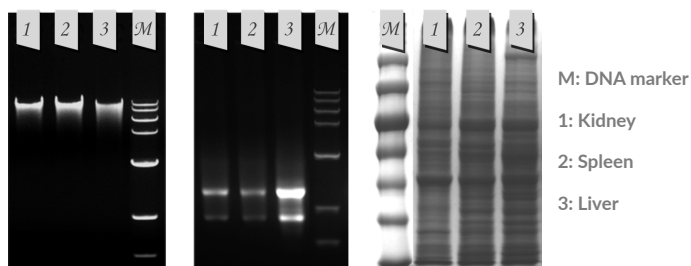
The **SPINeasy® DNA/RNA/Protein All-In-One Kit** utilizes a convenient workflow and silica-membrane spin-columns to isolate DNA, RNA and protein components from the same sample, without the use of toxic substances such as phenol and chloroform.

The use of our specially formulated Lysis Buffer R and Lysing Matrix A in combination with FastPrep® Instruments from MP Biomedicals enables highly efficient lysis of tissue samples within seconds. DNA, RNA and proteins are then sequentially purified from the same lysate. Each molecular component is immediately available for their respective downstream applications.

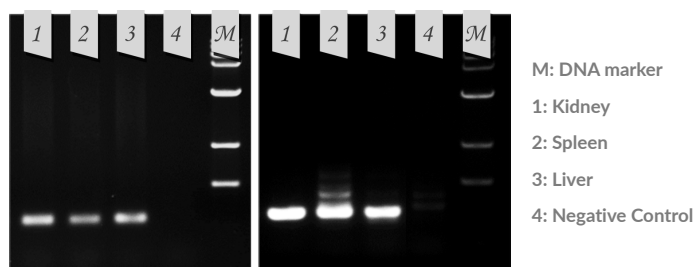
Features

- Rapidly and efficiently isolate DNA/RNA/Protein from a single sample
- Comes with Lysing Matrix A tubes for thorough sample lysis
- No phenol/chloroform
- Silica spin column method for extraction process
- Highly purified DNA/RNA/Protein for better downstream applications

Extraction Results



DNA (left); RNA (center); Protein (right) extracted from each animal tissue using SPINeasy® DNA/RNA/Protein All-In-One Kit



PCR amplification of DNA (left) and RT-PCR amplification of RNA (right) extracted from various samples using SPINeasy® DNA/RNA/Protein All-In-One Kit

Product Information

Description	Size	Catalogue No.
SPINeasy® DNA/RNA/ Protein All-In-One Kit	50 preps	116544050
	5 preps	116544000

SPINeasy® DNA/RNA Kit for Soil



Humic acids, heavy metals, and other aromatic components are among the most notorious PCR inhibitors found in the soil, leading to false negative or underestimated results. Non-optimized nucleic acid extraction protocol often co-purify inhibitors.

SPINeasy® DNA/RNA Kit for Soil integrates our proprietary inhibitor removal expertise and our new technology for selective binding of DNA and RNA. The SPINeasy® DNA/RNA Kit for Soil allows simultaneous isolation of pure microbiome genomic DNA and RNA from challenging soil types, including those with low biomass or those that are highly contaminated. The isolated nucleic acid products showed no contaminants and were immediately ready for use in downstream applications, including qPCR and RT-qPCR without the need of further inhibitor removal step.

Features

Effective and versatile: Isolates high yield and quality of DNA from high biomass, high contaminant, and low biomass soil samples.

Robust: High reproducibility of experimental results.

User-friendly: Simple procedure for simultaneous extraction of DNA and RNA.

Safe: Does not use any organic denaturants.

Extraction Results

The DNA and RNA extracted with SPINeasy® DNA/RNA Kit for Soil showed high yield and integrity across high biomass, high contaminant, and low biomass soil samples.

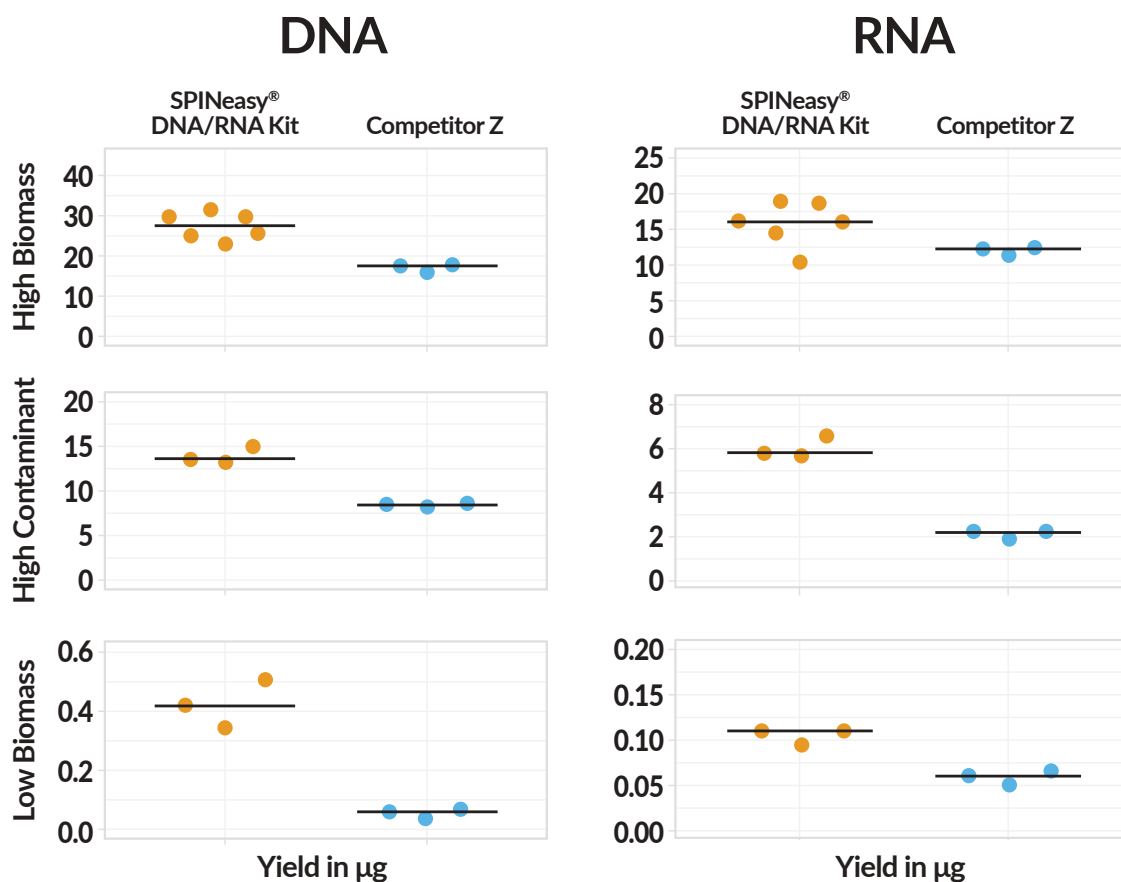


Figure 1. The SPINeasy® DNA/RNA Kit for Soil gives higher yield of nucleic acid than that of Competitor Z. Three types of soil samples (250 mg each) were used for DNA/RNA extraction. Yields were measured by fluorometric quantification. Each dot on the plot represents a single extraction.

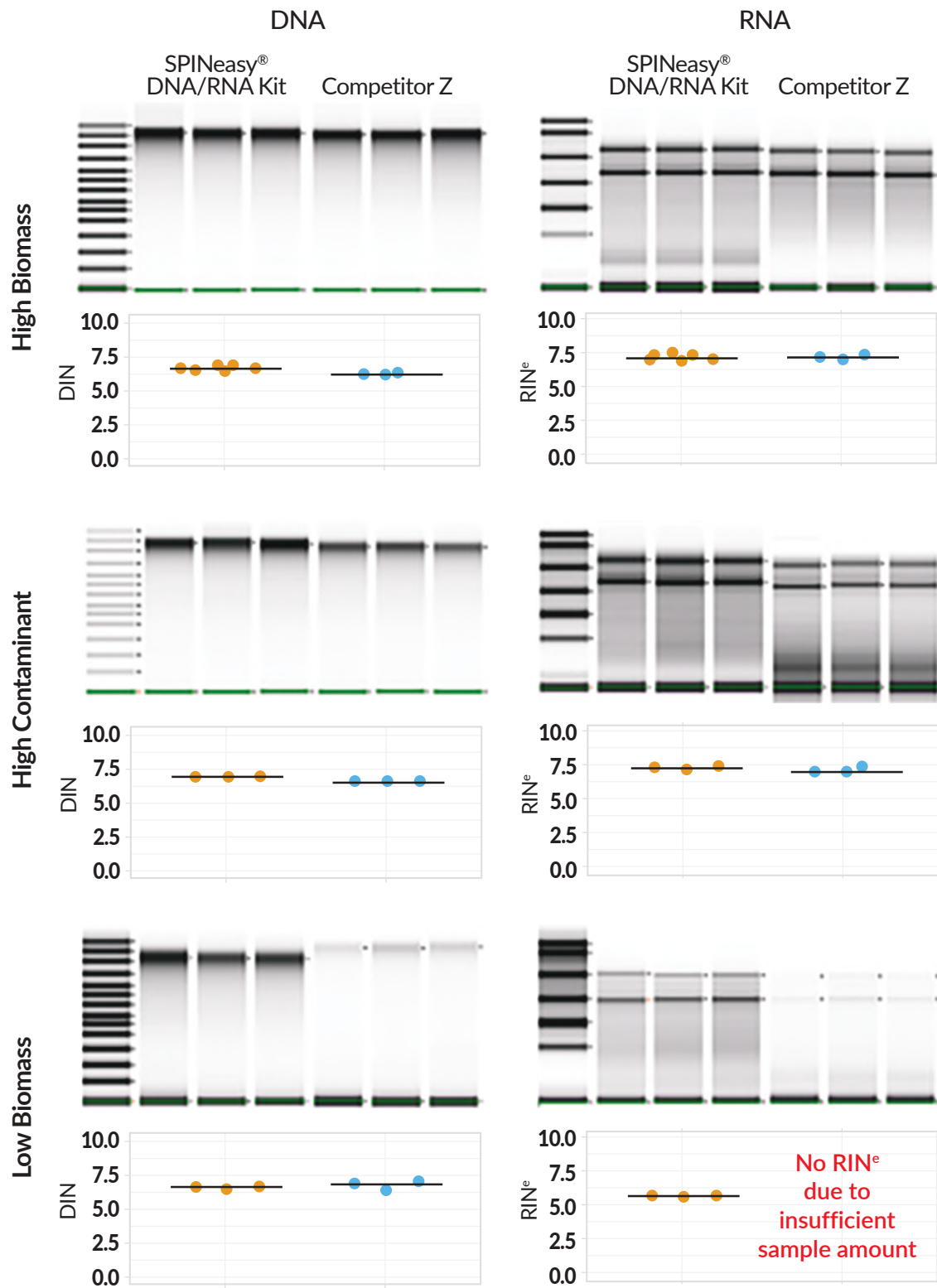


Figure 2. The SPINeasy® DNA/RNA Kit for Soil successfully extracted high-quality DNA and RNA from all challenging types of soil samples, including high biomass, high contaminant, and low biomass.

Virtual gels obtained using the Agilent 4150 TapeStation analyses were shown along with the DNA integrity (DIN) and RNA integrity (RIN) values. Each dot on the plot represents a single sample.

The SPINeasy® DNA/RNA Kit for Soil is designed to tackle challenging samples with large amount of contaminant. Using the SPINeasy® DNA/RNA Kit for Soil, the DNA and RNA extracted from high biomass and high contaminant soil samples can directly be used for inhibitor-sensitive qPCR and RT-PCR, indicating the superior inhibitor removal property of SPINeasy® DNA/RNA Kit for Soil.

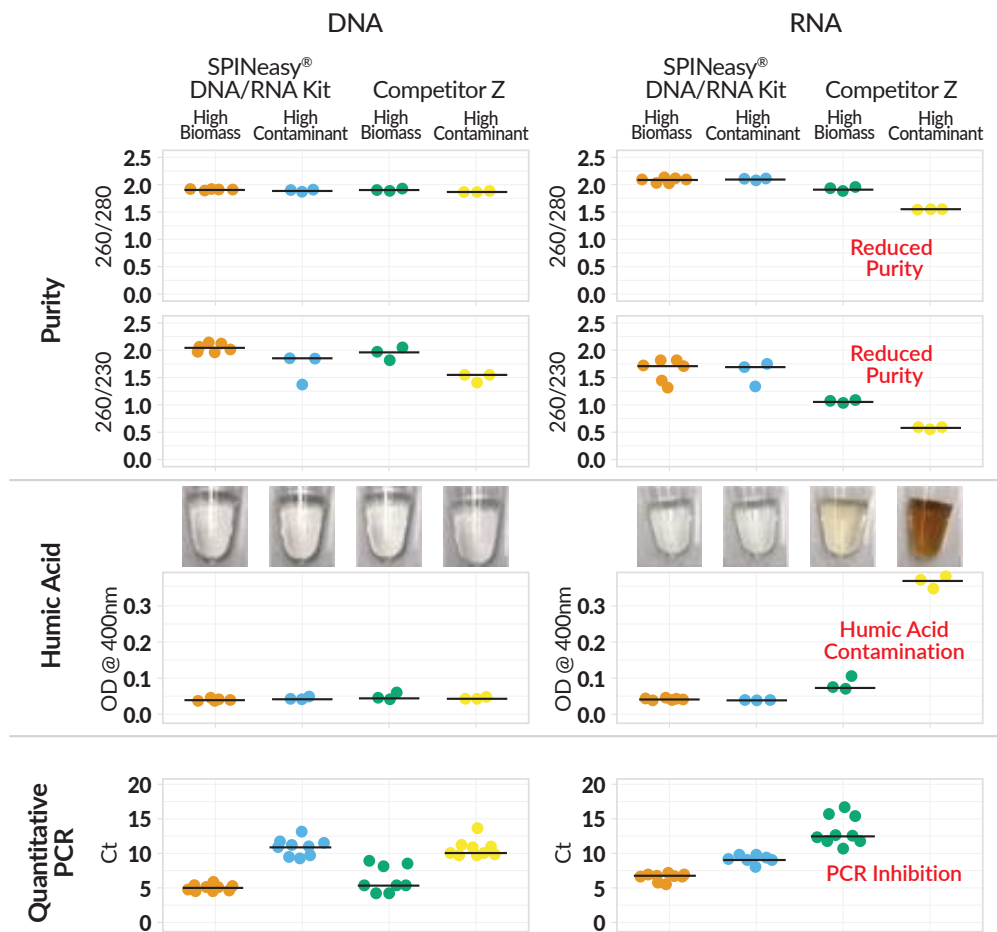


Figure 3. High purity and amplifiability of DNA/RNA extracted with SPINeasy® DNA/RNA Kit for Soil. Top panel. DNA/RNA purity was indicated by the A260/A280 and A260/A230 ratios.

Middle Panel. Representative picture of the DNA and RNA outputs. A brownish coloration indicates the presence of humic acid contamination, in line with the quantification results using a spectrophotometer @ 400nm.

Bottom panel. The absence of inhibitor was further assessed using inhibitor-sensitive qPCR and RT-qPCR. One microliter of undiluted sample was amplified using primers targeting bacteria ribosomal 16s.

Product Information

Description	Size	Catalogue No.
SPINeasy® DNA/RNA Kit for Soil	50 preps	116554050
	5 preps	116554000

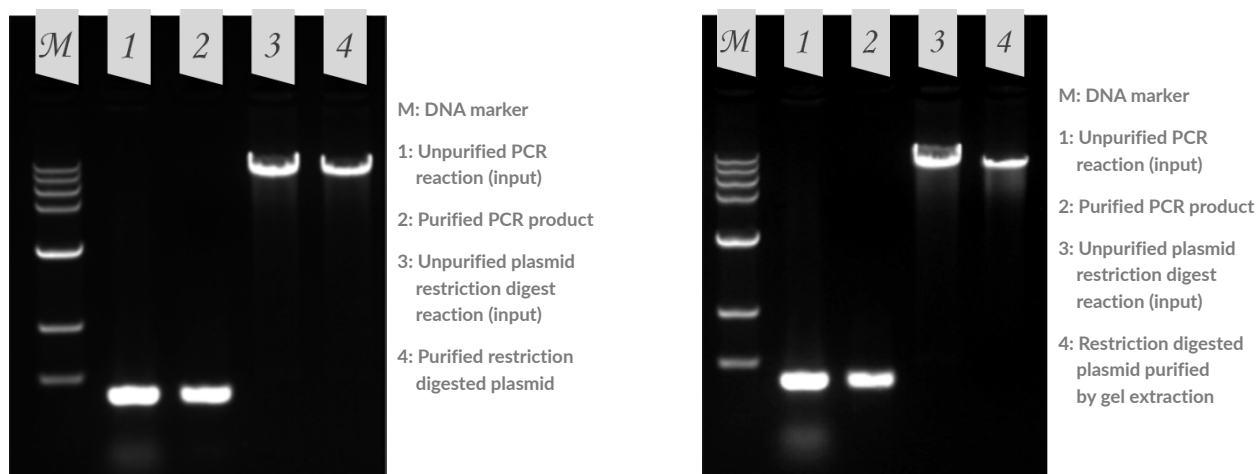
SPINeasy® PCR Purification and Gel Extraction Kit



The SPINeasy® PCR Purification and Gel Extraction Kit is a silica-membrane spin-column kit that enables quick and convenient DNA clean up from various enzymatic reactions, such as PCR and restriction digestion, as well as isolation and purification of DNA fragments from agarose gel electrophoresis.

Up to 23 µg of DNA of molecular weight ranging from 100 bp to 20 kb can be purified through a quick and simple process. Purified DNA is immediately ready for routine molecular biology laboratory applications.

Extraction Results



Agarose gel electrophoresis of PCR-purified DNA (left) and gel extracted-DNA (right) using SPINeasy® PCR Purification and Gel Extraction Kit

Product Information

Description	Size	Catalogue No.
SPINeasy® PCR Purification and Gel Extraction Kit	50 preps	116538050
	5 preps	116538000

SPINeasy® DNA Purification Kit



Humic acids, heavy metals, heme are the most notorious PCR inhibitors. This could be due to non-optimized DNA purification procedures which often co-purify inhibitors and lead to false negative results on downstream applications.

The **SPINeasy® DNA Purification Kit** is formulated to effectively remove contaminants on pre-purified DNA samples using the novel and proprietary humic acid removal technology. It can recover high quality DNA for all downstream applications.

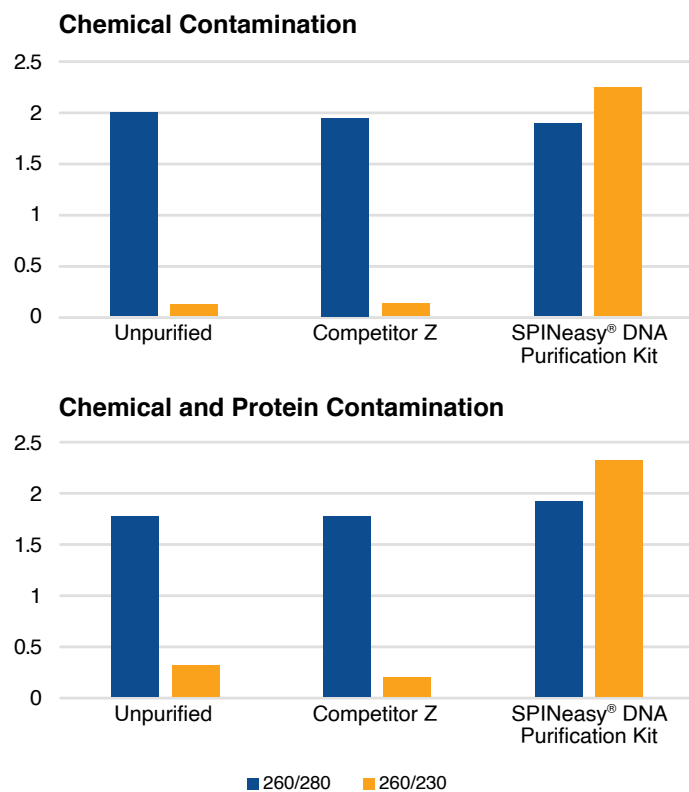
Features

Fast: Efficient clean-up of highly contaminated pre-purified DNA samples

Clean: Effective removal of inhibitory compound

Buffer P1 and P1HA suitable for sample with various degree of contamination

Extraction Results



SPINeasy[®] DNA Purification Kit improves A260/280 and A260/230 ratios of sample contaminated with chemicals (SDS, chaotropic salts, solvents, humic acid) or both chemicals and proteins

Product Information

Description	Size	Catalogue No.
SPINeasy [®] DNA Purification Kit	50 preps	116548050
	5 preps	116548000

SPINeasy® DNA/RNA Kit for Feces



Simultaneous extraction of nucleic acids for feces at the highest quality has been stepped up to another level at MP Biomedicals. It is now easier than ever to perform a simultaneous isolation of pure microbiome genomic DNA and RNA from challenging feces types irrespective of their composition. Isolated DNA and RNA showed no contaminants and were immediately ready for use in downstream applications, including qPCR and RT-qPCR without the need of further inhibitor removal step.

The composition of fecal samples is largely dependent on diet which includes fibers, undigested particles, bilirubin, complex polysaccharides, and lipids. Those compounds impair the sample homogenization, decrease both the quantity and quality of the extracted DNA. The SPINeasy® DNA/RNA Kit for Feces integrates our proprietary inhibitor removal expertise and our new technology for selective binding of DNA and RNA. This kit is especially suitable when the sample is limited or when both genomic and transcriptomic manipulations are needed. This thereby avoids any potential variation in microbial community composition from processing bias.

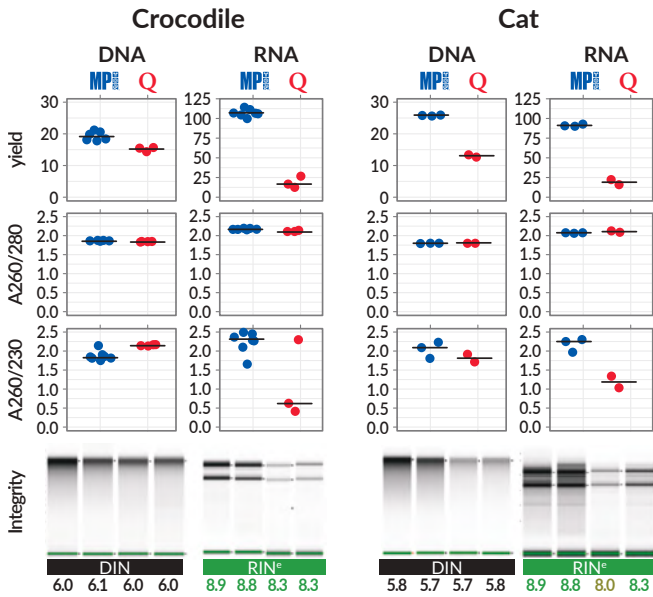
Features

- Innovative lysing matrix enabling the kit to be used on various types of feces samples.
- Uninterrupted workflow allowing simultaneous isolation of DNA and RNA from the same sample.
- High volume sample capacity (up to 250 mg), hence providing maximum yield and purity.
- Fast processing time - less than 45 minutes, or even faster with vacuum manifold.


Performance

The SPINeasy® DNA/RNA Kit for Feces extracted DNA and RNA from various fecal samples with high yield and purity.

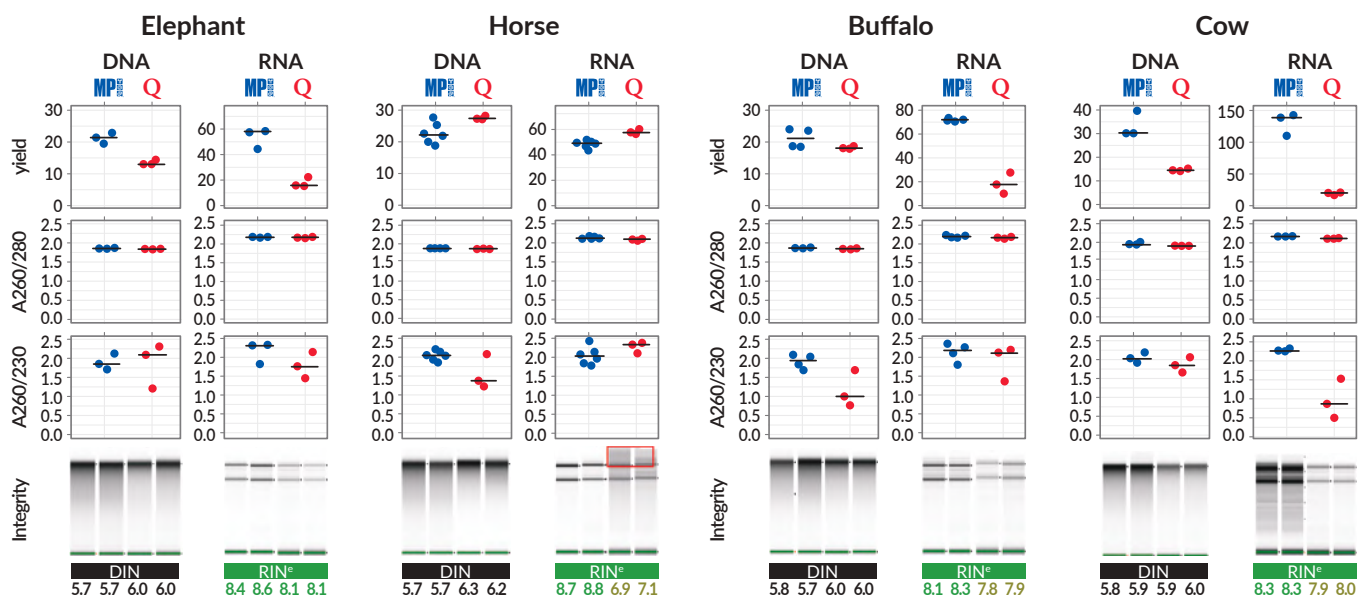
Carnivores



Omnivores



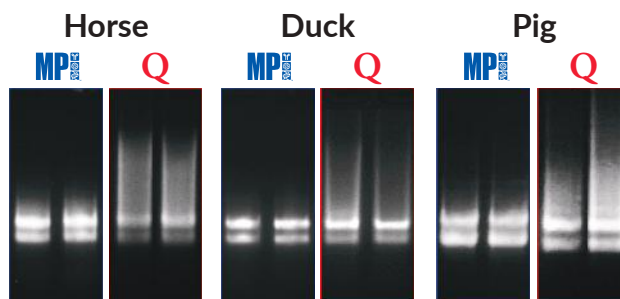
Herbivores



Eleven fecal sample types were processed using SPINeasy® DNA/RNA Kit for Feces and competitor Q kit. Yield and purity ratios (A260/280 and A260/230) were measured by fluorometric quantification. Each dot on the plot represents a single extraction. Representative virtual gels (obtained using Agilent 4150 TapeStation analyses) were presented together with the DNA integrity (DIN) and RNA integrity (RIN) values. The red rectangle indicated the contamination of RNA samples with some high molecular weight DNA.

Extraction Results

No DNA contamination in the RNA samples extracted with the SPINeasy® DNA/RNA Kit for Feces.



RNA samples extracted from horse, duck and pig fecal samples were visualized on agarose gel. Unlike competitor Q, no smeared nucleic acid corresponding to DNA contamination could be observed in RNA samples extracted with MP Biomedicals' kit.

Product Information

Description	Size	Catalogue No.
SPINeasy® DNA/RNA Kit for Feces	50 preps	116555050
	5 preps	116555000

SPINeasy® DNA/RNA Kit for Blood



Blood samples serve diverse purposes in disease diagnosis, genetic research, and addressing conditions like disorders and pregnancy complications. Efficient DNA or RNA extraction is imperative, especially when simultaneous extraction is required. Optimized for simultaneous extraction of DNA and RNA from whole blood samples, the SPINeasy® DNA/RNA Kit for Blood addresses challenges associated with inhibitors and low concentrations.

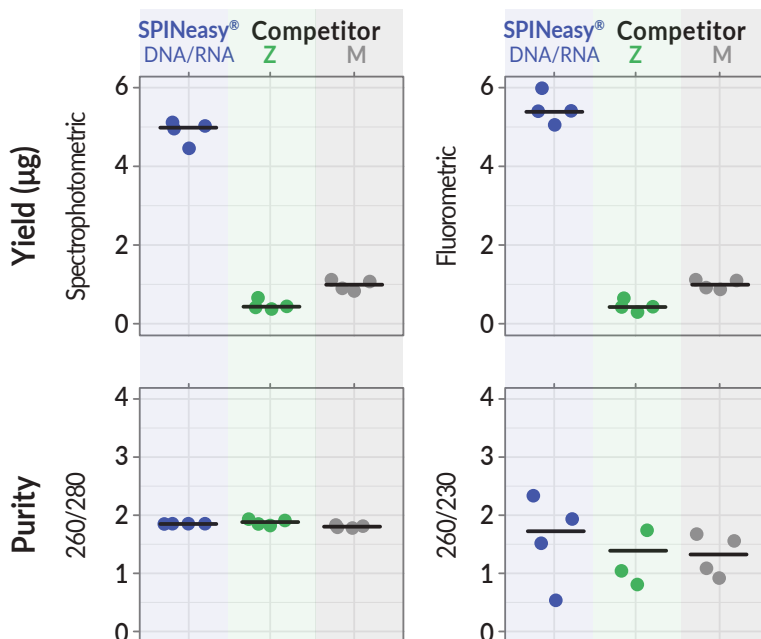
The SPINeasy® DNA/RNA Kit for Blood is a high-performance DNA/RNA extraction kit that is based on silica-membrane spin-column technology. This kit enables simultaneous isolation of genomic DNA and RNA from whole blood preserved in different anticoagulants, in less than 15 minutes. The Lysis Buffer SL1 pairing with minute amount of solvent omits the need of excessive homogenization and enables efficient separation of nucleic acid from the organic impurities fraction consisting of hemoglobin, immunoglobulin, and other blood proteins. The SPINeasy® DNA/RNA kit for Blood enables co-purification of DNA or RNA via two distinct columns from the same sample, making it hassle-free and highly time-efficient, without any sample bias concern. Furthermore, neither DNase nor RNase A is used in the purification process, hence enabling a maximum recovery of DNA and RNA yield. The simplified washing steps largely remove salts, metabolites, and macromolecular cellular components. The extracted DNA and RNA (with high yield and purity) are compatible with downstream applications such as PCR amplification.

Features

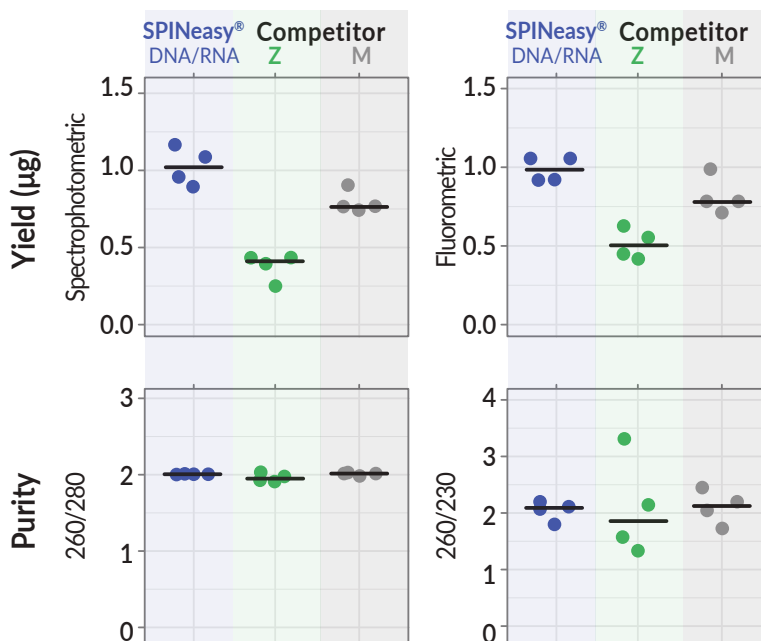
- Efficient process eliminates the requirement for enzymatic treatment and DNase I digestion, saving time.
- Superior yield for both DNA and RNA.
- Streamlined extraction with only one solvent and one additional binding buffer.
- Compatible with both fresh and frozen whole blood samples, addressing diverse research needs.

Performance

DNA



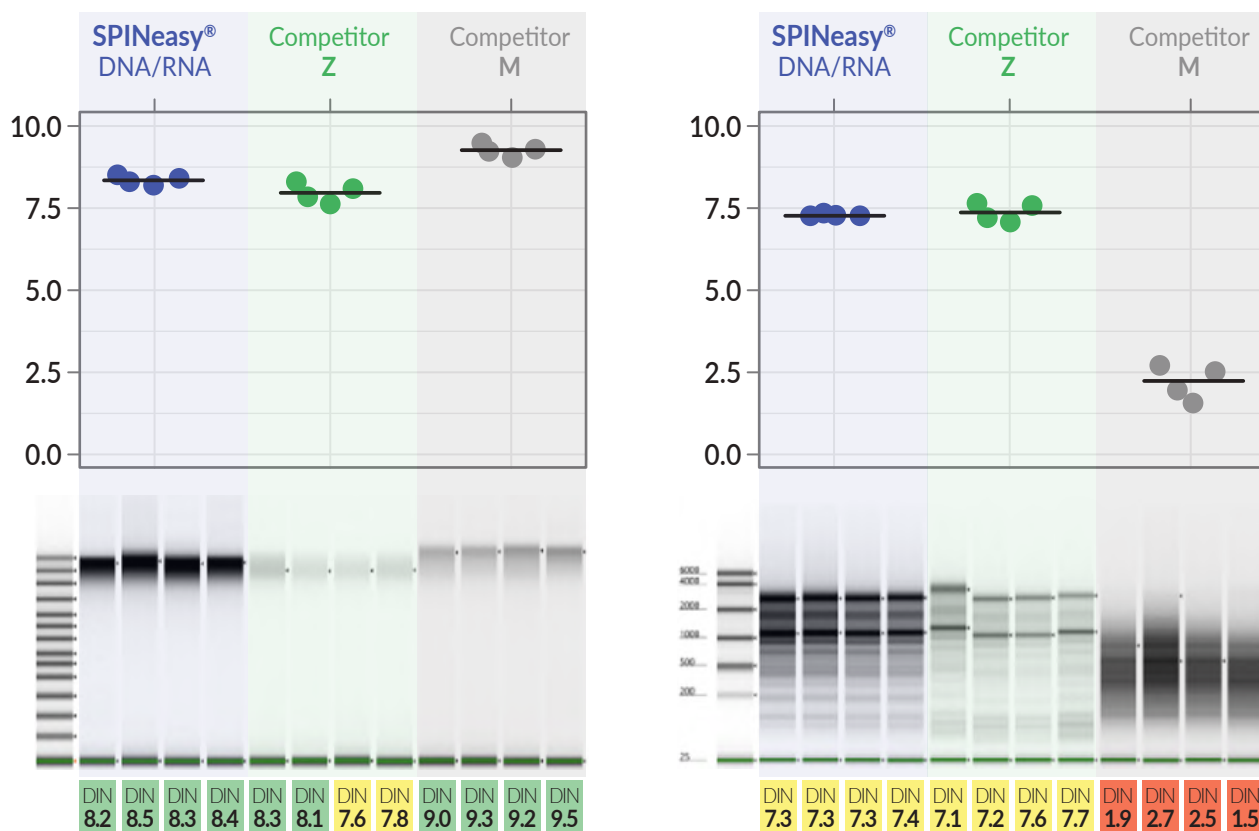
RNA



The SPINeasy® DNA/RNA Kit for Blood provides higher yield of nucleic acid and comparable purity.

Frozen whole blood sample (200 µL) were processed using the SPINeasy® DNA/RNA Kit for Blood, Competitor Z, and Competitor M kits. Yields were measured by spectrophotometric and fluorometric quantification. Each dot on the plot represents a single extraction.

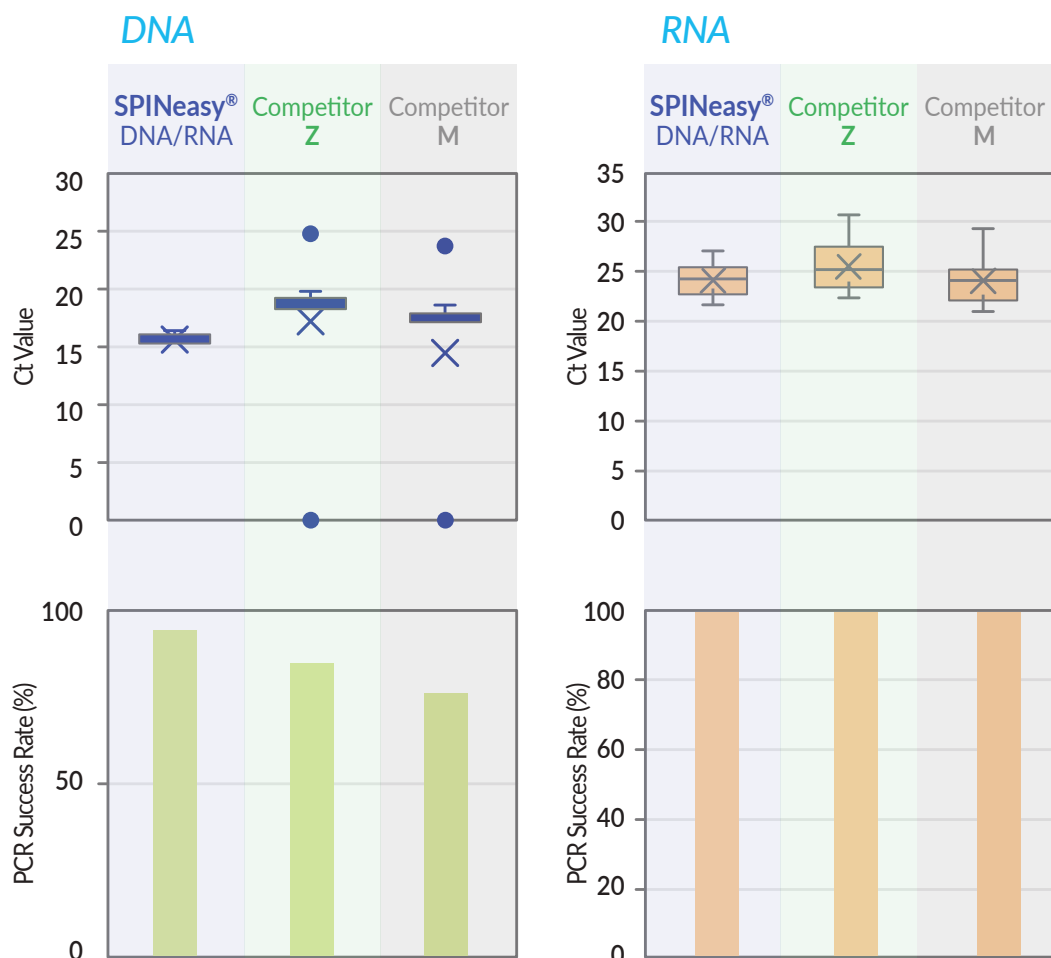
Integrity



The SPINeasy® DNA/RNA Kit for Blood gives good quality DNA and RNA.

The virtual gels from Agilent 4150 TapeStation analyses were displayed along with the DNA integrity (DIN) and RNA integrity (RIN) values. Higher values, nearing 10, signify intact nucleic acids with minimal degradation. DIN and RIN values exceeding 8 and 7, respectively, indicating the presence of high-quality DNA/RNA suitable for subsequent applications. Each dot of the plot represents a sample.

Amplifiability



The SPINeasy[®] DNA/RNA Kit for Blood delivers high quality DNA and RNA which are fully compatible with downstream qPCR and RT-qPCR, respectively.

Both DNA and RNA samples extracted from SPINeasy[®] DNA/RNA kit for Blood and the various competitors were amplified in 20 replicates (each for the human GAPDH gene (106bp)).

Product Information

Description	Size	Catalogue No.
SPINeasy [®] DNA/RNA Kit for Blood	50 preps	116582050
	5 preps	116582000

SPINeasy[®]

Plasmid DNA
Extraction Kit

Plasmid DNA purification is an essential step in various procedures, including DNA sequencing, cloning, in vitro translation, etc.

Our SPINeasy® Plasmid DNA Kit is designed for isolating small or medium scale of plasmid DNA from E. coli cultures following the modified alkaline lysis procedure. This is followed by neutralization step to re-nature the hydrogen bonding between bases of ssDNA to form dsDNA. Unwanted impurities will be precipitated through hydrophobic interaction and easily separated from plasmid DNA solution by centrifugation. Plasmid DNA is then eluted and ready for downstream application.

Specification	SPINeasy® Plasmid Miniprep Kit	SPINeasy® Plasmid Midiprep Kit	SPINeasy® Yeast Plasmid Miniprep kit
Scale	Mini	Midi	Mini
Recommended sample volume	1-5 mL LB culture	25-50 mL LB culture	0.5 - 1.5 mL Yeast Culture
Processing time	25 min	60 min	50 min
Desired Yield*	20 µg	1 mg	20 ng
APPLICATION	<i>In vitro</i> Transcription	✓	✓
	Cloning	✓	✓
	Next Generation Sequencing	✓	✓
	PCR	✓	✓
	Restriction Digestion	✓	✓
	Transformation	✓	✓
	Endotoxin free	—	—

* Actual yield depends on the culture volume, culture media, copy number of plasmid, host strain, and size of insert.

SPINeasy® Plasmid Miniprep Kit



SPINeasy® Plasmid Miniprep Kit is a silica-membrane spin-column kit that enables up to 20 µg of high-quality plasmid DNA to be purified from 1-5 mL of transformed bacterial culture in 25 minutes.

This kit uses modified alkaline lysis method to lyse the cells and separate gDNA from plasmid DNA. High purity plasmid DNA can be obtained through a simple purification process and is immediately ready for routine molecular biology laboratory applications.

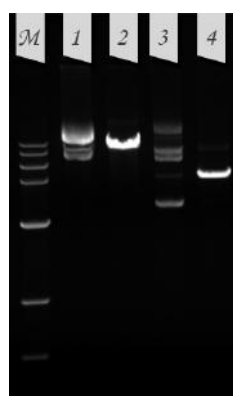
Features

25 minutes processing time

High-quality plasmid DNA suitable for variety of downstream applications including transfection and sequencing

No phenol-chloroform extraction

Extraction Results

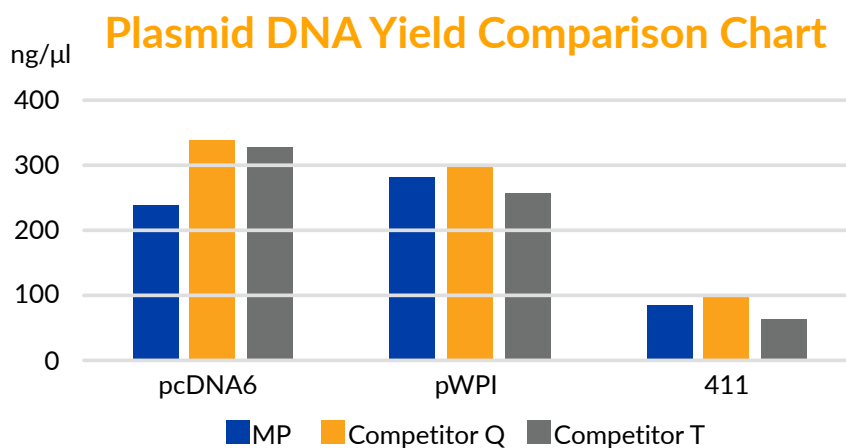


M : DNA marker
 Lane 1 : pWPI plasmid
 Lane 2 : pWPI plasmid linearized by restriction digest
 Lane 3 : pcDNA6 plasmid
 Lane 4 : pcDNA6 plasmid linearized by restriction digest


Vector Backbone	Plasmid Size (bp)	Extraction Results		
		Yield (µg)	A _{260/280}	A _{260/230}
pWPI	11,103	14.36	1.89	2.18
pcDNA6	5,149	11.24	1.86	2.19

Purified plasmid analyzed on agarose gel. Plasmid was isolated from 3 mL DH5α cultures harboring the plasmid using SPINeasy Plasmid Miniprep Kit

Comparison Data of DNA extracted with SPINeasy® Plasmid Miniprep Kit



Plasmid DNA was isolated according to manufacturer's recommended protocols from 2 mL LB cultures. DNA was quantified with NanoDrop.



Gel electrophoresis image of plasmid DNA extracted with SPINeasy Plasmid Miniprep and Other Competitors.

Product Information

Description	Size	Catalogue No.
SPINeasy® Plasmid Miniprep Kit	50 preps	116534050
	5 preps	116534005

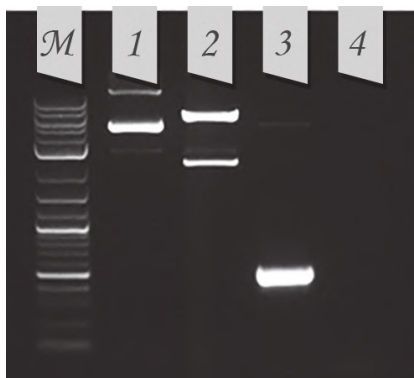
SPINeasy® Plasmid Midiprep Kit



SPINeasy® Plasmid Midiprep Kit offers a reliable method for purification of high-copy and low-copy number plasmid DNA from 25-50 mL of transformed bacterial culture.

The midi kit allows user to obtain high-quality plasmid DNA using spin column method without the need of expensive accessories. Using our specially formulated buffers, bacterial cells are disrupted by alkaline lysis to release the plasmid DNA. SPINeasy® Plasmid Midiprep Kit typically produces up to 1 mg of plasmid from the overnight culture in LB medium. High-quality plasmid DNA is immediately ready for routine molecular biology laboratory applications.

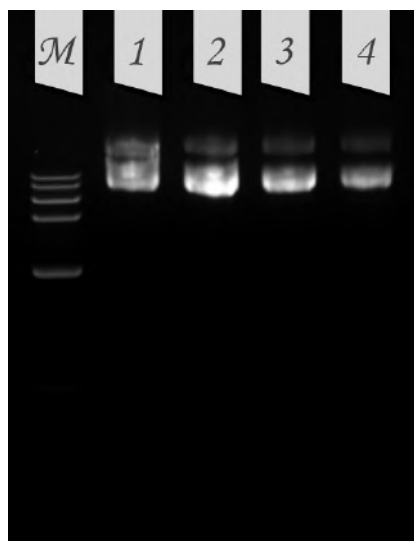
Extraction Results



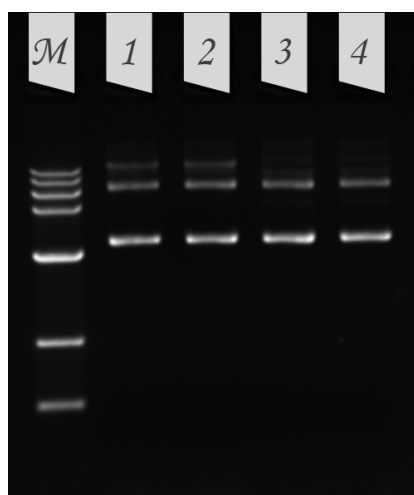
- M : DNA marker;
- Lane 1 : Purified plasmid DNA
- Lane 2 : Plasmid digested with two single cut restriction enzymes, yielding two bands
- Lane 3 : PCR of plasmid, producing a band of the expected amplicon size
- Lane 4 : PCR negative control

Agarose gel electrophoresis result of pcDNA 3.1 plasmid DNA extracted using SPINeasy® Plasmid Midiprep Kit.

Comparison Data of Plasmid extracted with SPINeasy® Plasmid Midiprep Kit and Competitor Kit



Number	Plasmid	Brand	Nanodrop (ng/μl)	A (260/280)	A (260/230)
1-2	pWPI	MP	250.35	1.87	2.07
3-4	pWPI	Competitor T	204.91	1.86	1.91



Number	Plasmid	Brand	Nanodrop (ng/μl)	A (260/280)	A (260/230)
1-2	pcDNA6	MP	307.70	1.89	2.19
3-4	pcDNA6	Competitor T	245.66	1.85	1.98

Above figures show the plasmid DNA isolated according to the manufacturer's recommended protocols from 50 mL of cultures. Each protocol was performed in duplicate with average data shown in the table. DNA was quantified with NanoDrop.

Product Information

Description	Size	Catalogue No.
SPINeasy® Plasmid Midiprep Kit	25 preps	116539025
	5 preps	116539000

SPINeasy[®] Yeast Plasmid Miniprep Kit



SPINeasy[®] Yeast Plasmid Miniprep Kit is a high-performance plasmid extraction kit based on silica-membrane spin-column technology. This kit has demonstrated the capability to isolate up to 20 ng of pGADT7-based plasmid from 1.5 mL of overnight cultures. The recovered plasmid DNA can be used for PCR, qPCR, and *E. coli* transformation. There is no need for organic solvents such as phenol or chloroform.

Features

Utilizes silica membrane spin-column technology for high-performance yeast plasmid extraction.

Handles up to 1.5 mL cultures to maximize plasmid yield.

Effective combination of enzymatic and chemical lysis methods to reduce handling time to under 50 minutes.

Performance

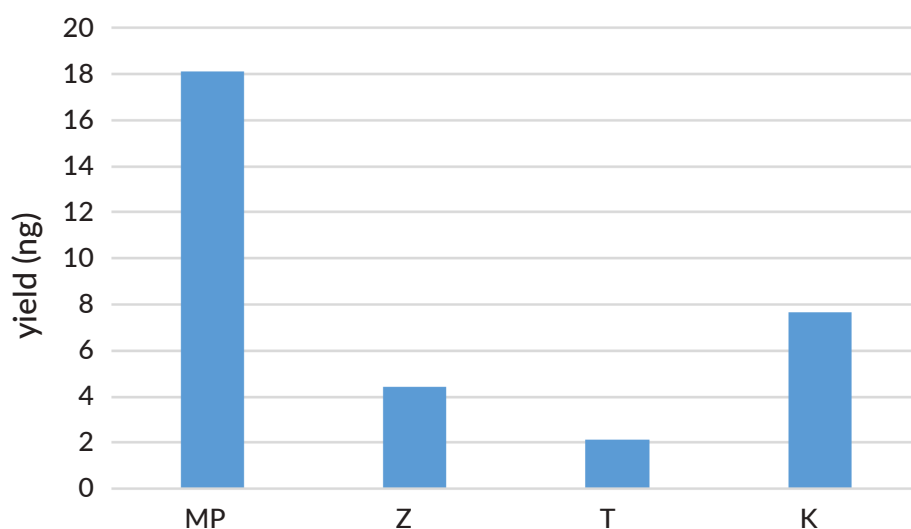


Figure 1: The quantity of pGADT7 plasmids extracted from yeast using the SPINeasy Yeast Plasmid Miniprep Kit (MP) was compared with competitors Z, T, and K. The yields were measured using the Qubit 4 Fluorometer.

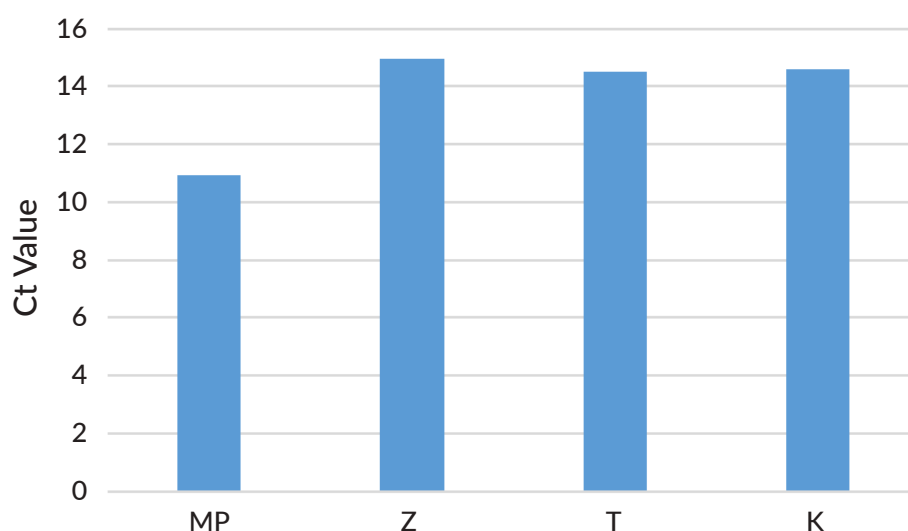


Figure 2: The amplifiability of pGADT7 plasmids, extracted from yeast using the SPINeasy Yeast Plasmid Miniprep Kit (MP), was compared against competitors Z, T, and K. 1 mL of plasmid was amplified using a specific set of primers, with targets being detected using SYBR Green technology

Product Information

Description	Size	Catalogue No.
SPINeasy® Yeast Plasmid Miniprep Kit	50 preps	116584050
	5 preps	116584000



MP Biomedicals APAC Headquarters

📍 2 Pioneer Place, SINGAPORE 627885

✉️ apac-techsupport@mpbio.com | custserv.ap@mpbio.com
☎️ +65 6775 0008



Worldwide Headquarters

📍 6 Thomas Irvine, CA 92618, USA

✉️ custserv.na@mpbio.com
☎️ 1 800 854 0530

EMEA Headquarters

📍 Thüringer Straße 15 Eschwege 37269, GERMANY

✉️ custserv.de@mpbio.com
☎️ 0800 426 67 337 | 00800 7777 9999

MP Biomedicals China

📍 Unit 02, 2nd floor, Building #6 1000 Jinhai Road, Pudong District, Shanghai, CHINA

✉️ custserv.cn@mpbio.com
☎️ +86 400 1500 680

MP Biomedicals Japan

📍 Seven Bldg. 4F, 3-7-14 Nihonbashi-Ningyocho Chuo-ku, Tokyo 103-0013, JAPAN

✉️ custserv.jp@mpbio.com
☎️ +81 3 6667 0730

MP Biomedicals India

📍 Plot No C -57/3, TTC Industrial Area Pawane Village, Turbhe, Navi Mumbai - 400 705, Mumbai 400705, INDIA

✉️ custserv.in@mpbio.com
☎️ +91 22 27636921/22/25

MP Biomedicals Korea

📍 B-809 Garden Five Works, 52, Chungmin-ro, Songpa-gu, Seoul, 05839, KOREA

✉️ custserv.kr@mpbio.com
☎️ +82 2 425 5991

MP Biomedicals Australia

📍 P.O. Box 187 2 / 29 Bearing Road Seven Hills NSW 2147, AUSTRALIA

✉️ custserv.au@mpbio.com
☎️ 1800249998 | +61 2 8824 2100

MP Biomedicals New Zealand

📍 37-39 Waipareira Avenue Henderson Auckland 0610, NEW ZEALAND

✉️ custserv.nz@mpbio.com
☎️ +64 9 912 246

MP Biomedicals France

📍 Parc d'Innovation BP50067 Rue Geiler de Kaysersberg Illkirch Cedex 67402, FRANCE

✉️ custserv.fr@mpbio.com
☎️ 00800 7777 9999 | +33 3 88 67 19 45

MP Biomedicals Serbia

📍 Prokupacka 41 Belgrade 11000, SERBIA

✉️ custserv.se@mpbio.com
☎️ +381 11 6309 271

MP Biomedicals Russian Federation

📍 3 Marksistskaya St. Bldng 2, Moscow 109147, RUSSIAN FEDERATION

✉️ custserv.fr@mpbio.com
☎️ 00800 7777 9999 | +33 3 88 67 19 45

MP Biomedicals Brazil

📍 Rua Cavalheiro Ernesto Giuliano, 909 São Caetano do Sul- SP CEP 09540-400, BRAZIL

✉️ custserv.la@mpbio.com
☎️ +55 11 3565-7187

MP Biomedicals North America

📍 NA Distribution & Customer Service Center 29525 Fountain Parkway Solon, OH 44139, USA

✉️ custserv.na@mpbio.com
☎️ +1 800 854 0530

<https://www.mpbio.com>

