

THE ANNUAL ECONOMIC IMPACT OVERVIEW-BCY 2023

WIOA ADULT




Served

205



Median Annual
Earnings Before

\$12,916



Median Annual
Earnings After

\$56,092

Aggregated Value to the Economy

\$3,799,488



Project Arriba Economic Impact




Served

128



Median Annual
Earnings Before

\$8,000



Median Annual
Earnings After

\$68,060

Aggregated Value to the Economy

\$2,282,280




Adult Statewide - TIP Grants, STOP-OUTS, COVID-19




Served

104



Median Annual
Earnings Before

\$17,608



Median Annual
Earnings
After

\$56,300



Aggregated
Value to the
Economy

\$2,394,908

TANF- CHOICES




Served

254



Median Annual
Earnings Before

\$4,660



Median Annual
Earnings After

\$16,028

Aggregated Value to the Economy

\$1,341,382



Child Care



Aggregated Value
to the Economy

\$24,140,144

Served includes parents that received childcare services for 12 months or more.

REASON FOR CARE

Employment

Served	Median Annual Earnings Before	Median Annual Earnings After
3,341	\$21,252	\$27,524

Employment & Training

222	\$15,300	\$23,780
-----	----------	----------

Training & Education

214	\$9,696	\$15,784
-----	---------	----------

By the Numbers

Job Seekers Entered Employment

7,665

Employers Served

5,201

Customers were Trained/
Education

1,361

Veterans Placed in Jobs

783

Ex-offenders Placed in Jobs

472

Public Assistance Recipients Placed in Jobs

618

Youth Served (14-24)

458

Homeless Placed in Jobs

100

Children Served in the Child Care Program

11,814

Disabled Job Seekers Served

675

Disabled Job Seekers Placed in Jobs

268

Disabled Veteran Job Seekers Served

493

Disabled Veteran Job Seekers Placed in Jobs

178

For access to:

- **The Annual Economic Impact, click [here](#).**
- **Community needs and the impact WSB can have with our services, click [here](#).**