

# WE ARE HOCKEY

**CCM**

APPAREL

20  
25

TEAM CATALOGUE



NEW

(YEAR 1 OF 3)

### JRS5TD / YT JRS5TD LIGHTWEIGHT RINK SUIT JACKET

**Body / Inside:** Our rink suit jacket is built with great features and benefits such as a new breathable fabric that offers a 4-way stretch, reduced noise friction and AER-TEC technology. Features include zippered side pockets, elasticated hem and cuffs for comfort. Strategic placement of interior zippers that allow access for customization.

**Inside:** Easy access for embellishment, pocket at the bottom and an ID label for easy identification.

FIT	REGULAR		
	AD	S - 3XL	\$
SIZES	YT	2XS - XL	\$

LOGO	Strategically positioned embroidered CCM logo provides front left side of the wearer and top back embellishment zones.		
CONTENT	100% Polyester (30D Double knit+Film+50D knit)		
COLORS	Black (12), Team Royal (6C),	True Navy (T9), Charcoal (19)	Red (05),



NEW

(YEAR 1 OF 3)

### PRS5TA / YT PRS5TA LIGHTWEIGHT RINK SUIT PANT

**Body / Inside:** Our rink suit pant is built with great features and benefits such as a new breathable fabric that offers a 4-way stretch, reduced noise friction and AER-TEC technology. Features an adjustable waistband with drawcord, zippered pockets and bottom side zippers.

**Inside:** CCM clear gel grip elastic at waist and bottom, mesh lining and ID label for easy identification.

FIT	REGULAR		
	AD	S - 3XL	\$
SIZES	YT	2XS - XL	\$

LOGO	Strategically positioned embroidered CCM logo		
CONTENT	100% Polyester (30D Double knit+Film+50D knit)		
COLORS	Black (12), Team Royal (6C),	True Navy (T9), Charcoal (19)	Red (05),



NEW

(YEAR 1 OF 3)

### JRM5TA / YT JRM5TA MID-WEIGHT JACKET

**Body / Inside:** New 4-way stretch fabric that offers comfort, warmth, reduced noise friction, AER-TEC technology. Features zippered side pockets, easy access at back for embellishments.

**Inside:** Polar fleece lining inside collar and body for added warmth, inner drop-in pocket, ID label for easy identification.

FIT	REGULAR		
	AD	S - 3XL	\$
SIZES	YT	2XS - XL	\$

LOGO	Strategically positioned embroidered CCM logo		
CONTENT	100% Polyester (30D Double knit+Film+50D knit). 100% Polyester Microfleece lining.		
COLORS	Black (12),	True Navy (T9),	Charcoal (19)



NEW

(YEAR 1 OF 3)

### JPK5TA / YT JPK5TA TEAM WINTER JACKET

**Body / Inside:** A winter jacket great for players and coaches that is durable and ready for whatever winter throws your way. Includes a YKK zipper, reflective logos on the hood and chest, comfortable ribbed cuffs. This jacket will keep you warm and dry during the cold winter months.

**Inside:** Fully lined interior with Thinsulate insulation at hood, body and sleeves.

FIT	REGULAR		
	ADULT UNISEX FIT	S - 3XL	\$
SIZES	YT	2XS - XL	\$

LOGO	Strategically positioned reflective CCM logos at hood and chest		
CONTENT	92% Nylon 8% Elastane		
COLORS	Black (12),	True Navy (T9),	Charcoal (19)



NEW

(YEAR 1 OF 3)

## VQT5TA TEAM QUILTED VEST

BODY /  
INSIDE

**Body:** On the rink or on the road this versatile vest is a cold weather must have, great for layering, it's light and warm. Features a CCM embroidered logo on the chest and YKK zippers at the pockets and center zip.

**Inside:** Fully lined with Thinsulate

FIT	REGULAR		
	SIZES	AD	S - 2XL
			\$

LOGO Strategically positioned embroidered CCM logo

CONTENT 100% Polyester Ripstop, DWR (Durable Water Repellent ) Coating

COLORS Black (12), True Navy (T9)



(YEAR 2 OF 3)

## JQT4TC / YT JQT4TC TEAM QUILTED WINTER JACKET

BODY /  
INSIDE

**Body:** The new Team Quilted Winter Jacket features multiple easy access embellishment entries. Additional details include zippered pockets and packable hood design. The jacket can be packed inside the provided bag and acts like a pillow.

**Inside:** 200gsm Thinsulate insulation. The jacket features a cellphone pocket on the left side of the wearer. Lining is printed with the iconic CCM logo.

FIT	REGULAR		
	SIZES	AD	S - 3XL
			\$
		YT	2XS - XL
			\$

LOGO Strategically positioned embroidered CCM logo provides full front and back embellishment zones.

CONTENT 100% Polyester Ripstop, 65GSM, DWR (Durable Water Repellent) Coating. Thinsulate insulation.

COLORS Black (12), True Navy (T9), Charcoal (19)



(YEAR 3 OF 3)

## J5321 / YT J5321 QUILTED JACKET

BODY /  
INSIDE

**Body:** Features zippered side pockets, collar and sleeves in stretch tech fleece, elasticated cuffs, drop tail. The jacket is made from 100% recycled fabric and trims.

**Inside:** 100gsm insulation (body).

FIT	REGULAR		
	SIZES	AD	S - 3XL
			\$
		YT	2XS - XL
			\$

LOGO Strategically positioned embroidered CCM logo provides full front and back embellishment zones.

CONTENT Body: 100% recycled Polyester taffeta ultrasonic bonding, 160GSM polyfill, 190GSM, 3000MM WR Sleeve: 90POLY/10elastane recycled tech fleece, moisture wicking, 255GSM

COLORS Black (12), Charcoal (19)



(YEAR 2 OF 3)

## FHO4TA TEAM FLEECE HOOD

BODY /  
INSIDE


Classic laced hoodie. Updated for easy post-embellishments.

FIT	REGULAR		
	SIZES	AD	XS - 2XL
			\$
		YT	S - XL
			\$

LOGO CCM embroidery

CONTENT Solid colors: 70% cotton, 30% Polyester  
Dark heather grey: 50% cotton, 50% Polyester

COLORS Black (12), True navy (T9), Dark heather grey (4B), Red (05)



12  
BLACK



T9  
TRUE  
NAVY



4B  
DARK GREY  
HEATHER

(YEAR 3 OF 3)

FH03TA

## PREMIUM TECH FLEECE PULLOVER HOODIE

BODY /  
INSIDE

Our premium pullover tech fleece combines a lightweight insulator with a premium look and construction built to travel on and off the bus to the rink and gym featuring front pockets and brushed jersey lined hood.

FIT	REGULAR		
	AD	XS - 2XL	\$
SIZES	YT	XS - XL	\$

LOGO CCM embroidery

CONTENT 84% Polyester/12% Rayon/4% elastane 300GSM

COLORS Black (12), True Navy (T9), Dark Heather Grey (4B)



4B  
DARK GREY  
HEATHER



T9  
TRUE  
NAVY



12  
BLACK

(YEAR 3 OF 3)

FQZ2TB

## PREMIUM TECH FLEECE 1/4 ZIP HOODIE

BODY /  
INSIDE

Premium 1/4 zip tech fleece combines a lightweight insulator with a premium look and construction built to travel on and off the bus to the rink and gym featuring front pockets and brushed jersey lined hood.

FIT	REGULAR		
	AD	XS - 2XL	\$
SIZES	YT	XS - XL	\$

LOGO CCM embroidery

CONTENT 84% Polyester/12% Rayon/4% elastane 300GSM

COLORS Black (12), True Navy (T9), Dark Heather Grey (4B)



12  
BLACK



T9  
TRUE  
NAVY



4B  
DARK GREY  
HEATHER

(YEAR 3 OF 3)

FFZ2TA

## PREMIUM TECH FLEECE FULL ZIP HOODIE

BODY /  
INSIDE

Premium full zip tech fleece combines a lightweight insulator with a premium look and construction combines a breathable soft feel with a modern design built to travel on and off the bus to the rink and gym featuring zippered pockets and brushed jersey lined hood.

FIT	REGULAR		
	AD	XS - 2XL	\$
SIZES	YT	XS - XL	\$

LOGO CCM embroidery

CONTENT 84% Polyester/12% Rayon/4% elastane 300GSM

COLORS Black (12), True Navy (T9), Dark Heather Grey (4B)



12  
BLACK



T9  
TRUE  
NAVY



4B  
DARK GREY  
HEATHER

(YEAR 3 OF 3)

FCR2TB

## PREMIUM TECH FLEECE CREW

BODY /  
INSIDE

Premium tech fleece crew combines a lightweight insulator with a premium look and construction built to travel on and off the bus to the rink and gym.

FIT	REGULAR		
	AD	XS - 2XL	\$
SIZES	YT	S - XL	\$

LOGO CCM embroidery

CONTENT 84% Polyester/12% Rayon/4% elastane 300GSM

COLORS Black (12), True Navy (T9), Dark Heather Grey (4B)



(YEAR 3 OF 3)

## PCP3TA PREMIUM TECH FLEECE CUFFED JOGGER

BODY /  
INSIDE

All new premium tech fleece cuffed jogger combines a lightweight insulator with a premium look and construction built to travel on and off the bus to the rink and gym, featuring zippered side pockets with a silicone dipped waistband drawstring

FIT	SLIM		
	AD	XS - 2XL	\$
SIZES	YT	XS - XL	\$

LOGO CCM embroidery

CONTENT 84% Polyester/12% Rayon/4% elastane 300GSM

COLORS Black (12), True Navy (T9),  
Dark Heather Grey (4B)

(YEAR 3 OF 3)

## PLP2TA PREMIUM TECH FLEECE TAPERED JOGGER

BODY /  
INSIDE

Premium tech fleece tapered jogger combines a lightweight insulator with a premium look and construction built to travel on and off the bus to the rink and gym, featuring zippered side pockets with a silicone dipped waistband drawstring

FIT	REGULAR		
	AD	XS - 2XL	\$
SIZES	YT	XS - XL	\$

LOGO CCM embroidery

CONTENT 84% Polyester/12% Rayon/4% elastane 300GSM

COLORS Black (12), True Navy (T9),  
Dark Heather Grey (4B)

(YEAR 3 OF 3)

## FHO2TB TEAM FLEECE PULLOVER HOODIE

BODY /  
INSIDE

Your go-to favorite team fleece hoodie for every day. Soft cotton blend with a jersey lined hood featuring cross over front styling and drawcord. Stylized front pockets and fitted rib knit cuffs and bottom hem.

FIT	REGULAR		
	AD	XS - 2XL	\$
SIZES	YT	XS - XL	\$

LOGO CCM embroidery

CONTENT Solid Colors: 70% cotton / 30% poly  
Heather Grey: 50% cotton / 50% polyCOLORS Black (12), True Navy (T9),  
Dark Heather Grey (4B)

(YEAR 3 OF 3)

## PFP2TA TEAM FLEECE CUFFED JOGGER

BODY /  
INSIDE

These cuffed joggers feature open side pockets, with an outer self-fabric and inner CCM jacquard elastic waistband with drawcord.

FIT	REGULAR		
	AD	XS - 2XL	\$
SIZES	YT	XS - XL	\$

LOGO CCM embroidery

CONTENT Content: Solid Colors :70% cotton / 30% poly  
Heather Grey : 50% cotton / 50% polyCOLORS Black (12), True Navy (T9),  
Dark Heather Grey (4B)



12  
BLACKT9  
TRUE  
NAVY05  
RED

NEW

(YEAR 1 OF 3)

TSS5TA

TEAM LIGHTWEIGHT  
TRAINING TEEBODY /  
INSIDE

Introducing our lightweight training t-shirt engineered for optimal performance. Crafted from a blend of high-quality Polyester and elastane, featuring a CCM logo on the chest, this garment offers comfort and flexibility during your workouts.

FIT	REGULAR		
	AD	XS - 2XL	\$
SIZES	YT	S - XL	\$

LOGO CCM printed logo

CONTENT 88% Polyester 12% elastane

COLORS Black (12), True Navy (T9), Red (05)

14  
GREY156  
CLASSIC  
BLUE

NEW

(YEAR 1 OF 3)

TLS5RA

LONG SLEEVE  
TRAINING TOPBODY /  
INSIDE

Crafted for our athletes, our long sleeve training top features moisture-wicking fabric and polygiene to keep you dry and comfortable while the stretchy material ensures a full range of motion. The 3D silicone CCM logo adds a modern twist providing both style and functionality.



Polygiene®

FIT	SLIM		
	AD	S - 2XL	\$
SIZES	YT	S - XL	\$

LOGO CCM 3D silicone print.

CONTENT 86% Polyester 14% elastane with polygiene and wicking

COLORS Grey (14), Classic blue (156)

12  
BLACKT9  
TRUE  
NAVY05  
RED

NEW

(YEAR 1 OF 3)

KDR5TA  
DRYLAND  
KITBODY /  
INSIDE

Our updated Dry Land Kit is the perfect ensemble for your training needs. Included in the drawstring bag is our new lightweight training T-shirt, crafted from breathable Polyester and elastane, our soft hand-feel shorts and 100% cotton socks.

FIT	REGULAR		
	AD	XS - 2XL	\$
SIZES	YT	XS - XL	\$

LOGO CCM printed logo

CONTENT The Bag : 100%Polyester  
The T-shirt : 88% Polyester and 12% elastane  
The shorts: 82%Polyester and 18%elastane  
The socks: 100%cotton

COLORS Shorts: Grey (12),  
Top: Navy (T9), Red (05), Black (12)  
Socks: White (01)



NEW

(YEAR 1 OF 3)

SWV5TA

2-IN-1  
TRAINING SHORTBODY /  
INSIDE

Our 2-in-1 shorts offer the perfect combination of style and durability. Made from 100% Polyester, the shorts feature a 3D silicone CCM logo, ventilated printed side panels, zippered side pockets and an adjustable drawstring.

FIT	REGULAR		
	AD	S - 2XL	\$
SIZES			

LOGO CCM 3D silicone print.

CONTENT 100% Polyester

COLORS Grey (14), Classic blue (156)



12  
BLACK



T9  
TRUE  
NAVY



48  
DARK GREY  
HEATHER

(YEAR 2 OF 3)

## JVT4TA MENS TRAINING VEST

BODY /  
INSIDE

Light, warm, highly versatile insulation performs as a stand alone or mid layer resists wind and light weather. Stretch side panels aid ventilation and freedom fit with zippered side pockets.

FIT	SLIM		
	SIZES	AD	XS-2XL
			\$

LOGO	Reflective CCM logo		
CONTENT	100% Polyester		
COLORS	Black (12),	True Navy (T9),	Charcoal (19)



12  
BLACK



T9  
TRUE  
NAVY



48  
DARK GREY  
HEATHER

(YEAR 2 OF 3)


## JWB4TA MENS WINDBREAKER

BODY /  
INSIDE

Packable windbreaker with ripstop fabric. The packable design allows you to fold it up to the back pocket. Features zippered pocket on the right side of the wearer, ventilation opening on the back and reflective tape.

FIT	SLIM		
	SIZES	AD	XS-2XL
			\$

LOGO	Reflective CCM logo		
CONTENT	100% Polyester ripstop 20,000mm water repellent 15,000 g/m <sup>2</sup> /24h breathability		
COLORS	Black (12),	True Navy (T9),	Charcoal (19)



T9  
TRUE NAVY



12  
BLACK



48  
DARK GREY  
HEATHER



**BOOKING ONLY**  
173  
DARK  
CHERRY

(YEAR 2 OF 3)

## TSS3TA SHORT SLEEVE PREMIUM TRAINING TEE

BODY /  
INSIDE

Premium short sleeve crewneck training tee made from a soft circular knit fabric with engineered mesh ventilation, strategically placed where breathability is needed most.

FIT	SLIM		
	SIZES	AD	S - 2XL
			\$
		YT	S - XL
			\$

LOGO	CCM 3D silicone print.		
CONTENT	100% Nylon, 160GSM, Circular knit		
COLORS	Black (12), Dark Heather Grey (48)	True Navy (T9),	
	<b>NEW</b> BOOKING ONLY: Dark Cherry (173)		



48  
DARK GREY  
HEATHER



12  
BLACK



T9  
TRUE  
NAVY



**BOOKING ONLY**  
173  
DARK  
CHERRY

(YEAR 2 OF 3)

## TLS3TA LONG SLEEVE PREMIUM TRAINING TEE

BODY /  
INSIDE

Premium long sleeve crewneck training tee made from a soft circular knit fabric with engineered mesh ventilation, strategically placed where breathability is needed most.

FIT	REGULAR		
	SIZES	AD	S - 2XL
			\$
		YT	XS - XL
			\$

LOGO	CCM 3D silicone print.		
CONTENT	100% Nylon, 160GSM, Circular knit		
COLORS	Black (12), Dark Heather Grey (48)	True Navy (T9),	
	<b>NEW</b> BOOKING ONLY: Dark Cherry (173)		



12  
BLACK



T9  
TRUE  
NAVY

19  
CHARCOAL

(YEAR 2 OF 3)  
**SWV3TA  
2 IN 1  
SHORTS**

BODY /  
INSIDE

Ventilated with moisture-wicking technology with zippered side pockets. Premium exposed CCM jacquard elastic at the back with an adjustable waistband with drawcord and zipped side pockets.

7" Legging, 6" Short

FIT	SLIM BASELAYER UNDERNEATH		
	AD	XS - 2XL	\$
LOGO	CCM silicone print.		
CONTENT	100% Polyester plain woven fabric, moisture wicking, anti-static, 85GSM		
COLORS	Black (12), True Navy (T9), Charcoal (19)		



4B  
DARK GREY  
HEATHER



T9  
TRUE  
NAVY

12  
BLACK

(YEAR 2 OF 3)  
**TLS3TB  
LONG SLEEVE PREMIUM  
TRAINING HOODIE**

BODY /  
INSIDE

Premium long sleeve training hoodie made from a soft knit fabric with engineered mesh ventilation, strategically placed where breathability is needed most.

FIT	SLIM		
	AD	S - 2XL	\$
LOGO	CCM tonal embroidery		
CONTENT	93% Polyester, 5% Elastane, 2% Silver, 160GSM, Moisture wicking and antibacterial		
COLORS	Black (12), True Navy (T9), Dark Heather Grey (4B)		



12  
BLACK



T9  
TRUE  
NAVY

4B  
DARK GREY  
HEATHER

(YEAR 3 OF 3)  
**TSS2RA  
SHORT SLEEVE PREMIUM  
TRAINING TEE**

BODY /  
INSIDE

Premium technical training tee with breathable mesh inserts and Tactical Dry® technology designed with a raglan sleeve providing more mobility for your hockey resistance training workouts.

FIT	SLIM		
	AD	S - 2XL	\$
LOGO	CCM 3D silicone print.		
CONTENT	88% Recycled Polyester, 12% Elastane, 190gsm		
COLORS	Black (12), True Navy (T9), Dark Heather Grey (4B)		



4B  
DARK GREY  
HEATHER



T9  
TRUE  
NAVY

12  
BLACK

(YEAR 3 OF 3)  
**TLS2RA  
LONG SLEEVE PREMIUM  
TRAINING TEE**

BODY /  
INSIDE

The long sleeve version of the Premium technical training tee with breathable mesh inserts and Tactical Dry® technology designed with a raglan sleeve providing more mobility for your hockey resistance training workouts.

FIT	SLIM		
	AD	S - 2XL	\$
LOGO	CCM 3D silicone print.		
CONTENT	88% Recycled Polyester, 12% Elastane, 190gsm		
COLORS	Black (12), True Navy (T9), Dark Heather Grey (4B)		





(YEAR 2 OF 3)  
**SWV3RB  
TEAM  
WOVEN SHORT**



Lightweight and quick-drying, made for training and every day with moisture-wicking technology and mesh side panels to keep you dry. Premium exposed CCM jacquard elastic at the back with an adjustable waistband with drawcord and zipped side pockets. 7" inseam length.

BODY /  
INSIDE

FIT	REGULAR		
	AD	S - 2XL	\$
SIZES	YT	S - XL	\$

LOGO CCM 3D silicone print.

CONTENT 100% Nylon, 160GSM, Circular knit

COLORS Black (12), True Navy (T9), Charcoal (19)  
**NEW** BOOKING ONLY: Dark Cherry (173)



(YEAR 2 OF 3)  
**SKN3RA  
TEAM  
TRAINING SHORT**



Featuring an exposed CCM jacquard elastic waistband with adjustable drawcord and open side pockets, the team training short makes training day the best day. 7" inseam length.

BODY /  
INSIDE

FIT	REGULAR		
	AD	XS - 2XL	\$
SIZES	YT	XS - XL	\$

LOGO CCM heat transfer logo.

CONTENT 93% Polyester, 7% Elastane jersey with moisture wicking, 210gsm

COLORS Black (12), True Navy (T9), Dark Heather Grey (48)



(YEAR 3 OF 3)  
**HSL2RA  
TEAM PERFORATED  
TRAINING CAP**

Lightweight, incredibly breathable structured front panel with perforated back and hook and loop closure.

BODY /  
INSIDE

MOQ 6 units (same sizes/color)

SIZES	AD	OSFA	\$
	YT	OSFA	\$

LOGO CCM embroidery logo

CONTENT 54% Polyester, 46% Cotton

COLORS Black (12), True Navy (T9), White (01), Grey (9L)

TEAM APPAREL AND HEADWEAR



**NEW**  
(YEAR 1 OF 3)  
**FHZ5TA  
TEAM TRAVEL  
1/4 ZIP TOP**

BODY /  
INSIDE

This new athletic quarter zip top is a versatile piece that is perfect for team outings. Made from a soft high-quality recycled fabric, this garment features a CCM embroidered logo and YKK zipper.

FIT	REGULAR		
	AD	S - 2XL	\$
SIZES	YT	S - XL	\$

LOGO Logo: CCM Embroidered logo

CONTENT 49% recycled Polyester, 23% Cotton, 23% Lyocell, 5% Elastane

COLORS Black (12), True Navy (T9), Charcoal (19)



12  
BLACK

**NEW**  
(YEAR 1 OF 3)  
**PTV5TB  
TRAVEL  
PANT**

BODY /  
INSIDE

Introducing our team travel pant crafted from breathable, quick-dry and stretch fabric. These lightweight pants feature a flat drawcord, side pockets, and comfortable waistband.

FIT	REGULAR		
	AD	XS - 2XL	\$
SIZES	YT	S - XL	\$

LOGO CCM 3D silicone print

CONTENT 50% Elastomultiester 50% Polyester

COLORS Black (12)



12  
BLACK



T9  
TRUE  
NAVY



01  
WHITE



05  
RED

**NEW**  
(YEAR 1 OF 3)  
**OSS5TA  
TEAM SHORT SLEEVE  
POLO**

BODY /  
INSIDE

Elevate your team wardrobe with our updated polo. Featuring a CCM embroidered logo, this garment is a classic pique fabric.

FIT	REGULAR		
	AD	S - 2XL	\$
SIZES	YT	XS - XL	\$

LOGO CCM embroidered logo

CONTENT 60% Cotton 40% Polyester

COLORS Black (12), White (01), True Navy (T9), Red (05)



1F  
GREY  
HEATHERED



4B  
DARK GREY  
HEATHER



5C  
HEATHER  
NAVY

(YEAR 3 OF 3)  
**PSS3TB  
RELAXED FIT  
POLO**

BODY /  
INSIDE

The relaxed fit polo, made by permanently bonding 99.9% pure metallic silver to the surface of a fiber containing active antimicrobial properties built in to inhibit the growth of bacteria which keeps the shirt smelling fresher for longer

FIT	RELAXED		
	AD	S - 2XL	\$
SIZES	YT	S - XL	\$

LOGO CCM logo Tonal embroidery

CONTENT 93% Polyester, 5% Elastane, 2% Silver (x-static), 160GSM

COLORS Grey Heathered (1F), Dark Heather Grey (4B), Heather Navy (5C)



12  
BLACK



T9  
TRUE  
NAVY



19  
CHARCOAL

(YEAR 3 OF 3)  
**HSL3TA  
TEAM SLOUCH  
ADJUSTABLE**

BODY /  
INSIDE

Relaxed slouch fit with self-fabric closure with adjustable metal buckle.

MOQ 6 units (same sizes/color)

SIZES	AD	OSFA	\$
	YT	OSFA	\$

LOGO CCM embroidery

CONTENT 100% cotton

COLORS Black (12), True Navy (T9), Charcoal (19)

12  
BLACKT9  
TRUE  
NAVY19  
CHARCOAL

(YEAR 3 OF 3)

## HFB3TA TEAM FLATBRIM SNAPBACK CAP

BODY /  
OTHERClean design with embroidered  
CCM logo on the side.


MOQ 6 units (same sizes/color)

SIZES	AD	OSFA	\$
	YT	OSFA	\$

LOGO CCM embroidery

CONTENT 100% Recycled Polyester

COLORS Black (12), True Navy (T9), Charcoal (19)

12  
BLACKT9  
TRUE  
NAVY19  
CHARCOAL05  
RED

(YEAR 3 OF 3)

## HFX3TA TEAM TRAINING FLEX CAP

BODY /  
OTHER

Lightweight structured flex silhouette

MOQ 6 units (same sizes/color)

SIZES	AD	OSFA	\$
	YT	OSFA	\$

LOGO CCM embroidery

CONTENT 98% Organic cotton, 2% Elastane

COLORS Black (12), True Navy (T9), Charcoal (19), Red (05)

12  
BLACKT9  
TRUE  
NAVY19  
CHARCOAL

(YEAR 3 OF 3)

## HLW3TA TEAM LOW PROFILE ADJUSTABLE

BODY /  
OTHER

Low profile silhouette with adjustable snap closure.

MOQ 6 units (same sizes/color)

SIZES	AD	OSFA	\$
	YT	OSFA	\$

LOGO CCM embroidery

CONTENT 100% Recycled Polyester

COLORS Black (12), True Navy (T9), Charcoal (19)

12  
BLACKT9  
TRUE  
NAVY19  
CHARCOAL05  
RED

(YEAR 3 OF 3)

## HTR2TA TEAM MESHBACK TRUCKER

BODY /  
OTHERStructured cotton front panel, with breathable  
mesh back panel and adjustable snap closure.

MOQ 6 units (same sizes/color)

SIZES	AD	OSFA	\$
	YT	OSFA	\$

LOGO CCM 3D silicone print.

CONTENT 100% Nylon, 160GSM, Circular knit

COLORS Black (12), True Navy (T9), Red (05), Dark Heather Grey (4B)



(YEAR 3 OF 3)  
**HPM3TA**  
**TEAM POM KNIT**  
**WITH FLEECE LINER**

Cuffed knit with knitted stripes, a soft polar fleece lining, CCM embroidered logo and topped with a chunky pom.

BODY / OTHER

MOQ 6 units (same sizes/color)

SIZES	AD	OSFA	\$
	YT	OSFA	\$

LOGO	CCM embroidery		
CONTENT	100% Acrylic Liner: 90% Polyester, 10% Wool		
COLORS	Black (12), Dark Heather Grey (4B),	True Navy (T9),	Red (05) Dark Blue (Y5)



(YEAR 3 OF 3)  
**HPM3TB**  
**TEAM**  
**POM KNIT**

Cuffed knit with shaker rib, embroidered logo and topped with a chunky pom.

BODY / OTHER

MOQ 6 units (same sizes/color)

SIZES	AD	OSFA	\$
	YT	OSFA	\$

LOGO	CCM embroidered logo		
CONTENT	60% Cotton 40% Polyester		
COLORS	Black (12), Dark Heather Grey (4B),	True Navy (T9),	Red (05) Dark Blue (Y5)



(YEAR 3 OF 3)  
**HCB3TA**  
**TEAM**  
**CUFFED BEANIE**

Cuffed beanie with shaker rib, CCM logo on woven label.

BODY / INSIDE

MOQ 6 units (same sizes/color)

SIZES	AD	OSFA	\$
	YT	OSFA	\$

LOGO	CCM woven label		
CONTENT	100% Acrylic		
COLORS	Black (12), Dark Heather Grey (4B),	True Navy (T9),	Red (05) Dark Blue (Y5)

## WOMEN'S TEAM



**NEW**  
 (YEAR 1 OF 3)  
**JRS5TW**  
**WOMEN'S LIGHTWEIGHT**  
**RINK SUIT JACKET**

**Body:** Our rink suit jacket is built with great features and benefits such as a new breathable fabric that offers a 4-way stretch, reduced noise friction and AER-TEC technology. Features include zippered side pockets, elasticated hem and cuffs for comfort. Strategic placement of interior zippers that allow access for embellishment. Designed for women.

BODY / INSIDE

**Inside:** Easy access for embellishment, pocket at the bottom and an ID label for easy identification.

FIT	REGULAR		
	W	XS - XL	\$

LOGO	Strategically positioned embroidered CCM logo provides front left side of the wearer and top back embellishment zones.		
CONTENT	100% Polyester (300 Double knit+Film+500 knit)		
COLORS	Black (12),	True Navy (T9)	





**NEW**  
(YEAR 1 OF 3)  
**PRS5TW**  
**WOMEN'S LIGHTWEIGHT  
RINK SUIT PANT**

BODY /  
INSIDE

**Body:** Our rink suit pant is built with great features and benefits such as a new breathable fabric that offers a 4-way stretch, reduced noise friction and AER-TEC technology. Features an adjustable waistband with drawcord, zippered pockets and bottom side zippers. Designed for women.

**Inside:** CCM clear gel grip elastic at waist and bottom, mesh lining and zipper ID label for easy identification

FIT	REGULAR		
	SIZES	W	XS - XL
			\$

LOGO Strategically positioned embroidered CCM logo

CONTENT 100% Polyester (300 Double knit+Film+500 knit)

COLORS Black (12), True Navy (T9)



**NEW**  
(YEAR 1 OF 3)  
**OSS5TB**  
**WOMEN'S TEAM SHORT  
SLEEVE POLO**

BODY /  
INSIDE

Elevate your team wardrobe with our updated polo. Featuring a CCM embroidered logo, this garment is a classic pique fabric.

FIT	REGULAR		
	SIZES	W	XS - XL
			\$

LOGO CCM embroidered logo

CONTENT 60% Cotton, 40% Polyester

COLORS Black (12), True Navy (T9), White (01)



**NEW  
BOOKING ONLY**  
(YEAR 1 OF 3)  
**VQT5TW**  
**WOMEN'S TEAM  
QUILTED VEST**

BODY /  
INSIDE

On the rink or on the road this versatile vest is a cold weather must have, great for layering, it's light and warm. Features a CCM embroidered logo on the chest and YKK zippers at the pockets and center zip. Designed for women.

FIT	REGULAR		
	SIZES	W	XS - XL
			\$

LOGO CCM embroidered logo

CONTENT 100% Polyester Ripstop, DRW (Durable Water Repellent) Coating

COLORS Black (12), True Navy (T9)



**NEW  
BOOKING ONLY**  
(YEAR 1 OF 3)  
**TSS5RW2**  
**WOMEN'S  
TRAINING TEE**

BODY /  
INSIDE

Introducing our lightweight training t-shirt engineered for optimal performance. Crafted from a blend of high-quality Polyester and elastane, featuring a CCM logo on the chest, this garment offers comfort and flexibility during your workouts.

FIT	REGULAR		
	SIZES	AD	XS - 2XL
			\$

LOGO CCM printed logo

CONTENT 88% Polyester, 12% Elastane

COLORS Black (12), True Navy (T9), Red (05)





12  
BLACK



T9  
TRUE  
NAVY

**NEW**

(YEAR 1 OF 3)


SWV5RW2

### WOMEN'S 2-IN-1 TRAINING SHORT

BODY /  
INSIDE

Our 2-in-1 shorts offer the perfect combination of style and durability. Made from 100% Polyester, the shorts feature a 3D silicone CCM logo, ventilated side panels and an adjustable drawstring.

FIT	REGULAR		
	SIZES	W	XS - 2XL
			\$
LOGO	CCM 3D silicone print.		
CONTENT	100% Polyester ( top layer) 74% Polyester, 26% Elastane (inside)		
COLORS	Black (12), True Navy (T9)		



12  
BLACK



T9  
TRUE  
NAVY

**NEW  
BOOKING ONLY**

(YEAR 1 OF 3)

USB5RW

### WOMEN'S TRAINING SPORTS BRA

BODY /  
OTHER

Our new women's sport bra is crafted from a premium blend of elastane and Polyester. Featuring a CCM underbust waistband for great support and comfort.

FIT	FITTED		
	SIZES	W	XS - 2XL
			\$
LOGO	CCM underbust waistband		
CONTENT	64%Polyester, 36%Elastane		
COLORS	Black (12), True Navy (T9)		



12  
BLACK



T9  
TRUE  
NAVY



4B  
DARK GREY  
HEATHER

(YEAR 3 OF 3)


FH02TC

### PREMIUM WOMEN'S TECH FLEECE HOODIE

BODY /  
OTHER

All new premium tech fleece pullover hoodie combines a breathable soft feel with a modern design built to travel on and off the bus to the rink and gym featuring front pockets and brushed jersey lined hood.

FIT	REGULAR		
	SIZES	W	XS - XL
			\$
LOGO	CCM embroidery on top right shoulder provides team embellishment area		
CONTENT	84% Polyester, 12% Rayon, 4% elastane 300GSM		
COLORS	Black (12), True Navy (T9), Dark Heather Grey (4B)		



12  
BLACK



T9  
TRUE  
NAVY



4B  
DARK GREY  
HEATHER

(YEAR 3 OF 3)


PFP2TB

### PREMIUM WOMEN'S TECH FLEECE JOGGER

BODY /  
INSIDE

All new premium tech fleece jogger combines a breathable soft feel with a modern design built to travel on and off the bus to the rink and gym, featuring zippered side pockets with a silicone dipped waistband drawstring

FIT	REGULAR		
	SIZES	W	XS - XL
			\$
LOGO	CCM embroidery		
CONTENT	84% Polyester, 12% Rayon, 4% elastane 300GSM		
COLORS	Black (12), True Navy (T9), Dark Heather Grey (4B)		

12  
BLACKT9  
TRUE  
NAVY

(YEAR 2 OF 3)

## TSS3TB WOMEN'S CREW NECK TEE

BODY /  
INSIDE

Your favorite go to tee, with soft lightweight fabric to keep you cool, every day, everywhere.

FIT	REGULAR		
	SIZES	W	XS - XL
			\$

LOGO CCM embroidery

CONTENT 50% Polyester/25% Cotton/25% Rayon, 152GSM

COLORS Black (12), True Navy (T9)

12  
BLACK

(YEAR 2 OF 3)

## JWN2TA WOMEN'S WINTER JACKET

BODY /  
INSIDE

**Body:** Women's fit with seam-to-seam post-embellishment zipper. Features zippered pockets, thick rib knit cuffs, reflective tape at back yoke, adjustable hem with bungee and cordlock, adjustable sleeve opening with detachable hood with zipper, CCM embossed gros grain tape on shoulder/sleeves.


**Inside:** microfleece inside collar, zipper for post-embellishment access, inner drop-in pocket with easy closure.

FIT	REGULAR		
	SIZES	W	S - XL
			\$

LOGO Embroidered CCM logo provides full front and back embellishment zones.

CONTENT 100% Polyester twill with grey film membrane, breathable 5000G/M2/24H, 1366SM 200gsm insulation (body/hood), 100gsm insulation (sleeves),

COLORS Black (12)

4B  
DARK GREY  
HEATHERT9  
TRUE  
NAVY12  
BLACK

(YEAR 2 OF 3)

## TSS2RB SHORT SLEEVE PREMIUM TRAINING TEE

BODY /  
INSIDE


Premium technical training tee with breathable mesh inserts and Tactical Dry® technology designed to provide more mobility for your hockey resistance training workouts.

FIT	SLIM		
	SIZES	W	XS - XL
			\$

LOGO CCM 3D silicone print.

CONTENT 88% Recycled Polyester/12% Elastane, 190gsm

COLORS Black (12), True Navy (T9), Dark Heather Grey (4B)

12  
BLACK

(YEAR 2 OF 3)

## SKN2RA WOMEN'S TRAINING SHORT

BODY /  
INSIDE

Featuring an exposed CCM jacquard elastic waistband with adjustable drawcord and open side pockets, the team training short makes training day the best day.

FIT	REGULAR		
	SIZES	AD	XS - XL
			\$

LOGO CCM 3D silicone print.

CONTENT 100% Polyester tricot 150G

COLORS Black (12)



(YEAR 2 OF 3)  
**PSS4TW**  
**WOMENS**  
**POLO**

**BODY /  
INSIDE**

Women's fitted polo. Performance fabric, breathable and moisture wicking. Silver yarn acts as anti-microbial.

FIT	REGULAR		
	SIZES	W	XS - XL
			\$
LOGO	Embroidered CCM logo		
CONTENT	93% poly 5% elastane 2% silver jersey		
COLORS	Black (12), True Navy (T9)		



(YEAR 2 OF 3)  
**TSS4RW**  
**WOMEN'S SHORT SLEEVE**  
**TRAINING TEE**

**BODY /  
INSIDE**

Features circular knit technology with breathability holes integrated to help evaporation, AER-TEC technology and a soft hand feel fabric. Seamless construction for added comfort and flexibility.

FIT	SLIM		
	SIZES	W	XS - XL
			\$
LOGO	CCM 3D silicone PRINT		
CONTENT	100% nylon, 160GSM, circular knit W/ Wicking treatment and quickdry		
COLORS	Black (12), True Navy (T9)		



(YEAR 2 OF 3)  
**TLS4RW**  
**WOMEN'S LONG SLEEVE**  
**TRAINING TEE**

**BODY /  
OTHER**

Features circular knit technology with breathability holes integrated to help evaporation, AER-TEC technology and a soft hand feel fabric. Seamless construction for added comfort and flexibility.

FIT	SLIM		
	SIZES	W	XS - XL
			\$
LOGO	CCM 3D silicone print		
CONTENT	100% Nylon, 160GSM, circular knit W/ Wicking treatment and quickdry		
COLORS	Black (12), True Navy (T9)		

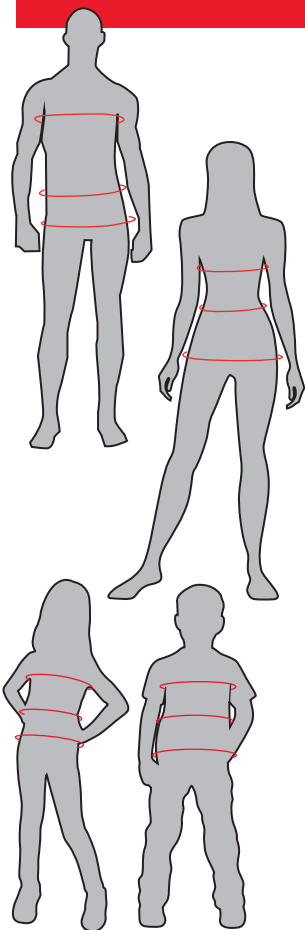


(YEAR 2 OF 3)  
**TTK4RA**  
**WOMEN'S PREMIUM**  
**TRAINING CROP TOP**

**BODY /  
INSIDE**

Features a high neck crop top, curve hugging design, racer back, wide elastic under the bust and a doubled layer front. Perforated lining and back insert to help evaporation. Hidden pocket at front chest lining.

FIT	COMPRESSION		
	SIZES	W	XS - XL
			\$
LOGO	CCM heat transfer label		
CONTENT	78% recycled poly 22% elastane interlock one side with light peach in 250g/m2.		
COLORS	Black (12), True Navy (T9)		



## APPAREL - MEN BODY MEASUREMENTS (measurements shown are in inches)

ALPHA SIZE	XS	S	M	L	XL	2XL	3XL
CHEST CIRCUMFERENCE	33-35	36-38	39-41	42-44	45-48	49-52	53-58
WAIST CIRCUMFERENCE	26-28	29-31	32-34	35-38	39-43	44-48	49-53
HIPS CIRCUMFERENCE	32-34	35-37	38-40	41-44	45-48	48-52	52-56

NUMERIC SIZE	28	30	32	34	36	38	40
WAIST CIRCUMFERENCE	29.5	31.5	33.5	35.5	37.5	39.5	41.5

## APPAREL - WOMEN BODY MEASUREMENTS (measurements shown are in inches)

ALPHA SIZE	XS	S	M	L	XL
CHEST CIRCUMFERENCE	30-32	33-35	36-38	39-41	42-44
WAIST CIRCUMFERENCE	23-25	26-28	29-31	32-34	35-38
HIPS CIRCUMFERENCE	33-35	36-38	39-41	42-44	45-48

## APPAREL - YOUTH BODY MEASUREMENTS (measurements shown are in inches)

AGE GROUP / SIZE	3 - 5 / 2XS / 110	5 - 7 / XS / 120	7 - 9 / S / 130	9 - 11 / M / 140	11 - 13 / L / 150	13 - 15 / XL / 160
CHEST CIRCUMFERENCE	24-25	25-26	26-27	27-29	29-31	31-34
WAIST CIRCUMFERENCE	22-23	23-24	24-25	25-27	27-28.5	28.5-30
HIPS CIRCUMFERENCE	25-26	26-27	27-28.5	28.5-31	31-32.5	32.5-34

## MEASUREMENT FOR ADULT HEADWEAR

INCHES	CM	HAT SIZE		
		FITTED	FLEX	ADJUSTABLE
20 1/8	51.1	6 3/8	YOUTH	ONE SIZE YT (OSFA)
20 1/2	52	6 1/2		
20 7/8	53	6 5/8		
21 1/4	53.9	6 3/4		
21 5/8	54.9	6 7/8		
22	55.9	7	S/M	ONE SIZE AD (OSFA)
22 3/8	56.8	7 1/8		
22 3/4	57.8	7 1/4		
22 7/8	58.7	7 3/8		
23 1/2	59.7	7 1/2	L/XL	
23 7/8	60.6	7 5/8		
24 1/4	61.6	7 3/4	XL/XXL	
24 5/8	62.5	7 7/8		
25	63.5	8 1/4		

Body sizing: Size specifications are based on body sizing measurements. Use this size chart as a guideline when ordering, allow enough room for ease of movement. Sleeve Length: Measure from the center back of the neck, over the point of shoulder and down the outer side of the arm to the wrist bone. Chest: Measure just under the arms. Waist: Loosely measure the narrowest circumference of the waist. Size charts are for reference only. Fit may vary depending on the construction and materials.

## APPAREL FEATURES



Put sweat in it's place Tactical Dry wicks moisture away from your skin, helping you stay drier and comfortable.



Your body is an amazing heat source Tactical Degree traps body heat and sweat escape.



Stay cool and comfortable Tactical Cool uses ventilation, moisture management and fabric construction to help aid the release of heat.

## GAMEWEAR - SR BODY MEASUREMENTS (measurements shown are in inches)

ALPHA SIZE	XX2	XS	S	M	L	XL	2XL	3XL
CHEST CIRCUMFERENCE	31-32	33-35	36-38	39-41	42-44	45-48	49-52	53-58
PLAYER JERSEY SIZE	S	S	S	M	L	XL	2XL	2XL
GOALIE JERSEY SIZE	JR	JR	INT	INT	SR	SR	SR	SR

## GAMEWEAR - YOUTH BODY MEASUREMENTS (measurements shown are in inches)

AGE GROUP / SIZE	3-5 / XXS	5-7 / XS	7-9 / S	9-11 / M	11-13 / L	13-15 / XL
CHEST CIRCUMFERENCE	24-25	25-26	26-27	27-29	29-31	31-34
PLAYER JERSEY SIZE	XS	XS	S/M	S/M	L/XL	L/XL
GOALIE JERSEY SIZE	JR	JR	JR	JR	JR	JR