SOLID CARBIDE

Endmill | Thread Milling | Drills | Anti-vibration Boring Bar

GRAND TOOLS

BUILD IT SMARTER

切削工具样本

Cutting Tools Catalog

SOLID CARBIDE

Endmill | Thread Milling

Drills | Anti-vibration Boring Bar

Solid Carbide Endmill

高端·高品质

YA552M 铝用微小径铣刀（2F）

YA552M Micro Diameter End Mill For Aluminum

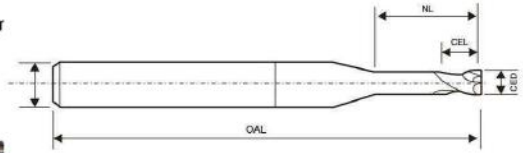

技术参数/ Technology Parameters

MG Carbide

被切削材料應用表（最適用● / ○適用）										
碳素鋼/合金鋼 Carbon Steel/ Alloy Steel	合金鋼/工具 Alloy Steel Tool Steel	合金鋼/工具 Alloy Steel Tool Steel	調質鋼 Hardened Steel	調質鋼 Hardened Steel	鑄鐵 Castiron	不銹鋼 Stainless Steel	銅/鋁 Copper Aluminum	鈦合金 Titanium Alloy	鎳 Nickel	耐熱鋼 Heat Resistant Steel
S45C,S50C,SCM	S45C,SKT,SKD	S45C,SKT,SKD	SKT,SKD	SKT,SKD	FC/FCD	SUS304	-	-	-	-
HRC<20	HRC<20~30	HRC<30~40	HRC<45~55	HRC<55~60	-	-	-	-	-	-
							●			

规格 (Specification)	刃径 (CED)	刃长 (CEL)	柄径 (SD)	总长 (OAL)
D0.1*0.2*D4*50L*2T	φ0.1	0.2	4	50
D0.15*0.3*D4*50L*2T	φ0.15	0.3	4	50
D0.2*0.4*D4*50L*2T	φ0.2	0.4	4	50
D0.21*0.42*D4*50L*2T	φ0.21	0.42	4	50
D0.22*0.44*D4*50L*2T	φ0.22	0.44	4	50
D0.23*0.46*D4*50L*2T	φ0.23	0.46	4	50
D0.24*0.48*D4*50L*2T	φ0.24	0.48	4	50
D0.25*0.5*D4*50L*2T	φ0.25	0.5	4	50
D0.26*0.52*D4*50L*2T	φ0.26	0.52	4	50
D0.27*0.54*D4*50L*2T	φ0.27	0.54	4	50
D0.28*0.56*D4*50L*2T	φ0.28	0.56	4	50
D0.29*0.58*D4*50L*2T	φ0.29	0.58	4	50
D0.3*0.6*D4*50L*2T	φ0.30	0.6	4	50
D0.31*0.62*D4*50L*2T	φ0.31	0.62	4	50
D0.32*0.64*D4*50L*2T	φ0.32	0.64	4	50
D0.33*0.66*D4*50L*2T	φ0.33	0.66	4	50
D0.34*0.68*D4*50L*2T	φ0.34	0.68	4	50
D0.35*0.7*D4*50L*2T	φ0.35	0.7	4	50
D0.36*0.72*D4*50L*2T	φ0.36	0.72	4	50
D0.37*0.74*D4*50L*2T	φ0.37	0.74	4	50
D0.38*0.76*D4*50L*2T	φ0.38	0.76	4	50
D0.39*0.78*D4*50L*2T	φ0.39	0.78	4	50

YA552M 铝用微小径铣刀（2F）

YA552M Micro Diameter End Mill For Aluminum (2F)

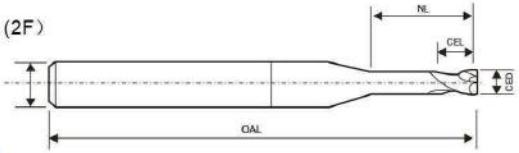

MG Carbide

技术参数/ Technology Parameters

被切削材料應用表（最適用● / ○適用）										
碳素鋼/合金鋼 Carbon Steel/ Alloy Steel	合金鋼/工具 Alloy Steel Tool Steel	合金鋼/工具 Alloy Steel Tool Steel	調質鋼 Hardened Steel	調質鋼 Hardened Steel	鑄鐵 Castiron	不銹鋼 Stainless Steel	銅/鋁 Copper Aluminum	鈦合金 Titanium Alloy	鎳 Nickel	耐熱鋼 Heat Resistant Steel
S45C,S50C,SCM	S45C,SKT,SKD	S45C,SKT,SKD	SKT,SKD	SKT,SKD	FC/FCD	SUS304	-	-	-	-
HRC<20	HRC<20~30	HRC<30~40	HRC<45~55	HRC<55~60	-	-	-	-	-	-
							●			

规格 (Specification)	刃径 (CED)	刃长 (CEL)	柄径 (SD)	总长 (OAL)
D0.4*0.8*D4*50L*2T	φ0.40	0.8	4	50
D0.41*0.82*D4*50L*2T	φ0.41	0.82	4	50
D0.42*0.84*D4*50L*2T	φ0.42	0.84	4	50
D0.43*0.86*D4*50L*2T	φ0.43	0.86	4	50
D0.44*0.88*D4*50L*2T	φ0.44	0.88	4	50
D0.45*0.9*D4*50L*2T	φ0.45	0.9	4	50
D0.46*0.92*D4*50L*2T	φ0.46	0.92	4	50
D0.47*0.94*D4*50L*2T	φ0.47	0.94	4	50
D0.48*0.96*D4*50L*2T	φ0.48	0.96	4	50
D0.49*0.98*D4*50L*2T	φ0.49	0.98	4	50
D0.5*1*D4*50L*2T	φ0.50	1	4	50
D0.51*1.02*D4*50L*2T	φ0.51	1.02	4	50
D0.52*1.04*D4*50L*2T	φ0.52	1.04	4	50
D0.53*1.06*D4*50L*2T	φ0.53	1.06	4	50
D0.54*1.08*D4*50L*2T	φ0.54	1.08	4	50
D0.55*1.1*D4*50L*2T	φ0.55	1.1	4	50
D0.56*1.12*D4*50L*2T	φ0.56	1.12	4	50
D0.57*1.14*D4*50L*2T	φ0.57	1.14	4	50
D0.58*1.16*D4*50L*2T	φ0.58	1.16	4	50
D0.59*1.18*D4*50L*2T	φ0.59	1.18	4	50
D0.6*1.2*D4*50L*2T	φ0.60	1.2	4	50
D0.61*1.22*D4*50L*2T	φ0.61	1.22	4	50
D0.62*1.24*D4*50L*2T	φ0.62	1.24	4	50
D0.63*1.26*D4*50L*2T	φ0.63	1.26	4	50
D0.64*1.28*D4*50L*2T	φ0.64	1.28	4	50
D0.65*1.3*D4*50L*2T	φ0.65	1.3	4	50

YA552M 铝用微小径铣刀（2F）

YA552M Micro Diameter End Mill For Aluminum (2F)

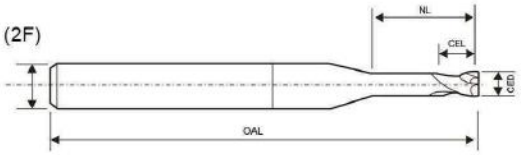

MG Carbide

技术参数/ Technology Parameters

被切削材料應用表（最適用● / ○適用）										
碳素鋼/合金鋼 Carbon Steel/ Alloy Steel	合金鋼/工具 Alloy Steel Tool Steel	合金鋼/工具 Alloy Steel Tool Steel	調質鋼 Hardened Steel	調質鋼 Hardened Steel	鑄鐵 Castiron	不銹鋼 Stainless Steel	銅/鋁 Copper Aluminum	鈦合金 Titanium Alloy	鎳 Nickel	耐熱鋼 Heat Resistant Steel
S45C,S50C,SCM	S45C,SKT,SKD	S45C,SKT,SKD	SKT,SKD	SKT,SKD	FC/FCD	SUS304	-	-	-	-
HRC<20	HRC<20~30	HRC<30~40	HRC<45~55	HRC<55~60	-	-	-	-	-	-
							●			

规格 (Specification)	刃径 (CED)	刃长 (CEL)	柄径 (SD)	总长 (OAL)
D0.66*1.32*D4*50L*2T	φ0.66	1.32	4	50
D0.67*1.34*D4*50L*2T	φ0.67	1.34	4	50
D0.68*1.36*D4*50L*2T	φ0.68	1.36	4	50
D0.69*1.38*D4*50L*2T	φ0.69	1.38	4	50
D0.7*1.4*D4*50L*2T	φ0.70	1.4	4	50
D0.71*1.42*D4*50L*2T	φ0.71	1.42	4	50
D0.72*1.44*D4*50L*2T	φ0.72	1.44	4	50
D0.73*1.46*D4*50L*2T	φ0.73	1.46	4	50
D0.74*1.48*D4*50L*2T	φ0.74	1.48	4	50
D0.75*1.5*D4*50L*2T	φ0.75	1.5	4	50
D0.76*1.52*D4*50L*2T	φ0.76	1.52	4	50
D0.77*1.54*D4*50L*2T	φ0.77	1.54	4	50
D0.78*1.56*D4*50L*2T	φ0.78	1.56	4	50
D0.79*1.58*D4*50L*2T	φ0.79	1.58	4	50
D0.8*1.6*D4*50L*2T	φ0.80	1.6	4	50
D0.81*1.62*D4*50L*2T	φ0.81	1.62	4	50
D0.82*1.64*D4*50L*2T	φ0.82	1.64	4	50
D0.83*1.66*D4*50L*2T	φ0.83	1.66	4	50
D0.84*1.68*D4*50L*2T	φ0.84	1.68	4	50
D0.85*1.7*D4*50L*2T	φ0.85	1.7	4	50
D0.86*1.72*D4*50L*2T	φ0.86	1.72	4	50
D0.87*1.74*D4*50L*2T	φ0.87	1.74	4	50
D0.88*1.76*D4*50L*2T	φ0.88	1.76	4	50
D0.89*1.78*D4*50L*2T	φ0.89	1.78	4	50
D0.9*1.8*D4*50L*2T	φ0.90	1.8	4	50
D0.95*1.9*D4*50L*2T	φ0.95	1.9	4	50

YA552A 铝用标准长铣刀（2F）

YA552A Standard Square Endmill For Aluminum (2

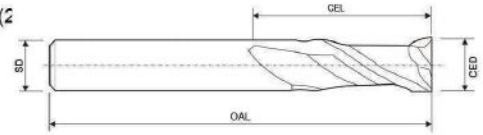

MG Carbide

技术参数/ Technology Parameters

被切削材料應用表（最適用● / ○適用）										
碳素鋼/合金鋼 Carbon Steel/ Alloy Steel	合金鋼/工具 Alloy Steel Tool Steel	合金鋼/工具 Alloy Steel Tool Steel	調質鋼 Hardened Steel	調質鋼 Hardened Steel	鑄鐵 Castiron	不銹鋼 Stainless Steel	銅/鋁 Copper Aluminum	鈦合金 Titanium Alloy	鎳 Nickel	耐熱鋼 Heat Resistant Steel
S45C,S50C,SCM	S45C,SKT,SKD	S45C,SKT,SKD	SKT,SKD	SKT,SKD	FC/FCD	SUS304	-	-	-	-
HRC<20	HRC<20~30	HRC<30~40	HRC<45~55	HRC<55~60	-	-	-	-	-	-
							●			

规格 (Specification)	刃径 (CED)	刃长 (CEL)	柄径 (SD)	总长 (OAL)
D1*2*D4*50L*2T	1	2	4	50
D1*3*D4*50L*2T	1	3	4	50
D1.5*3*D4*50L*2T	1.5	3	4	50
D1.5*4.5*D4*50L*2T	1.5	4.5	4	50
D2*4*D4*50L*2T	2	4	4	50
D2*6*D4*50L*2T	2	6	4	50
D2.5*5*D4*50L*2T	2.5	5	4	50
D2.5*7.5*D4*50L*2T	2.5	7.5	4	50
D3*6*D4*50L*2T	3	6	4	50
D3*9*D4*50L*2T	3	9	4	50
D4*8*D4*50L*2T	4	8	4	50
D4*10*D4*50L*2T	4	10	4	50
D4*12*D4*50L*2T	4	12	4	50
D5*15*D6*50L*2T	5	15	6	50
D6*12*D6*50L*2T	6	12	6	50
D6*18*D6*50L*2T	6	18	6	50
D8*20*D8*60L*2T	8	20	8	60
D10*25*D10*75L*2T	10	25	10	75

YA552D 铝用非标小数点铣刀（2F）

YA552D Decimal Point Size Endmill For Aluminum (2

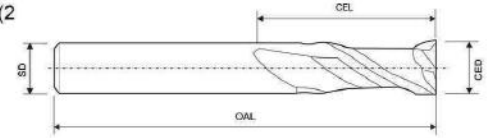

MG Carbide

技术参数/ Technology Parameters

被切削材料應用表（最適用● / ○適用）										
碳素鋼/合金鋼 Carbon Steel/ Alloy Steel	合金鋼/工具 Alloy Steel Tool Steel	合金鋼/工具 Alloy Steel Tool Steel	調質鋼 Hardened Steel	調質鋼 Hardened Steel	鑄鐵 Castiron	不銹鋼 Stainless Steel	銅/鋁 Copper Aluminum	鈦合金 Titanium Alloy	鎳 Nickel	耐熱鋼 Heat Resistant Steel
S45C,S50C,SCM	S45C,SKT,SKD	S45C,SKT,SKD	SKT,SKD	SKT,SKD	FC/FCD	SUS304	-	-	-	-
HRC<20	HRC<20~30	HRC<30~40	HRC<45~55	HRC<55~60	-	-	-	-	-	-
							●			

规格 (Specification)	刃径 (CED)	刃长 (CEL)	柄径 (SD)	总长 (OAL)
D1.1*3.2*D4*50L*2T	1.1	3.3	4	50
D1.2*3.6*D4*50L*2T	1.2	3.6	4	50
D1.3*3.9*D4*50L*2T	1.3	3.9	4	50
D1.4*4.2*D4*50L*2T	1.4	4.2	4	50
D1.6*4.8*D4*50L*2T	1.6	4.8	4	50
D1.7*5.1*D4*50L*2T	1.7	5.1	4	50
D1.8*5.4*D4*50L*2T	1.8	5.4	4	50
R1.9*5.7*D4*50L*2T	1.9	5.7	4	50
D2.1*6.3*D4*50L*2T	2.1	6.3	4	50
D2.2*6.6*D4*50L*2T	2.2	6.6	4	50
D2.3*6.9*D4*50L*2T	2.3	6.9	4	50
D2.4*7.2*D4*50L*2T	2.4	7.2	4	50
D2.6*7.8*D4*50L*2T	2.6	7.8	4	50
D2.7*8.1*D4*50L*2T	2.7	8.1	4	50
D2.8*8.4*D4*50L*2T	2.8	8.4	4	50
D2.9*8.7*D4*50L*2T	2.9	8.7	4	50
D3.1*9.3*D4*50L*2T	3.1	9.3	4	50
D3.2*9.6*D4*50L*2T	3.2	9.6	4	50
D3.3*9.9*D4*50L*2T	3.3	9.9	4	50
D3.4*10.2*D4*50L*2T	3.4	10.2	4	50
D3.5*10.5*D4*50L*2T	3.5	10.5	4	50
D3.6*10.8*D4*50L*2T	3.6	10.8	4	50
D3.7*11.1*D4*50L*2T	3.7	11.1	4	50
D3.8*11.4*D4*50L*2T	3.8	11.4	4	50
D3.9*11.7*D4*50L*2T	3.9	11.7	4	50

YA553F 铝用铣刀双刃带（3F）

YA553F Double Cutting Lip For Aluminum Endmill (3F)

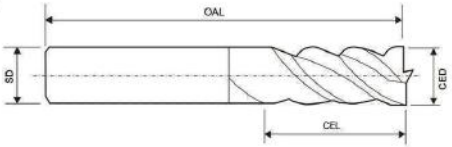

MG Carbide

技术参数/ Technology Parameters

被切削材料應用表（最適用● / ○適用）										
碳素鋼/合金鋼 Carbon Steel/ Alloy Steel	合金鋼/工具 Alloy Steel Tool Steel	合金鋼/工具 Alloy Steel Tool Steel	調質鋼 Hardened Steel	調質鋼 Hardened Steel	鑄鐵 Castiron	不銹鋼 Stainless Steel	銅/鋁 Copper Aluminum	鈦合金 Titanium Alloy	鎳 Nickel	耐熱鋼 Heat Resistant Steel
S45C,S50C,SCM	S45C,SKT,SKD	S45C,SKT,SKD	SKT,SKD	SKT,SKD	FC/FCD	SUS304	-	-	-	-
HRC<20	HRC<20-30	HRC<30-40	HRC<45-55	HRC<55-60	-	-	-	-	-	-
							●			

规格 (Specification)	刃径 (CED)	刃长 (CEL)	柄径 (SD)	总长 (OAL)
D1*3*D4*50L*3T	1	3	4	50
D1.5*4.5*D4*50L*3T	1.5	4.5	4	50
D2*6*D4*50L*3T	2	6	4	50
D2.5*7.5*D4*50L*3T	2.5	7.5	4	50
D3*9*D3*50L*3T	3	9	3	50
D3*9*D4*50L*3T	3	9	4	50
D4*12*D4*50L*3T	4	12	4	50
D5*15*D6*50L*3T	5	15	6	50
D6*18*D6*50L*3T	6	18	6	50
D6*20*D6*50L*3T	6	20	6	50
D7*21*D8*60L*3T	7	21	8	60
D8*24*D8*60L*3T	8	24	8	60
D10*30*D10*75L*3T	10	30	10	75
D12*36*D12*75L*3T	12	36	12	75
D4*14*D4*75L*3T	4	14	4	75
D4*20*D4*100L*3T	4	20	4	100
D5*20*D6*100L*3T	5	20	6	100
D6*30*D6*75L*3T	6	30	6	75
D6*25*D6*100L*3T	6	25	6	100
D6*40*D6*100L*3T	6	40	6	100
D8*35*D8*100L*3T	8	35	8	100
D10*40*D10*100L*3T	10	40	10	100
D12*45*D12*100L*3T	12	45	12	100
D16*45*D16*100L*3T	16	45	16	100
D8*50*D8*150L*3T	8	50	8	150
D10*55*D10*150L*3T	10	55	10	150
D12*60*D12*150L*3T	12	60	12	150
D16*70*D16*150L*3T	16	70	16	150

YA553S 铝用铣刀单刃带（3F）

YA553S Single Cutting Lip For Aluminum Square Shape Endmill (3F)

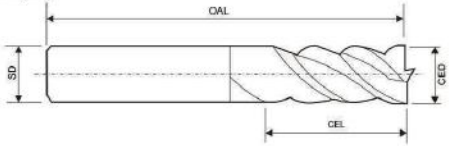

MG Carbide

技术参数/ Technology Parameters

被切削材料應用表（最適用● / ○適用）										
碳素鋼/合金鋼 Carbon Steel/ Alloy Steel	合金鋼/工具 Alloy Steel Tool Steel	合金鋼/工具 Alloy Steel Tool Steel	調質鋼 Hardened Steel	調質鋼 Hardened Steel	鑄鐵 Castiron	不銹鋼 Stainless Steel	銅/鋁 Copper Aluminum	鈦合金 Titanium Alloy	鎳 Nickel	耐熱鋼 Heat Resistant Steel
S45C,S50C,SCM	S45C,SKT,SKD	S45C,SKT,SKD	SKT,SKD	SKT,SKD	FC/FCD	SUS304	-	-	-	-
HRC<20	HRC<20-30	HRC<30-40	HRC<45-55	HRC<55-60	-	-	-	-	-	-
							●			

规格 (Specification)	刃径 (CED)	刃长 (CEL)	柄径 (SD)	总长 (OAL)
D1*3*D4*50L*3T	1	3	4	50
D1.5*4.5*D4*50L*3T	1.5	4.5	4	50
D2*6*D4*50L*3T	2	6	4	50
D2.5*7.5*D4*50L*3T	2.5	7.5	4	50
D3*9*D3*50L*3T	3	9	3	50
D3*9*D4*50L*3T	3	9	4	50
D4*12*D4*50L*3T	4	12	4	50
D5*15*D6*50L*3T	5	15	6	50
D6*18*D6*50L*3T	6	18	6	50
D6*20*D6*50L*3T	6	20	6	50
D7*21*D8*60L*3T	7	21	8	60
D8*24*D8*60L*3T	8	24	8	60
D10*30*D10*75L*3T	10	30	10	75
D12*36*D12*75L*3T	12	36	12	75

YA553HL 高光铝用铣刀（3F）

YA553HL Fine Finish Endmill For Aluminum (3F)

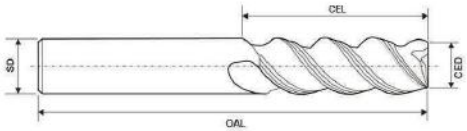

MG Carbide

技术参数/ Technology Parameters

被切削材料應用表（最適用● / ○適用）										
碳素鋼/合金鋼 Carbon Steel/ Alloy Steel	合金鋼/工具 Alloy Steel Tool Steel	合金鋼/工具 Alloy Steel Tool Steel	調質鋼 Hardened Steel	調質鋼 Hardened Steel	鑄鐵 Castiron	不銹鋼 Stainless Steel	銅/鋁 Copper Aluminum	鈦合金 Titanium Alloy	鎳 Nickel	耐熱鋼 Heat Resistant Steel
S45C,S50C,SCM	S45C,SKT,SKD	S45C,SKT,SKD	SKT,SKD	SKT,SKD	FC/FCD	SUS304	-	-	-	-
HRC<20	HRC<20-30	HRC<30-40	HRC<45-55	HRC<55-60	-	-	-	-	-	-
							●			

规格 (Specification)	刃径 (CED)	刃长 (CEL)	柄径 (SD)	总长 (OAL)
D1*3*D4*50L*3T	1	3	4	50
D1.5*5*D4*50L*3T	1.5	5	4	50
D2*6*D4*50L*3T	2	6	4	50
D2.5*8*D4*50L*3T	2.5	8	4	50
D3*9*D4*50L*3T	3	9	4	50
D4*12*D4*50L*3T	4	12	4	50
D5*15*D6*50L*3T	5	15	6	50
D6*18*D6*50L*3T	6	18	6	50
D7*21*D8*60L*3T	7	21	8	60
D8*24*D8*60L*3T	8	24	8	60
D9*27*D10*75L*3T	9	27	10	75
D10*30*D10*75L*3T	10	30	10	75
D11*33*D12*75L*3T	11	33	12	75
D12*36*D12*75L*3T	12	36	12	75
D14*45*D14*100L*3T	14	45	14	100
D16*50*D6*100L*3T	16	50	16	100
D20*50*D20*100L*3T	20	50	20	100

YA553HE 高效铝用铣刀（3F）

YA553HE High Efficiency And Fine Finish EndMill For Aluminum (3F)

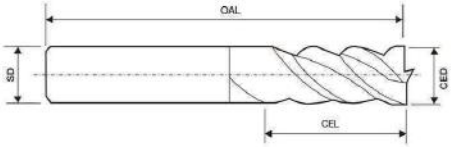

MG Carbide

技术参数/ Technology Parameters

被切削材料應用表（最適用● / ○適用）										
碳素鋼/合金鋼 Carbon Steel/ Alloy Steel	合金鋼/工具 Alloy Steel Tool Steel	合金鋼/工具 Alloy Steel Tool Steel	調質鋼 Hardened Steel	調質鋼 Hardened Steel	鑄鐵 Castiron	不銹鋼 Stainless Steel	銅/鋁 Copper Aluminum	鈦合金 Titanium Alloy	鎳 Nickel	耐熱鋼 Heat Resistant Steel
S45C,S50C,SCM	S45C,SKT,SKD	S45C,SKT,SKD	SKT,SKD	SKT,SKD	FC/FCD	SUS304	-	-	-	-
HRC<20	HRC<20-30	HRC<30-40	HRC<45-55	HRC<55-60	-	-	-	-	-	-
							●			

规格 (Specification)	刃径 (CED)	刃长 (CEL)	柄径 (SD)	总长 (OAL)
D1*3*D4*50L*3T	1	3	4	50
D1.5*5*D4*50L*3T	1.5	5	4	50
D2*6*D4*50L*3T	2	6	4	50
D2.5*8*D4*50L*3T	2.5	8	4	50
D3*12*D6*50L*3T	3	12	6	50
D3*8*D6*50L*3T	3	8	6	50
D4*11*D6*50L*3T	4	11	6	50
D4*16*D6*55L*3T	4	16	6	55
D5*13*D6*50L*3T	5	13	6	50
D5*20*D6*60L*3T	5	20	6	60
D6*16*D6*50L*3T	6	16	6	50
D6*24*D6*65L*3T	6	24	6	65
D8*20*D6*60L*3T	8	20	8	60
D8*32*D8*90L*3T	8	32	8	90
D10*25*D10*72L*3T	10	25	10	72
D10*40*D10*100L*3T	10	40	10	100
D12*30*D12*75L*3T	12	30	12	75
D12*48*D12*110L*3T	12	48	12	110
D14*35*D16*100L*3T	14	35	16	100
D16*40*D16*100L*3T	16	40	16	100
D16*64*D16*140L*3T	16	64	16	140
D18*40*D20*100L*3T	18	40	20	100
D20*40*D20*100L*3T	20	40	20	100
D20*80*D20*160L*3T	20	80	20	160

YA553YC 高效铝用铣刀（3F）

YA553YC High Efficiency Endmills For Aluminum (3F)

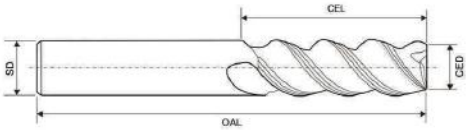

Bright ZrN | MG Carbide

技术参数/ Technology Parameters

被切削材料應用表（最適用● / ○適用）										
碳素鋼/合金鋼 Carbon Steel/ Alloy Steel	合金鋼/工具 Alloy Steel Tool Steel	合金鋼/工具 Alloy Steel Tool Steel	調質鋼 Hardened Steel	調質鋼 Hardened Steel	鑄鐵 Castiron	不銹鋼 Stainless Steel	銅/鋁 Copper Aluminum	鈦合金 Titanium Alloy	鎳 Nickel	耐熱鋼 Heat Resistant Steel
S45C,S50C,SCM	S45C,SKT,SKD	S45C,SKT,SKD	SKT,SKD	SKT,SKD	FC/FCD	SUS304	-	-	-	-
HRC<20	HRC<20~30	HRC<30~40	HRC<45~55	HRC<55~60	-	-	-	-	-	-
							●			

规格 (Specification)	刃径 (CED)	刃长 (CEL)	柄径 (SD)	总长 (OAL)
D3*9*D4*50L*3T	3	9	4	50
D4*12*D4*50L*3T	4	12	4	50
D3*9*D6*50L*3T	3	9	6	50
D4*12*D6*50L*3T	4	12	6	50
D5*15*D6*50L*3T	5	15	6	50
D6*18*D6*50L*3T	6	18	6	50
D8*24*D8*60L*3T	8	24	8	60
D10*30*D10*75L*3T	10	30	10	75
D12*36*D12*75L*3T	12	36	12	75
D16*50*D16*100L*3T	16	50	16	100
D20*60*D20*120L*3T	20	60	20	120

YA-DLC3A 铜铝专用平底铣刀（3F）

YA-DLC3A Coated Square Comer Endmill For Copper And Aluminum (3F)

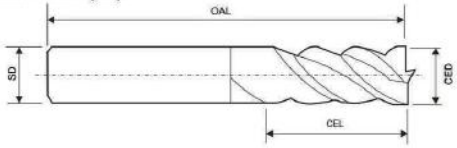

DLC | MG Carbide

技术参数/ Technology Parameters

被切削材料應用表（最適用● / ○適用）										
碳素鋼/合金鋼 Carbon Steel/ Alloy Steel	合金鋼/工具 Alloy Steel Tool Steel	合金鋼/工具 Alloy Steel Tool Steel	調質鋼 Hardened Steel	調質鋼 Hardened Steel	鑄鐵 Castiron	不銹鋼 Stainless Steel	銅/鋁 Copper Aluminum	鈦合金 Titanium Alloy	鎳 Nickel	耐熱鋼 Heat Resistant Steel
S45C,S50C,SCM	S45C,SKT,SKD	S45C,SKT,SKD	SKT,SKD	SKT,SKD	FC/FCD	SUS304	-	-	-	-
HRC<20	HRC<20~30	HRC<30~40	HRC<45~55	HRC<55~60	-	-	-	-	-	-
							●			

规格	刃径 (CED)	刃长 (CEL)	柄径 (SD)	总长 (OAL)
D0.5*1*D4*50L*3T	0.5	1	4	50
D0.8*2*D4*50L*3T	0.8	2	4	50
D1*3*D4*50L*3T	1	3	4	50
D1.5*5*D4*50L*3T	1.5	5	4	50
D2*6*D4*50L*3T	2	6	4	50
D2.5*8*D4*50L*3T	2.5	8	4	50
D3*8*D4*50L*3T	3	8	4	50
D3*9*D4*75L*3T	3	9	4	75
D3*12*D4*100L*3T	3	12	4	100
D4*12*D4*50L*3T	4	12	4	50
D4*12*D4*75L*3T	4	12	4	75
D4*16*D4*100L*3T	4	16	4	100
D5*15*D5*50L*3T	5	15	5	50
D5*15*D6*50L*3T	5	15	6	50
D5*15*D6*75L*3T	5	15	6	75
D5*20*D6*100L*3T	5	20	6	100
D6*18*D6*50L*3T	6	18	6	50
D6*24*D6*75L*3T	6	24	6	75
D6*24*D6*100L*3T	6	24	6	100
D8*24*D8*60L*3T	8	24	8	60
D8*24*D8*75L*3T	8	24	8	75
D8*32*D8*100L*3T	8	32	8	100
D8*32*D8*150L*3T	8	32	8	150
D10*30*D10*75L*3T	10	30	10	75
D10*30*D10*100L*3T	10	30	10	100
D10*40*D10*150L*3T	10	40	10	150
D12*36*D12*75L*3T	12	36	12	75
D12*36*D12*100L*3T	12	36	12	100
D12*48*D12*150L*3T*3T	12	48	12	150
D16*48*D16*100L*3T*3T	16	48	16	100
D16*64*D16*150L*3T	16	64	16	150
D20*50*D20*100L*3T	20	50	20	100
D20*60*D20*150L*3T	20	60	20	150

YA-DCL3HL 高光高效五彩铝用铣刀（3F）

YA-DCL3HL Coated Glossy Square Endmill For Copper And Aluminum (3F)

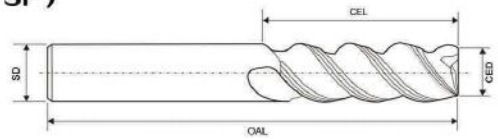

DLC | MG Carbide

技术参数/ Technology Parameters

被切削材料應用表（最適用● / ○適用）										
碳素鋼/合金鋼 Carbon Steel/ Alloy Steel	合金鋼/工具 Alloy Steel Tool Steel	合金鋼/工具 Alloy Steel Tool Steel	調質鋼 Hardened Steel	調質鋼 Hardened Steel	鑄鐵 Castiron	不銹鋼 Stainless Steel	銅/鋁 Copper Aluminum	鈦合金 Titanium Alloy	鎳 Nickel	耐熱鋼 Heat Resistant Steel
S45C,S50C,SCM	S45C,SKT,SKD	S45C,SKT,SKD	SKT,SKD	SKT,SKD	FC/FCD	SUS304	-	-	-	-
HRC<20	HRC<20-30	HRC<30-40	HRC<45-55	HRC<55-60	-	-	-	-	-	-
							●			

规格 (Specification)	刃径 (CED)	刃长 (CEL)	柄径 (SD)	总长 (OAL)
D1*3*D4*50L*3T	1	3	4	50
D1.5*4.5*D4*50L*3T	1.5	4.5	4	50
D2*6*D4*50L*3T	2	6	4	50
D2.5*7.5*D4*50L*3T	2.5	7.5	4	50
D3*9*D3*50L*3T	3	9	3	50
D3*9*D4*50L*3T	3	9	4	50
D4*12*D4*50L*3T	4	12	4	50
D4*14*D4*75L*3T	4	14	4	75
D4*20*D4*100L*3T	4	20	4	100
D5*15*D6*50L*3T	5	15	6	50
D5*20*D6*100L*3T	5	20	6	100
D6*18*D6*50L*3T	6	18	6	50
D6*20*D6*50L*3T	6	20	6	50
D6*25*D6*100L*3T	6	25	6	100
D6*30*D6*75L*3T	6	30	6	75
D6*40*D6*100L*3T	6	40	6	100
D7*21*D8*60L*3T	7	21	8	60
D8*24*D8*60L*3T	8	24	8	60
D8*35*D8*100L*3T	8	35	8	100
D8*50*D8*150L*3T	8	50	8	150
D10*30*D10*75L*3T	10	30	10	75
D10*40*D10*100L*3T	10	40	10	100
D10*55*D10*150L*3T	10	55	10	150
D12*36*D12*75L*3T	12	36	12	75
D12*45*D12*100L*3T	12	45	12	100
D12*60*D12*150L*3T	12	60	12	150

YP552M 钨钢微小径立铣刀（2F）

YP552M Micro Diameter End Mill (2F)

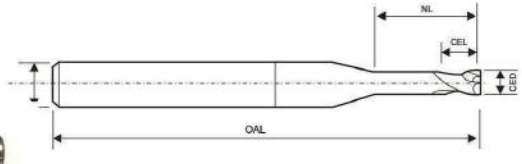

AiTiN | MG Carbide

技术参数/ Technology Parameters

被切削材料應用表（最適用● / ○適用）										
碳素鋼/合金鋼 Carbon Steel/ Alloy Steel	合金鋼/工具 Alloy Steel Tool Steel	合金鋼/工具 Alloy Steel Tool Steel	調質鋼 Hardened Steel	調質鋼 Hardened Steel	鑄鐵 Castiron	不銹鋼 Stainless Steel	銅/鋁 Copper Aluminum	鈦合金 Titanium Alloy	鎳 Nickel	耐熱鋼 Heat Resistant Steel
S45C,S50C,SCM	S45C,SKT,SKD	S45C,SKT,SKD	SKT,SKD	SKT,SKD	FC/FCD	SUS304	-	-	-	-
HRC<20	HRC<20-30	HRC<30-40	HRC<45-55	HRC<55-60	-	-	-	-	-	-
●	●	●	●		○					

规格 (Specification)	刃径 (CED)	刃长 (CEL)	柄径 (SD)	总长 (OAL)
D0.1*0.2*D4*50L*2T	φ0.1	0.2	4	50
D0.15*0.3*D4*50L*2T	φ0.15	0.3	4	50
D0.2*0.4*D4*50L*2T	φ0.2	0.4	4	50
D0.21*0.42*D4*50L*2T	φ0.21	0.42	4	50
D0.22*0.44*D4*50L*2T	φ0.22	0.44	4	50
D0.23*0.46*D4*50L*2T	φ0.23	0.46	4	50
D0.24*0.48*D4*50L*2T	φ0.24	0.48	4	50
D0.25*0.5*D4*50L*2T	φ0.25	0.5	4	50
D0.26*0.52*D4*50L*2T	φ0.26	0.52	4	50
D0.27*0.54*D4*50L*2T	φ0.27	0.54	4	50
D0.28*0.56*D4*50L*2T	φ0.28	0.56	4	50
D0.29*0.58*D4*50L*2T	φ0.29	0.58	4	50
D0.3*0.6*D4*50L*2T	φ0.30	0.6	4	50
D0.31*0.62*D4*50L*2T	φ0.31	0.62	4	50
D0.32*0.64*D4*50L*2T	φ0.32	0.64	4	50
D0.33*0.66*D4*50L*2T	φ0.33	0.66	4	50
D0.34*0.68*D4*50L*2T	φ0.34	0.68	4	50
D0.35*0.7*D4*50L*2T	φ0.35	0.7	4	50
D0.36*0.72*D4*50L*2T	φ0.36	0.72	4	50
D0.37*0.74*D4*50L*2T	φ0.37	0.74	4	50
D0.38*0.76*D4*50L*2T	φ0.38	0.76	4	50
D0.39*0.78*D4*50L*2T	φ0.39	0.78	4	50

YP552M 钨钢微小径铣刀（2F）

YP552M Micro Diameter End Mill (2F)

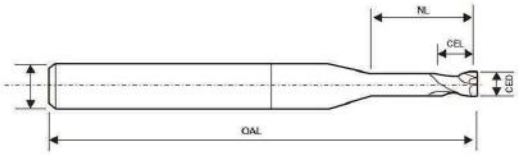

AiTiN | MG Carbide

技术参数/ Technology Parameters

被切削材料應用表（最適用● / ○適用）										
碳素鋼/合金鋼 Carbon Steel/ Alloy Steel	合金鋼/工具 Alloy Steel Tool Steel	合金鋼/工具 Alloy Steel Tool Steel	調質鋼 Hardened Steel	調質鋼 Hardened Steel	鑄鐵 Castiron	不銹鋼 Stainless Steel	銅/鋁 Copper Aluminum	鈦合金 Titanium Alloy	鎳 Nickel	耐熱鋼 Heat Resistant Steel
S45C,S50C,SCM	S45C,SKT,SKD	S45C,SKT,SKD	SKT,SKD	SKT,SKD	FC/FCD	SUS304	-	-	-	-
HRC≤20	HRC≤20~30	HRC≤30~40	HRC≤45~55	HRC≤55~60	-	-	-	-	-	-
●	●	●	●		○					

规格 (Specification)	刃径 (CED)	刃长 (CEL)	柄径 (SD)	总长 (OAL)
D0.4*0.8*D4*50L*2T	φ0.40	0.8	4	50
D0.41*0.82*D4*50L*2T	φ0.41	0.82	4	50
D0.42*0.84*D4*50L*2T	φ0.42	0.84	4	50
D0.43*0.86*D4*50L*2T	φ0.43	0.86	4	50
D0.44*0.88*D4*50L*2T	φ0.44	0.88	4	50
D0.45*0.9*D4*50L*2T	φ0.45	0.9	4	50
D0.46*0.92*D4*50L*2T	φ0.46	0.92	4	50
D0.47*0.94*D4*50L*2T	φ0.47	0.94	4	50
D0.48*0.96*D4*50L*2T	φ0.48	0.96	4	50
D0.49*0.98*D4*50L*2T	φ0.49	0.98	4	50
D0.5*1*D4*50L*2T	φ0.50	1	4	50
D0.51*1.02*D4*50L*2T	φ0.51	1.02	4	50
D0.52*1.04*D4*50L*2T	φ0.52	1.04	4	50
D0.53*1.06*D4*50L*2T	φ0.53	1.06	4	50
D0.54*1.08*D4*50L*2T	φ0.54	1.08	4	50
D0.55*1.1*D4*50L*2T	φ0.55	1.1	4	50
D0.56*1.12*D4*50L*2T	φ0.56	1.12	4	50
D0.57*1.14*D4*50L*2T	φ0.57	1.14	4	50
D0.58*1.16*D4*50L*2T	φ0.58	1.16	4	50
D0.59*1.18*D4*50L*2T	φ0.59	1.18	4	50
D0.6*1.2*D4*50L*2T	φ0.60	1.2	4	50
D0.61*1.22*D4*50L*2T	φ0.61	1.22	4	50
D0.62*1.24*D4*50L*2T	φ0.62	1.24	4	50
D0.63*1.26*D4*50L*2T	φ0.63	1.26	4	50
D0.64*1.28*D4*50L*2T	φ0.64	1.28	4	50
D0.65*1.3*D4*50L*2T	φ0.65	1.3	4	50

YP552M 钨钢微小径铣刀（2F）

YP552M Micro Diameter End Mill (2F)

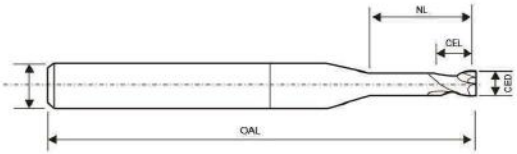

AiTiN | MG Carbide

技术参数/ Technology Parameters

被切削材料應用表（最適用● / ○適用）										
碳素鋼/合金鋼 Carbon Steel/ Alloy Steel	合金鋼/工具 Alloy Steel Tool Steel	合金鋼/工具 Alloy Steel Tool Steel	調質鋼 Hardened Steel	調質鋼 Hardened Steel	鑄鐵 Castiron	不銹鋼 Stainless Steel	銅/鋁 Copper Aluminum	鈦合金 Titanium Alloy	鎳 Nickel	耐熱鋼 Heat Resistant Steel
S45C,S50C,SCM	S45C,SKT,SKD	S45C,SKT,SKD	SKT,SKD	SKT,SKD	FC/FCD	SUS304	-	-	-	-
HRC≤20	HRC≤20~30	HRC≤30~40	HRC≤45~55	HRC≤55~60	-	-	-	-	-	-
●	●	●	●		○					

规格 (Specification)	刃径 (CED)	刃长 (CEL)	柄径 (SD)	总长 (OAL)
D0.66*1.32*D4*50L*2T	φ0.66	1.32	4	50
D0.67*1.34*D4*50L*2T	φ0.67	1.34	4	50
D0.68*1.36*D4*50L*2T	φ0.68	1.36	4	50
D0.69*1.38*D4*50L*2T	φ0.69	1.38	4	50
D0.7*1.4*D4*50L*2T	φ0.70	1.4	4	50
D0.71*1.42*D4*50L*2T	φ0.71	1.42	4	50
D0.72*1.44*D4*50L*2T	φ0.72	1.44	4	50
D0.73*1.46*D4*50L*2T	φ0.73	1.46	4	50
D0.74*1.48*D4*50L*2T	φ0.74	1.48	4	50
D0.75*1.5*D4*50L*2T	φ0.75	1.5	4	50
D0.76*1.52*D4*50L*2T	φ0.76	1.52	4	50
D0.77*1.54*D4*50L*2T	φ0.77	1.54	4	50
D0.78*1.56*D4*50L*2T	φ0.78	1.56	4	50
D0.79*1.58*D4*50L*2T	φ0.79	1.58	4	50
D0.8*1.6*D4*50L*2T	φ0.80	1.6	4	50
D0.81*1.62*D4*50L*2T	φ0.81	1.62	4	50
D0.82*1.64*D4*50L*2T	φ0.82	1.64	4	50
D0.83*1.66*D4*50L*2T	φ0.83	1.66	4	50
D0.84*1.68*D4*50L*2T	φ0.84	1.68	4	50
D0.85*1.7*D4*50L*2T	φ0.85	1.7	4	50
D0.86*1.72*D4*50L*2T	φ0.86	1.72	4	50
D0.87*1.74*D4*50L*2T	φ0.87	1.74	4	50
D0.88*1.76*D4*50L*2T	φ0.88	1.76	4	50
D0.89*1.78*D4*50L*2T	φ0.89	1.78	4	50
D0.9*1.8*D4*50L*2T	φ0.90	1.8	4	50
D0.95*1.9*D4*50L*2T	φ0.95	1.9	4	50

YP552D 钨钢标准铣刀（2F）

YP552D Standard Size Square Shape Endmill (2F)

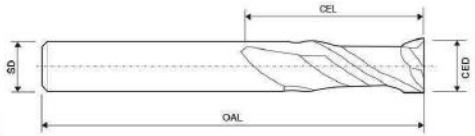

技术参数/ Technology Parameters

AiTiN | MG Carbide

被切削材料應用表（最適用● / ○適用）										
碳素鋼/合金鋼 Carbon Steel/ Alloy Steel	合金鋼/工具 Alloy Steel Tool Steel	合金鋼/工具 Alloy Steel Tool Steel	調質鋼 Hardened Steel	調質鋼 Hardened Steel	鑄鐵 Castiron	不銹鋼 Stainless Steel	銅/鋁 Copper Aluminum	鈦合金 Titanium Alloy	鎳 Nickel	耐熱鋼 Heat Resistant Steel
S45C,S50C,SCM	S45C,SKT,SKD	S45C,SKT,SKD	SKT,SKD	SKT,SKD	FC/FCD	SUS304	-	-	-	-
HRC<20	HRC<20-30	HRC<30-40	HRC<45-55	HRC<55-60	-	-	-	-	-	-
●	●	●	●		○					

规格 (Specification)	刃径 (CED)	刃长 (CEL)	柄径 (SD)	总长 (OAL)
D1*2*D4*50L*2T	1	2	4	50
D1*3*D4*50L*2T	1	3	4	50
D1.5*3*D4*50L*2T	1.5	3	4	50
D1.5*4.5*D4*50L*2T	1.5	4.5	4	50
D2*4*D4*50L*2T	2	4	4	50
D2*6*D4*50L*2T	2	6	4	50
D2.5*5*D4*50L*2T	2.5	5	4	50
D2.5*7.5*D4*50L*2T	2.5	7.5	4	50
D3*6*D4*50L*2T	3	6	4	50
D3*9*D4*50L*2T	3	9	4	50
D4*8*D4*50L*2T	4	8	4	50
D4*10*D4*50L*2T	4	10	4	50
D4*12*D4*50L*2T	4	12	4	50
D5*15*D6*50L*2T	5	15	6	50
D6*12*D6*50L*2T	6	12	6	50
D6*18*D6*50L*2T	6	18	6	50
D8*20*D8*60L*2T	8	20	8	60
D10*25*D10*75L*2T	10	25	10	75

YP552D 钨钢非标小数点铣刀（2F）

YP552D Decimal Point Size End Mill (2F)

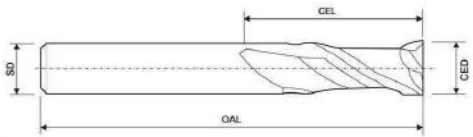

技术参数/ Technology Parameters

AiTiN | MG Carbide

被切削材料應用表（最適用● / ○適用）										
碳素鋼/合金鋼 Carbon Steel/ Alloy Steel	合金鋼/工具 Alloy Steel Tool Steel	合金鋼/工具 Alloy Steel Tool Steel	調質鋼 Hardened Steel	調質鋼 Hardened Steel	鑄鐵 Castiron	不銹鋼 Stainless Steel	銅/鋁 Copper Aluminum	鈦合金 Titanium Alloy	鎳 Nickel	耐熱鋼 Heat Resistant Steel
S45C,S50C,SCM	S45C,SKT,SKD	S45C,SKT,SKD	SKT,SKD	SKT,SKD	FC/FCD	SUS304	-	-	-	-
HRC<20	HRC<20-30	HRC<30-40	HRC<45-55	HRC<55-60	-	-	-	-	-	-
●	●	●	●		○					

规格 (Specification)	刃径 (CED)	刃长 (CEL)	柄径 (SD)	总长 (OAL)
D1.1*3.3*D4*50L*2T	1.1	3.3	4	50
D1.2*3.6*D4*50L*2T	1.2	3.6	4	50
D1.3*3.9*D4*50L*2T	1.3	3.9	4	50
D1.4*4.2*D4*50L*2T	1.4	4.2	4	50
D1.6*4.8*D4*50L*2T	1.6	4.8	4	50
D1.7*5.1*D4*50L*2T	1.7	5.1	4	50
D1.8*5.4*D4*50L*2T	1.8	5.4	4	50
D1.9*5.7*D4*50L*2T	1.9	5.7	4	50
D2.1*6.3*D4*50L*2T	2.1	6.3	4	50
D2.2*6.6*D4*50L*2T	2.2	6.6	4	50
D2.3*6.9*D4*50L*2T	2.3	6.9	4	50
D2.4*7.2*D4*50L*2T	2.4	7.2	4	50
D2.6*7.8*D4*50L*2T	2.6	7.8	4	50
D2.7*8.1*D4*50L*2T	2.7	8.1	4	50
D2.8*8.4*D4*50L*2T	2.8	8.4	4	50
D2.9*8.7*D4*50L*2T	2.9	8.7	4	50
D3.1*9.3*D4*50L*2T	3.1	9.3	4	50
D3.2*9.6*D4*50L*2T	3.2	9.6	4	50
D3.3*9.9*D4*50L*2T	3.3	9.9	4	50
D3.4*10.2*D4*50L*2T	3.4	10.2	4	50
D3.5*10.5*D4*50L*2T	3.5	10.5	4	50
D3.6*10.8*D4*50L*2T	3.6	10.8	4	50
D3.7*11.1*D4*50L*2T	3.7	11.1	4	50
D3.8*11.4*D4*50L*2T	3.8	11.4	4	50
D3.9*11.7*D4*50L*2T	3.9	11.7	4	50

YP554A 钨钢标准铣刀（4F）

YP554A Standard Size Square Shape Endmill (4F)

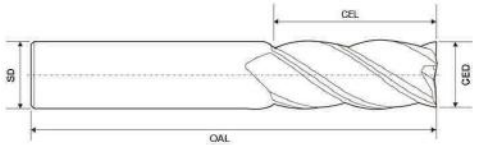

AlTiN | MG Carbide

技术参数/ Technology Parameters

被切削材料應用表（最適用● / ○適用）										
碳素鋼/合金鋼 Carbon Steel/ Alloy Steel	合金鋼/工具 Alloy Steel Tool Steel	合金鋼/工具 Alloy Steel Tool Steel	調質鋼 Hardened Steel	調質鋼 Hardened Steel	鑄鐵 Castiron	不銹鋼 Stainless Steel	銅/鋁 Copper Aluminum	鈦合金 Titanium Alloy	鎳 Nickel	耐熱鋼 Heat Resistant Steel
S45C,S50C,SCM	S45C,SKT,SKD	S45C,SKT,SKD	SKT,SKD	SKT,SKD	FC/FCD	SUS304	-	-	-	-
HRC≤20	HRC≤20~30	HRC≤30~40	HRC≤45~55	HRC≤55~60	-	-	-	-	-	-
●	●	●	●		●	○				

规格 (Specification)	刃径 (CED)	刃长 (CEL)	柄径 (SD)	总长 (OAL)
D1*3*D4*50L*4T	1	3	4	50
D1*3*D4*75L*4T	1	3	4	75
D1.5*4*D4*50L*4T	1.5	4	4	50
D1.5*4.5*D4*75L*4T	1.5	4.5	4	75
D2*5*D4*50L*4T	2	5	4	50
D2*6*D4*75L*4T	2	6	4	75
D2.5*6.5*D4*50L*4T	2.5	6.5	4	50
D2.5*7.5*D4*75L*4T	2.5	7.5	4	75
D3*9*D3*50L*4T	3	9	3	50
D3*9*D4*50L*4T	3	9	4	50
D3*9*D4*75L*4T	3	9	4	75
D4*12*D4*50L*4T	4	12	4	50
D4*20*D4*100L*4T	4	20	4	100
D4*20*D4*75L*4T	4	20	4	75
D5*12.5*D5*50L*4T	5	12.5	5	50
D5*12.5*D6*50L*4T	5	12.5	6	50
D5*30*D6*100L*4T	5	30	6	100
D6*15*D6*50L*4T	6	15	6	50
D6*20*D6*75L*4T	6	20	6	75
D6*30*D6*100L*4T	6	30	6	100
D8*20*D8*60L*4T	8	20	8	60
D8*20*D8*75L*4T	8	20	8	75
D8*32*D8*150L*4T	8	32	8	150
D8*40*D8*100L*4T	8	40	8	100
D10*25*D10*75L*4T	10	25	10	75
D10*40*D10*100L*4T	10	40	10	100
D10*45*D10*150L*4T	10	45	10	150
D12*30*D12*75L*4T	12	30	12	75
D12*45*D12*100L*4T	12	45	12	100
D12*60*D12*150L*4T	12	60	12	150
D16*50L*D16*100L*4T	16	50	16	100
D16*70*D16*150L*4T	16	70	16	150

814F 高效钨钢铣刀（4F）

814F High Efficiency Tungsten Steel Endmill (4F)

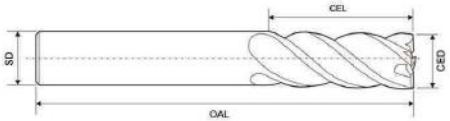

AlTiN | MG Carbide

技术参数/ Technology Parameters

被切削材料應用表（最適用● / ○適用）										
碳素鋼/合金鋼 Carbon Steel/ Alloy Steel	合金鋼/工具 Alloy Steel Tool Steel	合金鋼/工具 Alloy Steel Tool Steel	調質鋼 Hardened Steel	調質鋼 Hardened Steel	鑄鐵 Castiron	不銹鋼 Stainless Steel	銅/鋁 Copper Aluminum	鈦合金 Titanium Alloy	鎳 Nickel	耐熱鋼 Heat Resistant Steel
S45C,S50C,SCM	S45C,SKT,SKD	S45C,SKT,SKD	SKT,SKD	SKT,SKD	FC/FCD	SUS304	-	-	-	-
HRC≤20	HRC≤20~30	HRC≤30~40	HRC≤45~55	HRC≤55~60	-	-	-	-	-	-
●	●	●	●		●	●		○	○	○

规格 (Specification)	刃径 (CED)	刃长 (CEL)	柄径 (SD)	总长 (OAL)
D1*3*D4*50L*4T	1	3	4	50
D1.5*5*D4*50L*4T	1.5	5	4	50
D2*6*D4*50L*4T	2	6	4	50
D2.5*8*D4*50L*4T	2.5	8	4	50
D3*8*D4*50L*4T	3	8	4	50
D4*11*D4*50L*4T	4	11	4	50
D3*8*D6*50L*4T	3	8	6	50
D4*11*D6*50L*4T	4	11	6	50
D5*13*D6*50L*4T	5	13	6	50
D6*16*D6*50L*4T	6	16	6	50
D8*20*D8*60L*4T	8	20	8	60
D10*25*D10*75L*4T	10	25	10	75
D12*30*D12*75L*4T	12	30	12	75
D14*32*D14*90L*4T	14	32	14	90
D16*40*D16*100L*4T	16	40	16	100
D18*40*D18*100L*4T	18	40	18	100
D20*40*D20*100L*4T	20	40	20	100

824F 高性能钨钢铣刀（4F）

824F High Performance Tungsten Steel Endmill (4F)

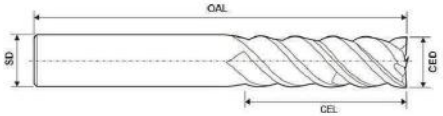

AlTiN | MG Carbide

技术参数/ Technology Parameters

被切削材料應用表（最適用● / ○適用）										
碳素鋼/合金鋼 Carbon Steel/ Alloy Steel	合金鋼/工具 Alloy Steel Tool Steel	合金鋼/工具 Alloy Steel Tool Steel	調質鋼 Hardened Steel	調質鋼 Hardened Steel	鑄鐵 Castiron	不銹鋼 Stainless Steel	銅/鋁 Copper Aluminum	鈦合金 Titanium Alloy	鎳 Nickel	耐熱鋼 Heat Resistant Steel
S45C,S50C,SCM	S45C,SKT,SKD	S45C,SKT,SKD	SKT,SKD	SKT,SKD	FC/FCD	SUS304	-	-	-	-
HRC≤20	HRC≤20~30	HRC≤30~40	HRC≤45~55	HRC≤55~60	-	-	-	-	-	-
●	●	●	●		●	●		○	○	○

规格	刃径 (CED)	刃长 (CEL)	柄径 (SD)	总长 (OAL)
D3*9*D6*50L*4T	3	9	6	50
D4*12*D6*50L*4T	4	12	6	50
D5*15*D6*50L*4T	5	15	6	50
D6*18*D6*50L*4T	6	18	6	50
D8*24*D8*60L*4T	8	24	8	60
D10*30*D10*75L*4T	10	30	10	75
D12*36*D12*75L*4T	12	36	12	75
D16*50*D16*100L*4T	16	48	16	100
D20*60*D20*100L*4T	20	60	20	120

834F 高效钨钢铣刀C角（4F）

834F High Efficiency Tungsten Steel Endmill Chamfer (4F)

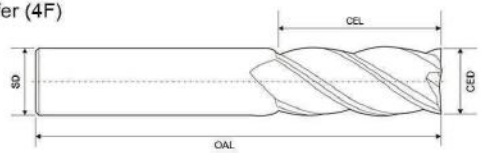

AlTiN | MG Carbide

技术参数/ Technology Parameters

被切削材料應用表（最適用● / ○適用）										
碳素鋼/合金鋼 Carbon Steel/ Alloy Steel	合金鋼/工具 Alloy Steel Tool Steel	合金鋼/工具 Alloy Steel Tool Steel	調質鋼 Hardened Steel	調質鋼 Hardened Steel	鑄鐵 Castiron	不銹鋼 Stainless Steel	銅/鋁 Copper Aluminum	鈦合金 Titanium Alloy	鎳 Nickel	耐熱鋼 Heat Resistant Steel
S45C,S50C,SCM	S45C,SKT,SKD	S45C,SKT,SKD	SKT,SKD	SKT,SKD	FC/FCD	SUS304	-	-	-	-
HRC≤20	HRC≤20~30	HRC≤30~40	HRC≤45~55	HRC≤55~60	-	-	-	-	-	-
●	●	●	●		●	○				

规格 (Specification)	刃径 (CED)	刃长 (CEL)	柄径 (SD)	总长 (OAL)
D4c0.1*11*D4*50L*4T	4	11	4	50
D5c0.2*14*D6*50L*4T	5	14	6	50
D6c0.2*15*D6*50L*4T	6	15	6	50
D8c0.3*20*D8*60L*4T	8	20	8	60
D10c0.4*23*D10*75L*4T	10	23	10	75
D12c0.5*28*D12*75L*4T	12	28	12	75

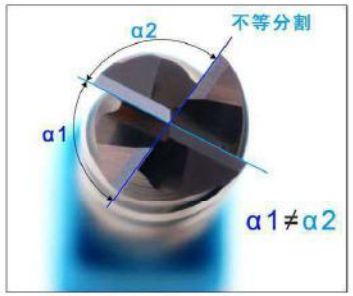



平底铣刀 Square | 长颈平底铣刀 | 球头铣刀 Ball | 长颈球头铣刀 Long Neck Ball | 圆鼻铣刀 Radius | 长颈圆鼻铣刀 Long Neck Radius | 螺纹铣刀 Thread Milling | 钻头 Drilling | 螺纹刀头 Thread Cutter Head | 抗震刀杆 Anti-vibration Holder | 刀粒 Carbide Inserts

YP554LA 加长刃铣刀不带避空（4F）

YP554LA Long Flutes Endmill (4F)

AiTiN MG Carbide

技术参数/ Technology Parameters

被切削材料應用表（最適用● / ○適用）										
碳素鋼/合金鋼 Carbon Steel/ Alloy Steel	合金鋼/工具 Alloy Steel Tool Steel	合金鋼/工具 Alloy Steel Tool Steel	調質鋼 Hardened Steel	調質鋼 Hardened Steel	鑄鐵 Castiron	不銹鋼 Stainless Steel	銅/鋁 Copper Aluminum	鈦合金 Titanium Alloy	鎳 Nickel	耐熱鋼 Heat Resistant Steel
S45C,S50C,SCM	S45C,SKT,SKD	S45C,SKT,SKD	SKT,SKD	SKT,SKD	FC/FCD	SUS304	-	-	-	-
HRC<20	HRC<20-30	HRC<30-40	HRC<45-55	HRC<55-60	-	-	-	-	-	-
●	●	●	●		●	○				

规格 (Specification)	刃径 (CED)	刃长 (CEL)	柄径 (SD)	总长 (OAL)
D1*4*D4*50L*4T	1	4	4	50
D1*5*D4*50L*4T		5	4	50
D1*6*D4*50L*4T		6	4	50
D1*8*D4*50L*4T		8	4	50
D1.2*6*D4*50L*4T	1.2	6	4	50
D1.2*8*D4*50L*4T		8	4	50
D1.3*6*D4*50L*4T	1.3	6	4	50
D1.3*8*D4*50L*4T		8	4	50
D1.4*6*D4*50L*4T	1.4	6	4	50
D1.4*8*D4*50L*4T		8	4	50
D1.4*10*D4*50L*4T		10	4	50
D1.5*6*D4*50L*4T	1.5	6	4	50
D1.5*8*D4*50L*4T		8	4	50
D1.5*10*D4*50L*4T		10	4	50
D1.6*6*D4*550L*4T	1.6	6	4	50
D1.6*8*D4*50L*4T		8	4	50
D1.6*10*D4*50L*4T		10	4	50
D1.8*6*D4*50L*4T	1.8	6	4	50
D1.8*8*D4*50L*4T		8	4	50
D1.8*10*D4*50L*4T		10	4	50
D2*8*D4*50L*4T	2	8	4	50
D2*10*D4*50L*4T		10	4	50
D2*12*D4*50L*4T		12	4	50
D2.5*10*D4*50L*4T	2.5	10	4	50
D2.5*12*D4*50L*4T		12	4	50
D2.5*15*D4*50L*4T		15	4	50
D3*12*D4*50L*4T	3	12	4	50
D3*14*D4*50L*4T		14	4	50
D3*16*D4*50L*4T		16	4	50
D4*20*D4*50L*4T	4	20	4	50

YP554D 钨钢非标小数点铣刀（4F）

YP554D Decimal Point Size Endmill (4F)

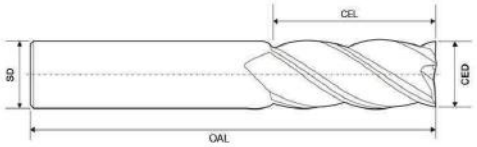

AiTiN MG Carbide

技术参数/ Technology Parameters

被切削材料應用表（最適用● / ○適用）										
碳素鋼/合金鋼 Carbon Steel/ Alloy Steel	合金鋼/工具 Alloy Steel Tool Steel	合金鋼/工具 Alloy Steel Tool Steel	調質鋼 Hardened Steel	調質鋼 Hardened Steel	鑄鐵 Castiron	不銹鋼 Stainless Steel	銅/鋁 Copper Aluminum	鈦合金 Titanium Alloy	鎳 Nickel	耐熱鋼 Heat Resistant Steel
S45C,S50C,SCM	S45C,SKT,SKD	S45C,SKT,SKD	SKT,SKD	SKT,SKD	FC/FCD	SUS304	-	-	-	-
HRC<20	HRC<20-30	HRC<30-40	HRC<45-55	HRC<55-60	-	-	-	-	-	-
●	●	●	●		●	○				

规格 (Specification)	刃径 (CED)	刃长 (CEL)	柄径 (SD)	总长 (OAL)
D1.05*3.15*D4*50L*4T	1.05	3.15	4	50
D1.1*3.3*D4*50L*4T	1.1	3.3	4	50
D1.15*3.45*D4*50L*4T	1.15	3.45	4	50
D1.2*3.6*D4*50L*4T	1.2	3.6	4	50
D1.25*3.75*D4*50L*4T	1.25	3.75	4	50
D1.3*3.9*D4*50L*4T	1.3	3.9	4	50
D1.35*4.05*D4*50L*4T	1.35	4.05	4	50
D1.4*4.2*D4*50L*4T	1.4	4.2	4	50
D1.45*4.35*D4*50L*4T	1.45	4.35	4	50
D1.55*4.65*D4*50L*4T	1.55	4.65	4	50
D1.6*4.8*D4*50L*4T	1.6	4.8	4	50
D1.65*4.95*D4*50L*4T	1.65	4.95	4	50
D1.7*5.1*D4*50L*4T	1.7	5.1	4	50
D1.75*5.25*D4*50L*4T	1.75	5.25	4	50
D1.8*5.4*D4*50L*4T	1.8	5.4	4	50
D1.85*5.55*D4*50L*4T	1.85	5.55	4	50
D1.9*5.7*D4*50L*4T	1.9	5.7	4	50
D.95*5.85*D4*50L*4T	1.95	5.85	4	50
D2.05*6.15*D4*50L*4T	2.05	6.15	4	50
D2.1*6.3*D4*50L*4T	2.1	6.3	4	50
D2.15*6.45*D4*50L*4T	2.15	6.45	4	50
D2.2*6.6*D4*50L*4T	2.2	6.6	4	50
D2.25*6.75*D4*50L*4T	2.25	6.75	4	50
D2.3*6.9*D4*50L*4T	2.3	6.9	4	50
D2.35*7.05*D4*50L*4T	2.35	7.05	4	50
D2.4*7.2*D4*50L*4T	2.4	7.2	4	50
D2.45*7.35*D4*50L*4T	2.45	7.35	4	50
D2.55*7.65*D4*50L*4T	2.55	7.65	4	50
D2.6*7.8*D4*50L*4T	2.6	7.8	4	50

YP554D 钨钢非标小数点铣刀（4F）

YP554D Decimal Point Size End Mill (4F)

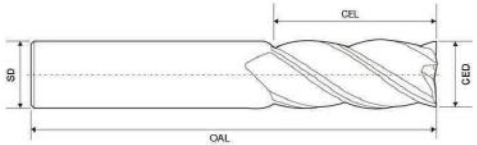

AiTiN MG Carbide

技术参数/ Technology Parameters

被切削材料應用表（最適用● / ○適用）										
碳素鋼/合金鋼 Carbon Steel/ Alloy Steel	合金鋼/工具 Alloy Steel Tool Steel	合金鋼/工具 Alloy Steel Tool Steel	調質鋼 Hardened Steel	調質鋼 Hardened Steel	鑄鐵 Castiron	不銹鋼 Stainless Steel	銅/鋁 Copper Aluminum	鈦合金 Titanium Alloy	鎳 Nickel	耐熱鋼 Heat Resistant Steel
S45C,S50C,SCM	S45C,SKT,SKD	S45C,SKT,SKD	SKT,SKD	SKT,SKD	FC/FCD	SUS304	-	-	-	-
HRC<20	HRC<20~30	HRC<30~40	HRC<45~55	HRC<55~60	-	-	-	-	-	-
●	●	●	●		●	○				

规格 (Specification)	刃径 (CED)	刃长 (CEL)	柄径 (SD)	总长 (OAL)
D2.7*8.1*D4*50L*4T	2.7	8.1	4	50
D2.75*8.25*D4*50L*4T	2.75	8.25	4	50
D2.8*8.4*D4*50L*4T	2.8	8.4	4	50
D2.85*8.55*D4*50L*4T	2.85	8.55	4	50
D2.9*8.7*D4*50L*4T	2.9	8.7	4	50
D2.95*8.85*D4*50L*4T	2.95	8.85	4	50
D3.05*9.15*D4*50L*4T	3.05	9.15	4	50
D3.1*9.3*D4*50L*4T	3.1	9.3	4	50
D3.15*9.45*D4*50L*4T	3.15	9.45	4	50
D3.2*9.6*D4*50L*4T	3.2	9.6	4	50
D3.25*9.75*D4*50L*4T	3.25	9.75	4	50
D3.3*9.9*D4*50L*4T	3.3	9.9	4	50
D3.35*10.05*D4*50L*4T	3.35	10.05	4	50
D3.4*10.2*D4*50L*4T	3.4	10.2	4	50
D3.45*10.35*D4*50L*4T	3.45	10.35	4	50
D3.5*10.5*D4*50L*4T	3.5	10.5	4	50
D3.55*10.65*D4*50L*4T	3.55	10.65	4	50
D3.6*10.8*D4*50L*4T	3.6	10.8	4	50
D3.65*10.95*D4*50L*4T	3.65	10.95	4	50
D3.7*11.1*D4*50L*4T	3.7	11.1	4	50
D3.75*11.25*D4*50L*4T	3.75	11.25	4	50
D3.8*11.4*D4*50L*4T	3.8	11.4	4	50
D3.85*11.55*D4*50L*4T	3.85	11.55	4	50
D3.9*11.7*D4*50L*4T	3.9	11.7	4	50
D3.95*11.85*D4*50L*4T	3.95	11.85	4	50
D4.1*12.3*D6*50L*4T	4.1	12.3	6	50
D4.2*12.6*D6*50L*4T	4.2	12.6	6	50
D4.3*12.9*D6*50L*4T	4.3	12.9	6	50
D4.4*13.2*D6*50L*4T	4.4	13.2	6	50
D4.5*13.5*D6*50L*4T	4.5	13.5	6	50
D4.6*13.8*D6*50L*4T	4.6	13.8	6	50

YP554D 钨钢非标小数点铣刀（4F）

YP554D Decimal Point Size End Mill (4F)

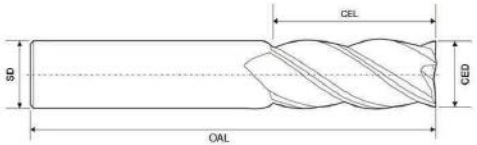

AiTiN MG Carbide

技术参数/ Technology Parameters

被切削材料應用表（最適用● / ○適用）										
碳素鋼/合金鋼 Carbon Steel/ Alloy Steel	合金鋼/工具 Alloy Steel Tool Steel	合金鋼/工具 Alloy Steel Tool Steel	調質鋼 Hardened Steel	調質鋼 Hardened Steel	鑄鐵 Castiron	不銹鋼 Stainless Steel	銅/鋁 Copper Aluminum	鈦合金 Titanium Alloy	鎳 Nickel	耐熱鋼 Heat Resistant Steel
S45C,S50C,SCM	S45C,SKT,SKD	S45C,SKT,SKD	SKT,SKD	SKT,SKD	FC/FCD	SUS304	-	-	-	-
HRC<20	HRC<20~30	HRC<30~40	HRC<45~55	HRC<55~60	-	-	-	-	-	-
●	●	●	●		●	○				

规格 (Specification)	刃径 (CED)	刃长 (CEL)	柄径 (SD)	总长 (OAL)
D4.7*14.1*D6*50L*4T	4.7	14.1	6	50
D4.8*14.4*D6*50L*4T	4.8	14.4	6	50
D4.9*14.7*D6*50L*4T	4.9	14.7	6	50
D5.1*15.3*D6*50L*4T	5.1	15.3	6	50
D5.2*15.6*D6*50L*4T	5.2	15.6	6	50
D5.3*15.9*D6*50L*4T	5.3	15.9	6	50
D5.4*16.2*D6*50L*4T	5.4	16.2	6	50
D5.5*16.5*D6*50L*4T	5.5	16.5	6	50
D5.6*16.8*D6*50L*4T	5.6	16.8	6	50
D5.7*17.1*D6*50L*4T	5.7	17.1	6	50
D5.8*17.4*D6*50L*4T	5.8	17.4	6	50
D5.9*17.7*D6*50L*4T	5.9	17.7	6	50
D6.1*18.3*D8*60L*4T	6.1	18.3	8	60
D6.2*18.6*D8*60L*4T	6.2	18.6	8	60
D6.3*18.9*D8*60L*4T	6.3	18.9	8	60
D6.4*19.2*D8*60L*4T	6.4	19.2	8	60
D6.5*19.5*D8*60L*4T	6.5	19.5	8	60
D6.6*19.8*D8*60L*4T	6.6	19.8	8	60
D6.7*20.1*D8*60L*4T	6.7	20.1	8	60
D6.8*20.4*D8*60L*4T	6.8	20.4	8	60
D6.9*20.7*D8*60L*4T	6.9	20.7	8	60
D7*21*D8*60L*4T	7	21	8	60
D7.1*21.3*D8*60L*4T	7.1	21.3	8	60
D7.2*21.6*D8*60L*4T	7.2	21.6	8	60
D7.3*21.9*D8*60L*4T	7.3	21.9	8	60
D7.4*22.2*D8*60L*4T	7.4	22.2	8	60
D7.5*22.5*D8*60L*4T	7.5	22.5	8	60
D7.6*22.8*D8*60L*4T	7.6	22.8	8	60
D7.7*23.1*D8*60L*4T	7.7	23.1	8	60
D7.8*23.4*D8*60L*4T	7.8	23.4	8	60
D7.9*23.7*D8*60L*4T	7.9	23.7	8	60

YP554D 钨钢非标小数点铣刀（4F）

YP554D Decimal Point Size Endmill (4F)

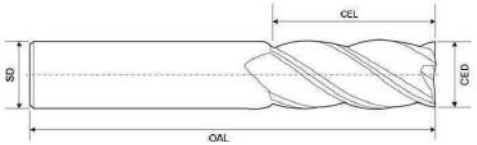

技术参数/ Technology Parameters

AlTiN | MG Carbide

被切削材料應用表（最適用● / ○適用）										
碳素鋼/合金鋼 Carbon Steel/ Alloy Steel	合金鋼/工具 Alloy Steel Tool Steel	合金鋼/工具 Alloy Steel Tool Steel	調質鋼 Hardened Steel	調質鋼 Hardened Steel	鑄鐵 Castiron	不銹鋼 Stainless Steel	銅/鋁 Copper Aluminum	鈦合金 Titanium Alloy	鎳 Nickel	耐熱鋼 Heat Resistant Steel
S45C,S50C,SCM	S45C,SKT,SKD	S45C,SKT,SKD	SKT,SKD	SKT,SKD	FC/FCD	SUS304	-	-	-	-
HRC<20	HRC<20-30	HRC<30-40	HRC<45-55	HRC<55-60	-	-	-	-	-	-
●	●	●	●		●	○				

规格 (Specification)	刃径 (CED)	刃长 (CEL)	柄径 (SD)	总长 (OAL)
D8.1*24.3*D10*75L*4T	8.1	24.3	10	75
D8.2*24.6*D10*75L*4T	8.2	24.6	10	75
D8.3*24.9*D10*75L*4T	8.3	24.9	10	75
D8.4*25.2*D10*75L*4T	8.4	25.2	10	75
D8.5*25.5*D10*75L*4T	8.5	25.5	10	75
D8.6*25.8*D10*75L*4T	8.6	25.8	10	75
D8.7*26.1*D10*75L*4T	8.7	26.1	10	75
D8.8*26.4*D10*75L*4T	8.8	26.4	10	75
D8.9*26.7*D10*75L*4T	8.9	26.7	10	75
D10.1*30.3*D12*75L*4T	10.1	30.3	12	75
D10.2*30.6*D12*75L*4T	10.2	30.6	12	75
D10.3*30.9*D12*75L*4T	10.3	30.9	12	75
D10.4*31.2*D12*75L*4T	10.4	31.2	12	75
D10.5*31.5*D12*75L*4T	10.5	31.5	12	75
D10.6*31.8*D12*75L*4T	10.6	31.8	12	75
D10.7*32.1*D12*75L*4T	10.7	32.1	12	75
D10.8*32.4*D12*75L*4T	10.8	32.4	12	75
D10.9*32.7*D12*75L*4T	10.9	32.7	12	75
D11*33*D12*75L*4T	11	33	12	75
D11.1*33.3*D12*75L*4T	11.1	33.3	12	75
D11.2*33.6*D12*75L*4T	11.2	33.6	12	75
D11.3*33.9*D12*75L*4T	11.3	33.9	12	75
D11.4*34.2*D12*75L*4T	11.4	34.2	12	75
D11.5*34.5*D12*75L*4T	11.5	34.5	12	75
D11.6*34.8*D12*75L*4T	11.6	34.8	12	75
D11.7*35.1*D12*75L*4T	11.7	35.1	12	75
D11.8*35.4*D12*75L*4T	11.8	35.4	12	75
D11.9*35.7*D12*75L*4T	11.9	35.7	12	75

YP554 T型刀（4F）

YP554 T Type End Mill (4F)

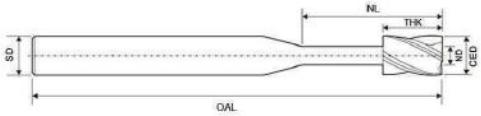

技术参数/ Technology Parameters

TiN | MG Carbide

被切削材料應用表（最適用● / ○適用）										
碳素鋼/合金鋼 Carbon Steel/ Alloy Steel	合金鋼/工具 Alloy Steel Tool Steel	合金鋼/工具 Alloy Steel Tool Steel	調質鋼 Hardened Steel	調質鋼 Hardened Steel	鑄鐵 Castiron	不銹鋼 Stainless Steel	銅/鋁 Copper Aluminum	鈦合金 Titanium Alloy	鎳 Nickel	耐熱鋼 Heat Resistant Steel
S45C,S50C,SCM	S45C,SKT,SKD	S45C,SKT,SKD	SKT,SKD	SKT,SKD	FC/FCD	SUS304	-	-	-	-
HRC<20	HRC<20-30	HRC<30-40	HRC<45-55	HRC<55-60	-	-	-	-	-	-
●	●	●	●		●	○				

规格 (Specification)	外径 (CED)	厚度 (THK)	颈径 (ND)	颈长 (NL)	柄径 (SD)	总长 (OAL)
D2*0.5*d1*3*D4*50L	φ2.0	0.5	1	3	4	50
D2*1*d1*3*D4*50L		1				
D2*1.5*d1*3*D4*50L		1.5				
D2*2*d1*3*D4*50L		2				
D2*2.5*d1*3*D4*50L		2.5				
D2*3*d1*3*D4*50L		3				
D2*3.5*d1*3*D4*50L		3.5				
D2*4*d1*3*D4*50L		4				
D3*0.3*d1.5*4*D4*50L	φ3.0	0.3	1.5	4	4	50
D3*0.4*d1.5*4*D4*50L		0.4				
D3*0.5*d1.5*4*D4*50L		0.5				
D3*0.6*d1.5*4*D4*50L		0.6				
D3*0.7*d1.5*4*D4*50L		0.7				
D3*0.8*d1.5*4*D4*50L		0.8				
D3*0.9*d1.5*4*D4*50L		0.9				
D3*1*d1.5*4*D4*50L		1				
D3*1.1*d1.5*4*D4*50L		1.1				
D3*1.2*d1.5*4*D4*50L		1.2				
D3*1.3*d1.5*4*D4*50L		1.3				
D3*1.4*d1.5*4*D4*50L		1.4				
D3*1.5*d1.5*4*D4*50L		1.5				
D3*1.6*d1.5*4*D4*50L		1.6				
D3*1.7*d1.5*4*D4*50L		1.7				
D3*1.8*d1.5*4*D4*50L		1.8				
D3*1.9*d1.5*4*D4*50L		1.9				
D3*2*d1.5*4*D4*50L		2				
D3*2.1*d1.5*4*D4*50L		2.1				
D3*2.2*d1.5*4*D4*50L		2.2				
D3*2.3*d1.5*4*D4*50L		2.3				
D3*2.4*d1.5*4*D4*50L		2.4				
D3*2.5*d1.5*4*D4*50L		2.5				
D3*2.6*d1.5*4*D4*50L		2.6				
D3*2.7*d1.5*4*D4*50L		2.7				
D3*2.8*d1.5*4*D4*50L		2.8				
D3*2.9*d1.5*4*D4*50L		2.9				
D3*3*d1.5*4*D4*50L		3				
D3*3.1*d1.5*4*D4*50L		3.1				
D3*3.2*d1.5*4*D4*50L		3.2				
D3*3.3*d1.5*4*D4*50L		3.3				
D3*3.4*d1.5*4*D4*50L		3.4				

YP554 T型刀（4F）

YP554 T Type End Mill (4F)

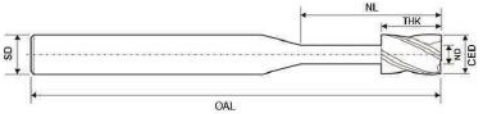

TiN | MG Carbide

技术参数/ Technology Parameters

被切削材料應用表（最適用● / ○適用）

碳素鋼/合金鋼 Carbon Steel/ Alloy Steel	合金鋼/工具 Alloy Steel Tool Steel	合金鋼/工具 Alloy Steel Tool Steel	調質鋼 Hardened Steel	調質鋼 Hardened Steel	鑄鐵 Castiron	不銹鋼 Stainless Steel	銅/鋁 Copper Aluminum	鈦合金 Titanium Alloy	鎳 Nickel	耐熱鋼 Heat Resistant Steel
S45C,S50C,SCM	S45C,SKT,SKD	S45C,SKT,SKD	SKT,SKD	SKT,SKD	FC/FCD	SUS304	-	-	-	-
HRC<20	HRC<20~30	HRC<30~40	HRC<45~55	HRC<55~60	-	-	-	-	-	-
●	●	●	●		●	○				

规格 (Specification)	外径 (CED)	厚度 (THK)	颈径 (ND)	颈长 (NL)	柄径 (SD)	总长 (OAL)
D3*3.5*d1.5*4*D4*50L	φ3.0	3.5	1.5	4	4	50
D3*3.6*d1.5*4*D4*50L		3.6				
D3*3.7*d1.5*4*D4*50L		3.7				
D3*3.8*d1.5*4*D4*50L		3.8				
D3*3.9*d1.5*4*D4*50L		3.9				
D3*4*d1.5*4*D4*50L		4				
D4*0.3*d2*8*D4*50L	φ4.0	0.3	2	8	4	50
D4*0.4*d2*8*D4*50L		0.4				
D4*0.5*d2*8*D4*50L		0.5				
D4*0.6*d2*8*D4*50L		0.6				
D4*0.7*d2*8*D4*50L		0.7				
D4*0.8*d2*8*D4*50L		0.8				
D4*0.9*d2*8*D4*50L		0.9				
D4*1*d2*8*D4*50L		1				
D4*1.1*d2*8*D4*50L		1.1				
D4*1.2*d2*8*D4*50L		1.2				
D4*1.3*d2*8*D4*50L		1.3				
D4*1.4*d2*8*D4*50L		1.4				
D4*1.5*d2*8*D4*50L		1.5				
D4*1.6*d2*8*D4*50L		1.6				
D4*1.7*d2*8*D4*50L		1.7				
D4*1.8*d2*8*D4*50L		1.8				
D4*1.9*d2*8*D4*50L		1.9				
D4*2*d2*8*D4*50L		2				
D4*2.1*d2*8*D4*50L		2.1				
D4*2.2*d2*8*D4*50L		2.2				
D4*2.3*d2*8*D4*50L		2.3				
D4*2.4*d2*8*D4*50L		2.4				
D4*2.5*d2*8*D4*50L		2.5				
D4*2.6*d2*8*D4*50L		2.6				
D4*2.7*d2*8*D4*50L		2.7				
D4*2.8*d2*8*D4*50L		2.8				
D4*2.9*d2*8*D4*50L		2.9				
D4*3*d2*8*D4*50L		3				
D4*3.1*d2*8*D4*50L		3.1				
D4*3.2*d2*8*D4*50L		3.2				
D4*3.3*d2*8*D4*50L		3.3				
D4*3.4*d2*8*D4*50L		3.4				

YP554 T型刀（4F）

YP554 T Type End Mill (4F)

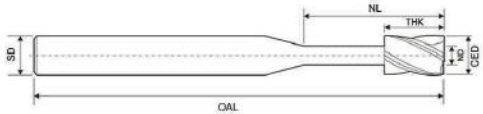

TiN | MG Carbide

技术参数/ Technology Parameters

被切削材料應用表（最適用● / ○適用）

碳素鋼/合金鋼 Carbon Steel/ Alloy Steel	合金鋼/工具 Alloy Steel Tool Steel	合金鋼/工具 Alloy Steel Tool Steel	調質鋼 Hardened Steel	調質鋼 Hardened Steel	鑄鐵 Castiron	不銹鋼 Stainless Steel	銅/鋁 Copper Aluminum	鈦合金 Titanium Alloy	鎳 Nickel	耐熱鋼 Heat Resistant Steel
S45C,S50C,SCM	S45C,SKT,SKD	S45C,SKT,SKD	SKT,SKD	SKT,SKD	FC/FCD	SUS304	-	-	-	-
HRC<20	HRC<20~30	HRC<30~40	HRC<45~55	HRC<55~60	-	-	-	-	-	-
●	●	●	●		●	○				

规格 (Specification)	外径 (CED)	厚度 (THK)	颈径 (ND)	颈长 (NL)	柄径 (SD)	总长 (OAL)
D4*3.5*d2*8*D4*50L	φ4.0	3.5	2	8	4	50
D4*3.6*d2*8*D4*50L		3.6				
D4*3.7*d2*8*D4*50L		3.7				
D4*3.8*d2*8*D4*50L		3.8				
D4*3.9*d2*8*D4*50L		3.9				
D4*4*d2*8*D4*50L		4				
D4*4.5*d2*8*D4*50L		4.5				
D4*5*d2*8*D4*50L		5				
D4*5.5*d2*8*D4*50L		5.5				
D4*6*d2*8*D4*50L		6				
D6*0.3*d3*10*D6*50L	φ6.0	0.3	3	10	6	50
D6*0.4*d3*10*D6*50L		0.4				
D6*0.5*d3*10*D6*50L		0.5				
D6*0.6*d3*10*D6*50L		0.6				
D6*0.7*d3*10*D6*50L		0.7				
D6*0.8*d3*10*D6*50L		0.8				
D6*0.9*d3*10*D6*50L		0.9				
D6*1*d3*10*D6*50L		1				
D6*1.1*d3*10*D6*50L		1.1				
D6*1.2*d3*10*D6*50L		1.2				
D6*1.3*d3*10*D6*50L		1.3				
D6*1.4*d3*10*D6*50L		1.4				
D6*1.5*d3*10*D6*50L		1.5				
D6*1.6*d3*10*D6*50L		1.6				
D6*1.7*d3*10*D6*50L		1.7				
D6*1.8*d3*10*D6*50L		1.8				
D6*1.9*d3*10*D6*50L		1.9				
D6*2*d3*10*D6*50L		2				
D6*2.1*d3*10*D6*50L		2.1				
D6*2.2*d3*10*D6*50L		2.2				
D6*2.3*d3*10*D6*50L		2.3				
D6*2.4*d3*10*D6*50L		2.4				
D6*2.5*d3*10*D6*50L		2.5				
D6*2.6*d3*10*D6*50L		2.6				
D6*2.7*d3*10*D6*50L		2.7				
D6*2.8*d3*10*D6*50L		2.8				
D6*2.9*d3*10*D6*50L		2.9				
D6*3*d3*10*D6*50L		3				

YP554 T型刀（4F）

YP554 T Type End Mill (4F)

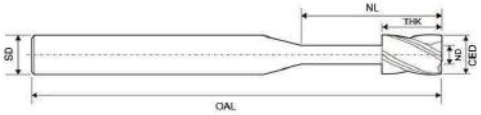

TiN | MG Carbide

技术参数/ Technology Parameters

被切削材料應用表（最適用● / ○適用）										
碳素鋼/合金鋼 Carbon Steel/ Alloy Steel	合金鋼/工具 Alloy Steel Tool Steel	合金鋼/工具 Alloy Steel Tool Steel	調質鋼 Hardened Steel	調質鋼 Hardened Steel	鑄鐵 Castiron	不銹鋼 Stainless Steel	銅/鋁 Copper Aluminum	鈦合金 Titanium Alloy	鎳 Nickel	耐熱鋼 Heat Resistant Steel
S45C,S50C,SCM	S45C,SKT,SKD	S45C,SKT,SKD	SKT,SKD	SKT,SKD	FC/FCD	SUS304	-	-	-	-
HRC<20	HRC<20~30	HRC<30~40	HRC<45~55	HRC<55~60	-	-	-	-	-	-
●	●	●	●		●	◇				

规格 (Specification)	外径 (CED)	厚度 (THK)	颈径 (ND)	颈长 (NL)	柄径 (SD)	总长 (OAL)
D6*3.1*d3*10*D6*50L	φ6.0	3.1	3	10	6	50
D6*3.2*d3*10*D6*50L		3.2				
D6*3.3*d3*10*D6*50L		3.3				
D6*3.4*d3*10*D6*50L		3.4				
D6*3.5*d3*10*D6*50L		3.5				
D6*3.6*d3*10*D6*50L		3.6				
D6*3.7*d3*10*D6*50L		3.7				
D6*3.8*d3*10*D6*50L		3.8				
D6*3.9*d3*10*D6*50L		3.9				
D6*4*d3*10*D6*50L		4				
D6*4.5*d3*10*D6*50L		4.5				
D6*5*d3*10*D6*50L		5				
D6*5.5*d3*10*D6*50L		5.5				
D6*6*d3*10*D6*50L		6				
D8*0.3*d4*12*D8*50L	φ8.0	0.3	4	12	8	50
D8*0.4*d4*12*D8*50L		0.4				
D8*0.5*d4*12*D8*50L		0.5				
D8*0.6*d4*12*D8*50L		0.6				
D8*0.7*d4*12*D8*50L		0.7				
D8*0.8*d4*12*D8*50L		0.8				
D8*0.9*d4*12*D8*50L		0.9				
D8*1*d4*12*D8*50L		1				
D8*1.1*d4*12*D8*50L		1.1				
D8*1.2*d4*12*D8*50L		1.2				
D8*1.3*d4*12*D8*50L		1.3				
D8*1.4*d4*12*D8*50L		1.4				
D8*1.5*d4*12*D8*50L		1.5				
D8*1.6*d4*12*D8*50L		1.6				
D8*1.7*d4*12*D8*50L		1.7				
D8*1.8*d4*12*D8*50L		1.8				
D8*1.9*d4*12*D8*50L		1.9				
D8*2*d4*12*D8*50L		2				
D8*2.1*d4*12*D8*50L		2.1				
D8*2.2*d4*12*D8*50L		2.2				
D8*2.3*d4*12*D8*50L		2.3				
D8*2.4*d4*12*D8*50L		2.4				
D8*2.5*d4*12*D8*50L		2.5				
D8*2.6*d4*12*D8*50L		2.6				

YP554 T型刀（4F）

YP554 T Type End Mill (4F)

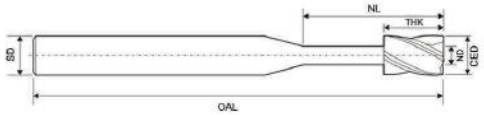

TiN | MG Carbide

技术参数/ Technology Parameters

被切削材料應用表（最適用● / ○適用）										
碳素鋼/合金鋼 Carbon Steel/ Alloy Steel	合金鋼/工具 Alloy Steel Tool Steel	合金鋼/工具 Alloy Steel Tool Steel	調質鋼 Hardened Steel	調質鋼 Hardened Steel	鑄鐵 Castiron	不銹鋼 Stainless Steel	銅/鋁 Copper Aluminum	鈦合金 Titanium Alloy	鎳 Nickel	耐熱鋼 Heat Resistant Steel
S45C,S50C,SCM	S45C,SKT,SKD	S45C,SKT,SKD	SKT,SKD	SKT,SKD	FC/FCD	SUS304	-	-	-	-
HRC<20	HRC<20~30	HRC<30~40	HRC<45~55	HRC<55~60	-	-	-	-	-	-
●	●	●	●		●	◇				

规格 (Specification)	外径 (CED)	厚度 (THK)	颈径 (ND)	颈长 (NL)	柄径 (SD)	总长 (OAL)
D8*2.7*d4*12*D8*50L	φ8.0	2.7	4	12	8	50
D8*2.8*d4*12*D8*50L		2.8				
D8*2.9*d4*12*D8*50L		2.9				
D8*3*d4*12*D8*50L		3				
D8*3.1*d4*12*D8*50L		3.1				
D8*3.2*d4*12*D8*50L		3.2				
D8*3.3*d4*12*D8*50L		3.3				
D8*3.4*d4*12*D8*50L		3.4				
D8*3.5*d4*12*D8*50L		3.5				
D8*3.6*d4*12*D8*50L		3.6				
D8*3.7*d4*12*D8*50L		3.7				
D8*3.8*d4*12*D8*50L		3.8				
D8*3.9*d4*12*D8*50L		3.9				
D8*4*d4*12*D8*50L		4				
D8*4.5*d4*12*D8*50L		4.5				
D8*5*d4*12*D8*50L		5				
D8*5.5*d4*12*D8*50L		5.5				
D8*6*d4*12*D8*50L		6				
D10*0.3*d5*15*D10*60L	φ10.0	0.3	5	15	10	60
D10*0.4*d5*15*D10*60L		0.4				
D10*0.5*d5*15*D10*60L		0.5				
D10*0.6*d5*15*D10*60L		0.6				
D10*0.7*d5*15*D10*60L		0.7				
D10*0.8*d5*15*D10*60L		0.8				
D10*0.9*d5*15*D10*60L		0.9				
D10*1*d5*15*D10*60L		1				
D10*1.1*d5*15*D10*60L		1.1				
D10*1.2*d5*15*D10*60L		1.2				
D10*1.3*d5*15*D10*60L		1.3				
D10*1.4*d5*15*D10*60L		1.4				
D10*1.5*d5*15*D10*60L		1.5				
D10*1.6*d5*15*D10*60L		1.6				
D10*1.7*d5*15*D10*60L		1.7				
D10*1.8*d5*15*D10*60L		1.8				
D10*1.9*d5*15*D10*60L		1.9				
D10*2*d5*15*D10*60L		2				
D10*2.1*d5*15*D10*60L		2.1				
D10*2.2*d5*15*D10*60L		2.2				

YP554 T型刀（4F）

YP554 T Type End Mill (4F)

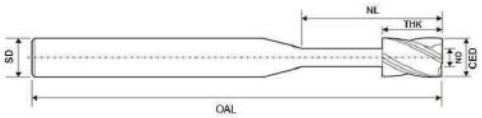

TiN | MG Carbide

技术参数/ Technology Parameters

被切削材料應用表（最適用● / ○適用）										
碳素鋼/合金鋼 Carbon Steel/ Alloy Steel	合金鋼/工具 Alloy Steel Tool Steel	合金鋼/工具 Alloy Steel Tool Steel	調質鋼 Hardened Steel	調質鋼 Hardened Steel	鑄鐵 Castiron	不銹鋼 Stainless Steel	銅/鋁 Copper Aluminum	鈦合金 Titanium Alloy	鎳 Nickel	耐熱鋼 Heat Resistant Steel
S45C,S50C,SCM	S45C,SKT,SKD	S45C,SKT,SKD	SKT,SKD	SKT,SKD	FC/FCD	SUS304	-	-	-	-
HRC<20	HRC<20~30	HRC<30~40	HRC<45~55	HRC<55~60	-	-	-	-	-	-
●	●	●	●		●	○				

规格 (Specification)	外径 (CED)	厚度 (THK)	颈径 (ND)	颈长 (NL)	柄径 (SD)	总长 (OAL)
D10*2.3*d5*15*D10*60L	φ10.0	2.3	5	15	10	60
D10*2.4*d5*15*D10*60L		2.4				
D10*2.5*d5*15*D10*60L		2.5				
D10*2.6*d5*15*D10*60L		2.6				
D10*2.7*d5*15*D10*60L		2.7				
D10*2.8*d5*15*D10*60L		2.8				
D10*2.9*d5*15*D10*60L		2.9				
D10*3*d5*15*D10*60L		3				
D10*3.1*d5*15*D10*60L		3.1				
D10*3.2*d5*15*D10*60L		3.2				
D10*3.3*d5*15*D10*60L		3.3				
D10*3.4*d5*15*D10*60L		3.4				
D10*3.5*d5*15*D10*60L		3.5				
D10*3.6*d5*15*D10*60L		3.6				
D10*3.7*d5*15*D10*60L		3.7				
D10*3.8*d5*15*D10*60L		3.8				
D10*3.9*d5*15*D10*60L		3.9				
D10*4*d5*15*D10*60L		4				
D10*4.5*d5*15*D10*60L		4.5				
D10*5*d5*15*D10*60L		5				
D10*5.5*d5*15*D10*60L		5.5				
D10*6*d5*15*D10*60L		6				
D10*6.5*d5*15*D10*60L		6.5				
D10*7*d5*15*D10*60L		7				
D10*7.5*d5*15*D10*60L		7.5				
D10*8*d5*15*D10*60L		8				
D12*0.5*d6*15*D12*60L	φ12.0	0.5	6	15	12	60
D12*0.6*d6*15*D12*60L		0.6				
D12*0.7*d6*15*D12*60L		0.7				
D12*0.8*d6*15*D12*60L		0.8				
D12*0.9*d6*15*D12*60L		0.9				
D12*1*d6*15*D12*60L		1				
D12*1.1*d6*15*D12*60L		1.1				
D12*1.2*d6*15*D12*60L		1.2				
D12*1.3*d6*15*D12*60L		1.3				
D12*1.4*d6*15*D12*60L		1.4				
D12*1.5*d6*15*D12*60L		1.5				
D12*1.6*d6*15*D12*60L		1.6				

YP554 T型刀（4F）

YP554 T Type End Mill (4F)

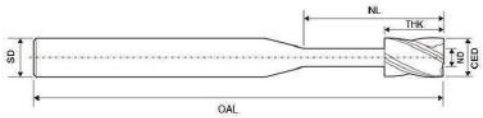

TiN | MG Carbide

技术参数/ Technology Parameters

被切削材料應用表（最適用● / ○適用）										
碳素鋼/合金鋼 Carbon Steel/ Alloy Steel	合金鋼/工具 Alloy Steel Tool Steel	合金鋼/工具 Alloy Steel Tool Steel	調質鋼 Hardened Steel	調質鋼 Hardened Steel	鑄鐵 Castiron	不銹鋼 Stainless Steel	銅/鋁 Copper Aluminum	鈦合金 Titanium Alloy	鎳 Nickel	耐熱鋼 Heat Resistant Steel
S45C,S50C,SCM	S45C,SKT,SKD	S45C,SKT,SKD	SKT,SKD	SKT,SKD	FC/FCD	SUS304	-	-	-	-
HRC<20	HRC<20~30	HRC<30~40	HRC<45~55	HRC<55~60	-	-	-	-	-	-
●	●	●	●		●	○				

规格 (Specification)	外径 (CED)	厚度 (THK)	颈径 (ND)	颈长 (NL)	柄径 (SD)	总长 (OAL)
D12*1.7*d6*15*D12*60L	φ12.0	1.7	6	15	12	60
D12*1.8*d6*15*D12*60L		1.8				
D12*1.9*d6*15*D12*60L		1.9				
D12*2*d6*15*D12*60L		2				
D12*2.1*d6*15*D12*60L		2.1				
D12*2.2*d6*15*D12*60L		2.2				
D12*2.3*d6*15*D12*60L		2.3				
D12*2.4*d6*15*D12*60L		2.4				
D12*2.5*d6*15*D12*60L		2.5				
D12*2.6*d6*15*D12*60L		2.6				
D12*2.7*d6*15*D12*60L		2.7				
D12*2.8*d6*15*D12*60L		2.8				
D12*2.9*d6*15*D12*60L		2.9				
D12*3*d6*15*D12*60L		3				
D12*3.1*d6*15*D12*60L		3.1				
D12*3.2*d6*15*D12*60L		3.2				
D12*3.3*d6*15*D12*60L		3.3				
D12*3.4*d6*15*D12*60L		3.4				
D12*3.5*d6*15*D12*60L		3.5				
D12*3.6*d6*15*D12*60L		3.6				
D12*3.7*d6*15*D12*60L		3.7				
D12*3.8*d6*15*D12*60L		3.8				
D12*3.9*d6*15*D12*60L		3.9				
D12*4*d6*15*D12*60L		4				
D12*4.5*d6*15*D12*60L		4.5				
D12*5*d6*15*D12*60L		5				
D12*5.5*d6*15*D12*60L		5.5				
D12*6*d6*15*D12*60L		6				
D12*6.5*d6*15*D12*60L		6.5				
D12*7*d6*15*D12*60L		7				
D12*7.5*d6*15*D12*60L		7.5				
D12*8*d6*15*D12*60L		8				
D12*10*d6*15*D12*60L		10				
D12*12*d6*15*D12*60L		12				

YP554R 内R刀（4F）
YP554R Inner R End Mill (4F)

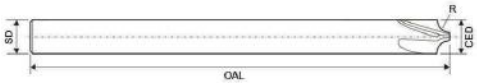

TiN | MG Carbide

技术参数/ Technology Parameters

被切削材料應用表（最適用● / ○適用）										
碳素鋼/合金鋼 Carbon Steel/ Alloy Steel	合金鋼/工具 Alloy Steel Tool Steel	合金鋼/工具 Alloy Steel Tool Steel	調質鋼 Hardened Steel	調質鋼 Hardened Steel	鑄鐵 Castiron	不銹鋼 Stainless Steel	銅/鋁 Copper Aluminum	鈦合金 Titanium Alloy	鎳 Nickel	耐熱鋼 Heat Resistant Steel
S45C,S50C,SCM	S45C,SKT,SKD	S45C,SKT,SKD	SKT,SKD	SKT,SKD	FC/FCD	SUS304	-	-	-	-
HRC<20	HRC<20~30	HRC<30~40	HRC<45~55	HRC<55~60	-	-	-	-	-	-
●	●	●	●		●	○				

规格 (Specification)	内R刀 (R)	头部直径 (CED)	柄径 (SD)	总长 (OAL)
R0.2*d3.6*D4*50L	R0.2	3.6	4	50
R0.5*d3.5*D4*50L	R0.25	3.5	4	50
R0.3*d3.4*D4*50L	R0.3	3.4	4	50
R0.4*d3.2*D4*50L	R0.4	3.2	4	50
R0.5*d3*D4*50L	R0.5	3	4	50
R0.75*d2.5*D4*50L	R0.75	2.5	4	50
R1*d2*D4*50L	R1	2	4	50
R1.25*d1.5*D4*50L	R1.25	1.5	4	50
R1.5*d1*D4*50L	R1.5	1	4	50
R1.5*d3*D6*50L	R1.5	3	6	50
R1.75*d2.5*D6*50L	R1.75	2.5	6	50
R2*d2*D6*50L	R2	2	6	50
R2.25*d3.5*D8*50L	R2.25	3.5	8	50
R2.5*1*D6*50L	R2.5	1	6	50
R2.5*d3*D8*50L	R2.5	3	8	50
R3*d2*D8*50L	R3	2	8	50
R4*d2*D10*60L	R4	2	10	60
R5*d2*D12*60L	R5	2	12	60

YP554T 燕尾刀（4F）
554P Dovetail End Mill (4F)

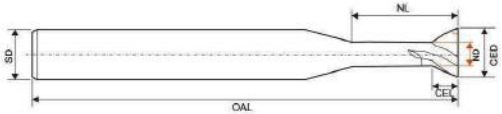

TiN | MG Carbide

技术参数/ Technology Parameters

被切削材料應用表（最適用● / ○適用）										
碳素鋼/合金鋼 Carbon Steel/ Alloy Steel	合金鋼/工具 Alloy Steel Tool Steel	合金鋼/工具 Alloy Steel Tool Steel	調質鋼 Hardened Steel	調質鋼 Hardened Steel	鑄鐵 Castiron	不銹鋼 Stainless Steel	銅/鋁 Copper Aluminum	鈦合金 Titanium Alloy	鎳 Nickel	耐熱鋼 Heat Resistant Steel
S45C,S50C,SCM	S45C,SKT,SKD	S45C,SKT,SKD	SKT,SKD	SKT,SKD	FC/FCD	SUS304	-	-	-	-
HRC<20	HRC<20~30	HRC<30~40	HRC<45~55	HRC<55~60	-	-	-	-	-	-
●	●	●	●		●	○				

规格 (Specification)	刃径 (CED)	单边角度 (A)	刃高	颈径 (ND)	颈长 (NL)	柄径 (SD)	总长 (OAL)
D1*60°*0.43*d0.5*2.5*D4*50L	1	60°	0.43	0.5	2.5	4	50
D1.5*60°*0.65*d0.75*3.2*D4*50L	1.5		0.65	0.75	3.2	4	50
D2*60°*0.87*d1*4*D4*50L	2		0.87	1	4	4	50
D2.5*60°*1.1*d1.25*5*D4*50L	2.5		1.1	1.25	5	4	50
D3*60°*1.3*d1.5*7*D4*50L	3		1.3	1.5	7	4	50
D4*60°*1.73*d2*8*D4*50L	4		1.73	2	8	4	50
D5*60°*2.17*d2.5*10*D6*50L	5		2.17	2.5	10	6	50
D6*60°*2.6*d3*11*D6*50L	6		2.6	3	11	6	50
D8*60°*3.46*d4*14*D8*50L	8		3.46	4	14	8	50
D10*60°*4.33*d5*20*D10*60L	10		4.33	5	20	10	60
D12*60°*5.2*d6*21*D12*60L	12		5.2	6	21	12	60
D0.8*45°*0.2*d0.4*2*D4*50L	0.8	45°	0.2	0.4	2	4	50
D0.9*45°*0.25*d0.4*2*D4*50L	0.9		0.25	0.4	2	4	50
D1*45°*0.25*d0.5*2.5*D4*50L	1		0.25	0.5	2.5	4	50
D1.1*45°*0.25*d0.6*D2.5*D4*50L	1.1		0.25	0.6	2.5	4	50
D1.2*45°*0.3*d0.6*D2.5*D4*50L	1.2		0.3	0.6	2.5	4	50
D1.3*45°*0.35*d0.6*D2.5*D4*50L	1.3		0.35	0.6	2.5	4	50
D1.4*45°*0.4*d0.6*D2.5*D4*50L	1.4		0.4	0.6	2.5	4	50
D1.5*45°*0.38*d0.75*2.8*D4*50L	1.5		0.38	0.75	2.8	4	50
D1.6*45°*0.45*d0.7*3*D4*50L	1.6		0.45	0.7	3	4	50
D1.7*45°*0.5*d0.7*3*D4*50L	1.7		0.5	0.7	3	4	50
D1.8*45°*0.55*d0.7*3*D4*50L	1.8		0.55	0.7	3	4	50
D1.9*45°*0.6*d0.7*3*D4*50L	1.9		0.6	0.7	3	4	50
D2*45°*0.5*d1*3.5*D4*50L	2		0.5	1	3.5	4	50

YP554T 燕尾刀（4F）

YP554T Dovetail End Mill (4F)

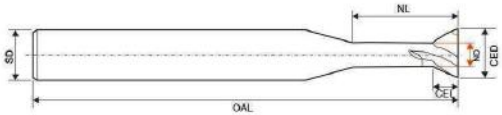

TiN | MG Carbide

技术参数/ Technology Parameters

被切削材料應用表（最適用● / ○適用）										
碳素鋼/合金鋼 Carbon Steel/ Alloy Steel	合金鋼/工具 Alloy Steel Tool Steel	合金鋼/工具 Alloy Steel Tool Steel	調質鋼 Hardened Steel	調質鋼 Hardened Steel	鑄鐵 Castiron	不銹鋼 Stainless Steel	銅/鋁 Copper Aluminum	鈦合金 Titanium Alloy	鎳 Nickel	耐熱鋼 Heat Resistant Steel
S45C,S50C,SCM	S45C,SKT,SKD	S45C,SKT,SKD	SKT,SKD	SKT,SKD	FC/FCD	SUS304	-	-	-	-
HRC≤20	HRC≤20~30	HRC≤30~40	HRC≤45~55	HRC≤55~60	-	-	-	-	-	-
●	●	●	●		●	○				

规格 (Specification)	刃径 (CED)	单边角度 (A)	刃高	颈径 (ND)	颈长 (NL)	柄径 (SD)	总长 (OAL)
D2.1*45°*0.55*d1*4*D4*50L	2.1	45°	0.55	1	4	4	50
D2.2*45°*1.6*d1*4*D4*50L	2.2		1.6	1	4	4	50
D2.3*45°*0.65*d1*4*D4*50L	2.3		0.65	1	4	4	50
D2.4*45°*0.7*d1*4*D4*50L	2.4		0.7	1	4	4	50
D2.5*45°*0.63*d1.25*4.7*D4*50L	2.5		0.63	1.25	4.7	4	50
D2.6*45°*0.7*d1.2*5*D4*50L	2.6		0.7	1.2	5	4	50
D2.7*45°*0.75*d1.2*5*D4*50L	2.7		0.75	1.2	5	4	50
D2.8*45°*0.8*d1.2*5*D4*50L	2.8		0.8	1.2	5	4	50
D2.9*45°*0.85*d1.2*5*D4*50L	2.9		0.85	1.2	5	4	50
D3*45°*0.75*d1.5*6*D4*50L	3		0.75	1.5	6	4	50
D3.1*45°*0.8*d1.5*6*D4*50L	3.1		0.8	1.5	6	4	50
D3.2*45°*0.85*d1.5*6*D4*50L	3.2		0.85	1.5	6	4	50
D3.3*45°*0.9*d1.5*6*D4*50L	3.3		0.9	1.5	6	4	50
D3.4*45°*0.95*d1.5*6*D4*50L	3.4		0.95	1.5	6	4	50
D3.5*45°*1*d1.5*6*D4*50L	3.5		1	1.5	6	4	50
D3.6*45°*1.05*d1.5*6*D4*50L	3.6		1.05	1.5	6	4	50
D3.7*45°*1.1*d1.5*6*D4*50L	3.7		1.1	1.5	6	4	50
D3.8*45°*1.15*d1.5*6*D4*50L	3.8		1.15	1.5	6	4	50
D3.9*45°*1.2*d1.5*6*D4*50L	3.9		1.2	1.5	6	4	50
D4*45°*1.1*d2*7*D4*50L	4		1	2	7	4	50
D5*45°*1.25*d2.5*9*D6*50L	5		1.25	2.5	9	6	50
D6*45°*1.5*d3*9.5*D6*50L	6		1.5	3	9.5	6	50
D8*45°*2*d4*12*D8*50L	8		2	4	12	8	50
D10*45°*2.5*d5*17.5*D10*60L	10		2.5	5	17.5	10	60
D12*45°*3*d6*18*D12*60L	12		3	6	18	12	60
D14*45°*3.5*D7*23.5*D14*80L	14		3.5	7	23.5	14	80
D16*45°*4*d8*24*D16*80L	16		4	8	24	16	80

YP554G 双边燕尾刀（4）

YP554G Bilateral Dovetail End Mill (4F)

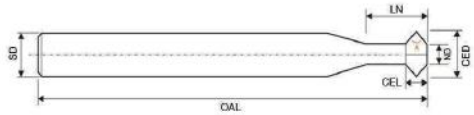

MG Carbide

技术参数/ Technology Parameters

被切削材料應用表（最適用● / ○適用）										
碳素鋼/合金鋼 Carbon Steel/ Alloy Steel	合金鋼/工具 Alloy Steel Tool Steel	合金鋼/工具 Alloy Steel Tool Steel	調質鋼 Hardened Steel	調質鋼 Hardened Steel	鑄鐵 Castiron	不銹鋼 Stainless Steel	銅/鋁 Copper Aluminum	鈦合金 Titanium Alloy	鎳 Nickel	耐熱鋼 Heat Resistant Steel
S45C,S50C,SCM	S45C,SKT,SKD	S45C,SKT,SKD	SKT,SKD	SKT,SKD	FC/FCD	SUS304	-	-	-	-
HRC≤20	HRC≤20~30	HRC≤30~40	HRC≤45~55	HRC≤55~60	-	-	-	-	-	-
●	●	●	●		●	○				

规格 (Specification)	刃径 (CED)	角度 (A)	刃长 (CEL)	颈径 (ND)	颈长 (LN)	柄径 (SD)	总长 (OAL)
D2*60°0.64*d0.9*2.5*D4*50L	2	60°	0.64	0.9	2.5	4	50
D3*60°*0.92*d1.4*3.5*D4*50L	3		0.92	1.4	3.5	4	50
D4*60°*1.24*d1.85*4*D4*50L	4		1.24	1.85	4	4	50
D5*60°1.56*d2.3*5*D6*50L	5		1.56	2.3	5	6	50
D6*60°*1.9*d2.7*6*D6*50L	6		1.9	2.7	6	6	50
D8*60°*2.54*d3.6*8*D8*60L	8		2.54	3.6	8	8	60
D10*60°*3.18*d4.5*10*D10*75L	10		3.18	4.5	10	10	75
D12*60°*3.81*d5.4*11*D12*75L	12		3.81	5.4	11	12	75
D2*90°*1.1*d0.9*3*D4*50L	2	90°	1.1	0.9	3	4	50
D3*90°*1.6*d1.4*4*D4*50L	3		1.6	1.4	4	4	50
D4*90°*2.15*d1.85*5*D4*50L	4		2.15	1.85	5	4	50
D5*90°*2.7*d2.3*6*D6*50L	5		2.7	2.3	6	6	50
D6*90°*3.3*d2.7*7*D6*50L	6		3.3	2.7	7	6	50
D8*90°*4.4*d3.6*10*D8*60L	8		4.4	3.6	10	8	60
D10*90°*5.5*d4.5*12*D10*75L	10		5.5	4.5	12	10	75
D12*90°*6.6*d5.4*14*D12*75L	12		6.6	5.4	14	12	75
D2*120°*1.9*d0.9*4*D4*50L	2	120°	1.9	0.9	4	4	50
D3*120°*2.77*1.4*5*D4*50L	3		2.77	1.4	5	4	50
D4*120°*3.72*d1.85*7*D4*50L	4		3.72	1.85	7	4	50
D5*120°*4.67*d2.3*8*D6*50L	5		4.67	2.3	8	6	50
D6*120°*5.71*d2.7*10*D6*50L	6		5.71	2.7	10	6	50
D8*120°*7.62*d3.6*13*D8*60L	8		7.62	3.6	13	8	60
D10*120°*9.53*d4.5*16*D10*75L	10		9.53	4.5	16	10	75
D12*120°*11.43*d5.4*19*D12*75L	12		11.43	5.4	19	12	75

804F 不锈钢专用铣刀（4F）

804F Squre Endmill For Stainless Steel (4F)

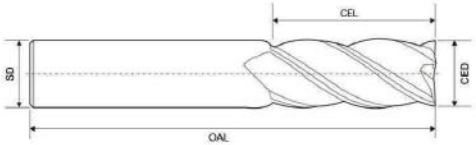

技术参数/ Technology Parameters

CrAiTiN | MG Carbide

被切削材料應用表（最適用● / ○適用）										
碳素鋼/合金鋼 Carbon Steel/ Alloy Steel	合金鋼/工具 Alloy Steel Tool Steel	合金鋼/工具 Alloy Steel Tool Steel	調質鋼 Hardened Steel	調質鋼 Hardened Steel	鑄鐵 Castiron	不銹鋼 Stainless Steel	銅/鋁 Copper Aluminum	鈦合金 Titanium Alloy	鎳 Nickel	耐熱鋼 Heat Resistant Steel
S45C,S50C,SCM	S45C,SKT,SKD	S45C,SKT,SKD	SKT,SKD	SKT,SKD	FC/FCD	SUS304	-	-	-	-
HRC≤20	HRC<20~30	HRC≤30~40	HRC<45~55	HRC<55~60	-	-	-	-	-	-
○	○	○	○			●		●		

Specifications	CED	CEL	SD	OAL
D1*2.5H*D4*4T*50L	1	3	D4	50
D1.5*4H*D4*4T*50L	1.5	4	D4	50
D2*5H*D4*4T*50L	2	5	D4	50
D2.5*6.3H*D4*4T*50L	2.5	6.3	D4	50
D3*7.5H*D4*4T*50L	3	8	D4	50
D3*8H*D4*4T*50L	3	8	D4	50
D3*7.5H*D4*4T*75L	3	8	D4	75
D3.5*9H*D4*4T*50L	3.5	9	D4	50
D4*10H*D4*4T*50L	4	10	D4	50
D4*10H*D4*4T*75L	4	10	D4	75
D4*10H*D4*4T*100L	4	10	D4	100
D5*12.5H*D5*4T*50L	5	12.5	D5	50
D5*12.5H*D5*4T*75L	5	12.5	D5	75
D5*12.5H*D5*4T*100L	5	12.5	D5	100
D5*12.5H*D6*4T*50L	5	12.5	D6	50
D6*15H*D6*4T*50L	6	15	D6	50
D6*15H*D6*4T*75L	6	15	D6	75
D6*15H*D6*4T*100L	6	15	D6	100
D8*20H*D8*4T*60L	8	20	D8	60
D8*20H*D8*4T*75L	8	20	D8	75
D8*20H*D8*4T*100L	8	20	D8	100
D8*24H*D8*4T*60L	8	24	D8	60
D10*25H*D10*4T*75L	10	25	D10	75
D10*25H*D10*4T*100L	10	25	D10	100
D10*25H*D10*4T*150L	10	25	D10	150
D10*30H*D10*4T*75L	10	30	D10	75
D12*30H*D12*4T*75L	12	30	D12	75
D12*30H*D12*4T*100L	12	30	D12	100
D12*30H*D12*4T*150L	12	30	D12	150
D14*35H*D14*4T*100L	14	35	D14	100
D16*40H*D16*4T*100L	16	40	D16	100

YP602M 微小径加硬立铣刀（2F）

YP602M Micro Diameter Endmill For Hard Material (2F)

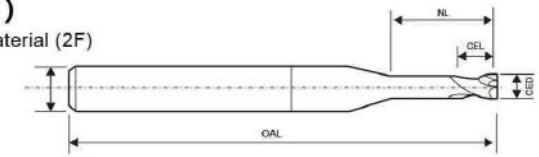

技术参数/ Technology Parameters

AixSiN | MG Carbide

被切削材料應用表（最適用● / ○適用）										
碳素鋼/合金鋼 Carbon Steel/ Alloy Steel	合金鋼/工具 Alloy Steel Tool Steel	合金鋼/工具 Alloy Steel Tool Steel	調質鋼 Hardened Steel	調質鋼 Hardened Steel	鑄鐵 Castiron	不銹鋼 Stainless Steel	銅/鋁 Copper Aluminum	鈦合金 Titanium Alloy	鎳 Nickel	耐熱鋼 Heat Resistant Steel
S45C,S50C,SCM	S45C,SKT,SKD	S45C,SKT,SKD	SKT,SKD	SKT,SKD	FC/FCD	SUS304	-	-	-	-
HRC≤20	HRC<20~30	HRC≤30~40	HRC<45~55	HRC<55~60	-	-	-	-	-	-
●	●	●	●	●	○					

规格 (Specification)	刃径 (CED)	刃长 (CEL)	柄径 (SD)	总长 (OAL)
D0.1*0.2*D4*50L*2T	φ0.1	0.2	4	50
D0.15*0.3*D4*50L*2T	φ0.15	0.3	4	50
D0.2*0.4*D4*50L*2T	φ0.2	0.4	4	50
D0.21*0.42*D4*50L*2T	φ0.21	0.42	4	50
D0.22*0.44*D4*50L*2T	φ0.22	0.44	4	50
D0.23*0.46*D4*50L*2T	φ0.23	0.46	4	50
D0.24*0.48*D4*50L*2T	φ0.24	0.48	4	50
D0.25*0.5*D4*50L*2T	φ0.25	0.5	4	50
D0.26*0.52*D4*50L*2T	φ0.26	0.52	4	50
D0.27*0.54*D4*50L*2T	φ0.27	0.54	4	50
D0.28*0.56*D4*50L*2T	φ0.28	0.56	4	50
D0.29*0.58*D4*50L*2T	φ0.29	0.58	4	50
D0.3*0.6*D4*50L*2T	φ0.30	0.6	4	50
D0.31*0.62*D4*50L*2T	φ0.31	0.62	4	50
D0.32*0.64*D4*50L*2T	φ0.32	0.64	4	50
D0.33*0.66*D4*50L*2T	φ0.33	0.66	4	50
D0.34*0.68*D4*50L*2T	φ0.34	0.68	4	50
D0.35*0.7*D4*50L*2T	φ0.35	0.7	4	50
D0.36*0.72*D4*50L*2T	φ0.36	0.72	4	50
D0.37*0.74*D4*50L*2T	φ0.37	0.74	4	50
D0.38*0.76*D4*50L*2T	φ0.38	0.76	4	50
D0.39*0.78*D4*50L*2T	φ0.39	0.78	4	50

YP602M 微小径加硬立铣刀（2F）

YP602M Micro Diameter Endmill For Hard Material (2F)

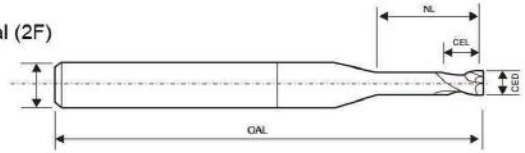

AixSiN | MG Carbide

技术参数/ Technology Parameters

被切削材料應用表（最適用● / ○適用）										
碳素鋼/合金鋼 Carbon Steel/ Alloy Steel	合金鋼/工具 Alloy Steel Tool Steel	合金鋼/工具 Alloy Steel Tool Steel	調質鋼 Hardened Steel	調質鋼 Hardened Steel	鑄鐵 Castiron	不銹鋼 Stainless Steel	銅/鋁 Copper Aluminum	鈦合金 Titanium Alloy	鎳 Nickel	耐熱鋼 Heat Resistant Steel
S45C,S50C,SCM	S45C,SKT,SKD	S45C,SKT,SKD	SKT,SKD	SKT,SKD	FC/FCD	SUS304	-	-	-	-
HRC<20	HRC<20~30	HRC<30~40	HRC<45~55	HRC<55~60	-	-	-	-	-	-
●	●	●	●	●	○					

规格 (Specification)	刃径 (CED)	刃长 (CEL)	柄径 (SD)	总长 (OAL)
D0.4*0.8*D4*50L*2T	φ0.40	0.8	4	50
D0.41*0.82*D4*50L*2T	φ0.41	0.82	4	50
D0.42*0.84*D4*50L*2T	φ0.42	0.84	4	50
D0.43*0.86*D4*50L*2T	φ0.43	0.86	4	50
D0.44*0.88*D4*50L*2T	φ0.44	0.88	4	50
D0.45*0.9*D4*50L*2T	φ0.45	0.9	4	50
D0.46*0.92*D4*50L*2T	φ0.46	0.92	4	50
D0.47*0.94*D4*50L*2T	φ0.47	0.94	4	50
D0.48*0.96*D4*50L*2T	φ0.48	0.96	4	50
D0.49*0.98*D4*50L*2T	φ0.49	0.98	4	50
D0.5*1*D4*50L*2T	φ0.50	1	4	50
D0.51*1.02*D4*50L*2T	φ0.51	1.02	4	50
D0.52*1.04*D4*50L*2T	φ0.52	1.04	4	50
D0.53*1.06*D4*50L*2T	φ0.53	1.06	4	50
D0.54*1.08*D4*50L*2T	φ0.54	1.08	4	50
D0.55*1.1*D4*50L*2T	φ0.55	1.1	4	50
D0.56*1.12*D4*50L*2T	φ0.56	1.12	4	50
D0.57*1.14*D4*50L*2T	φ0.57	1.14	4	50
D0.58*1.16*D4*50L*2T	φ0.58	1.16	4	50
D0.59*1.18*D4*50L*2T	φ0.59	1.18	4	50
D0.6*1.2*D4*50L*2T	φ0.60	1.2	4	50
D0.61*1.22*D4*50L*2T	φ0.61	1.22	4	50
D0.62*1.24*D4*50L*2T	φ0.62	1.24	4	50
D0.63*1.26*D4*50L*2T	φ0.63	1.26	4	50
D0.64*1.28*D4*50L*2T	φ0.64	1.28	4	50
D0.65*1.3*D4*50L*2T	φ0.65	1.3	4	50

YP602M 微小径加硬立铣刀（2F）

YP602M Micro Diameter Endmill For Hard Material (2F)

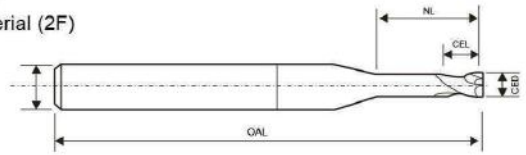

AixSiN | MG Carbide

技术参数/ Technology Parameters

被切削材料應用表（最適用● / ○適用）										
碳素鋼/合金鋼 Carbon Steel/ Alloy Steel	合金鋼/工具 Alloy Steel Tool Steel	合金鋼/工具 Alloy Steel Tool Steel	調質鋼 Hardened Steel	調質鋼 Hardened Steel	鑄鐵 Castiron	不銹鋼 Stainless Steel	銅/鋁 Copper Aluminum	鈦合金 Titanium Alloy	鎳 Nickel	耐熱鋼 Heat Resistant Steel
S45C,S50C,SCM	S45C,SKT,SKD	S45C,SKT,SKD	SKT,SKD	SKT,SKD	FC/FCD	SUS304	-	-	-	-
HRC<20	HRC<20~30	HRC<30~40	HRC<45~55	HRC<55~60	-	-	-	-	-	-
●	●	●	●	●	○					

规格 (Specification)	刃径 (CED)	刃长 (CEL)	柄径 (SD)	总长 (OAL)
D0.66*1.32*D4*50L*2T	φ0.66	1.32	4	50
D0.67*1.34*D4*50L*2T	φ0.67	1.34	4	50
D0.68*1.36*D4*50L*2T	φ0.68	1.36	4	50
D0.69*1.38*D4*50L*2T	φ0.69	1.38	4	50
D0.7*1.4*D4*50L*2T	φ0.70	1.4	4	50
D0.71*1.42*D4*50L*2T	φ0.71	1.42	4	50
D0.72*1.44*D4*50L*2T	φ0.72	1.44	4	50
D0.73*1.46*D4*50L*2T	φ0.73	1.46	4	50
D0.74*1.48*D4*50L*2T	φ0.74	1.48	4	50
D0.75*1.5*D4*50L*2T	φ0.75	1.5	4	50
D0.76*1.52*D4*50L*2T	φ0.76	1.52	4	50
D0.77*1.54*D4*50L*2T	φ0.77	1.54	4	50
D0.78*1.56*D4*50L*2T	φ0.78	1.56	4	50
D0.79*1.58*D4*50L*2T	φ0.79	1.58	4	50
D0.8*1.6*D4*50L*2T	φ0.80	1.6	4	50
D0.81*1.62*D4*50L*2T	φ0.81	1.62	4	50
D0.82*1.64*D4*50L*2T	φ0.82	1.64	4	50
D0.83*1.66*D4*50L*2T	φ0.83	1.66	4	50
D0.84*1.68*D4*50L*2T	φ0.84	1.68	4	50
D0.85*1.7*D4*50L*2T	φ0.85	1.7	4	50
D0.86*1.72*D4*50L*2T	φ0.86	1.72	4	50
D0.87*1.74*D4*50L*2T	φ0.87	1.74	4	50
D0.88*1.76*D4*50L*2T	φ0.88	1.76	4	50
D0.89*1.78*D4*50L*2T	φ0.89	1.78	4	50
D0.9*1.8*D4*50L*2T	φ0.90	1.8	4	50
D0.95*1.9*D4*50L*2T	φ0.95	1.9	4	50

604F 模架铣刀（4F）

604F Die Set Milling Cutter (4F)

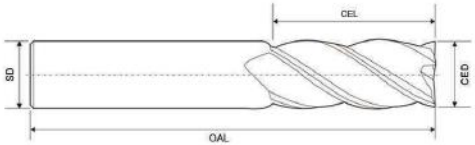

AlxSiN | MG Carbide

技术参数/ Technology Parameters

被切削材料應用表（最適用● / ○適用）										
碳素鋼/合金鋼 Carbon Steel/ Alloy Steel	合金鋼/工具 Alloy Steel Tool Steel	合金鋼/工具 Alloy Steel Tool Steel	調質鋼 Hardened Steel	調質鋼 Hardened Steel	鑄鐵 Castiron	不銹鋼 Stainless Steel	銅/鋁 Copper Aluminum	鈦合金 Titanium Alloy	鎳 Nickel	耐熱鋼 Heat Resistant Steel
S45C,S50C,SCM	S45C,SKT,SKD	S45C,SKT,SKD	SKT,SKD	SKT,SKD	FC/FCD	SUS304	-	-	-	-
HRC<20	HRC<20~30	HRC<30~40	HRC<45~55	HRC<55~60	-	-	-	-	-	-
●	●	●	●	●	○	○		○	○	○

规格 (Specifications)	刃径 (CED)	刃长 (CEL)	柄径 (SD)	总长 (OAL)
D6*18*D6*50L*4T	6	18	6	50
D8*24*D8*60L*4T	8	24	8	60
D8*35*D8*75L*4T	8	35	8	75
D8*45*D8*100L*4T	8	45	8	100
D10*35*D10*75L*4T	10	35	10	75
D10*30*D10*75L*4T	10	30	10	75
D10*45*D10*100L*4T	10	45	10	100
D10*50*D10*100L*4T	10	50	10	100
D12*36*D12*75L*4T	12	36	12	75
D12*50*D12*100L*4T	12	50	12	100
D12*55*D12*100L*4T	12	55	12	100

YH634A 高硬钨钢铣刀（4F）

YH634A High Hard Tungsten Steel Endmill (4F)

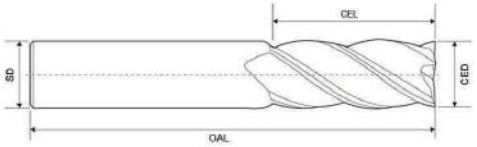

TixSiN | MG Carbide

技术参数/ Technology Parameters

被切削材料應用表（最適用● / ○適用）										
碳素鋼/合金鋼 Carbon Steel/ Alloy Steel	合金鋼/工具 Alloy Steel Tool Steel	合金鋼/工具 Alloy Steel Tool Steel	調質鋼 Hardened Steel	調質鋼 Hardened Steel	鑄鐵 Castiron	不銹鋼 Stainless Steel	銅/鋁 Copper Aluminum	鈦合金 Titanium Alloy	鎳 Nickel	耐熱鋼 Heat Resistant Steel
S45C,S50C,SCM	S45C,SKT,SKD	S45C,SKT,SKD	SKT,SKD	SKT,SKD	FC/FCD	SUS304	-	-	-	-
HRC<20	HRC<20~30	HRC<30~40	HRC<45~55	HRC<55~60	-	-	-	-	-	-
●	●	●	●	●	○	○		○	○	○

规格 (Specification)	刃径 (CED)	刃长 (CEL)	柄径 (SD)	总长 (OAL)
D1*3*D4*100L*4T	1	3	4	100
D1*3*D4*50L*4T	1	3	4	50
D1*3*D4*75L*4T	1	3	4	75
D1.5*4*D4*50L*4T	1.5	4	4	50
D1.5*4.5*D4*100L*4T	1.5	4.5	4	100
D1.5*4.5*D4*75L*4T	1.5	4.5	4	75
D2*5*D4*50L*4T	2	5	4	50
D2*6*D4*100L*4T	2	6	4	100
D2*6*D4*75L*4T	2	6	4	75
D2.5*6.5*D4*50L*4T	2.5	6.5	4	50
D2.5*7.5*D4*100L*4T	2.5	7.5	4	100
D2.5*7.5*D4*75L*4T	2.5	7.5	4	75
D20*40*D20*100L*4T	20	40	20	100
D20*75*D20*150L*4T	20	75	20	150
D3*9*D3*50L*4T	3	9	3	50
D3*9*D4*100L*4T	3	9	4	100
D3*9*D4*50L*4T	3	9	4	50
D3*9*D4*75L*4T	3	9	4	75
D4*12*D4*50L*4T	4	12	4	50
D4*20*D4*100L*4T	4	20	4	100
D4*20*D4*75L*4T	4	20	4	75
D5*12.5*D5*50L*4T	5	12.5	5	50
D5*12.5*D6*50L*4T	5	12.5	6	50
D5*30*D6*100L*4T	5	30	6	100
D6*15*D6*50L*4T	6	15	6	50
D6*20*D6*75L*4T	6	20	6	75
D6*25*D6*150L*4T	6	25	6	150
D6*30*D6*100L*4T	6	30	6	100
D8*20*D8*60L*4T	8	20	8	60
D8*20*D8*75L*4T	8	20	8	75
D8*32*D8*150L*4T	8	32	8	150
D8*40*D8*100L*4T	8	40	8	100
D10*25*D10*75L*4T	10	25	10	75
D10*40*D10*100L*4T	10	40	10	100
D10*45*D10*150L*4T	10	45	10	150
D12*30*D12*75L*4T	12	30	12	75
D12*45*D12*100L*4T	12	45	12	100
D12*60*D12*150L*4T	12	60	12	150
D16*50L*D16*100L*4T	16	50	16	100
D16*70*D16*150L*4T	16	70	16	150

YA552C 铝用倒角刀（2F）

YA552C Chamfer Endmill For Aluminum (2F)

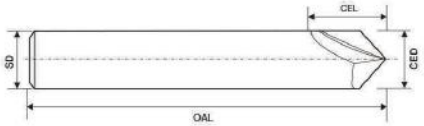

技术参数/ Technology Parameters

MG Carbide

被切削材料應用表（最適用● / ○適用）										
碳素鋼/合金鋼 Carbon Steel/ Alloy Steel	合金鋼/工具 Alloy Steel Tool Steel	合金鋼/工具 Alloy Steel Tool Steel	調質鋼 Hardened Steel	調質鋼 Hardened Steel	鑄鐵 Castiron	不銹鋼 Stainless Steel	銅/鋁 Copper Aluminum	鈦合金 Titanium Alloy	鎳 Nickel	耐熱鋼 Heat Resistant Steel
S45C,S50C,SCM	S45C,SKT,SKD	S45C,SKT,SKD	SKT,SKD	SKT,SKD	FC/FCD	SUS304	-	-	-	-
HRC<20	HRC<20~30	HRC<30~40	HRC<45~55	HRC<55~60	-	-	-	-	-	-
							●			

规格 (Specification)	刃径 (CED)	角度 (A)	刃长 (CEL)	柄径 (SD)	总长 (OAL)
D1*60°*3*D4*50L*2T	1	60°	3	4	50
D2*60°*6*D4*50L*2T	2		6	4	50
D2.5*60°*7.5*D4*50L*2T	2.5		7.5	4	50
D3*60°*9*D3*50L*2T	3		9	3	50
D3*60°*9*D4*50L*2T	3		9	4	50
D4*60°*12*D4*50L*2T	4		12	4	50
D5*60°*15*D5*50L*2T	5		15	5	50
D6*60°*18*D4*50L*2T	6		18	6	50
D8*60°*24*D4*60L*2T	8		24	8	60
D10*60°*30*D10*75L*2T	10		30	10	75
D12*60°*36*D12*75L*2T	12		36	12	75
D1*90°*3*D4*50L*2T	1	90°	3	4	50
D2*90°*6*D4*50L*2T	2		6	4	50
D2.5*90°*7.5*D4*50L*2T	2.5		7.5	4	50
D3*90°*9*D3*50L*2T	3		9	3	50
D3*90°*9*D4*50L*2T	3		9	4	50
D3.5*90°*10.5*D4*50L*2T	3.5		10.5	4	50
D4*90°*12*D4*50L*2T	4		12	4	50
D5*90°*15*D5*50L*2T	5		15	5	50
D6*90°*18*D6*50L*2T	6		18	6	50
D8*90°*24*D8*60L*2T	8		24	8	60
D10*90°*30*D10*75L*2T	10		30	10	75
D12*90°*36*D12*75L*2T	12		36	12	75
D1*120°*3*D4*50L*2T	1	120°	3	4	50
D1.5*120°*4.5*D4*50L*2T	1.5		4.5	4	50
D2*120°*6*D4*50L*2T	2		6	4	50
D2.5*120°*7.5*D4*50L*2T	2.5		7.5	4	50
D3*120°*9*D3*50L*2T	3		9	3	50
D4*120°*12*D4*50L*2T	4		12	4	50
D5*120°*15*D5*50L*2T	5		15	5	50
D6*120°*18*D6*50L*2T	6		18	6	50
D8*120°*24*D8*60L*2T	8		24	8	60
D10*120°*30*D10*75L*2T	10		30	10	75
D12*120°*36*D12*75L*2T	12		36	12	75

YP552C 钨钢倒角刀（2F）

YP552C Chamfer Endmill (2F)

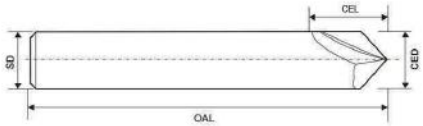

技术参数/ Technology Parameters

AiTiN MG Carbide

被切削材料應用表（最適用● / ○適用）										
碳素鋼/合金鋼 Carbon Steel/ Alloy Steel	合金鋼/工具 Alloy Steel Tool Steel	合金鋼/工具 Alloy Steel Tool Steel	調質鋼 Hardened Steel	調質鋼 Hardened Steel	鑄鐵 Castiron	不銹鋼 Stainless Steel	銅/鋁 Copper Aluminum	鈦合金 Titanium Alloy	鎳 Nickel	耐熱鋼 Heat Resistant Steel
S45C,S50C,SCM	S45C,SKT,SKD	S45C,SKT,SKD	SKT,SKD	SKT,SKD	FC/FCD	SUS304	-	-	-	-
HRC<20	HRC<20~30	HRC<30~40	HRC<45~55	HRC<55~60	-	-	-	-	-	-
●	●	●	●		○	○				

规格 (Specification)	刃径 (CED)	角度 (A)	刃长 (CEL)	柄径 (SD)	总长 (OAL)
D1*60°*3*D4*50L*2T	1	60°	3	4	50
D2*60°*6*D4*50L*2T	2		6	4	50
D2.5*60°*7.5*D4*50L*2T	2.5		7.5	4	50
D3*60°*9*D3*50L*2T	3		9	3	50
D3*60°*9*D4*50L*2T	3		9	4	50
D4*60°*12*D4*50L*2T	4		12	4	50
D5*60°*15*D5*50L*2T	5		15	5	50
D6*60°*18*D4*50L*2T	6		18	6	50
D8*60°*24*D4*60L*2T	8		24	8	60
D10*60°*30*D10*75L*2T	10		30	10	75
D12*60°*36*D12*75L*2T	12		36	12	75
D1*90°*3*D4*50L*2T	1	90°	3	4	50
D2*90°*6*D4*50L*2T	2		6	4	50
D2.5*90°*7.5*D4*50L*2T	2.5		7.5	4	50
D3*90°*9*D3*50L*2T	3		9	3	50
D3*90°*9*D4*50L*2T	3		9	4	50
D3.5*90°*10.5*D4*50L*2T	3.5		10.5	4	50
D4*90°*12*D4*50L*2T	4		12	4	50
D5*90°*15*D5*50L*2T	5		15	5	50
D6*90°*18*D6*50L*2T	6		18	6	50
D8*90°*24*D8*60L*2T	8		24	8	60
D10*90°*30*D10*75L*2T	10		30	10	75
D12*90°*36*D12*75L*2T	12		36	12	75
D1*120°*3*D4*50L*2T	1	120°	3	4	50
D1.5*120°*4.5*D4*50L*2T	1.5		4.5	4	50
D2*120°*6*D4*50L*2T	2		6	4	50
D2.5*120°*7.5*D4*50L*2T	2.5		7.5	4	50
D3*120°*9*D3*50L*2T	3		9	3	50
D4*120°*12*D4*50L*2T	4		12	4	50
D5*120°*15*D5*50L*2T	5		15	5	50
D6*120°*18*D6*50L*2T	6		18	6	50
D8*120°*24*D8*60L*2T	8		24	8	60
D10*120°*30*D10*75L*2T	10		30	10	75
D12*120°*36*D12*75L*2T	12		36	12	75

YA552LG 铝用长颈型立铣刀（2F）

YA552LG Long Neck Endmill For Aluminum (2F)

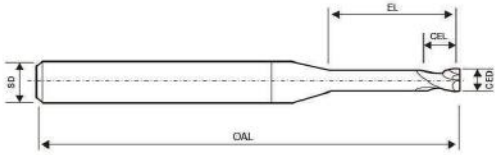

MG Carbide

技术参数/ Technology Parameters

被切削材料應用表（最適用● / ○適用）										
碳素鋼/合金鋼 Carbon Steel/ Alloy Steel	合金鋼/工具 Alloy Steel Tool Steel	合金鋼/工具 Alloy Steel Tool Steel	調質鋼 Hardened Steel	調質鋼 Hardened Steel	鑄鐵 Castiron	不銹鋼 Stainless Steel	銅/鋁 Copper Aluminum	鈦合金 Titanium Alloy	鎳 Nickel	耐熱鋼 Heat Resistant Steel
S45C,S50C,SCM	S45C,SKT,SKD	S45C,SKT,SKD	SKT,SKD	SKT,SKD	FC/FCD	SUS304	-	-	-	-
HRC<20	HRC<20-30	HRC<30-40	HRC<45-55	HRC<55-60	-	-	-	-	-	-
							●			

规格 (Specification)	刃径 (CED)	刃长 (CEL)	颈径 (ND)	有效长长度 (EL)	柄径 (SD)	总长 (OAL)
D0.2*0.4*d0.175*1*D4*50L*2T	φ0.2	0.4	0.175	1	4	50
D0.2*0.4*d0.175*1.5*D4*50L*2T				1.5		
D0.2*0.4*d0.175*2*D4*50L*2T				2		
D0.3*0.6*d0.275*1*D4*50L*2T	φ0.3	0.6	0.275	1	4	50
D0.3*0.6*d0.275*1.5*D4*50L*2T				1.5		
D0.3*0.6*d0.275*2*D4*50L*2T				2		
D0.3*0.6*d0.275*2.5*D4*50L*2T				2.5		
D0.3*0.6*d0.275*3*D4*50L*2T				3		
D0.3*0.6*d0.275*3.5*D4*50L*2T				3.5		
D0.3*0.6*d0.275*4*D4*50L*2T				4		
D0.4*0.8*d0.375*1.5*D4*50L*2T	φ0.4	0.8	0.375	1.5	4	50
D0.4*0.8*d0.375*2*D4*50L*2T				2		
D0.4*0.8*d0.375*3*D4*50L*2T				3		
D0.4*0.8*d0.375*4*D4*50L*2T				4		
D0.4*0.8*d0.375*5*D4*50L*2T				5		
D0.4*0.8*d0.375*6*D4*50L*2T				6		
D0.5*1*d0.47*1.5*D4*50L*2T	φ0.5	1	0.47	1.5	4	50
D0.5*1*d0.47*2*D4*50L*2T				2		
D0.5*1*d0.47*3*D4*50L*2T				3		
D0.5*1*d0.47*4*D4*50L*2T				4		
D0.5*1*d0.47*5*D4*50L*2T				5		
D0.5*1*d0.47*6*D4*50L*2T				6		
D0.5*1*d0.47*8*D4*50L*2T				8		
D0.5*1*d0.47*10*D4*50L*2T				10		
D0.6*1.2*d0.57*2*D4*50L*2T	φ0.6	1.2	0.57	2	4	50
D0.6*1.2*d0.57*3*D4*50L*2T				3		
D0.6*1.2*d0.57*4*D4*50L*2T				4		
D0.6*1.2*d0.57*5*D4*50L*2T				5		
D0.6*1.2*d0.57*2*D6*50L*2T				6		
D0.6*1.2*d0.57*2*D8*50L*2T				8		
D0.6*1.2*d0.57*2*D10*50L*2T				10		
D0.6*1.2*d0.57*2*D12*50L*2T				12		

YA552LG 铝用长颈型立铣刀（2F）

YA552LG Long Neck Endmill For Aluminum (2F)

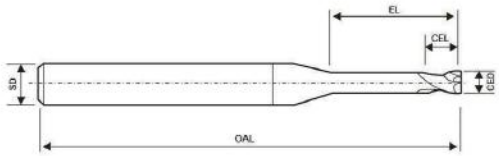

MG Carbide

技术参数/ Technology Parameters

被切削材料應用表（最適用● / ○適用）										
碳素鋼/合金鋼 Carbon Steel/ Alloy Steel	合金鋼/工具 Alloy Steel Tool Steel	合金鋼/工具 Alloy Steel Tool Steel	調質鋼 Hardened Steel	調質鋼 Hardened Steel	鑄鐵 Castiron	不銹鋼 Stainless Steel	銅/鋁 Copper Aluminum	鈦合金 Titanium Alloy	鎳 Nickel	耐熱鋼 Heat Resistant Steel
S45C,S50C,SCM	S45C,SKT,SKD	S45C,SKT,SKD	SKT,SKD	SKT,SKD	FC/FCD	SUS304	-	-	-	-
HRC<20	HRC<20-30	HRC<30-40	HRC<45-55	HRC<55-60	-	-	-	-	-	-
							●			

规格 (Specification)	刃径 (CED)	刃长 (CEL)	颈径 (ND)	有效长长度 (EL)	柄径 (SD)	总长 (OAL)
D0.7*1.4*d0.67*3*D4*50L*2T	φ0.7	1.4	0.67	3	4	50
D0.7*1.4*d0.67*4*D4*50L*2T				4		
D0.7*1.4*d0.67*3*D6*50L*2T				6		
D0.7*1.4*d0.67*3*D8*50L*2T				8		
D0.7*1.4*d0.67*3*D10*50L*2T				10		
D0.8*1.6*d0.77*2*D4*50L*2T	φ0.8	1.6	0.77	2	4	50
D0.8*1.6*d0.77*3*D4*50L*2T				3		
D0.8*1.6*d0.77*4*D4*50L*2T				4		
D0.8*1.6*d0.77*5*D4*50L*2T				5		
D0.8*1.6*d0.77*6*D4*50L*2T				6		
D0.8*1.6*d0.77*8*D4*50L*2T				8		
D0.8*1.6*d0.77*10*D4*50L*2T				10		
D0.8*1.6*d0.77*12*D4*50L*2T				12		
D0.9*1.8*d0.87*3*D4*50L*2T	φ0.9	1.8	0.87	3	4	50
D0.9*1.8*d0.87*4*D4*50L*2T				4		
D0.9*1.8*d0.87*6*D4*50L*2T				6		
D0.9*1.8*d0.87*8*D4*50L*2T				8		
D0.9*1.8*d0.87*10*D4*50L*2T				10		
D1*2*d0.97*4*D4*50L*2T	φ1.0	2	0.97	4	4	50
D1*2*d0.97*5*D4*50L*2T				5		
D1*2*d0.97*6*D4*50L*2T				6		
D1*2*d0.97*8*D4*50L*2T				8		
D1*2*d0.97*10*D4*50L*2T				10		
D1*2*d0.97*12*D4*50L*2T				12		
D1*2*d0.97*14*D4*50L*2T				14		
D1*2*d0.97*15*D4*50L*2T				15		
D1*2*d0.97*16*D4*50L*2T				16		
D1*2*d0.97*18*D4*50L*2T				18		
D1*2*d0.97*20*D4*50L*2T				20		
D1*2*d0.97*25*D4*60L*2T				25		60
D1*2*d0.97*30*D4*60L*2T				30		

YA552LG 铝用长颈型立铣刀（2F）

YA552LG Long Neck Endmill For Aluminum (2F)

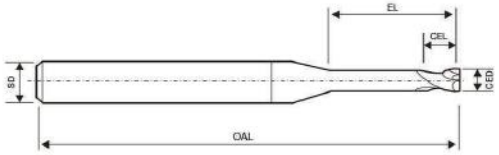

MG Carbide

技术参数/ Technology Parameters

被切削材料應用表（最適用● / ○適用）										
碳素鋼/合金鋼 Carbon Steel/ Alloy Steel	合金鋼/工具 Alloy Steel Tool Steel	合金鋼/工具 Alloy Steel Tool Steel	調質鋼 Hardened Steel	調質鋼 Hardened Steel	鑄鐵 Castiron	不銹鋼 Stainless Steel	銅/鋁 Copper Aluminum	鈦合金 Titanium Alloy	鎳 Nickel	耐熱鋼 Heat Resistant Steel
S45C,S50C,SCM	S45C,SKT,SKD	S45C,SKT,SKD	SKT,SKD	SKT,SKD	FC/FCD	SUS304	-	-	-	-
HRC<20	HRC<20-30	HRC<30-40	HRC<45-55	HRC<55-60	-	-	-	-	-	-
							●			

规格 (Specification)	刃径 (CED)	刃长 (CEL)	颈径 (ND)	有效长长度 (EL)	柄径 (SD)	总长 (OAL)
D1.1*2.2*d1.065*6*D4*50L*2T	φ1.1	2.2	1.065	6	4	50
D1.1*2.2*d1.065*8*D4*50L*2T				8		
D1.1*2.2*d1.065*10*D4*50L*2T				10		
D1.1*2.2*d1.065*12*D4*50L*2T				12		
D1.1*2.2*d1.065*14*D4*50L*2T				14		
D1.1*2.2*d1.065*16*D4*50L*2T				16		
D1.1*2.2*d1.065*18*D4*50L*2T				18		
D1.1*2.2*d1.065*20*D4*50L*2T				20		
D1.2*2.4*d1.165*D6*D4*50L*2T	φ1.2	2.4	1.165	6	4	50
D1.2*2.4*d1.165*D8*D4*50L*2T				8		
D1.2*2.4*d1.165*D10*D4*50L*2T				10		
D1.2*2.4*d1.165*D12*D4*50L*2T				12		
D1.2*2.4*d1.165*D14*D4*50L*2T				14		
D1.2*2.4*d1.165*D16*D4*50L*2T				16		
D1.2*2.4*d1.165*D18*D4*50L*2T				18		
D1.2*2.4*d1.165*D20*D4*50L*2T				20		
D1.3*2.6*d1.265*6*D4*50L*2T	φ1.3	2.6	1.265	6	4	50
D1.3*2.6*d1.265*8*D4*50L*2T				8		
D1.3*2.6*d1.265*10*D4*50L*2T				10		
D1.3*2.6*d1.265*12*D4*50L*2T				12		
D1.3*2.6*d1.265*14*D4*50L*2T				14		
D1.3*2.6*d1.265*16*D4*50L*2T				16		
D1.3*2.6*d1.265*18*D4*50L*2T				18		
D1.3*2.6*d1.265*20*D4*50L*2T				20		
D1.4*2.8*d1.365*6*D4*50L*2T	φ1.4	2.8	1.365	6	4	50
D1.4*2.8*d1.365*8*D4*50L*2T				8		
D1.4*2.8*d1.365*10*D4*50L*2T				10		
D1.4*2.8*d1.365*12*D4*50L*2T				12		
D1.4*2.8*d1.365*14*D4*50L*2T				14		
D1.4*2.8*d1.365*16*D4*50L*2T				16		
D1.4*2.8*d1.365*18*D4*50L*2T				18		
D1.4*2.8*d1.365*20*D4*50L*2T				20		

YA552LG 铝用长颈型立铣刀（2F）

YA552LG Long Neck Endmill For Aluminum (2F)

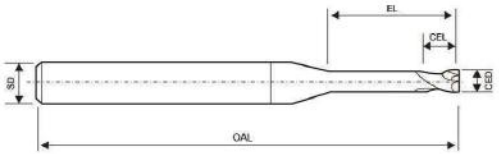

MG Carbide

技术参数/ Technology Parameters

被切削材料應用表（最適用● / ○適用）										
碳素鋼/合金鋼 Carbon Steel/ Alloy Steel	合金鋼/工具 Alloy Steel Tool Steel	合金鋼/工具 Alloy Steel Tool Steel	調質鋼 Hardened Steel	調質鋼 Hardened Steel	鑄鐵 Castiron	不銹鋼 Stainless Steel	銅/鋁 Copper Aluminum	鈦合金 Titanium Alloy	鎳 Nickel	耐熱鋼 Heat Resistant Steel
S45C,S50C,SCM	S45C,SKT,SKD	S45C,SKT,SKD	SKT,SKD	SKT,SKD	FC/FCD	SUS304	-	-	-	-
HRC<20	HRC<20-30	HRC<30-40	HRC<45-55	HRC<55-60	-	-	-	-	-	-
							●			

规格 (Specification)	刃径 (CED)	刃长 (CEL)	颈径 (ND)	有效长长度 (EL)	柄径 (SD)	总长 (OAL)
D1.4*2.8*d1.365*6*D4*50L*2T	φ1.4	2.8	1.365	6	4	50
D1.4*2.8*d1.365*8*D4*50L*2T				8		
D1.4*2.8*d1.365*10*D4*50L*2T				10		
D1.4*2.8*d1.365*12*D4*50L*2T				12		
D1.4*2.8*d1.365*14*D4*50L*2T				14		
D1.4*2.8*d1.365*16*D4*50L*2T				16		
D1.4*2.8*d1.365*18*D4*50L*2T				18		
D1.4*2.8*d1.365*20*D4*50L*2T				20		
D1.5*3*d1.465*6*D4*50L*2T	φ1.5	3	1.465	6	4	50
D1.5*3*d1.465*8*D4*50L*2T				8		
D1.5*3*d1.465*10*D4*50L*2T				10		
D1.5*3*d1.465*12*D4*50L*2T				12		
D1.5*3*d1.465*14*D4*50L*2T				14		
D1.5*3*d1.465*15*D4*50L*2T				15		
D1.5*3*d1.465*16*D4*50L*2T				16		
D1.5*3*d1.465*18*D4*50L*2T				18		
D1.5*3*d1.465*20*D4*50L*2T				20		
D1.5*3*d1.465*25*D4*60L*2T				25		60
D1.5*3*d1.465*30*D4*60L*2T				30		
D1.6*3.2*d1.565*6*D4*50L*2T	φ1.6	3.2	1.565	6	4	50
D1.6*3.2*d1.565*8*D4*50L*2T				8		
D1.6*3.2*d1.565*10*D4*50L*2T				10		
D1.6*3.2*d1.565*12*D4*50L*2T				12		
D1.6*3.2*d1.565*14*D4*50L*2T				14		
D1.6*3.2*d1.565*16*D4*50L*2T				16		
D1.6*3.2*d1.565*18*D4*50L*2T				18		
D1.6*3.2*d1.565*20*D4*50L*2T				20		
D1.7*3.4*d1.665*8*D4*50L*2T	φ1.7	3.4	1.665	8	4	50
D1.7*3.4*d1.665*10*D4*50L*2T				10		
D1.7*3.4*d1.665*12*D4*50L*2T				12		
D1.7*3.4*d1.665*14*D4*50L*2T				14		
D1.7*3.4*d1.665*16*D4*50L*2T				16		
D1.7*3.4*d1.665*18*D4*50L*2T				18		
D1.7*3.4*d1.665*20*D4*50L*2T				20		

YA552LG 铝用长颈型立铣刀（2F）

YA552LG Long Neck Endmill For Aluminum (2F)

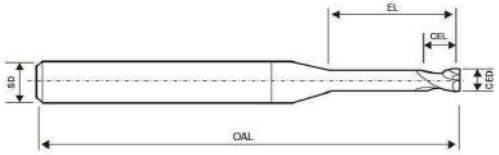

MG Carbide

技术参数/ Technology Parameters

被切削材料應用表（最適用● / ○適用）										
碳素鋼/合金鋼 Carbon Steel/ Alloy Steel	合金鋼/工具 Alloy Steel Tool Steel	合金鋼/工具 Alloy Steel Tool Steel	調質鋼 Hardened Steel	調質鋼 Hardened Steel	鑄鐵 Castiron	不銹鋼 Stainless Steel	銅/鋁 Copper Aluminum	鈦合金 Titanium Alloy	鎳 Nickel	耐熱鋼 Heat Resistant Steel
S45C,S50C,SCM	S45C,SKT,SKD	S45C,SKT,SKD	SKT,SKD	SKT,SKD	FC/FCD	SUS304	-	-	-	-
HRC<20	HRC<20~30	HRC<30~40	HRC<45~55	HRC<55~60	-	-	-	-	-	-
							●			

规格 (Specification)	刃径 (CED)	刃长 (CEL)	颈径 (ND)	有效长长度 (EL)	柄径 (SD)	总长 (OAL)
D1.8*3.6*d1.765*8*D4*50L*2T	φ1.8	3.6	1.765	8	4	50
D1.8*3.6*d1.765*10*D4*50L*2T				10		
D1.8*3.6*d1.765*12*D4*50L*2T				12		
D1.8*3.6*d1.765*14*D4*50L*2T				14		
D1.8*3.6*d1.765*16*D4*50L*2T				16		
D1.8*3.6*d1.765*18*D4*50L*2T				18		
D1.8*3.6*d1.765*20*D4*50L*2T				20		
D2*4*d1.96*8*D4*50L*2T	φ2.0	4	1.96	8	4	50
D2*4*d1.96*10*D4*50L*2T				10		
D2*4*d1.96*12*D4*50L*2T				12		
D2*4*d1.96*14*D4*50L*2T				14		
D2*4*d1.96*15*D4*50L*2T				15		
D2*4*d1.96*16*D4*50L*2T				16		
D2*4*d1.96*18*D4*50L*2T				18		
D2*4*d1.96*20*D4*50L*2T				20		
D2*4*d1.96*25*D4*60L*2T				25		60
D2*4*d1.96*30*D4*60L*2T				30		
D2.5*5*d2.46*8*D4*50L*2T	φ2.5	5	2.46	8	4	50
D2.5*5*d2.46*8*D4*50L*2T				10		
D2.5*5*d2.46*8*D4*50L*2T				12		
D2.5*5*d2.46*8*D4*50L*2T				14		
D2.5*5*d2.46*16*D4*50L*2T				16		
D2.5*5*d2.46*18*D4*50L*2T				18		
D2.5*5*d2.46*20*D4*50L*2T				20		
D2.5*5*d2.46*25*D4*60L*2T				25		60
D2.5*5*d2.46*30*D4*60L*2T				30		
D3*6*d2.95*10*D4*50L*2T	φ3.0	6	2.95	10	4	50
D3*6*d2.95*12*D4*50L*2T				12		
D3*6*d2.95*14*D4*50L*2T				14		
D3*6*d2.95*15*D4*50L*2T				15		
D3*6*d2.95*16*D4*50L*2T				16		
D3*6*d2.95*18*D4*50L*2T				18		
D3*6*d2.95*20*D4*50L*2T				20		
D3*6*d2.95*25*D4*60L*2T				25		60
D3*6*d2.95*30*D4*60L*2T				30		

YP552LG 钨钢长颈型立铣刀（2F）

YP552LG Long Neck Endmill For Steel (2F)

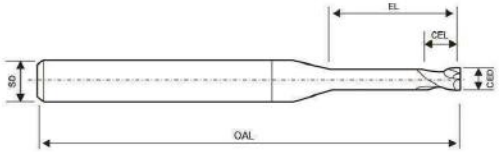

AlTiN MG Carbide

技术参数/ Technology Parameters

被切削材料應用表（最適用● / ○適用）										
碳素鋼/合金鋼 Carbon Steel/ Alloy Steel	合金鋼/工具 Alloy Steel Tool Steel	合金鋼/工具 Alloy Steel Tool Steel	調質鋼 Hardened Steel	調質鋼 Hardened Steel	鑄鐵 Castiron	不銹鋼 Stainless Steel	銅/鋁 Copper Aluminum	鈦合金 Titanium Alloy	鎳 Nickel	耐熱鋼 Heat Resistant Steel
S45C,S50C,SCM	S45C,SKT,SKD	S45C,SKT,SKD	SKT,SKD	SKT,SKD	FC/FCD	SUS304	-	-	-	-
HRC<20	HRC<20~30	HRC<30~40	HRC<45~55	HRC<55~60	-	-	-	-	-	-
●	●	●	●		○					

规格 (Specification)	刃径 (CED)	刃长 (CEL)	颈径 (ND)	有效长长度 (EL)	柄径 (SD)	总长 (OAL)
D0.2*0.4*d0.175*1*D4*50L*2T	φ0.2	0.4	0.175	1	4	50
D0.2*0.4*d0.175*1.5*D4*50L*2T				1.5		
D0.2*0.4*d0.175*2*D4*50L*2T				2		
D0.3*0.6*d0.275*1*D4*50L*2T	φ0.3	0.6	0.275	1	4	50
D0.3*0.6*d0.275*1.5*D4*50L*2T				1.5		
D0.3*0.6*d0.275*2*D4*50L*2T				2		
D0.3*0.6*d0.275*2.5*D4*50L*2T				2.5		
D0.3*0.6*d0.275*3*D4*50L*2T				3		
D0.3*0.6*d0.275*3.5*D4*50L*2T				3.5		
D0.3*0.6*d0.275*4*D4*50L*2T				4		
D0.4*0.8*d0.375*1.5*D4*50L*2T	φ0.4	0.8	0.375	1.5	4	50
D0.4*0.8*d0.375*2*D4*50L*2T				2		
D0.4*0.8*d0.375*3*D4*50L*2T				3		
D0.4*0.8*d0.375*4*D4*50L*2T				4		
D0.4*0.8*d0.375*5*D4*50L*2T				5		
D0.4*0.8*d0.375*6*D4*50L*2T				6		
D0.5*1*d0.47*1.5*D4*50L*2T	φ0.5	1	0.47	1.5	4	50
D0.5*1*d0.47*2*D4*50L*2T				2		
D0.5*1*d0.47*3*D4*50L*2T				3		
D0.5*1*d0.47*4*D4*50L*2T				4		
D0.5*1*d0.47*5*D4*50L*2T				5		
D0.5*1*d0.47*6*D4*50L*2T				6		
D0.5*1*d0.47*8*D4*50L*2T				8		
D0.5*1*d0.47*10*D4*50L*2T				10		
D0.6*1.2*d0.57*2*D4*50L*2T	φ0.6	1.2	0.57	2	4	50
D0.6*1.2*d0.57*3*D4*50L*2T				3		
D0.6*1.2*d0.57*4*D4*50L*2T				4		
D0.6*1.2*d0.57*5*D4*50L*2T				5		
D0.6*1.2*d0.57*2*D6*50L*2T				6		
D0.6*1.2*d0.57*2*D8*50L*2T				8		
D0.6*1.2*d0.57*2*D10*50L*2T				10		
D0.6*1.2*d0.57*2*D12*50L*2T				12		

YP552LG 钨钢长颈型立铣刀（2F）

YP552LG Long Neck Endmill For Steel (2F)

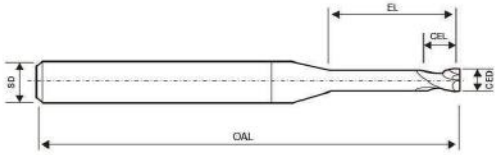

AlTiN MG Carbide

技术参数/ Technology Parameters

被切削材料應用表（最適用● / ○適用）										
碳素鋼/合金鋼 Carbon Steel/ Alloy Steel	合金鋼/工具 Alloy Steel Tool Steel	合金鋼/工具 Alloy Steel Tool Steel	調質鋼 Hardened Steel	調質鋼 Hardened Steel	鑄鐵 Castiron	不銹鋼 Stainless Steel	銅/鋁 Copper Aluminum	鈦合金 Titanium Alloy	鎳 Nickel	耐熱鋼 Heat Resistant Steel
S45C,S50C,SCM	S45C,SKT,SKD	S45C,SKT,SKD	SKT,SKD	SKT,SKD	FC/FCD	SUS304	-	-	-	-
HRC<20	HRC<20-30	HRC<30-40	HRC<45-55	HRC<55-60	-	-	-	-	-	-
●	●	●	●		○					

规格 (Specification)	刃径 (CED)	刃长 (CEL)	颈径 (ND)	有效长长度 (EL)	柄径 (SD)	总长 (OAL)
D0.7*1.4*d0.67*3*D4*50L*2T	φ0.7	1.4	0.67	3	4	50
D0.7*1.4*d0.67*4*D4*50L*2T				4		
D0.7*1.4*d0.67*3*D6*50L*2T				6		
D0.7*1.4*d0.67*3*D8*50L*2T				8		
D0.7*1.4*d0.67*3*D10*50L*2T				10		
D0.8*1.6*d0.77*2*D4*50L*2T	φ0.8	1.6	0.77	2	4	50
D0.8*1.6*d0.77*3*D4*50L*2T				3		
D0.8*1.6*d0.77*4*D4*50L*2T				4		
D0.8*1.6*d0.77*5*D4*50L*2T				5		
D0.8*1.6*d0.77*6*D4*50L*2T				6		
D0.8*1.6*d0.77*8*D4*50L*2T				8		
D0.8*1.6*d0.77*10*D4*50L*2T				10		
D0.8*1.6*d0.77*12*D4*50L*2T				12		
D0.9*1.8*d0.87*3*D4*50L*2T	φ0.9	1.8	0.87	3	4	50
D0.9*1.8*d0.87*4*D4*50L*2T				4		
D0.9*1.8*d0.87*6*D4*50L*2T				6		
D0.9*1.8*d0.87*8*D4*50L*2T				8		
D0.9*1.8*d0.87*10*D4*50L*2T				10		
D1*2*d0.97*4*D4*50L*2T	φ1.0	2	0.97	4	4	50
D1*2*d0.97*5*D4*50L*2T				5		
D1*2*d0.97*6*D4*50L*2T				6		
D1*2*d0.97*8*D4*50L*2T				8		
D1*2*d0.97*10*D4*50L*2T				10		
D1*2*d0.97*12*D4*50L*2T				12		
D1*2*d0.97*14*D4*50L*2T				14		
D1*2*d0.97*15*D4*50L*2T				15		
D1*2*d0.97*16*D4*50L*2T				16		
D1*2*d0.97*18*D4*50L*2T				18		
D1*2*d0.97*20*D4*50L*2T				20		
D1*2*d0.97*25*D4*60L*2T				25		60
D1*2*d0.97*30*D4*60L*2T				30		

YP552LG 钨钢长颈型立铣刀（2F）

YP552LG Long Neck Endmill For Steel (2F)

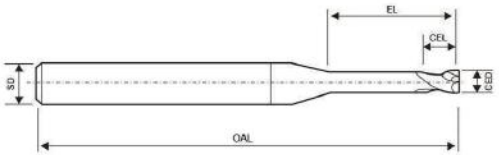

AlTiN MG Carbide

技术参数/ Technology Parameters

被切削材料應用表（最適用● / ○適用）										
碳素鋼/合金鋼 Carbon Steel/ Alloy Steel	合金鋼/工具 Alloy Steel Tool Steel	合金鋼/工具 Alloy Steel Tool Steel	調質鋼 Hardened Steel	調質鋼 Hardened Steel	鑄鐵 Castiron	不銹鋼 Stainless Steel	銅/鋁 Copper Aluminum	鈦合金 Titanium Alloy	鎳 Nickel	耐熱鋼 Heat Resistant Steel
S45C,S50C,SCM	S45C,SKT,SKD	S45C,SKT,SKD	SKT,SKD	SKT,SKD	FC/FCD	SUS304	-	-	-	-
HRC<20	HRC<20-30	HRC<30-40	HRC<45-55	HRC<55-60	-	-	-	-	-	-
●	●	●	●		○					

规格 (Specification)	刃径 (CED)	刃长 (CEL)	颈径 (ND)	有效长长度 (EL)	柄径 (SD)	总长 (OAL)
D1.1*2.2*d1.065*6*D4*50L*2T	φ1.1	2.2	1.065	6	4	50
D1.1*2.2*d1.065*8*D4*50L*2T				8		
D1.1*2.2*d1.065*10*D4*50L*2T				10		
D1.1*2.2*d1.065*12*D4*50L*2T				12		
D1.1*2.2*d1.065*14*D4*50L*2T				14		
D1.1*2.2*d1.065*16*D4*50L*2T				16		
D1.1*2.2*d1.065*18*D4*50L*2T				18		
D1.1*2.2*d1.065*20*D4*50L*2T				20		
D1.2*2.4*d1.165*D6*D4*50L*2T	φ1.2	2.4	1.165	6	4	50
D1.2*2.4*d1.165*D8*D4*50L*2T				8		
D1.2*2.4*d1.165*D10*D4*50L*2T				10		
D1.2*2.4*d1.165*D12*D4*50L*2T				12		
D1.2*2.4*d1.165*D14*D4*50L*2T				14		
D1.2*2.4*d1.165*D16*D4*50L*2T				16		
D1.2*2.4*d1.165*D18*D4*50L*2T				18		
D1.2*2.4*d1.165*D20*D4*50L*2T				20		
D1.3*2.6*d1.265*6*D4*50L*2T	φ1.3	2.6	1.265	6	4	50
D1.3*2.6*d1.265*8*D4*50L*2T				8		
D1.3*2.6*d1.265*10*D4*50L*2T				10		
D1.3*2.6*d1.265*12*D4*50L*2T				12		
D1.3*2.6*d1.265*14*D4*50L*2T				14		
D1.3*2.6*d1.265*16*D4*50L*2T				16		
D1.3*2.6*d1.265*18*D4*50L*2T				18		
D1.3*2.6*d1.265*20*D4*50L*2T				20		
D1.4*2.8*d1.365*6*D4*50L*2T	φ1.4	2.8	1.365	6	4	50
D1.4*2.8*d1.365*8*D4*50L*2T				8		
D1.4*2.8*d1.365*10*D4*50L*2T				10		
D1.4*2.8*d1.365*12*D4*50L*2T				12		
D1.4*2.8*d1.365*14*D4*50L*2T				14		
D1.4*2.8*d1.365*16*D4*50L*2T				16		
D1.4*2.8*d1.365*18*D4*50L*2T				18		
D1.4*2.8*d1.365*20*D4*50L*2T				20		

YP552LG 钨钢长颈型立铣刀（2F）

YP552LG Long Neck Endmill For Steel (2F)

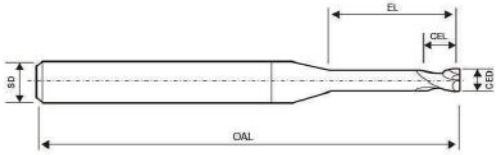

AlTiN | MG Carbide

技术参数/ Technology Parameters

被切削材料應用表（最適用● / ○適用）										
碳素鋼/合金鋼 Carbon Steel/ Alloy Steel	合金鋼/工具 Alloy Steel Tool Steel	合金鋼/工具 Alloy Steel Tool Steel	調質鋼 Hardened Steel	調質鋼 Hardened Steel	鑄鐵 Castiron	不銹鋼 Stainless Steel	銅/鋁 Copper Aluminum	鈦合金 Titanium Alloy	鎳 Nickel	耐熱鋼 Heat Resistant Steel
S45C,S50C,SCM	S45C,SKT,SKD	S45C,SKT,SKD	SKT,SKD	SKT,SKD	FC/FCD	SUS304	-	-	-	-
HRC<20	HRC<20-30	HRC<30-40	HRC<45-55	HRC<55-60	-	-	-	-	-	-
●	●	●	●		○					

规格 (Specification)	刃径 (CED)	刃长 (CEL)	颈径 (ND)	有效长长度 (EL)	柄径 (SD)	总长 (OAL)
D1.4*2.8*d1.365*6*D4*50L*2T	φ1.4	2.8	1.365	6	4	50
D1.4*2.8*d1.365*8*D4*50L*2T				8		
D1.4*2.8*d1.365*10*D4*50L*2T				10		
D1.4*2.8*d1.365*12*D4*50L*2T				12		
D1.4*2.8*d1.365*14*D4*50L*2T				14		
D1.4*2.8*d1.365*16*D4*50L*2T				16		
D1.4*2.8*d1.365*18*D4*50L*2T				18		
D1.4*2.8*d1.365*20*D4*50L*2T				20		
D1.5*3*d1.465*6*D4*50L*2T	φ1.5	3	1.465	6	4	50
D1.5*3*d1.465*8*D4*50L*2T				8		
D1.5*3*d1.465*10*D4*50L*2T				10		
D1.5*3*d1.465*12*D4*50L*2T				12		
D1.5*3*d1.465*14*D4*50L*2T				14		
D1.5*3*d1.465*15*D4*50L*2T				15		
D1.5*3*d1.465*16*D4*50L*2T				16		
D1.5*3*d1.465*18*D4*50L*2T				18		
D1.5*3*d1.465*20*D4*50L*2T				20		
D1.5*3*d1.465*25*D4*60L*2T				25		60
D1.5*3*d1.465*30*D4*60L*2T				30		
D1.6*3.2*d1.565*6*D4*50L*2T	φ1.6	3.2	1.565	6	4	50
D1.6*3.2*d1.565*8*D4*50L*2T				8		
D1.6*3.2*d1.565*10*D4*50L*2T				10		
D1.6*3.2*d1.565*12*D4*50L*2T				12		
D1.6*3.2*d1.565*14*D4*50L*2T				14		
D1.6*3.2*d1.565*16*D4*50L*2T				16		
D1.6*3.2*d1.565*18*D4*50L*2T				18		
D1.6*3.2*d1.565*20*D4*50L*2T				20		
D1.7*3.4*d1.665*8*D4*50L*2T	φ1.7	3.4	1.665	8	4	50
D1.7*3.4*d1.665*10*D4*50L*2T				10		
D1.7*3.4*d1.665*12*D4*50L*2T				12		
D1.7*3.4*d1.665*14*D4*50L*2T				14		
D1.7*3.4*d1.665*16*D4*50L*2T				16		
D1.7*3.4*d1.665*18*D4*50L*2T				18		
D1.7*3.4*d1.665*20*D4*50L*2T				20		

YP552LG 钨钢长颈型立铣刀（2F）

YP552LG Long Neck Endmill For Steel (2F)

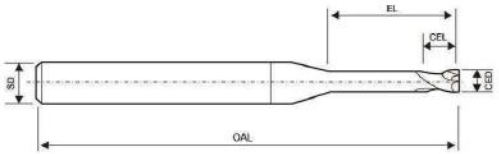

AlTiN | MG Carbide

技术参数/ Technology Parameters

被切削材料應用表（最適用● / ○適用）										
碳素鋼/合金鋼 Carbon Steel/ Alloy Steel	合金鋼/工具 Alloy Steel Tool Steel	合金鋼/工具 Alloy Steel Tool Steel	調質鋼 Hardened Steel	調質鋼 Hardened Steel	鑄鐵 Castiron	不銹鋼 Stainless Steel	銅/鋁 Copper Aluminum	鈦合金 Titanium Alloy	鎳 Nickel	耐熱鋼 Heat Resistant Steel
S45C,S50C,SCM	S45C,SKT,SKD	S45C,SKT,SKD	SKT,SKD	SKT,SKD	FC/FCD	SUS304	-	-	-	-
HRC<20	HRC<20-30	HRC<30-40	HRC<45-55	HRC<55-60	-	-	-	-	-	-
●	●	●	●		○					

规格 (Specification)	刃径 (CED)	刃长 (CEL)	颈径 (ND)	有效长长度 (EL)	柄径 (SD)	总长 (OAL)
D1.8*3.6*d1.765*8*D4*50L*2T	φ1.8	3.6	1.765	8	4	50
D1.8*3.6*d1.765*10*D4*50L*2T				10		
D1.8*3.6*d1.765*12*D4*50L*2T				12		
D1.8*3.6*d1.765*14*D4*50L*2T				14		
D1.8*3.6*d1.765*16*D4*50L*2T				16		
D1.8*3.6*d1.765*18*D4*50L*2T				18		
D1.8*3.6*d1.765*20*D4*50L*2T				20		
D2*4*d1.96*8*D4*50L*2T	φ2.0	4	1.96	8	4	50
D2*4*d1.96*10*D4*50L*2T				10		
D2*4*d1.96*12*D4*50L*2T				12		
D2*4*d1.96*14*D4*50L*2T				14		
D2*4*d1.96*15*D4*50L*2T				15		
D2*4*d1.96*16*D4*50L*2T				16		
D2*4*d1.96*18*D4*50L*2T				18		
D2*4*d1.96*20*D4*50L*2T				20		
D2*4*d1.96*25*D4*60L*2T				25		60
D2*4*d1.96*30*D4*60L*2T				30		
D2.5*5*d2.46*8*D4*50L*2T	φ2.5	5	2.46	8	4	50
D2.5*5*d2.46*8*D4*50L*2T				10		
D2.5*5*d2.46*8*D4*50L*2T				12		
D2.5*5*d2.46*8*D4*50L*2T				14		
D2.5*5*d2.46*16*D4*50L*2T				16		
D2.5*5*d2.46*18*D4*50L*2T				18		
D2.5*5*d2.46*20*D4*50L*2T				20		
D2.5*5*d2.46*25*D4*60L*2T				25		60
D2.5*5*d2.46*30*D4*60L*2T				30		
D3*6*d2.95*10*D4*50L*2T	φ3.0	6	2.95	10	4	50
D3*6*d2.95*12*D4*50L*2T				12		
D3*6*d2.95*14*D4*50L*2T				14		
D3*6*d2.95*15*D4*50L*2T				15		
D3*6*d2.95*16*D4*50L*2T				16		
D3*6*d2.95*18*D4*50L*2T				18		
D3*6*d2.95*20*D4*50L*2T				20		
D3*6*d2.95*25*D4*60L*2T				25		60
D3*6*d2.95*30*D4*60L*2T				30		

YP554LG 钨钢长颈型立铣刀（4F）

YP554LG Long Neck Endmill For Steel (4F)

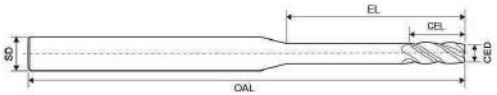

AlTiN | MG Carbide

技术参数/ Technology Parameters

被切削材料應用表（最適用● / ○適用）										
碳素鋼/合金鋼 Carbon Steel/ Alloy Steel	合金鋼/工具 Alloy Steel Tool Steel	合金鋼/工具 Alloy Steel Tool Steel	調質鋼 Hardened Steel	調質鋼 Hardened Steel	鑄鐵 Castiron	不銹鋼 Stainless Steel	銅/鋁 Copper Aluminum	鈦合金 Titanium Alloy	鎳 Nickel	耐熱鋼 Heat Resistant Steel
S45C,S50C,SCM	S45C,SKT,SKD	S45C,SKT,SKD	SKT,SKD	SKT,SKD	FC/FCD	SUS304	-	-	-	-
HRC≤20	HRC≤20~30	HRC≤30~40	HRC≤45~55	HRC≤55~60	-	-	-	-	-	-
●	●	●	●		●	○				

规格 (Specification)	刃径 (CED)	刃长 (CEL)	颈径 (ND)	有效长度 (EL)	柄径 (SD)	总长 (OAL)
D1*2.5*d0.97*6*D4*50L	φ1.0	2.5	0.97	6	4	50
D1*2.5*d0.97*8*D4*50L				8		
D1*2.5*d0.97*10*D4*50L				10		
D1*2.5*d0.97*12*D4*50L				12		
D1*2.5*d0.97*14*D4*50L				14		
D1*2.5*d0.97*16*D4*50L				16		
D1*2.5*d0.97*18*D4*50L				18		
D1*2.5*d0.97*20*D4*50L				20		
D1.5*3.8*d1.465*6*D4*50L	φ1.5	3.8	1.465	6	4	50
D1.5*3.8*d1.465*8*D4*50L				8		
D1.5*3.8*d1.465*10*D4*50L				10		
D1.5*3.8*d1.465*12*D4*50L				12		
D1.5*3.8*d1.465*14*D4*50L				14		
D1.5*3.8*d1.465*16*D4*50L				16		
D1.5*3.8*d1.465*18*D4*50L				18		
D1.5*3.8*d1.465*20*D4*50L				20		
D2*5*d1.96*8*D4*50L	φ2.0	5	1.96	8	4	50
D2*5*d1.96*10*D4*50L				10		
D2*5*d1.96*12*D4*50L				12		
D2*5*d1.96*14*D4*50L				14		
D2*5*d1.96*16*D4*50L				16		
D2*5*d1.96*18*D4*50L				18		
D2*5*d1.96*20*D4*50L				20		
D2.5*6.3*d2.46*10*D4*50L	φ2.5	6.3	2.46	10	4	50
D2.5*6.3*d2.46*12*D4*50L				12		
D2.5*6.3*d2.46*14*D4*50L				14		
D2.5*6.3*d2.46*16*D4*50L				16		
D2.5*6.3*d2.46*18*D4*50L				18		
D2.5*6.3*d2.46*20*D4*50L				20		
D3*7.5*d2.95*10*D6*50L	φ3	7.5	2.95	10	6	50
D3*7.5*d2.95*12*D6*50L				12		
D3*7.5*d2.95*14*D6*50L				14		
D3*7.5*d2.95*16*D6*50L				16		
D3*7.5*d2.95*18*D6*50L				18		
D3*7.5*d2.95*20*D6*50L				20		

YP602LG 加硬长颈型立铣刀（2F）

YP602LG Long Neck Endmill For Hard Material (2

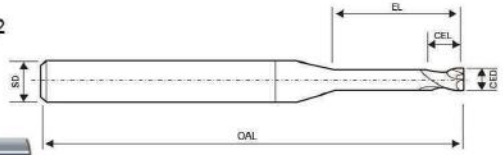

AlxSiN | MG Carbide

技术参数/ Technology Parameters

被切削材料應用表（最適用● / ○適用）										
碳素鋼/合金鋼 Carbon Steel/ Alloy Steel	合金鋼/工具 Alloy Steel Tool Steel	合金鋼/工具 Alloy Steel Tool Steel	調質鋼 Hardened Steel	調質鋼 Hardened Steel	鑄鐵 Castiron	不銹鋼 Stainless Steel	銅/鋁 Copper Aluminum	鈦合金 Titanium Alloy	鎳 Nickel	耐熱鋼 Heat Resistant Steel
S45C,S50C,SCM	S45C,SKT,SKD	S45C,SKT,SKD	SKT,SKD	SKT,SKD	FC/FCD	SUS304	-	-	-	-
HRC≤20	HRC≤20~30	HRC≤30~40	HRC≤45~55	HRC≤55~60	-	-	-	-	-	-
●	●	●	●	●	●	○				

规格 (Specification)	刃径 (CED)	刃长 (CEL)	有效长 (EL)	颈径 (ND)	柄径 (SD)	总长 (OAL)
D0.2*0.3*1*d0.16*D4*50L*2T	0.2	0.3	1	0.16	4	50
D0.2*0.3*2*d0.16*D4*50L*2T			2			
D0.3*0.5*1*d0.26*D4*50L*2T	0.3	0.5	1	0.26	4	50
D0.3*0.5*2*d0.26*D4*50L*2T			2			
D0.3*0.5*3*d0.26*D4*50L*2T			3			
D0.4*0.6*2*d0.36*D4*50L*2T	0.4	0.6	2	0.36	4	50
D0.4*0.6*3*d0.36*D4*50L*2T			3			
D0.4*0.6*4*d0.36*D4*50L*2T			4			
D0.4*0.6*6*d0.36*D4*50L*2T			6			
D0.5*0.7*2*d0.45*D4*50L*2T	0.5	0.7	2	0.45	4	50
D0.5*0.7*3*d0.45*D4*50L*2T			3			
D0.5*0.7*4*d0.45*D4*50L*2T			4			
D0.5*0.7*5*d0.45*D4*50L*2T			5			
D0.5*0.7*6*d0.45*D4*50L*2T			6			
D0.5*0.7*8*d0.45*D4*50L*2T			8			
D0.6*0.9*2*d0.55*D4*50L*2T	0.6	0.9	2	0.55	4	50
D0.6*0.9*3*d0.55*D4*50L*2T			3			
D0.6*0.9*4*d0.55*D4*50L*2T			4			
D0.6*0.9*5*d0.55*D4*50L*2T			5			
D0.6*0.9*6*d0.55*D4*50L*2T			6			
D0.6*0.9*8*d0.55*D4*50L*2T			8			
D0.7*1*3*d0.65*D4*50L*2T	0.7	1	3	0.65	4	50
D0.7*1*4*d0.65*D4*50L*2T			4			
D0.7*1*5*d0.65*D4*50L*2T			5			
D0.7*1*6*d0.65*D4*50L*2T			6			
D0.7*1*8*d0.65*D4*50L*2T			8			
D0.7*1*10*d0.65*D4*50L*2T			10			
D0.8*1.2*3*d0.75*D4*50L*2T	0.8	1.2	3	0.75	4	50
D0.8*1.2*4*d0.75*D4*50L*2T			4			
D0.8*1.2*5*d0.75*D4*50L*2T			5			
D0.8*1.2*6*d0.75*D4*50L*2T			6			
D0.8*1.2*8*d0.75*D4*50L*2T			8			
D0.8*1.2*10*d0.75*D4*50L*2T			10			

YP604LG 加硬长颈型立铣刀（4F）

YP602LG Long Neck Endmill For Hard Material (4F)

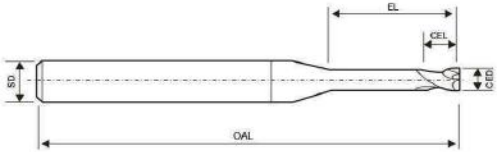

TiN | MG Carbide

技术参数/ Technology Parameters

被切削材料應用表（最適用● / ○適用）										
碳素鋼/合金鋼 Carbon Steel/ Alloy Steel	合金鋼/工具 Alloy Steel Tool Steel	合金鋼/工具 Alloy Steel Tool Steel	調質鋼 Hardened Steel	調質鋼 Hardened Steel	鑄鐵 Castiron	不銹鋼 Stainless Steel	銅/鋁 Copper Aluminum	鈦合金 Titanium Alloy	鎳 Nickel	耐熱鋼 Heat Resistant Steel
S45C,S50C,SCM	S45C,SKT,SKD	S45C,SKT,SKD	SKT,SKD	SKT,SKD	FC/FCD	SUS304	-	-	-	-
HRC≤20	HRC＜20~30	HRC＜30~40	HRC＜45~55	HRC≤55~60	-	-	-	-	-	-
●	●	●	●	●	●	○				

规格 (Specification)	刃径 (CED)	刃长 (CEL)	有效长 (EL)	颈径 (ND)	柄径 (SD)	总长 (OAL)
D1*1.5*5*d0.95*D4*50L*4T	1	1.5	5	0.95	4	50
D1*1.5*6*d0.95*D4*50L*4T			6			
D1*1.5*8*d0.95*D4*50L*4T			8			
D1*1.5*10*d0.95*D4*50L*4T			10			
D1*1.5*12*d0.95*D4*50L*4T			12			
D1*1.5*14*d0.95*D4*50L*4T			14			
D1*1.5*16*d0.95*D4*50L*4T			16			
D1*1.5*20*d0.95*D4*50L*4T			20			
D1.5*2.3*6*d1.45*D4*50L*4T	1.5	2.3	6	1.45	4	50
D1.5*2.3*8*d1.45*D4*50L*4T			8			
D1.5*2.3*10*d1.45*D4*50L*4T			10			
D1.5*2.3*12*d1.45*D4*50L*4T			12			
D1.5*2.3*14*d1.45*D4*50L*4T			14			
D1.5*2.3*16*d1.45*D4*50L*4T			16			
D1.5*2.3*20*d1.45*D4*50L*4T			20			
D2*3*8*d1.95*d4*50L*4T	2	3	8	1.95	4	50
D2*3*10*d1.45*D4*50L*4T			10			
D2*3*12*d1.45*D4*50L*4T			12			
D2*3*14*d1.45*D4*50L*4T			14			
D2*3*16*d1.45*D4*50L*4T			16			
D2*3*20*d1.45*D4*50L*4T			20			
D2.5*3.8*12*d2.4*D4*50L*4T	2.5	3.8	12	2.4	4	50
D2.5*3.8*16*d2.4*D4*50L*4T			16			
D2.5*3.8*20*d2.4*D4*50L*4T			20			
D3*4.5*12*d2.9*D4*50L*4T	3	4.5	12	2.9	4	50
D3*4.5*16*d2.9*D4*50L*4T			16			
D3*4.5*20*d2.9*D4*50L*4T			20			
D3*4.5*12*d2.9*D6*60L*4T	3	4.5	12	2.9	6	60
D3*4.5*16*d2.9*D6*60L*4T			16			
D3*4.5*20*d2.9*D6*60L*4T			20			
D3*4.5*26*d2.9*D6*75L*4T			26			75
D3*4.5*30*d2.9*D6*75L*4T			30			
D4*6*16*d3.9*D6*60L*4T	4	6	16	3.9	6	60
D4*6*20*d3.9*D6*60L*4T			20			
D4*6*26*d3.9*D6*75L*4T			26			75
D4*6*30*d3.9*D6*75L*4T			30			

YP553LA 全刃长铝用铣刀（3F）

YP553LA Long Flutes End Mill For Aluminum (3

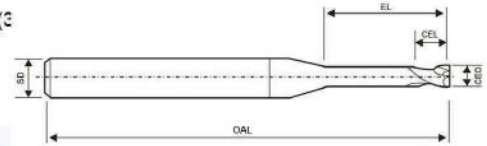

MG Carbide

技术参数/ Technology Parameters

被切削材料應用表（最適用● / ○適用）										
碳素鋼/合金鋼 Carbon Steel/ Alloy Steel	合金鋼/工具 Alloy Steel Tool Steel	合金鋼/工具 Alloy Steel Tool Steel	調質鋼 Hardened Steel	調質鋼 Hardened Steel	鑄鐵 Castiron	不銹鋼 Stainless Steel	銅/鋁 Copper Aluminum	鈦合金 Titanium Alloy	鎳 Nickel	耐熱鋼 Heat Resistant Steel
S45C,S50C,SCM	S45C,SKT,SKD	S45C,SKT,SKD	SKT,SKD	SKT,SKD	FC/FCD	SUS304	-	-	-	-
HRC≤20	HRC＜20~30	HRC＜30~40	HRC＜45~55	HRC≤55~60	-	-	-	-	-	-
							●			

Specification	CED	LCE	SD	L	F
D1-4-D4-50L	1.0	4	4	50	3
D1-5-D4-50L	1.0	5	4	50	3
D1-6-D4-50L	1.0	6	4	50	3
D1-8-D4-50L	1.0	8	4	50	3
D1-10-D4-50L	1.0	10	4	50	3
D1.2-5-D4-50L	1.2	5	4	50	3
D1.2-6-D4-50L	1.2	6	4	50	3
D1.2-8-D4-50L	1.2	8	4	50	3
D1.3-5-D4-50L	1.3	5	4	50	3
D1.3-6-D4-50L	1.3	6	4	50	3
D1.3-8-D4-50L	1.3	8	4	50	3
D1.4-6-D4-50L	1.4	6	4	50	3
D1.4-8-D4-50L	1.4	8	4	50	3
D1.4-10-D4-50L	1.4	10	4	50	3
D1.5-6-D4-50L	1.5	6	4	50	3
D1.5-8-D4-50L	1.5	8	4	50	3
D1.5-10-D4-50L	1.5	10	4	50	3
D1.5-12-D4-50L	1.5	12	4	50	3
D1.6-6-D4-50L	1.6	6	4	50	3
D1.6-8-D4-50L	1.6	8	4	50	3
D1.6-10-D4-50L	1.6	10	4	50	3
D1.8-6-D4-50L	1.8	6	4	50	3
D1.8-8-D4-50L	1.8	8	4	50	3
D1.8-10-D4-50L	1.8	10	4	50	3
D2-8-D4-50L	2.0	8	4	50	3
D2-10-D4-50L	2.0	10	4	50	3
D2-12-D4-50L	2.0	12	4	50	3
D2.5-10-D4-50L	2.5	10	4	50	3
D2.5-12-D4-50L	2.5	12	4	50	3
D2.5-14-D4-50L	2.5	14	4	50	3
D3-12-D4-50L	3.0	12	4	50	3
D3-14-D4-50L	3.0	14	4	50	3
D3-16-D4-50L	3.0	16	4	50	3

YP552LA 全刃长立铣刀（2F）

YP552LA Long Neck Endmill For Hard Material (4

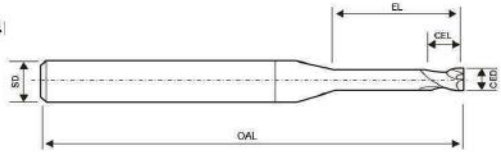

AlTiN MG Carbide

技术参数/ Technology Parameters

被切削材料應用表（最適用● / ○適用）										
碳素鋼/合金鋼 Carbon Steel/ Alloy Steel	合金鋼/工具 Alloy Steel Tool Steel	合金鋼/工具 Alloy Steel Tool Steel	調質鋼 Hardened Steel	調質鋼 Hardened Steel	鑄鐵 Castiron	不銹鋼 Stainless Steel	銅/鋁 Copper Aluminum	鈦合金 Titanium Alloy	鎳 Nickel	耐熱鋼 Heat Resistant Steel
S45C,S50C,SCM	S45C,SKT,SKD	S45C,SKT,SKD	SKT,SKD	SKT,SKD	FC/FCD	SUS304	-	-	-	-
HRC≤20	HRC≤20~30	HRC≤30~40	HRC≤45~55	HRC≤55~60	-	-	-	-	-	-
●	●	●	●	●	●	○				

Specification	CED	LCE	SD	L	F	Coated / Uncoated
D0.3-1-D4-50L	0.3	1	4	50	2	P.M.K / AL
D0.3-1.5-D4-50L	0.3	2	4	50	2	P.M.K / AL
D0.3-2-D4-50L	0.3	2	4	50	2	P.M.K / AL
D0.4-1-D4-50L	0.4	1	4	50	2	P.M.K / AL
D0.4-1.5-D4-50L	0.4	1.5	4	50	2	P.M.K / AL
D0.4-2-D4-50L	0.4	2	4	50	2	P.M.K / AL
D0.4-3-D4-50L	0.4	3	4	50	2	P.M.K / AL
D0.45-2.5-D4-50L	0.5	3	4	50	2	P.M.K / AL
D0.5-1.5-D4-50L	0.5	1.5	4	50	2	P.M.K / AL
D0.5-2-D4-50L	0.5	2	4	50	2	P.M.K / AL
D0.5-3-D4-50L	0.5	3	4	50	2	P.M.K / AL
D0.5-4-D4-50L	0.5	4	4	50	2	P.M.K / AL
D0.6-2-D4-50L	0.6	2	4	50	2	P.M.K / AL
D0.6-3-D4-50L	0.6	3	4	50	2	P.M.K / AL
D0.6-4-D4-50L	0.6	4	4	50	2	P.M.K / AL
D0.6-5-D4-50L	0.6	5	4	50	2	P.M.K / AL
D0.7-2-D4-50L	0.7	2	4	50	2	P.M.K / AL
D0.7-2.5-D4-50L	0.7	3	4	50	2	P.M.K / AL
D0.7-3-D4-50L	0.7	3	4	50	2	P.M.K / AL
D0.7-4-D4-50L	0.7	4	4	50	2	P.M.K / AL
D0.8-2-D4-50L	0.8	2	4	50	2	P.M.K / AL
D0.8-2.5-D4-50L	0.8	3	4	50	2	P.M.K / AL
D0.8-3-D4-50L	0.8	3	4	50	2	P.M.K / AL
D0.8-4-D4-50L	0.8	4	4	50	2	P.M.K / AL
D0.9-2-D4-50L	0.9	2	4	50	2	P.M.K / AL
D0.9-3-D4-50L	0.9	3	4	50	2	P.M.K / AL
D0.9-4-D4-50L	0.9	4	4	50	2	P.M.K / AL

YP552LA 全刃长立铣刀（2F）

YP552LA Long Neck Endmill For Hard Materia

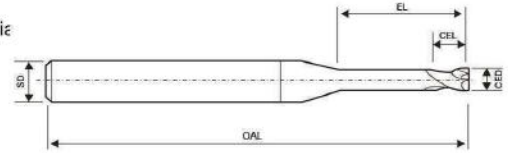

AlTiN MG Carbide

技术参数/ Technology Parameters

被切削材料應用表（最適用● / ○適用）										
碳素鋼/合金鋼 Carbon Steel/ Alloy Steel	合金鋼/工具 Alloy Steel Tool Steel	合金鋼/工具 Alloy Steel Tool Steel	調質鋼 Hardened Steel	調質鋼 Hardened Steel	鑄鐵 Castiron	不銹鋼 Stainless Steel	銅/鋁 Copper Aluminum	鈦合金 Titanium Alloy	鎳 Nickel	耐熱鋼 Heat Resistant Steel
S45C,S50C,SCM	S45C,SKT,SKD	S45C,SKT,SKD	SKT,SKD	SKT,SKD	FC/FCD	SUS304	-	-	-	-
HRC≤20	HRC≤20~30	HRC≤30~40	HRC≤45~55	HRC≤55~60	-	-	-	-	-	-
●	●	●	●	●	●	○				

Specification	CED	LCE	SD	L	F	Coated / Uncoated
D1-4-D4-50L	1.0	4	4	50	2	P.M.K / AL
D1-5-D4-50L	1.0	5	4	50	2	P.M.K / AL
D1-6-D4-50L	1.0	6	4	50	2	P.M.K / AL
D1-8-D4-50L	1.0	8	4	50	2	P.M.K / AL
D1.2-5-D4-50L	1.2	5	4	50	2	P.M.K / AL
D1.2-6-D4-50L	1.2	6	4	50	2	P.M.K / AL
D1.2-8-D4-50L	1.2	8	4	50	2	P.M.K / AL
D1.3-5-D4-50L	1.3	5	4	50	2	P.M.K / AL
D1.3-6-D4-50L	1.3	6	4	50	2	P.M.K / AL
D1.3-8-D4-50L	1.3	8	4	50	2	P.M.K / AL
D1.4-6-D4-50L	1.4	6	4	50	2	P.M.K / AL
D1.4-8-D4-50L	1.4	8	4	50	2	P.M.K / AL
D1.4-10-D4-50L	1.4	10	4	50	2	P.M.K / AL
D1.5-6-D4-50L	1.5	6	4	50	2	P.M.K / AL
D1.5-8-D4-50L	1.5	8	4	50	2	P.M.K / AL
D1.6-6-D4-50L	1.6	6	4	50	2	P.M.K / AL
D1.6-8-D4-50L	1.6	8	4	50	2	P.M.K / AL
D1.6-10-D4-50L	1.6	10	4	50	2	P.M.K / AL
D1.8-6-D4-50L	1.8	6	4	50	2	P.M.K / AL
D1.8-8-D4-50L	1.8	8	4	50	2	P.M.K / AL
D1.8-10-D4-50L	1.8	10	4	50	2	P.M.K / AL
D2-8-D4-50L	2.0	8	4	50	2	P.M.K / AL
D2-10-D4-50L	2.0	10	4	50	2	P.M.K / AL
D2-12-D4-50L	2.0	12	4	50	2	P.M.K / AL
D2.5-10-D4-50L	2.5	10	4	50	2	P.M.K / AL
D2.5-12-D4-50L	2.5	12	4	50	2	P.M.K / AL
D2.5-14-D4-50L	2.5	14	4	50	2	P.M.K / AL
D3-12-D4-50L	3.0	12	4	50	2	P.M.K / AL
D3-14-D4-50L	3.0	14	4	50	2	P.M.K / AL
D3-16-D4-50L	3.0	16	4	50	2	P.M.K / AL

YA553LG 铝用深沟立铣刀（3F）

YA553LG Long Neck Endmill For Aluminum (4F)

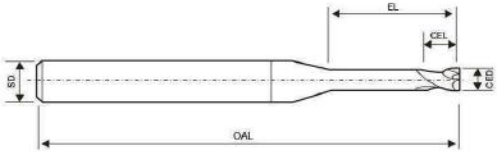

MG Carbide

技术参数/ Technology Parameters

板切削材料應用表（最適用● / ○適用）										
碳素鋼/合金鋼 Carbon Steel/ Alloy Steel	合金鋼/工具 Alloy Steel Tool Steel	合金鋼/工具 Alloy Steel Tool Steel	調質鋼 Hardened Steel	調質鋼 Hardened Steel	鑄鐵 Castiron	不銹鋼 Stainless Steel	銅/鋁 Copper Aluminum	鈦合金 Titanium Alloy	鎳 Nickel	耐熱鋼 Heat Resistant Steel
S45C,S50C,SCM	S45C,SKT,SKD	S45C,SKT,SKD	SKT,SKD	SKT,SKD	FC/FCD	SUS304	-	-	-	-
HRC<20	HRC<20~30	HRC<30~40	HRC<45~55	HRC<55~60	-	-	-	-	-	-
							●			

Specification	CED	LCE	SD	L	F
D1-4-D4-50L	1.0	4	4	50	3
D1-5-D4-50L	1.0	5	4	50	3
D1-6-D4-50L	1.0	6	4	50	3
D1-8-D4-50L	1.0	8	4	50	3
D1-10-D4-50L	1.0	10	4	50	3
D1-12-D4-50L	1.0	12	4	50	3
D1-16-D4-50L	1.0	16	4	50	3
D1-18-D4-50L	1.0	18	4	50	3
D1-20-D4-50L	1.0	20	4	50	3
D1-25-D4-60L	1.0	25	4	60	3
D1-30-D4-60L	1.0	30	4	60	3
D1.5-8-D4-50L	1.5	8	4	50	3
D1.5-10-D4-50L	1.5	10	4	50	3
D1.5-12-D4-50L	1.5	12	4	50	3
D1.5-14-D4-50L	1.5	14	4	50	3
D1.5-16-D4-50L	1.5	16	4	50	3
D1.5-18-D4-50L	1.5	18	4	50	3
D1.5-20-D4-50L	1.5	20	4	50	3
D1.5-25-D4-60L	1.5	25	4	60	3
D1.5-30-D4-60L	1.5	30	4	60	3
D2-8-D4-50L	2.0	8	4	50	3
D2-10-D4-50L	2.0	10	4	50	3
D2-12-D4-50L	2.0	12	4	50	3
D2-14-D4-50L	2.0	14	4	50	3
D2-16-D4-50L	2.0	16	4	50	3
D2-18-D4-50L	2.0	18	4	50	3
D2-20-D4-50L	2.0	20	4	50	3
D2-25-D4-60L	2.0	25	4	60	3
D2-30-D4-60L	2.0	30	4	60	3
D2.5-8-D4-50L	2.5	8	4	50	3
D2.5-10-D4-50L	2.5	10	4	50	3
D2.5-12-D4-50L	2.5	12	4	50	3
D2.5-14-D4-50L	2.5	14	4	50	3
D2.5-16-D4-50L	2.5	16	4	50	3
D2.5-18-D4-50L	2.5	18	4	50	3
D2.5-20-D4-50L	2.5	20	4	50	3
D2.5-25-D4-60L	2.5	25	4	60	3
D2.5-30-D4-60L	2.5	30	4	60	3
D3-12-D4-50L	3.0	12	4	50	3
D3-14-D4-50L	3.0	14	4	50	3
D3-16-D4-50L	3.0	16	4	50	3
D3-18-D4-50L	3.0	18	4	50	3
D3-20-D4-50L	3.0	20	4	50	3
D3-25-D4-60L	3.0	25	4	60	3
D3-30-D4-60L	3.0	30	4	60	3

YA552MB 铝用微小径球头铣刀（2F）

YA552MB Micro Diameter Ball End Mill For Aluminum

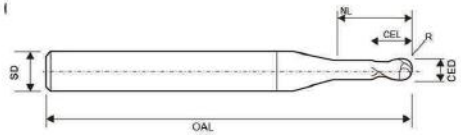

MG Carbide

技术参数/ Technology Parameters

板切削材料應用表（最適用● / ○適用）										
碳素鋼/合金鋼 Carbon Steel/ Alloy Steel	合金鋼/工具 Alloy Steel Tool Steel	合金鋼/工具 Alloy Steel Tool Steel	調質鋼 Hardened Steel	調質鋼 Hardened Steel	鑄鐵 Castiron	不銹鋼 Stainless Steel	銅/鋁 Copper Aluminum	鈦合金 Titanium Alloy	鎳 Nickel	耐熱鋼 Heat Resistant Steel
S45C,S50C,SCM	S45C,SKT,SKD	S45C,SKT,SKD	SKT,SKD	SKT,SKD	FC/FCD	SUS304	-	-	-	-
HRC<20	HRC<20~30	HRC<30~40	HRC<45~55	HRC<55~60	-	-	-	-	-	-
							●			

规格 (Specification)	R径 (R)	刃长 (CEL)	柄径 (SD)	总长 (OAL)
R0.1*0.4*D4*50L*2T	R0.1	0.4	4	50
R0.15*0.6*D4*50L*2T	R0.15	0.6	4	50
R0.2*0.8*D4*50L*2T	R0.2	0.8	4	50
R0.25*1*D4*50L*2T	R0.25	1	4	50
R0.3*1.2*D4*50L*2T	R0.3	1.2	4	50
R0.35*1.4*D4*50L*2T	R0.35	1.4	4	50
R0.4*1.6*D4*50L*2T	R0.4	1.6	4	50
R0.45*1.8*D4*50L*2T	R0.45	1.8	4	50
R0.525*2.1*D4*50L*2T	R0.525	2.1	4	50
R0.55*2.2*D4*50L*2T	R0.55	2.2	4	50
R0.6*2.4*D4*50L*2T	R0.6	2.4	4	50
R0.65*2.6*D4*50L*2T	R0.65	2.6	4	50
R0.7*2.8*D4*50L*2T	R0.7	2.8	4	50
R0.8*3.2*D4*50L*2T	R0.8	3.2	4	50
R0.85*3.4*D4*50L*2T	R0.85	3.4	4	50
R0.9*3.6*D4*50L*2T	R0.9	3.6	4	50
R0.95*3.8*D4*50L*2T	R0.95	3.8	4	50

YP552B 钨钢微小径球头铣刀（2F）

YP552B Micro Diameter Ball End Mill For Steel (2F)

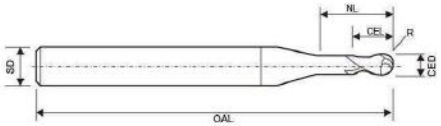

AlTiN | MG Carbide

技术参数/ Technology Parameters

被切削材料應用表（最適用● / ○適用）										
碳素鋼/合金鋼 Carbon Steel/ Alloy Steel	合金鋼/工具 Alloy Steel Tool Steel	合金鋼/工具 Alloy Steel Tool Steel	調質鋼 Hardened Steel	調質鋼 Hardened Steel	鑄鐵 Castiron	不銹鋼 Stainless Steel	銅/鋁 Copper Aluminum	鈦合金 Titanium Alloy	鎳 Nickel	耐熱鋼 Heat Resistant Steel
S45C,S50C,SCM	S45C,SKT,SKD	S45C,SKT,SKD	SKT,SKD	SKT,SKD	FC/FCD	SUS304	-	-	-	-
HRC<20	HRC<20~30	HRC<30~40	HRC<45~55	HRC<55~60	-	-	-	-	-	-
●	●	●	●		●	○				

规格 (Specification)	R径 (R)	刃长 (CEL)	柄径 (SD)	总长 (OAL)
R0.1*0.4*D4*50L*2T	R0.1	0.4	4	50
R0.15*0.6*D4*50L*2T	R0.15	0.6	4	50
R0.2*0.8*D4*50L*2T	R0.2	0.8	4	50
R0.25*1*D4*50L*2T	R0.25	1	4	50
R0.3*1.2*D4*50L*2T	R0.3	1.2	4	50
R0.35*1.4*D4*50L*2T	R0.35	1.4	4	50
R0.4*1.6*D4*50L*2T	R0.4	1.6	4	50
R0.45*1.8*D4*50L*2T	R0.45	1.8	4	50
R0.525*2.1*D4*50L*2T	R0.525	2.1	4	50
R0.55*2.2*D4*50L*2T	R0.55	2.2	4	50
R0.6*2.4*D4*50L*2T	R0.6	2.4	4	50
R0.65*2.6*D4*50L*2T	R0.65	2.6	4	50
R0.7*2.8*D4*50L*2T	R0.7	2.8	4	50
R0.8*3.2*D4*50L*2T	R0.8	3.2	4	50
R0.85*3.4*D4*50L*2T	R0.85	3.4	4	50
R0.9*3.6*D4*50L*2T	R0.9	3.6	4	50
R0.95*3.8*D4*50L*2T	R0.95	3.8	4	50

YP552B 铝用标准长球刀（2F）

YP552B Ball Shape Endmill For Aluminum(2F)

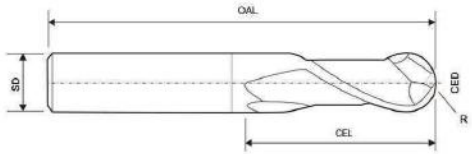

MG Carbide

技术参数/ Technology Parameters

被切削材料應用表（最適用● / ○適用）										
碳素鋼/合金鋼 Carbon Steel/ Alloy Steel	合金鋼/工具 Alloy Steel Tool Steel	合金鋼/工具 Alloy Steel Tool Steel	調質鋼 Hardened Steel	調質鋼 Hardened Steel	鑄鐵 Castiron	不銹鋼 Stainless Steel	銅/鋁 Copper Aluminum	鈦合金 Titanium Alloy	鎳 Nickel	耐熱鋼 Heat Resistant Steel
S45C,S50C,SCM	S45C,SKT,SKD	S45C,SKT,SKD	SKT,SKD	SKT,SKD	FC/FCD	SUS304	-	-	-	-
HRC<20	HRC<20~30	HRC<30~40	HRC<45~55	HRC<55~60	-	-	-	-	-	-
							●			

规格 (Specification)	R径 (R)	刃长 (CEL)	柄径 (SD)	总长 (OAL)
R0.5*2*D4*50L*2T	R0.5	2	4	50
R0.75*3*D4*50L*2T	R0.75	3	4	50
R1*4*D4*50L*2T	R1	4	4	50
R1.5*6*D3*50L*2T	R1.5	6	3	50
R1.5*6*D4*50L*2T	R1.5	6	4	50
R2*8*D4*50L*2T	R2	8	4	50
R3*12*D6*50L*2T	R3	12	6	50
R4*16*D8*60L*2T	R4	16	8	60
D5*20*D10*75L*2T	R5	20	10	75
R6*24*D12*75L*2T	R6	24	12	75
R0.5*2*D4*75L*2T	R0.5	2	4	75
R0.5*2*D4*100L*2T	R0.5	2	4	100
R0.75*3*D4*75L*2T	R0.75	3	4	75
R0.75*3*D4*100L*2T	R0.75	3	4	100
R1*4*D4*75L*2T	R1	4	4	75
R1*4*D4*100L*2T	R1	4	4	100
R1.5*6*D3*75L*2T	R1.5	6	3	75
R1.5*6*D3*100L*2T	R1.5	6	3	100
R1.5*6*D4*75L*2T	R1.5	6	4	75
R1.5*6*D4*100L*2T	R1.5	6	4	100
R2*8*D4*75L*2T	R2	8	4	75
R2*8*D4*100L*2T	R2	8	4	100
R3*12*D6*75L*2T	R3	12	6	75
R3*12*D6*100L*2T	R3	12	6	100
R4*16*D8*75L*2T	R4	16	8	75
R4*16*D8*100L*2T	R4	16	8	100
R5*20*D10*100L*2T	R5	20	10	100
R6*24*D12*100L*2T	R6	24	12	100

YP552B 钨钢标准长球刀（2F）

YP552B Ball Shape Endmill For Steel (2F)

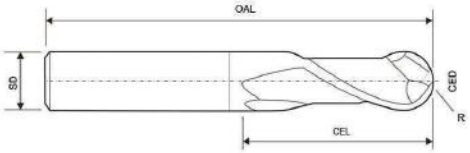

AlTiN | MG Carbide

技术参数/ Technology Parameters

被切削材料應用表（最適用● / ○適用）										
碳素鋼/合金鋼 Carbon Steel/ Alloy Steel	合金鋼/工具 Alloy Steel Tool Steel	合金鋼/工具 Alloy Steel Tool Steel	調質鋼 Hardened Steel	調質鋼 Hardened Steel	鑄鐵 Castiron	不銹鋼 Stainless Steel	銅/鋁 Copper Aluminum	鈦合金 Titanium Alloy	鎳 Nickel	耐熱鋼 Heat Resistant Steel
S45C,S50C,SCM	S45C,SKT,SKD	S45C,SKT,SKD	SKT,SKD	SKT,SKD	FC/FCD	SUS304	-	-	-	-
HRC<20	HRC<20~30	HRC<30~40	HRC<45~55	HRC<55~60	-	-	-	-	-	-
●	●	●	●		●	○				

规格 (Specification)	R径 (R)	刃长 (CEL)	柄径 (SD)	总长 (OAL)
R0.5*2*D4*50L*2T	R0.5	2	4	50
R0.75*3*D4*50L*2T	R0.75	3	4	50
R1*4*D4*50L*2T	R1	4	4	50
R1.5*6*D3*50L*2T	R1.5	6	3	50
R1.5*6*D4*50L*2T	R1.5	6	4	50
R2*8*D4*50L*2T	R2	8	4	50
R3*12*D6*50L*2T	R3	12	6	50
R4*16*D8*60L*2T	R4	16	8	60
D5*20*D10*75L*2T	R5	20	10	75
R6*24*D12*75L*2T	R6	24	12	75
R0.5*2*D4*75L*2T	R0.5	2	4	75
R0.5*2*D4*100L*2T	R0.5	2	4	100
R0.75*3*D4*75L*2T	R0.75	3	4	75
R0.75*3*D4*100L*2T	R0.75	3	4	100
R1*4*D4*75L*2T	R1	4	4	75
R1*4*D4*100L*2T	R1	4	4	100
R1.5*6*D3*75L*2T	R1.5	6	3	75
R1.5*6*D3*100L*2T	R1.5	6	3	100
R1.5*6*D4*75L*2T	R1.5	6	4	75
R1.5*6*D4*100L*2T	R1.5	6	4	100
R2*8*D4*75L*2T	R2	8	4	75
R2*8*D4*100L*2T	R2	8	4	100
R3*12*D6*75L*2T	R3	12	6	75
R3*12*D6*100L*2T	R3	12	6	100
R4*16*D8*75L*2T	R4	16	8	75
R4*16*D8*100L*2T	R4	16	8	100
R5*20*D10*100L*2T	R5	20	10	100
R6*24*D12*100L*2T	R6	24	12	100

YA-DLC2B 涂层铜铝专用球刀（2F）

YA-DLC2B Coated Ball Shape Endmill For Copper And Aluminum (2F)

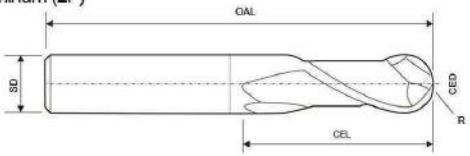

DLC | MG Carbide

技术参数/ Technology Parameters

被切削材料應用表（最適用● / ○適用）										
碳素鋼/合金鋼 Carbon Steel/ Alloy Steel	合金鋼/工具 Alloy Steel Tool Steel	合金鋼/工具 Alloy Steel Tool Steel	調質鋼 Hardened Steel	調質鋼 Hardened Steel	鑄鐵 Castiron	不銹鋼 Stainless Steel	銅/鋁 Copper Aluminum	鈦合金 Titanium Alloy	鎳 Nickel	耐熱鋼 Heat Resistant Steel
S45C,S50C,SCM	S45C,SKT,SKD	S45C,SKT,SKD	SKT,SKD	SKT,SKD	FC/FCD	SUS304	-	-	-	-
HRC<20	HRC<20~30	HRC<30~40	HRC<45~55	HRC<55~60	-	-	-	-	-	-
							●			

规格 (Specification)	刃径 (CED)	R径 (R)	刃长 (CEL)	柄径 (SD)	总长 (OAL)
R0.5*2*D4*50L	1	0.5	2	4	50
R0.75*3*D4*50L	1.5	0.75	3	4	50
R1*4*D4*50L	2	1	4	4	50
D1.25*5*D4*50L	2.5	1.25	5	4	50
R1.5*6*D4*50L	3	1.5	6	4	50
R1.75*7*D4*50L	3.5	1.75	7	4	50
R2*8*D4*50L	4	2	8	4	50
R2*8*D4*75L	4	2	8	4	75
R2*8*D4*100L	4	2	8	4	100
R2.5*10*D6*50L	5	2.5	10	6	50
R3*12*D6*50L	6	3	12	6	50
R3*12*D6*75L	6	3	12	6	75
R3*12*D6*100L	6	3	12	6	100
R4*16D*8*60L	8	4	16	8	60
R4*16*D8*75L	8	4	16	8	75
R4*16*D8*100L	8	4	16	8	100
R4*16*D8*150L	8	4	16	8	150
R5*20*D10*75L	10	5	20	10	75
R5*20*D10*100L	10	5	20	10	100
R5*20*D10*150L	10	5	20	10	150
R6*24*D12*75L	12	6	24	12	75
R6*24*D12*100L	12	6	24	12	100
R6*24*D12*150L	12	6	24	12	150
R8*32*D16*100L	16	8	32	16	100
R8*32*D16*150L	16	8	32	16	150
R10*40*D20*100L	20	10	40	20	100
R10*40*D20*150L	20	10	40	20	150

804B 不锈钢专用球刀（2F）

804B Ball Shape Endmill For Stainless Steel (2F)

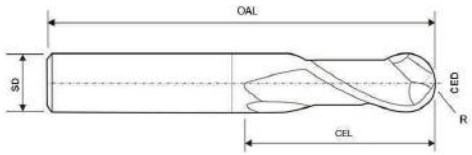

CrAiTiN | MG Carbide

技术参数/ Technology Parameters

被切削材料應用表（最適用● / ○適用）										
碳素鋼/合金鋼 Carbon Steel/ Alloy Steel	合金鋼/工具 Alloy Steel Tool Steel	合金鋼/工具 Alloy Steel Tool Steel	調質鋼 Hardened Steel	調質鋼 Hardened Steel	鑄鐵 Castiron	不銹鋼 Stainless Steel	銅/鋁 Copper Aluminum	鈦合金 Titanium Alloy	鎳 Nickel	耐熱鋼 Heat Resistant Steel
S45C,S50C,SCM	S45C,SKT,SKD	S45C,SKT,SKD	SKT,SKD	SKT,SKD	FC/FCD	SUS304	-	-	-	-
HRC<20	HRC<20~30	HRC<30~40	HRC<45~55	HRC<55~60	-	-	-	-	-	-
◇	◇	◇	◇			●		●		

规格 (Specification)	R径 (R)	刃长 (CEL)	柄径 (SD)	总长 (OAL)
R0.5*2*D4*50L*2T	R0.5	2	4	50
R0.5*2*D4*75L*2T	R0.5	2	4	75
R0.75*3*D4*50L*2T	R0.75	3	4	50
R0.75*3*D4*75L*2T	R0.75	3	4	75
R1*4*D4*50L*2T	R1	4	4	50
R1*4*D4*75L*2T	R1	4	4	75
R1.5*6*D3*50L*2T	R1.5	6	3	50
R1.5*6*D3*75L*2T	R1.5	6	3	75
R1.5*6*D4*50L*2T	R1.5	6	4	50
R1.5*6*D4*75L*2T	R1.5	6	4	75
R2*8*D4*50L*2T	R2	8	4	50
R2*8*D4*75L*2T	R2	8	4	75
R3*12*D6*100L*2T	R3	12	6	100
R3*12*D6*50L*2T	R3	12	6	50
R3*12*D6*75L*2T	R3	12	6	75
R4*16*D8*100L*2T	R4	16	8	100
R4*16*D8*60L*2T	R4	16	8	60
R4*16*D8*75L*2T	R4	16	8	75
D5*20*D10*75L*2T	R5	20	10	75
R5*20*D10*100L*2T	R5	20	10	100
R6*24*D12*100L*2T	R6	24	12	100
R6*24*D12*75L*2T	R6	24	12	75

YP602B 加硬钨钢球刀（2F）

YP602B Ball Shape Endmill For Hard Material (2F)

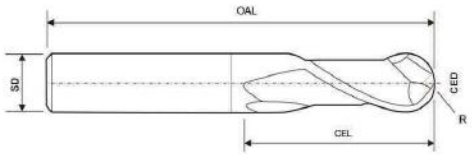

AlxSiN | MG Carbide

技术参数/ Technology Parameters

被切削材料應用表（最適用● / ○適用）										
碳素鋼/合金鋼 Carbon Steel/ Alloy Steel	合金鋼/工具 Alloy Steel Tool Steel	合金鋼/工具 Alloy Steel Tool Steel	調質鋼 Hardened Steel	調質鋼 Hardened Steel	鑄鐵 Castiron	不銹鋼 Stainless Steel	銅/鋁 Copper Aluminum	鈦合金 Titanium Alloy	鎳 Nickel	耐熱鋼 Heat Resistant Steel
S45C,S50C,SCM	S45C,SKT,SKD	S45C,SKT,SKD	SKT,SKD	SKT,SKD	FC/FCD	SUS304	-	-	-	-
HRC<20	HRC<20~30	HRC<30~40	HRC<45~55	HRC<55~60	-	-	-	-	-	-
●	●	●	●	●	○	○		○	○	○

规格 (Specification)	R径 (R)	刃长 (CEL)	柄径 (SD)	总长 (OAL)
R0.5*2*D4*50L*2T	R0.5	2	4	50
R0.75*3*D4*50L*2T	R0.75	3	4	50
R1*4*D4*50L*2T	R1	4	4	50
R1.5*6*D3*50L*2T	R1.5	6	3	50
R1.5*6*D4*50L*2T	R1.5	6	4	50
R2*8*D4*50L*2T	R2	8	4	50
R3*12*D6*50L*2T	R3	12	6	50
R4*16*D8*60L*2T	R4	16	8	60
D5*20*D10*75L*2T	R5	20	10	75
R6*24*D12*75L*2T	R6	24	12	75
R0.5*2*D4*75L*2T	R0.5	2	4	75
R0.5*2*D4*100L*2T	R0.5	2	4	100
R0.75*3*D4*75L*2T	R0.75	3	4	75
R0.75*3*D4*100L*2T	R0.75	3	4	100
R1*4*D4*75L*2T	R1	4	4	75
R1*4*D4*100L*2T	R1	4	4	100
R1.5*6*D3*75L*2T	R1.5	6	3	75
R1.5*6*D3*100L*2T	R1.5	6	3	100
R1.5*6*D4*75L*2T	R1.5	6	4	75
R1.5*6*D4*100L*2T	R1.5	6	4	100
R2*8*D4*75L*2T	R2	8	4	75
R2*8*D4*100L*2T	R2	8	4	100
R3*12*D6*75L*2T	R3	12	6	75
R3*12*D6*100L*2T	R3	12	6	100
R4*16*D8*75L*2T	R4	16	8	75
R4*16*D8*100L*2T	R4	16	8	100
R5*20*D10*100L*2T	R5	20	10	100
R6*24*D12*100L*2T	R6	24	12	100

YH632B 高硬钨钢球刀（2F）

YH632B Ball Shape Endmill For Hard Material (2F)

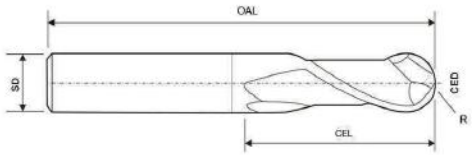

TixSiN | MG Carbide

技术参数/ Technology Parameters

被切削材料應用表（最適用● / ○適用）										
碳素鋼/合金鋼 Carbon Steel/ Alloy Steel	合金鋼/工具 Alloy Steel Tool Steel	合金鋼/工具 Alloy Steel Tool Steel	調質鋼 Hardened Steel	調質鋼 Hardened Steel	鑄鐵 Castiron	不銹鋼 Stainless Steel	銅/鋁 Copper Aluminum	鈦合金 Titanium Alloy	鎳 Nickel	耐熱鋼 Heat Resistant Steel
S45C,S50C,SCM	S45C,SKT,SKD	S45C,SKT,SKD	SKT,SKD	SKT,SKD	FC/FCD	SUS304	-	-	-	-
HRC<20	HRC<20~30	HRC<30~40	HRC<45~55	HRC<55~60	-	-	-	-	-	-
●	●	●	●	●	○	○		○	○	○

规格 (Specification)	R径 (R)	刃长 (CEL)	柄径 (SD)	总长 (OAL)
R0.5*2*D4*50L*2T	R0.5	2	4	50
R0.75*3*D4*50L*2T	R0.75	3	4	50
R1*4*D4*50L*2T	R1	4	4	50
R1.5*6*D3*50L*2T	R1.5	6	3	50
R1.5*6*D4*50L*2T	R1.5	6	4	50
R2*8*D4*50L*2T	R2	8	4	50
R3*12*D6*50L*2T	R3	12	6	50
R4*16*D8*60L*2T	R4	16	8	60
D5*20*D10*75L*2T	R5	20	10	75
R6*24*D12*75L*2T	R6	24	12	75
R0.5*2*D4*75L*2T	R0.5	2	4	75
R0.5*2*D4*100L*2T	R0.5	2	4	100
R0.75*3*D4*75L*2T	R0.75	3	4	75
R0.75*3*D4*100L*2T	R0.75	3	4	100
R1*4*D4*75L*2T	R1	4	4	75
R1*4*D4*100L*2T	R1	4	4	100
R1.5*6*D3*75L*2T	R1.5	6	3	75
R1.5*6*D3*100L*2T	R1.5	6	3	100
R1.5*6*D4*75L*2T	R1.5	6	4	75
R1.5*6*D4*100L*2T	R1.5	6	4	100
R2*8*D4*75L*2T	R2	8	4	75
R2*8*D4*100L*2T	R2	8	4	100
R3*12*D6*75L*2T	R3	12	6	75
R3*12*D6*100L*2T	R3	12	6	100
R4*16*D8*75L*2T	R4	16	8	75
R4*16*D8*100L*2T	R4	16	8	100
R5*20*D10*100L*2T	R5	20	10	100
R6*24*D12*100L*2T	R6	24	12	100

YA552LGB 铝用长颈球头铣刀（2F）

YA552LGB Long Neck Ball End Mill For Aluminum (2F)

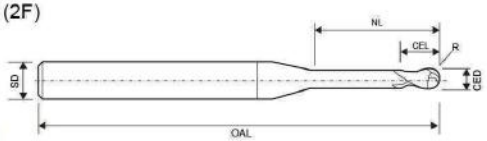

MG Carbide

技术参数/ Technology Parameters

被切削材料應用表（最適用● / ○適用）										
碳素鋼/合金鋼 Carbon Steel/ Alloy Steel	合金鋼/工具 Alloy Steel Tool Steel	合金鋼/工具 Alloy Steel Tool Steel	調質鋼 Hardened Steel	調質鋼 Hardened Steel	鑄鐵 Castiron	不銹鋼 Stainless Steel	銅/鋁 Copper Aluminum	鈦合金 Titanium Alloy	鎳 Nickel	耐熱鋼 Heat Resistant Steel
S45C,S50C,SCM	S45C,SKT,SKD	S45C,SKT,SKD	SKT,SKD	SKT,SKD	FC/FCD	SUS304	-	-	-	-
HRC<20	HRC<20~30	HRC<30~40	HRC<45~55	HRC<55~60	-	-	-	-	-	-
							●			

规格 (Specification)	R径 (R)	刃长 (CEL)	颈长 (NL)	颈径 (ND)	柄径 (SD)	总长 (OAL)
R0.15*0.6*1*0.27*D4*50L*2T	R0.15	0.6	1	0.27	4	50
R0.15*0.6*1.5*0.27*D4*50L*2T			1.5			
R0.15*0.6*2*0.27*D4*50L*2T			2			
R0.15*0.6*2.5*0.27*D4*50L*2T			2.5			
R0.15*0.6*3*0.27*D4*50L*2T			3			
R0.15*0.6*4*0.27*D4*50L*2T			4			
R0.2*0.8*2*0.37*D4*50L*2T	R0.2	0.8	2	0.37	4	50
R0.2*0.8*3*0.37*D4*50L*2T			3			
R0.2*0.8*4*0.37*D4*50L*2T			4			
R0.2*0.8*6*0.37*D4*50L*2T			6			
R0.25*1*2*0.47*D4*50L*2T	R0.25	1	2	0.47	4	50
R0.25*1*3*0.47*D4*50L*2T			3			
R0.25*1*4*0.47*D4*50L*2T			4			
R0.25*1*5*0.47*D4*50L*2T			5			
R0.25*1*6*0.47*D4*50L*2T			6			
R0.25*1*8*0.47*D4*50L*2T			8			
R0.3*1.2*2*0.57*D4*50L*2T	R0.3	1.2	2	0.57	4	50
R0.3*1.2*3*0.57*D4*50L*2T			3			
R0.3*1.2*4*0.57*D4*50L*2T			4			
R0.3*1.2*5*0.57*D4*50L*2T			5			
R0.3*1.2*6*0.57*D4*50L*2T			6			
R0.3*1.2*8*0.57*D4*50L*2T			8			
R0.3*1.2*10*0.57*D4*50L*2T			10			
R0.3*1.2*12*0.57*D4*50L*2T			12			
R0.4*1.6*3*0.77*D4*50L*2T	R0.4	1.6	3	0.77	4	50
R0.4*1.6*4*0.77*D4*50L*2T			4			
R0.4*1.6*5*0.77*D4*50L*2T			5			
R0.4*1.6*6*0.77*D4*50L*2T			6			
R0.4*1.6*8*0.77*D4*50L*2T			8			
R0.4*1.6*10*0.77*D4*50L*2T			10			
R0.4*1.6*12*0.77*D4*50L*2T			12			
R0.5*2*4*0.97*D4*50L*2T	R0.5	2	4	0.97	4	50
R0.5*2*5*0.97*D4*50L*2T			5			
R0.5*2*6*0.97*D4*50L*2T			6			
R0.5*2*8*0.97*D4*50L*2T			8			
R0.5*2*10*0.97*D4*50L*2T			10			
R0.5*2*12*0.97*D4*50L*2T			12			
R0.5*2*14*0.97*D4*50L*2T			14			

YA552LGB 铝用长颈球头铣刀（2F）

YA552LGB Long Neck Ball End Mill For Aluminum (2F)

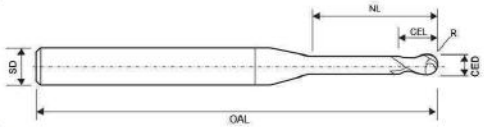

技术参数/ Technology Parameters

MG Carbide

被切削材料應用表（最適用● / ○適用）										
碳素鋼/合金鋼 Carbon Steel/ Alloy Steel	合金鋼/工具 Alloy Steel Tool Steel	合金鋼/工具 Alloy Steel Tool Steel	調質鋼 Hardened Steel	調質鋼 Hardened Steel	鑄鐵 Castiron	不銹鋼 Stainless Steel	銅/鋁 Copper Aluminum	鈦合金 Titanium Alloy	鎳 Nickel	耐熱鋼 Heat Resistant Steel
S45C,S50C,SCM	S45C,SKT,SKD	S45C,SKT,SKD	SKT,SKD	SKT,SKD	FC/FCD	SUS304	-	-	-	-
HRC<20	HRC<20-30	HRC<30-40	HRC<45-55	HRC<55-60	-	-	-	-	-	-
							●			

规格 (Specification)	R径 (R)	刃长 (CEL)	颈长 (NL)	颈径 (ND)	柄径 (SD)	总长 (OAL)
R0.5*2*15*0.97*D4*50L*2T	R0.5	2	15	0.97	4	50
R0.5*2*16*0.97*D4*50L*2T			16			
R0.5*2*18*0.97*D4*50L*2T			18			
R0.5*2*20*0.97*D4*50L*2T			20			
R0.5*2*25*0.97*D4*60L*2T			25			60
R0.5*2*30*0.97*D4*60L*2T			30			
R0.75*3*6*1.45*D4*50L*2T	R0.75	3	6	1.47	4	50
R0.75*3*8*1.45*D4*50L*2T			8			
R0.75*3*10*1.45*D4*50L*2T			10			
R0.75*3*12*1.45*D4*50L*2T			12			
R0.75*3*14*1.45*D4*50L*2T			14			
R0.75*3*15*1.45*D4*50L*2T			15			
R0.75*3*16*1.45*D4*50L*2T			16			
R0.75*3*18*1.45*D4*50L*2T			18			
R0.75*3*20*1.45*D4*50L*2T			20			
R0.75*3*25*1.45*D4*60L*2T			25			60
R0.75*3*30*1.45*D4*60L*2T			30			
R1*4*6*1.95*D4*50L*2T	R1	4	6	1.95	4	50
R1*4*8*1.95*D4*50L*2T			8			
R1*4*10*1.95*D4*50L*2T			10			
R1*4*12*1.95*D4*50L*2T			12			
R1*4*14*1.95*D4*50L*2T			14			
R1*4*15*1.95*D4*50L*2T			15			
R1*4*16*1.95*D4*50L*2T			16			
R1*4*18*1.95*D4*50L*2T			18			
R1*4*20*1.95*D4*50L*2T			20			
R1*4*25*1.95*D4*60L*2T			25			60
R1*4*30*1.95*D4*60L*2T			30			
R1.5*6*8*2.95*D4*50L*2T	R1.5	6	8	2.95	4	50
R1.5*6*10*2.95*D4*50L*2T			10			
R1.5*6*12*2.95*D4*50L*2T			12			
R1.5*6*14*2.95*D4*50L*2T			14			
R1.5*6*15*2.95*D4*50L*2T			15			
R1.5*6*16*2.95*D4*50L*2T			16			
R1.5*6*18*2.95*D4*50L*2T			18			
R1.5*6*20*2.95*D4*50L*2T			20			
R1.5*6*25*2.95*D4*60L*2T			25			60
R1.5*6*30*2.95*D4*60L*2T			30			

YP552LGB 钨钢长颈球头铣刀（2F）

YP552LGB Long Neck Ball End Mill For Steel (2F)

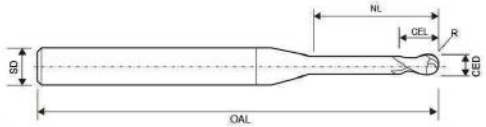

技术参数/ Technology Parameters

MG Carbide

被切削材料應用表（最適用● / ○適用）										
碳素鋼/合金鋼 Carbon Steel/ Alloy Steel	合金鋼/工具 Alloy Steel Tool Steel	合金鋼/工具 Alloy Steel Tool Steel	調質鋼 Hardened Steel	調質鋼 Hardened Steel	鑄鐵 Castiron	不銹鋼 Stainless Steel	銅/鋁 Copper Aluminum	鈦合金 Titanium Alloy	鎳 Nickel	耐熱鋼 Heat Resistant Steel
S45C,S50C,SCM	S45C,SKT,SKD	S45C,SKT,SKD	SKT,SKD	SKT,SKD	FC/FCD	SUS304	-	-	-	-
HRC<20	HRC<20-30	HRC<30-40	HRC<45-55	HRC<55-60	-	-	-	-	-	-
●	●	●	●		○					

规格 (Specification)	R径 (R)	刃长 (CEL)	颈长 (NL)	颈径 (ND)	柄径 (SD)	总长 (OAL)
R0.15*0.6*1*0.27*D4*50L*2T	R0.15	0.6	1	0.27	4	50
R0.15*0.6*1.5*0.27*D4*50L*2T			1.5			
R0.15*0.6*2*0.27*D4*50L*2T			2			
R0.15*0.6*2.5*0.27*D4*50L*2T			2.5			
R0.15*0.6*3*0.27*D4*50L*2T			3			
R0.15*0.6*4*0.27*D4*50L*2T			4			
R0.2*0.8*2*0.37*D4*50L*2T	R0.2	0.8	2	0.37	4	50
R0.2*0.8*3*0.37*D4*50L*2T			3			
R0.2*0.8*4*0.37*D4*50L*2T			4			
R0.2*0.8*6*0.37*D4*50L*2T			6			
R0.25*1*2*0.47*D4*50L*2T	R0.25	1	2	0.47	4	50
R0.25*1*3*0.47*D4*50L*2T			3			
R0.25*1*4*0.47*D4*50L*2T			4			
R0.25*1*5*0.47*D4*50L*2T			5			
R0.25*1*6*0.47*D4*50L*2T			6			
R0.25*1*8*0.47*D4*50L*2T			8			
R0.3*1.2*2*0.57*D4*50L*2T	R0.3	1.2	2	0.57	4	50
R0.3*1.2*3*0.57*D4*50L*2T			3			
R0.3*1.2*4*0.57*D4*50L*2T			4			
R0.3*1.2*5*0.57*D4*50L*2T			5			
R0.3*1.2*6*0.57*D4*50L*2T			6			
R0.3*1.2*8*0.57*D4*50L*2T			8			
R0.3*1.2*10*0.57*D4*50L*2T			10			
R0.3*1.2*12*0.57*D4*50L*2T			12			
R0.4*1.6*3*0.77*D4*50L*2T	R0.4	1.6	3	0.77	4	50
R0.4*1.6*4*0.77*D4*50L*2T			4			
R0.4*1.6*5*0.77*D4*50L*2T			5			
R0.4*1.6*6*0.77*D4*50L*2T			6			
R0.4*1.6*8*0.77*D4*50L*2T			8			
R0.4*1.6*10*0.77*D4*50L*2T			10			
R0.4*1.6*12*0.77*D4*50L*2T			12			
R0.5*2*4*0.97*D4*50L*2T	R0.5	2	4	0.97	4	50
R0.5*2*5*0.97*D4*50L*2T			5			
R0.5*2*6*0.97*D4*50L*2T			6			
R0.5*2*8*0.97*D4*50L*2T			8			
R0.5*2*10*0.97*D4*50L*2T			10			
R0.5*2*12*0.97*D4*50L*2T			12			
R0.5*2*14*0.97*D4*50L*2T			14			

YP552LGB 钨钢长颈型球头铣刀（2F）

YP552LGB Long Neck Ball End Mill For Steel (2F)

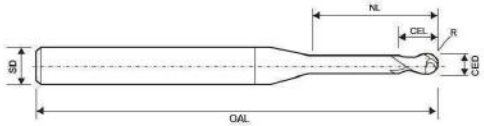

AiTiN | MG Carbide

技术参数/ Technology Parameters

被切削材料應用表（最適用● / ○適用）										
碳素鋼/合金鋼 Carbon Steel/ Alloy Steel	合金鋼/工具 Alloy Steel Tool Steel	合金鋼/工具 Alloy Steel Tool Steel	調質鋼 Hardened Steel	調質鋼 Hardened Steel	鑄鐵 Castiron	不銹鋼 Stainless Steel	銅/鋁 Copper Aluminum	鈦合金 Titanium Alloy	鎳 Nickel	耐熱鋼 Heat Resistant Steel
S45C,S50C,SCM	S45C,SKT,SKD	S45C,SKT,SKD	SKT,SKD	SKT,SKD	FC/FCD	SUS304	-	-	-	-
HRC≤20	HRC<20~30	HRC<30~40	HRC<45~55	HRC<55~60	-	-	-	-	-	-
●	●	●	●		○					

规格 (Specification)	R径 (R)	刃长 (CEL)	颈长 (NL)	颈径 (ND)	柄径 (SD)	总长 (OAL)
R0.5*2*15*0.97*D4*50L*2T	R0.5	2	15	0.97	4	50
R0.5*2*16*0.97*D4*50L*2T			16			
R0.5*2*18*0.97*D4*50L*2T			18			
R0.5*2*20*0.97*D4*50L*2T			20			
R0.5*2*25*0.97*D4*60L*2T			25			60
R0.5*2*30*0.97*D4*60L*2T			30			
R0.75*3*6*1.45*D4*50L*2T	R0.75	3	6	1.47	4	50
R0.75*3*8*1.45*D4*50L*2T			8			
R0.75*3*10*1.45*D4*50L*2T			10			
R0.75*3*12*1.45*D4*50L*2T			12			
R0.75*3*14*1.45*D4*50L*2T			14			
R0.75*3*15*1.45*D4*50L*2T			15			
R0.75*3*16*1.45*D4*50L*2T			16			
R0.75*3*18*1.45*D4*50L*2T			18			
R0.75*3*20*1.45*D4*50L*2T			20			
R0.75*3*25*1.45*D4*60L*2T			25			60
R0.75*3*30*1.45*D4*60L*2T			30			
R1*4*6*1.95*D4*50L*2T	R1	4	6	1.95	4	50
R1*4*8*1.95*D4*50L*2T			8			
R1*4*10*1.95*D4*50L*2T			10			
R1*4*12*1.95*D4*50L*2T			12			
R1*4*14*1.95*D4*50L*2T			14			
R1*4*15*1.95*D4*50L*2T			15			
R1*4*16*1.95*D4*50L*2T			16			
R1*4*18*1.95*D4*50L*2T			18			
R1*4*20*1.95*D4*50L*2T			20			
R1*4*25*1.95*D4*60L*2T			25			60
R1*4*30*1.95*D4*60L*2T			30			
R1.5*6*8*2.95*D4*50L*2T	R1.5	6	8	2.95	4	50
R1.5*6*10*2.95*D4*50L*2T			10			
R1.5*6*12*2.95*D4*50L*2T			12			
R1.5*6*14*2.95*D4*50L*2T			14			
R1.5*6*15*2.95*D4*50L*2T			15			
R1.5*6*16*2.95*D4*50L*2T			16			
R1.5*6*18*2.95*D4*50L*2T			18			
R1.5*6*20*2.95*D4*50L*2T			20			
R1.5*6*25*2.95*D4*60L*2T			25			60
R1.5*6*30*2.95*D4*60L*2T			30			

YP602LGB 高硬长颈型球头铣刀（2F）

YP602LGB Long Neck Ball End Mill For Hard Material (2F)

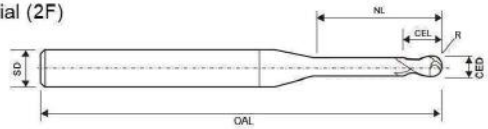

AixSiN | MG Carbide

技术参数/ Technology Parameters

被切削材料應用表（最適用● / ○適用）										
碳素鋼/合金鋼 Carbon Steel/ Alloy Steel	合金鋼/工具 Alloy Steel Tool Steel	合金鋼/工具 Alloy Steel Tool Steel	調質鋼 Hardened Steel	調質鋼 Hardened Steel	鑄鐵 Castiron	不銹鋼 Stainless Steel	銅/鋁 Copper Aluminum	鈦合金 Titanium Alloy	鎳 Nickel	耐熱鋼 Heat Resistant Steel
S45C,S50C,SCM	S45C,SKT,SKD	S45C,SKT,SKD	SKT,SKD	SKT,SKD	FC/FCD	SUS304	-	-	-	-
HRC≤20	HRC<20~30	HRC<30~40	HRC<45~55	HRC<55~60	-	-	-	-	-	-
●	●	●	●	●	○	●		○	○	○

规格 (Specification)	R径 (R)	刃长 (CEL)	颈长 (NL)	颈径 (ND)	柄径 (SD)	总长 (OAL)
R0.15*0.6*1*0.27*D4*50L*2T	R0.15	0.6	1	0.27	4	50
R0.15*0.6*1.5*0.27*D4*50L*2T			1.5			
R0.15*0.6*2*0.27*D4*50L*2T			2			
R0.15*0.6*2.5*0.27*D4*50L*2T			2.5			
R0.15*0.6*3*0.27*D4*50L*2T			3			
R0.15*0.6*4*0.27*D4*50L*2T			4			
R0.2*0.8*2*0.37*D4*50L*2T	R0.2	0.8	2	0.37	4	50
R0.2*0.8*3*0.37*D4*50L*2T			3			
R0.2*0.8*4*0.37*D4*50L*2T			4			
R0.2*0.8*6*0.37*D4*50L*2T			6			
R0.25*1*2*0.47*D4*50L*2T	R0.25	1	2	0.47	4	50
R0.25*1*3*0.47*D4*50L*2T			3			
R0.25*1*4*0.47*D4*50L*2T			4			
R0.25*1*5*0.47*D4*50L*2T			5			
R0.25*1*6*0.47*D4*50L*2T			6			
R0.25*1*8*0.47*D4*50L*2T			8			
R0.3*1.2*2*0.57*D4*50L*2T	R0.3	1.2	2	0.57	4	50
R0.3*1.2*3*0.57*D4*50L*2T			3			
R0.3*1.2*4*0.57*D4*50L*2T			4			
R0.3*1.2*5*0.57*D4*50L*2T			5			
R0.3*1.2*6*0.57*D4*50L*2T			6			
R0.3*1.2*8*0.57*D4*50L*2T			8			
R0.3*1.2*10*0.57*D4*50L*2T			10			
R0.3*1.2*12*0.57*D4*50L*2T			12			
R0.4*1.6*3*0.77*D4*50L*2T	R0.4	1.6	3	0.77	4	50
R0.4*1.6*4*0.77*D4*50L*2T			4			
R0.4*1.6*5*0.77*D4*50L*2T			5			
R0.4*1.6*6*0.77*D4*50L*2T			6			
R0.4*1.6*8*0.77*D4*50L*2T			8			
R0.4*1.6*10*0.77*D4*50L*2T			10			
R0.4*1.6*12*0.77*D4*50L*2T			12			
R0.5*2*4*0.97*D4*50L*2T	R0.5	2	4	0.97	4	50
R0.5*2*5*0.97*D4*50L*2T			5			
R0.5*2*6*0.97*D4*50L*2T			6			
R0.5*2*8*0.97*D4*50L*2T			8			
R0.5*2*10*0.97*D4*50L*2T			10			
R0.5*2*12*0.97*D4*50L*2T			12			
R0.5*2*14*0.97*D4*50L*2T			14			

YP602LGB 高硬长颈型球头铣刀（2F）

YP602LGB Long Neck Ball End Mill For Hard Material (2F)

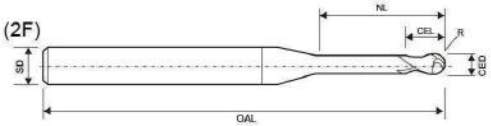

AixSiN | MG Carbide

技术参数/ Technology Parameters

被切削材料應用表（最適用● / ○適用）										
碳素鋼/合金鋼 Carbon Steel/ Alloy Steel	合金鋼/工具 Alloy Steel Tool Steel	合金鋼/工具 Alloy Steel Tool Steel	調質鋼 Hardened Steel	調質鋼 Hardened Steel	鑄鐵 Castiron	不銹鋼 Stainless Steel	銅/鋁 Copper Aluminum	鈦合金 Titanium Alloy	鎳 Nickel	耐熱鋼 Heat Resistant Steel
S45C,S50C,SCM	S45C,SKT,SKD	S45C,SKT,SKD	SKT,SKD	SKT,SKD	FC/FCD	SUS304	-	-	-	-
HRC≤20	HRC≤20~30	HRC≤30~40	HRC≤45~55	HRC≤55~60	-	-	-	-	-	-
●	●	●	●	●	○	●		○	○	○

规格 (Specification)	R径 (R)	刃长 (CEL)	颈长 (NL)	颈径 (ND)	柄径 (SD)	总长 (OAL)
R0.5*2*15*0.97*D4*50L*2T	R0.5	2	15	0.97	4	50
R0.5*2*16*0.97*D4*50L*2T			16			
R0.5*2*18*0.97*D4*50L*2T			18			
R0.5*2*20*0.97*D4*50L*2T			20			
R0.5*2*25*0.97*D4*60L*2T			25			60
R0.5*2*30*0.97*D4*60L*2T			30			
R0.75*3*6*1.45*D4*50L*2T	R0.75	3	6	1.47	4	50
R0.75*3*8*1.45*D4*50L*2T			8			
R0.75*3*10*1.45*D4*50L*2T			10			
R0.75*3*12*1.45*D4*50L*2T			12			
R0.75*3*14*1.45*D4*50L*2T			14			
R0.75*3*15*1.45*D4*50L*2T			15			
R0.75*3*16*1.45*D4*50L*2T			16			
R0.75*3*18*1.45*D4*50L*2T			18			
R0.75*3*20*1.45*D4*50L*2T			20			
R0.75*3*25*1.45*D4*60L*2T			25			60
R0.75*3*30*1.45*D4*60L*2T			30			
R1*4*6*1.95*D4*50L*2T	R1	4	6	1.95	4	50
R1*4*8*1.95*D4*50L*2T			8			
R1*4*10*1.95*D4*50L*2T			10			
R1*4*12*1.95*D4*50L*2T			12			
R1*4*14*1.95*D4*50L*2T			14			
R1*4*15*1.95*D4*50L*2T			15			
R1*4*16*1.95*D4*50L*2T			16			
R1*4*18*1.95*D4*50L*2T			18			
R1*4*20*1.95*D4*50L*2T			20			
R1*4*25*1.95*D4*60L*2T			25			60
R1*4*30*1.95*D4*60L*2T			30			
R1.5*6*8*2.95*D4*50L*2T	R1.5	6	8	2.95	4	50
R1.5*6*10*2.95*D4*50L*2T			10			
R1.5*6*12*2.95*D4*50L*2T			12			
R1.5*6*14*2.95*D4*50L*2T			14			
R1.5*6*15*2.95*D4*50L*2T			15			
R1.5*6*16*2.95*D4*50L*2T			16			
R1.5*6*18*2.95*D4*50L*2T			18			
R1.5*6*20*2.95*D4*50L*2T			20			
R1.5*6*25*2.95*D4*60L*2T			25			60
R1.5*6*30*2.95*D4*60L*2T			30			

YA553N 铝用圆鼻刀（3F）

YA553N Bull Nose Shape Endmill For Aluminum (3F)

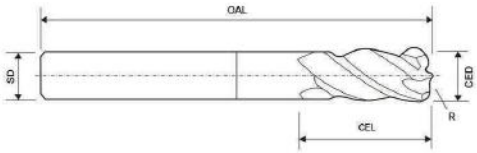

MG Carbide

技术参数/ Technology Parameters

被切削材料應用表（最適用● / ○適用）										
碳素鋼/合金鋼 Carbon Steel/ Alloy Steel	合金鋼/工具 Alloy Steel Tool Steel	合金鋼/工具 Alloy Steel Tool Steel	調質鋼 Hardened Steel	調質鋼 Hardened Steel	鑄鐵 Castiron	不銹鋼 Stainless Steel	銅/鋁 Copper Aluminum	鈦合金 Titanium Alloy	鎳 Nickel	耐熱鋼 Heat Resistant Steel
S45C,S50C,SCM	S45C,SKT,SKD	S45C,SKT,SKD	SKT,SKD	SKT,SKD	FC/FCD	SUS304	-	-	-	-
HRC≤20	HRC≤20~30	HRC≤30~40	HRC≤45~55	HRC≤55~60	-	-	-	-	-	-
							●			

规格 (Specification)	刃径 (CED)	刃长 (CEL)	R角 (R)	柄径 (SD)	总长 (OAL)
1R0.2*D4*50L*3T	1	3	R0.2	4	50
1.5R0.2*D4*50L*3T	1.5	4	R0.2	4	50
2R0.2*D4*50L*3T	2	6	R0.2	4	50
2R0.5*D4*50L*3T	2	6	R0.5	4	50
3R0.2*D4*50L*3T	3	9	R0.2	4	50
3R0.5*D4*50L*3T	3	9	R0.5	4	50
3R1.0*D4*50L*3T	3	9	R1.0	4	50
4R0.2*D4*50L*3T	4	12	R0.2	4	50
4R0.5*D4*50L*3T	4	12	R0.5	4	50
4R1.0*D4*50L*3T	4	12	R1.0	4	50
6R0.5*D6*50L*3T	6	18	R0.5	6	50
6R1.0*D6*50L*3T	6	18	R1.0	6	50
6R2.0*D6*50L*3T	6	18	R2.0	6	50
8R0.5*D8*60L*3T	8	24	R0.5	8	60
8R1.0*D8*60L*3T	8	24	R1.0	8	60
8R2.0*D8*60L*3T	8	24	R2.0	8	60
10R0.5*D10*75L*3T	10	30	R0.5	10	75
10R1.0*D10*75L*3T	10	30	R1.0	10	75
10R2.0*D10*75L*3T	10	30	R2.0	10	75
10R3.0*D10*75L*3T	10	30	R3.0	10	75
12R0.5*D12*75L*3T	12	36	R0.5	12	75
12R1.0*D12*75L*3T	12	36	R1.0	12	75
12R2.0*D12*75L*3T	12	36	R2.0	12	75
12R3.0*D12*75L*3T	12	36	R3.0	12	75
6R0.5*D6*75L*3T	6	20	R0.5	6	75
6R1.0*D6*75L*3T	6	20	R1.0	6	75
6R0.5*D6*100L*3T	6	25	R0.5	6	100
6R1.0*D6*100L*3T	6	25	R1.0	6	100
8R0.5*D8*100L*3T	8	30	R0.5	8	100
8R1.0*D8*100L*3T	8	30	R1.0	8	100
10R0.5*D10*100L*3T	10	40	R0.5	10	100
10R1.0*D10*100L*3T	10	40	R1.0	10	100
10R2.0*D10*100L*3T	10	40	R2.0	10	100
10R3.0*D10*100L*3T	10	40	R3.0	10	100
12R0.5*D12*100L*3T	12	45	R0.5	12	100
12R1.0*D12*100L*3T	12	45	R1.0	12	100
12R2.0*D12*100L*3T	12	45	R2.0	12	100
12R3.0*D12*100L*3T	12	45	R3.0	12	100

YA-DLC3N 涂层铜铝专用圆鼻铣刀（3F）

YA-DLC3N Coated Bull Nose Endmill For Copper And Aluminum (3F)

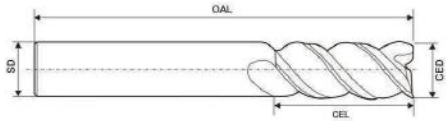

DLC | MG Carbide

技术参数/ Technology Parameters

被切削材料應用表（最適用● / ○適用）										
碳素鋼/合金鋼 Carbon Steel/ Alloy Steel	合金鋼/工具 Alloy Steel Tool Steel	合金鋼/工具 Alloy Steel Tool Steel	調質鋼 Hardened Steel	調質鋼 Hardened Steel	鑄鐵 Castiron	不銹鋼 Stainless Steel	銅/鋁 Copper Aluminum	鈦合金 Titanium Alloy	鎳 Nickel	耐熱鋼 Heat Resistant Steel
S45C,S50C,SCM	S45C,SKT,SKD	S45C,SKT,SKD	SKT,SKD	SKT,SKD	FC/FCD	SUS304	-	-	-	-
HRC<20	HRC<20~30	HRC<30~40	HRC<45~55	HRC<55~60	-	-	-	-	-	-
							●			

规格 (Specification)	刃径 (CED)	R径 (R)	刃长 (CEL)	柄径 (SD)	总长 (OAL)
D1R0.2*3*D4*50L*3T	1	0.2	3	4	50
D1.5R0.2*4.5*D4*50L*3T	1.5	0.2	4.5	4	50
D2R0.2*6*D4*50L*3T	2	0.2	6	4	50
D2R0.5*6*D4*50L*3T	2	0.5	6	4	50
D3R0.2*9*D4*50L*3T	3	0.2	9	4	50
3R0.5*9*D4*50L*3T	3	0.5	9	4	50
D3R0.2*9*D4*75L*3T	3	0.2	9	4	75
D3R0.5*9*D4*75L*3T	3	0.5	9	4	75
D4R0.2*12*D4*50L*3T	4	0.2	12	4	50
D4R0.5*12*D4*50L*3T	4	0.5	12	4	50
D4R0.2*12*D4*75L*3T	4	0.2	12	4	75
D4R0.5*12*D4*75L*3T	4	0.5	12	4	75
D6R0.2*18*D6*50L*3T	6	0.2	18	6	50
D6R0.5*18*D6*50L*3T	6	0.5	18	6	50
D6R0.2*18*D6*75L*3T	6	0.2	18	6	75
D6R0.5*18*D6*75L*3T	6	0.5	18	6	75
D6R0.2*18*D6*100L*3T	6	0.2	18	6	100
D6R0.5*18*D6*100L*3T	6	0.5	18	6	100
D8R0.5*24*D8*60L*3T	8	0.5	24	8	60
D8R1*24*D8*60L*3T	8	1	24	8	60
D8R0.5*24*D8*75L*3T	8	0.5	24	8	75
D8R1*24*D8*75L*3T	8	1	24	8	75
D8R0.5*24*D8*100L*3T	8	0.5	24	8	100
D8R1*24*D8*100L*3T	8	1	24	8	100
D10R0.5*30*D10*75L*3T	10	0.5	30	10	75
D10R1*30*D10*75L*3T	10	1	30	10	75
D10R0.5*30*D10*100L*3T	10	0.5	30	10	100
D10R1*30*D10*100L*3T	10	1	30	10	100
D12R0.5*36*D12*75L*3T	12	0.5	36	12	75
D12R1*36*D12*75L*3T	12	1	36	12	75
D12R0.5*36*D12*100L*3T	12	0.5	36	12	100
R12R1*36*D12*100L*3T	12	1	36	12	100

YP554N 钨钢圆鼻铣刀（4F）

YP554N Bull Nose Shape Endmill (4F)

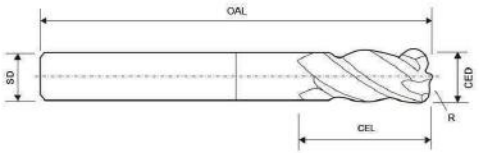

AlTiN | MG Carbide

技术参数/ Technology Parameters

被切削材料應用表（最適用● / ○適用）										
碳素鋼/合金鋼 Carbon Steel/ Alloy Steel	合金鋼/工具 Alloy Steel Tool Steel	合金鋼/工具 Alloy Steel Tool Steel	調質鋼 Hardened Steel	調質鋼 Hardened Steel	鑄鐵 Castiron	不銹鋼 Stainless Steel	銅/鋁 Copper Aluminum	鈦合金 Titanium Alloy	鎳 Nickel	耐熱鋼 Heat Resistant Steel
S45C,S50C,SCM	S45C,SKT,SKD	S45C,SKT,SKD	SKT,SKD	SKT,SKD	FC/FCD	SUS304	-	-	-	-
HRC<20	HRC<20~30	HRC<30~40	HRC<45~55	HRC<55~60	-	-	-	-	-	-
●	●	●	●		●	○				

规格 (Specification)	刃径 (CED)	R径 (R)	刃长 (CEL)	柄径 (SD)	总长 (OAL)
D1*R0.1*3*D4*50L*4T	φ1.0	R0.1	3	4	50
D1*R0.2*3*D4*50L*4T		R0.2			
D1*R0.3*3*D4*50L*4T		R0.3			
D1.5*R0.1*4.5*D4*50L*4T	φ1.5	R0.1	4.5	4	50
D1.5*R0.2*4.5*D4*50L*4T		R0.2			
D1.5*R0.3*4.5*D4*50L*4T		R0.3			
D1.5*R0.5*4.5*D4*50L*4T		R0.5			
D2*R0.1*6*D4*50L*4T	φ2.0	R0.1	6	4	50
D2*R0.2*6*D4*50L*4T		R0.2			
D2*R0.3*6*D4*50L*4T		R0.3			
D2*R0.5*6*D4*50L*4T		R0.5			
D3*R0.1*9*D4*50L*4T	φ3.0	R0.1	9	4	50
D3*R0.2*9*D4*50L*4T		R0.2			
D3*R0.3*9*D4*50L*4T		R0.3			
D3*R0.5*9*D4*50L*4T		R0.5			
D3*R1*9*D4*50L*4T		R1.0			
D4*R0.1*10*D4*50L*4T	φ4.0	R0.1	10	4	50
D4*R0.2*10*D4*50L*4T		R0.2			
D4*R0.3*10*D4*50L*4T		R0.3			
D4*R0.5*10*D4*50L*4T		R0.5			
D4*R1*10*D4*50L*4T		R1.0			
D6*R0.1*15*D6*50L*4T	φ6.0	R0.1	15	6	50
D6*R0.2*15*D6*50L*4T		R0.2			
D6*R0.3*15*D6*50L*4T		R0.3			
D6*R0.5*15*D6*50L*4T		R0.5			
D6*R1*15*D6*50L*4T		R1.0			
D6*R1.5*15*D6*50L*4T		R1.5			
D6*R2*15*D6*50L*4T		R2.0			

YP554N 钨钢圆鼻铣刀（4F）

YP554N Bull Nose Shape Endmill (4F)

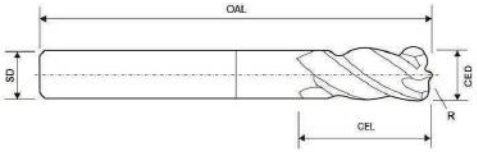

AlTiN | MG Carbide

技术参数/ Technology Parameters

被切削材料應用表（最適用● / ○適用）										
碳素鋼/合金鋼 Carbon Steel/ Alloy Steel	合金鋼/工具 Alloy Steel Tool Steel	合金鋼/工具 Alloy Steel Tool Steel	調質鋼 Hardened Steel	調質鋼 Hardened Steel	鑄鐵 Castiron	不銹鋼 Stainless Steel	銅/鋁 Copper Aluminum	鈦合金 Titanium Alloy	鎳 Nickel	耐熱鋼 Heat Resistant Steel
S45C,S50C,SCM	S45C,SKT,SKD	S45C,SKT,SKD	SKT,SKD	SKT,SKD	FC/FCD	SUS304	-	-	-	-
HRC<20	HRC<20-30	HRC<30-40	HRC<45-55	HRC<55-60	-	-	-	-	-	-
●	●	●	●		●	○				

规格 (Specification)	刃径 (CED)	R径 (R)	刃长 (CEL)	柄径 (SD)	总长 (OAL)
D8*R0.1*20*D8*60L*4T	φ8.0	R0.1	20	8	60
D8*R0.2*20*D8*60L*4T		R0.2			
D8*R0.3*20*D8*60L*4T		R0.3			
D8*R0.5*20*D8*60L*4T		R0.5			
D8*R1*20*D8*60L*4T		R1.0			
D8*R1.5*20*D8*60L*4T		R1.5			
D8*R2*20*D8*60L*4T		R2.0			
D10*R0.1*25*D10*75L*4T	φ10.0	R0.1	25	10	75
D10*R0.2*25*D10*75L*4T		R0.2			
D10*R0.3*25*D10*75L*4T		R0.3			
D10*R0.5*25*D10*75L*4T		R0.5			
D10*R1*25*D10*75L*4T		R1.0			
D10*R2*25*D10*75L*4T		R2.0			
D12*R0.1*30*D12*75L*4T	φ12.0	R0.1	30	12	75
D12*R0.2*30*D12*75L*4T		R0.2			
D12*R0.3*30*D12*75L*4T		R0.3			
D12*R0.5*30*D12*75L*4T		R0.5			
D12*R1*30*D12*75L*4T		R1.0			
D12*R2*30*D12*75L*4T		R2.0			

804N 不锈钢专用圆鼻铣刀（4F）

804N Bull Nose Endmill For Stainless Steel (4F)

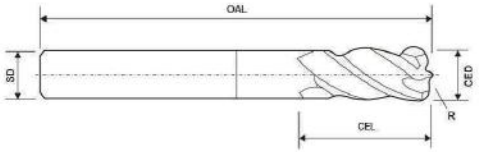

CrAlTiN | MG Carbide

技术参数/ Technology Parameters

被切削材料應用表（最適用● / ○適用）										
碳素鋼/合金鋼 Carbon Steel/ Alloy Steel	合金鋼/工具 Alloy Steel Tool Steel	合金鋼/工具 Alloy Steel Tool Steel	調質鋼 Hardened Steel	調質鋼 Hardened Steel	鑄鐵 Castiron	不銹鋼 Stainless Steel	銅/鋁 Copper Aluminum	鈦合金 Titanium Alloy	鎳 Nickel	耐熱鋼 Heat Resistant Steel
S45C,S50C,SCM	S45C,SKT,SKD	S45C,SKT,SKD	SKT,SKD	SKT,SKD	FC/FCD	SUS304	-	-	-	-
HRC<20	HRC<20-30	HRC<30-40	HRC<45-55	HRC<55-60	-	-	-	-	-	-
○	○	○	○			●		●		

Specifications	R Dia	Dc	Lc	D	L
D1R0.2*2H*D4*4T*50L	1	R0.2	2	4	50
D1.5R0.2*3H*D4*4T*50L	1.5	R0.2	3	4	50
D2R0.2*4H*D4*4T*50L	2	R0.2	4	4	50
D3R0.2*6H*D4*4T*50L	3	R0.2	6	4	50
D3R0.5*6H*D3*4T*50L	3	R0.5	6	3	50
D3R0.5*6H*D4*4T*50L	3	R0.5	6	4	50
D4R0.2*8H*D4*50L	4	R0.2	8	4	50
D4R0.5*8H*D4*50L	4	R0.5	8	4	50
D4R0.5*8H*D4*75L	4	R0.5	8	4	75
D4R0.5*8H*D4*100L	4	R0.5	8	4	100
D4R1.0*8H*D4*50L	4	R1	8	4	50
D6R0.2*12H*D6*50L	6	R0.2	12	6	50
D6R0.5*12H*D6*50L	6	R0.5	12	6	50
D6R0.5*12H*D6*75L	6	R0.5	12	6	75
D6R0.5*12H*D6*100L	6	R0.5	12	6	100
D6R1.0*12H*D6*50L	6	R1	12	6	50
D6R1.0*12H*D6*75L	6	R1	12	6	75
D6R1.0*12H*D6*100L	6	R1	12	6	100
D8R0.5*16H*D8*60L	8	R0.5	16	8	60
D8R0.5*16H*D8*75L	8	R0.5	16	8	75
D8R0.5*16H*D8*100L	8	R1	16	8	100
D8R1.0*16H*D8*60L	8	R1	16	8	60
D8R1.0*16H*D8*75L	8	R1	16	8	75
D8R1.0*16H*D8*100L	8	R1	16	8	100
D10R0.5*20H*D10*75L	10	R0.5	20	10	75
D10R0.5*20H*D10*100L	10	R0.5	20	10	100
D10R0.5*20H*D10*150L	10	R0.5	20	10	150
D10R1.0*20H*D10*75L	10	R1	20	10	75
D10R1.0*20H*D10*100L	10	R1	20	10	100
D12R0.5*24H*D12*75L	12	R0.5	24	12	75
D12R0.5*24H*D12*100L	12	R0.5	24	12	100
D12R0.5*24H*D12*150L	12	R0.5	24	12	150
D12R1.0*24H*D12*75L	12	R1	24	12	75
D12R1.0*24H*D12*100L	12	R1	24	12	100

YH634N 高硬圆鼻铣刀（4F）

YH634N Bull Nose Shape Endmill For Hard Material (4F)

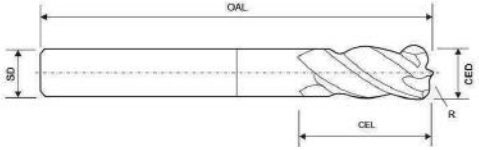

TixSiN | MG Carbide

技术参数/ Technology Parameters

被切削材料應用表（最適用● / ○適用）										
碳素鋼/合金鋼 Carbon Steel/ Alloy Steel	合金鋼/工具 Alloy Steel Tool Steel	合金鋼/工具 Alloy Steel Tool Steel	調質鋼 Hardened Steel	調質鋼 Hardened Steel	鑄鐵 Castiron	不銹鋼 Stainless Steel	銅/鋁 Copper Aluminum	鈦合金 Titanium Alloy	鎳 Nickel	耐熱鋼 Heat Resistant Steel
S45C,S50C,SCM	S45C,SKT,SKD	S45C,SKT,SKD	SKT,SKD	SKT,SKD	FC/FCD	SUS304	-	-	-	-
HRC<20	HRC<20~30	HRC<30~40	HRC<45~55	HRC<55~60	-	-	-	-	-	-
●	●	●	●	●	○	○		○	○	○

规格 (Specification)	刃径 (CED)	R径 (R)	刃长 (CEL)	柄径 (SD)	总长 (OAL)
D1*R0.1*3*D4*50L*4T	φ1.0	R0.1	3	4	50
D1*R0.2*3*D4*50L*4T		R0.2			
D1*R0.3*3*D4*50L*4T		R0.3			
D1.5*R0.1*4.5*D4*50L*4T	φ1.5	R0.1	4.5	4	50
D1.5*R0.2*4.5*D4*50L*4T		R0.2			
D1.5*R0.3*4.5*D4*50L*4T		R0.3			
D1.5*R0.5*4.5*D4*50L*4T		R0.5			
D2*R0.1*6*D4*50L*4T	φ2.0	R0.1	6	4	50
D2*R0.2*6*D4*50L*4T		R0.2			
D2*R0.3*6*D4*50L*4T		R0.3			
D2*R0.5*6*D4*50L*4T		R0.5			
D3*R0.1*9*D4*50L*4T	φ3.0	R0.1	9	4	50
D3*R0.2*9*D4*50L*4T		R0.2			
D3*R0.3*9*D4*50L*4T		R0.3			
D3*R0.5*9*D4*50L*4T		R0.5			
D3*R1*9*D4*50L*4T		R1.0			
D4*R0.1*10*D4*50L*4T	φ4.0	R0.1	10	4	50
D4*R0.2*10*D4*50L*4T		R0.2			
D4*R0.3*10*D4*50L*4T		R0.3			
D4*R0.5*10*D4*50L*4T		R0.5			
D4*R1*10*D4*50L*4T		R1.0			
D6*R0.1*15*D6*50L*4T	φ6.0	R0.1	15	6	50
D6*R0.2*15*D6*50L*4T		R0.2			
D6*R0.3*15*D6*50L*4T		R0.3			
D6*R0.5*15*D6*50L*4T		R0.5			
D6*R1*15*D6*50L*4T		R1.0			
D6*R1.5*15*D6*50L*4T		R1.5			
D6*R2*15*D6*50L*4T		R2.0			

圆鼻铣刀 Bull Nose Shape Endmill | GRAND TOOLS BUILD IT SMARTER

YH634N 高硬圆鼻铣刀（4F）
YH634N Bull Nose Shape Endmill For Hard Material (4F)

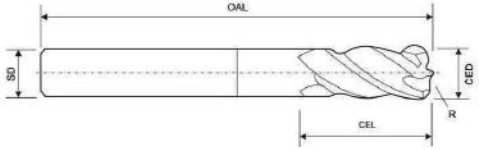

TixSiN | MG Carbide

技术参数/ Technology Parameters

被切削材料應用表（最適用● / ○適用）										
碳素鋼/合金鋼 Carbon Steel/ Alloy Steel	合金鋼/工具 Alloy Steel Tool Steel	合金鋼/工具 Alloy Steel Tool Steel	調質鋼 Hardened Steel	調質鋼 Hardened Steel	鑄鐵 Castiron	不銹鋼 Stainless Steel	銅/鋁 Copper Aluminum	鈦合金 Titanium Alloy	鎳 Nickel	耐熱鋼 Heat Resistant Steel
S45C,S50C,SCM	S45C,SKT,SKD	S45C,SKT,SKD	SKT,SKD	SKT,SKD	FC/FCD	SUS304	-	-	-	-
HRC<20	HRC<20~30	HRC<30~40	HRC<45~55	HRC<55~60	-	-	-	-	-	-
●	●	●	●	●	○	○		○	○	○

规格 (Specification)	刃径 (CED)	R径 (R)	刃长 (CEL)	柄径 (SD)	总长 (OAL)
D8*R0.1*20*D8*60L*4T	φ8.0	R0.1	20	8	60
D8*R0.2*20*D8*60L*4T		R0.2			
D8*R0.3*20*D8*60L*4T		R0.3			
D8*R0.5*20*D8*60L*4T		R0.5			
D8*R1*20*D8*60L*4T		R1.0			
D8*R1.5*20*D8*60L*4T		R1.5			
D8*R2*20*D8*60L*4T		R2.0			
D10*R0.1*25*D10*75L*4T	φ10.0	R0.1	25	10	75
D10*R0.2*25*D10*75L*4T		R0.2			
D10*R0.3*25*D10*75L*4T		R0.3			
D10*R0.5*25*D10*75L*4T		R0.5			
D10*R1*25*D10*75L*4T		R1.0			
D10*R2*25*D10*75L*4T		R2.0			
D12*R0.1*30*D12*75L*4T	φ12.0	R0.1	30	12	75
D12*R0.2*30*D12*75L*4T		R0.2			
D12*R0.3*30*D12*75L*4T		R0.3			
D12*R0.5*30*D12*75L*4T		R0.5			
D12*R1*30*D12*75L*4T		R1.0			
D12*R2*30*D12*75L*4T		R2.0			

平底铣刀 Square | 长颈平底铣刀 Long Neck Square | 球头铣刀 Ball | 长颈球头铣刀 Long Neck Ball | 圆鼻铣刀 Radius | 长颈圆鼻铣刀 Long Neck Radius | 螺纹铣刀 Thread Milling | 钻头 Drilling | 螺纹刀头 Thread Cutter Head | 抗震刀杆 Anti-vibration Holder | 刀粒 Carbide Inserts

YP55LN 长颈型圆鼻铣刀（4F）

YP55LN Long Neck Bull Nose Endmill (4F)

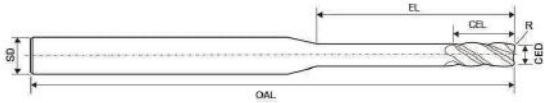

AlTiN | MG Carbide

技术参数/ Technology Parameters

被切削材料應用表（最適用● / ○適用）										
碳素鋼/合金鋼 Carbon Steel/ Alloy Steel	合金鋼/工具 Alloy Steel Tool Steel	合金鋼/工具 Alloy Steel Tool Steel	調質鋼 Hardened Steel	調質鋼 Hardened Steel	鑄鐵 Castiron	不銹鋼 Stainless Steel	銅/鋁 Copper Aluminum	鈦合金 Titanium Alloy	鎳 Nickel	耐熱鋼 Heat Resistant Steel
S45C,S50C,SCM	S45C,SKT,SKD	S45C,SKT,SKD	SKT,SKD	SKT,SKD	FC/FCD	SUS304	-	-	-	-
HRC≤20	HRC<20~30	HRC<30~40	HRC<45~55	HRC<55~60	-	-	-	-	-	-
●	●	●	●		●	○				

规格 (Specification)	刃径 (CED)	R径 (R)	刃长 (CEL)	颈径 (ND)	有效长度 (EL)	柄径 (SD)	总长 (OAL)
D1*R0.1*2.5*d0.97*6*D4*50L	φ1.0	R0.1	2.5	0.97	6	4	50
D1*R0.1*2.5*d0.97*8*D4*50L					8		
D1*R0.1*2.5*d0.97*10*D4*50L					10		
D1*R0.1*2.5*d0.97*12*D4*50L					12		
D1*R0.1*2.5*d0.97*14*D4*50L					14		
D1*R0.1*2.5*d0.97*16*D4*50L					16		
D1*R0.1*2.5*d0.97*18*D4*50L					18		
D1*R0.1*2.5*d0.97*20*D4*50L					20		
D1.5*R0.1*3.8*d1.465*6*D4*50L	φ1.5	R0.1	3.8	1.465	6	4	50
D1.5*R0.1*3.8*d1.465*8*D4*50L					8		
D1.5*R0.1*3.8*d1.465*10*D4*50L					10		
D1.5*R0.1*3.8*d1.465*12*D4*50L					12		
D1.5*R0.1*3.8*d1.465*14*D4*50L					14		
D1.5*R0.1*3.8*d1.465*16*D4*50L					16		
D1.5*R0.1*3.8*d1.465*18*D4*50L					18		
D1.5*R0.1*3.8*d1.465*20*D4*50L					20		
D2*R0.1*5*d1.96*8*D4*50L	φ2.0	R0.1	5	1.96	8	4	50
D2*R0.1*5*d1.96*10*D4*50L					10		
D2*R0.1*5*d1.96*12*D4*50L					12		
D2*R0.1*5*d1.96*14*D4*50L					14		
D2*R0.1*5*d1.96*16*D4*50L					16		
D2*R0.1*5*d1.96*18*D4*50L					18		
D2*R0.1*5*d1.96*20*D4*50L					20		
D3*R0.1*7.5*d2.95*10*D6*50L	φ3	R0.1	7.5	2.95	10	6	50
D3*R0.1*7.5*d2.95*12*D6*50L					12		
D3*R0.1*7.5*d2.95*14*D6*50L					14		
D3*R0.1*7.5*d2.95*16*D6*50L					16		
D3*R0.1*7.5*d2.95*18*D6*50L					18		
D3*R0.1*7.5*d2.95*20*D6*50L					20		

YP60LN 加硬长颈圆鼻铣刀（4F）

YP60LN Long Neck Bull Nose Endmill For Hard Material (4F)

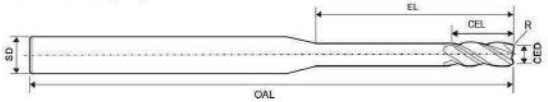

TiN | MG Carbide

技术参数/ Technology Parameters

被切削材料應用表（最適用● / ○適用）										
碳素鋼/合金鋼 Carbon Steel/ Alloy Steel	合金鋼/工具 Alloy Steel Tool Steel	合金鋼/工具 Alloy Steel Tool Steel	調質鋼 Hardened Steel	調質鋼 Hardened Steel	鑄鐵 Castiron	不銹鋼 Stainless Steel	銅/鋁 Copper Aluminum	鈦合金 Titanium Alloy	鎳 Nickel	耐熱鋼 Heat Resistant Steel
S45C,S50C,SCM	S45C,SKT,SKD	S45C,SKT,SKD	SKT,SKD	SKT,SKD	FC/FCD	SUS304	-	-	-	-
HRC≤20	HRC<20~30	HRC<30~40	HRC<45~55	HRC<55~60	-	-	-	-	-	-
●	●	●	●	●	○	○		○	○	○

规格 (Specification)	刃径 (CED)	R径 (R)	刃长 (CEL)	颈径 (ND)	有效长度 (EL)	柄径 (SD)	总长 (OAL)
D1*R0.1*2.5*d0.97*6*D4*50L	φ1.0	R0.1	2.5	0.97	6	4	50
D1*R0.1*2.5*d0.97*8*D4*50L					8		
D1*R0.1*2.5*d0.97*10*D4*50L					10		
D1*R0.1*2.5*d0.97*12*D4*50L					12		
D1*R0.1*2.5*d0.97*14*D4*50L					14		
D1*R0.1*2.5*d0.97*16*D4*50L					16		
D1*R0.1*2.5*d0.97*18*D4*50L					18		
D1*R0.1*2.5*d0.97*20*D4*50L					20		
D1.5*R0.1*3.8*d1.465*6*D4*50L	φ1.5	R0.1	3.8	1.465	6	4	50
D1.5*R0.1*3.8*d1.465*8*D4*50L					8		
D1.5*R0.1*3.8*d1.465*10*D4*50L					10		
D1.5*R0.1*3.8*d1.465*12*D4*50L					12		
D1.5*R0.1*3.8*d1.465*14*D4*50L					14		
D1.5*R0.1*3.8*d1.465*16*D4*50L					16		
D1.5*R0.1*3.8*d1.465*18*D4*50L					18		
D1.5*R0.1*3.8*d1.465*20*D4*50L					20		
D2*R0.1*5*d1.96*8*D4*50L	φ2.0	R0.1	5	1.96	8	4	50
D2*R0.1*5*d1.96*10*D4*50L					10		
D2*R0.1*5*d1.96*12*D4*50L					12		
D2*R0.1*5*d1.96*14*D4*50L					14		
D2*R0.1*5*d1.96*16*D4*50L					16		
D2*R0.1*5*d1.96*18*D4*50L					18		
D2*R0.1*5*d1.96*20*D4*50L					20		
D3*R0.1*7.5*d2.95*10*D6*50L	φ3	R0.1	7.5	2.95	10	6	50
D3*R0.1*7.5*d2.95*12*D6*50L					12		
D3*R0.1*7.5*d2.95*14*D6*50L					14		
D3*R0.1*7.5*d2.95*16*D6*50L					16		
D3*R0.1*7.5*d2.95*18*D6*50L					18		
D3*R0.1*7.5*d2.95*20*D6*50L					20		



YZA-2101 单牙铝用螺纹铣刀

YZA-2101 Single Tooth Thread milling For Aluminum

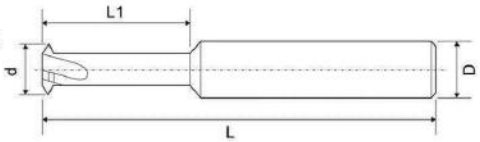

MG Carbide 3 4 5 6

技术参数/ Technology Parameters

被切削材料應用表（最適用● / ○適用）										
碳素鋼/合金鋼 Carbon Steel/ Alloy Steel	合金鋼/工具鋼 Alloy Steel Tool Steel	合金鋼/工具鋼 Alloy Steel Tool Steel	調質鋼 Hardened Steel	調質鋼 Hardened Steel	鑄鐵 Castiron	不銹鋼 Stainless Steel	銅/鋁 Copper Aluminum	鈦合金 Titanium Alloy	鎳 Nickel	耐熱鋼 Heat Resistant Steel
S45C,S50C,SCM	S45C,SKT,SKD	S45C,SKT,SKD	SKT,SKD	SKT,SKD	FC/FCD	SUS304	-	-	-	-
HRC<20	HRC<20-30	HRC<30-40	HRC<45-55	HRC<55-60	-	-	-	-	-	-
							●			

型号规格 (Specification)	刃径 (d)	有效深度 (L1)	柄径 (D)	总长 (L)	刃数 (F)	避空大小 Free space	底孔直径 Basic hole
M0.8*0.2	0.55	2	4	50	3	0.34	0.6
M0.9*0.225	0.6	2	4	50	3	0.37	0.675
M1*0.25	0.73	2.3	4	50	3	0.43	0.75
M1.2*0.25	0.92	3	4	50	3	0.62	0.95
M1.4*0.3	1.05	3.2	4	50	3	0.64	1.1
M1.6*0.35	1.2	3.5	4	50	3	0.69	1.25
M2*0.4	1.54	6	4	50	3	0.9	1.6
M2.5*0.45	1.96	7.5	4	50	3	1.25	2.05
M3*0.5	2.4	9	4	50	3	1.55	2.5
M4*0.7	3.15	12	4	50	3	1.93	3.3
M5*0.8	3.95	12	4	50	4	2.22	4.2
M5*0.8	4	12	6	50	3	2.43	4.2
M6*1.0	4.75	15	6	50	3	2.95	5
M8*1.25	5.9	20	6	60	3	3.74	6.75
M10*1.5	7.9	25	8	60	6	4.99	8.5
M12*1.75	9.9	30	10	75	6	6.96	10.25
M14*2.0	9.9	30	10	75	6	6.96	12
M16*2.0	11.9	35	12	75	5	8.4	14
M18*2.5	14	40	14	100	5	8.9	15.5
M22*3.0	16	45	16	100	5	11	19
M30*6.0	19.9	50	20	110	6	14	24
M1.6*0.35	1.2	3.5	4	75	3	0.72	1.25
M2*0.4	1.54	6	4	75	3	0.92	1.6
M2*0.4	1.54	4.5	4	100	3	0.89	1.6
M2.5*0.45	1.96	7.5	4	75	3	1.19	2.05
M2.5*0.45	1.96	6.5	4	100	3	1.25	2.05
M3*0.5	2.4	9	4	75	3	1.58	2.5
M3*0.5	2.4	7.5	4	100	3	1.61	2.5
M4*0.7	3.15	12	4	75	3	2.11	3.3
M4*0.7	3.15	10	4	100	3	2.13	3.3
M5*0.8	4	13	6	75	4	2.92	4.2
M5*0.8	4	13	6	100	4	2.92	4.2
M6*1.0	4.75	15	6	75	4	3.32	5
M6*1.0	4.75	15	6	100	4	3.02	5
M8*1.25	5.9	20	6	75	4	4.08	6.75
M8*1.25	5.9	25	6	100	4	4.11	6.75
M10*1.5	7.9	25	8	75	6	5.47	8.5
M10*1.5	7.9	25	8	100	6	5.55	8.5
M12*1.75	9.9	35	10	100	6	7.18	10.25
M16*2.0	12	35	12	100	6	8.56	14

YZA-2103 三牙铝用螺纹铣刀

YZA-2103 Three Teeth Thread Milling For Aluminum

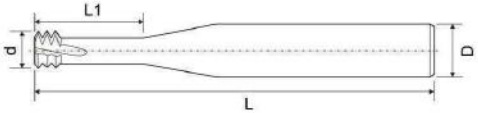

MG Carbide | 3 | 4 | 5 | 6

技术参数/ Technology Parameters

被切削材料應用表（最適用● / ○適用）										
碳素鋼/合金鋼 Carbon Steel/ Alloy Steel	合金鋼/工具鋼 Alloy Steel Tool Steel	合金鋼/工具鋼 Alloy Steel Tool Steel	調質鋼 Hardened Steel	調質鋼 Hardened Steel	鑄鐵 Castiron	不銹鋼 Stainless Steel	銅/鋁 Copper Aluminum	鈦合金 Titanium Alloy	鎳 Nickel	耐熱鋼 Heat Resistant Steel
S45C,S50C,SCM	S45C,SKT,SKD	S45C,SKT,SKD	SKT,SKD	SKT,SKD	FC/FCD	SUS304	-	-	-	-
HRC<20	HRC<20~30	HRC<30~40	HRC<45~55	HRC<55~60	-	-	-	-	-	-
							●			

型号规格 (Specification)	牙距 (Tp)	刃径 (d)	有效深度 (L1)	刃数 (F)	柄径 (D)	总长 (L)	避空大小 Free space	底孔直径 Basic hole
M1*0.25	0.25	0.73	2.3	3	4	50	0.4	0.75
M1.2*0.25	0.25	0.92	3.3	3	4	50	0.55	0.95
M1.4*0.3	0.3	1.05	3.2	3	4	50	0.6	1.1
M1.6*0.35	0.35	1.21	3.5	3	4	50	0.63	1.25
M1.8*0.35	0.35	1.4	4	3	4	50	0.93	1.45
M2*0.4	0.4	1.54	4.5	3	4	50	0.88	1.6
M2.2*0.45	0.45	1.65	5	3	4	50	0.94	1.75
M2.5*0.45	0.45	1.96	5.5	3	4	50	1.15	2.05
M3*0.5	0.5	2.42	7	3	4	50	1.54	2.5
M3.5*0.6	0.6	2.75	9	3	4	50	1.9	2.9
M4*0.5	0.5	3.4	8	3	4	50	2.47	3.5
M4*0.7	0.7	3.15	8.8	3	4	50	1.97	3.3
M4.5*0.75	0.75	3.5	11	3	4	50	2.5	3.75
M5*0.5	0.5	3.9	8	3	4	50	2.98	4.5
M5*0.75	0.42	3.9	8	3	4	50	2.47	4.25
M5*0.8	0.8	4	12	3	6	50	2.54	4.2
M5*0.8	0.8	3.95	12	3	4	50	2.64	4.2
M6*0.5	0.5	4.8	13	3	6	50	4.2	5.5
M6*0.75	0.75	5	13	3	6	50	3.77	5.25
M6*1.0	1	3.95	14	3	4	50	2.46	5
M6*1.0	1	4.75	12	3	6	50	3.03	5
M8*0.75	0.75	5.95	20	3	6	50	3.79	7.25
M8*1.0	1	5.9	20	3	6	60	4.5	6
M8*0.5	0.5	6	16	4	6	50	5.06	7.5
M8*1.25	1.25	5.95	17.5	3	6	60	3.81	6.75
M10*1.0	1	7.9	21	4	8	60	6.5	9
M10*1.25	1.25	8	21	4	8	60	6.15	8.75
M10*1.5	1.5	7.9	22	4	8	60	5.82	8.5
M10*1.5	1.5	8.2	25	4	10	75	6.07	8.5
M12*1.0	1	9.9	30	4	10	75	8.36	11
M12*1.5	1.5	9.9	30	4	10	75	7.8	10.5
M12*1.25	1.25	9.9	30	4	10	75	8.4	10.75
M12*1.75	1.75	9.9	28	4	10	75	7.59	10.25
M14*2.0	2	9.9	28	4	10	75	6.99	12
M16*1.5	1.5	11.9	30	4	12	75	9.72	4.5
M16*2.0	2	11.9	35	4	12	75	8.99	14
M22*2.5	2.5	15.9	50	6	16	100	12.36	19.5
M24*3.0	3	15.9	50	6	16	100	11.77	21
M24*3.5	3.5	15.9	50	6	16	100	11.15	20.5

YZA-2103 三牙铝用螺纹铣刀

YZA-2103 Three Teeth Thread Milling For Aluminum

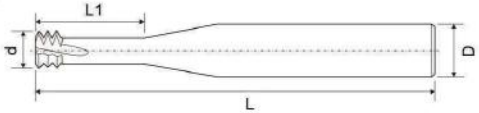

MG Carbide | 3 | 4 | 5 | 6

技术参数/ Technology Parameters

被切削材料應用表（最適用● / ○適用）										
碳素鋼/合金鋼 Carbon Steel/ Alloy Steel	合金鋼/工具鋼 Alloy Steel Tool Steel	合金鋼/工具鋼 Alloy Steel Tool Steel	調質鋼 Hardened Steel	調質鋼 Hardened Steel	鑄鐵 Castiron	不銹鋼 Stainless Steel	銅/鋁 Copper Aluminum	鈦合金 Titanium Alloy	鎳 Nickel	耐熱鋼 Heat Resistant Steel
S45C,S50C,SCM	S45C,SKT,SKD	S45C,SKT,SKD	SKT,SKD	SKT,SKD	FC/FCD	SUS304	-	-	-	-
HRC<20	HRC<20~30	HRC<30~40	HRC<45~55	HRC<55~60	-	-	-	-	-	-
							●			

型号规格 (Specification)	牙距 (Tp)	刃径 (d)	有效深度 (L1)	刃数 (F)	柄径 (D)	总长 (L)	避空大小 Free space	底孔直径 Basic hole
M1*0.25	0.25	0.73	2.3	3	4	75	0.34	0.75
M1.4*0.3	0.3	1.05	3.2	3	4	75	0.64	1.1
M1.6*0.35	0.35	1.2	5	3	4	100	0.68	1.25
M2*0.4	0.4	1.54	6	3	4	75	1.03	1.6
M2*0.4	0.4	1.54	5	3	4	100	0.92	1.6
M2.5*0.45	0.45	1.96	6	3	4	75	1.17	2.05
M2.5*0.45	0.45	1.96	7.5	3	4	100	1.24	2.05
M3*0.5	0.5	2.4	7.5	3	4	75	1.5	2.5
M3*0.5	0.5	2.4	9	3	4	100	1.58	2.5
M4*0.7	0.7	3.15	10	3	4	75	2.08	3.3
M4*0.7	0.7	3.15	10	3	4	100	2.1	3.3
M5*0.8	0.8	4	15	4	6	75	2.89	4.2
M5*0.8	0.8	4	15	4	6	100	2.77	4.2
M6*1.0	1	4.75	15	4	6	75	3.46	5
M6*1.0	1	4.75	15	4	6	100	3.3	5
M8*1.25	1.25	5.9	20	3	6	75	4.18	6.75
M8*1.25	1.25	5.9	20	3	6	100	4.11	6.75
M10*1.5	1.5	7.9	30	5	8	100	5.83	8.5
M12*P1.75	1.75	9.9	35	5	10	100	8.5	135
M16*2.0	2	11.9	32	5	12	100	9.07	14

YZA-2100 全牙铝用螺纹铣刀

YZA-2100 Full Teeth Thread Milling For Aluminum

MG Carbide 3 4 5 6

技术参数/ Technology Parameters

被切削材料應用表（最適用● / ○適用）										
碳素鋼/合金鋼 Carbon Steel/ Alloy Steel	合金鋼/工具鋼 Alloy Steel Tool Steel	合金鋼/工具鋼 Alloy Steel Tool Steel	調質鋼 Hardened Steel	調質鋼 Hardened Steel	鑄鐵 Castiron	不銹鋼 Stainless Steel	銅/鋁 Copper Aluminum	鈦合金 Titanium Alloy	鎳 Nickel	耐熱鋼 Heat Resistant Steel
S45C,S50C,SCM	S45C,SKT,SKD	S45C,SKT,SKD	SKT,SKD	SKT,SKD	FC/FCD	SUS304	-	-	-	-
HRC<20	HRC<20~30	HRC<30~40	HRC<45~55	HRC<55~60	-	-	-	-	-	-
							●			

型号规格 (Specification)	刃径 (d)	柄径 (D)	有效深度 (L1)	总长 (L)	刃数 (F)	底孔直径 Basic hole
M1.6*0.35*d1.2*D4	1.2	4	3.4	50	3	1.25
M2*0.4-d1.54-D4	1.54	4	6	50	3	1.6
M2.5*0.45-d1.96-D4	1.96	4	6	50	3	2.05
M3*0.5-d2.4-D4	2.4	4	6.5	50	3	2.5
M3.5*0.6*d2.75*D4	2.75	4	8.5	50	3	2.9
M4*0.5-d3-D4	3	4	8	50	3	3.5
M4*0.7-d3.15-D4	3.15	4	10	50	3	3.3
M4.5*0.75-d3.4-D4	3.4	4	9	50	3	3.75
M5*0.5-d3.9-D4	3.9	4	12	50	3	4.5
M5*0.8-d3.9-D4	3.95	4	12	50	3	4.2
M5*0.8-d3.9-D6	3.9	6	13	50	3	4.2
M6*0.5-d4.8-D6	4.8	6	13	50	3	5.5
M6*0.75-d3.9-D4	3.9	4	12	50	3	5.25
M6*0.75-d4.8-D6	5	6	17	60	3	5.25
M6*d1.0-d3.9-D4	3.9	4	12	50	3	5
M6*d1.0-4.75-D6	4.75	6	13	50	3	5
M8*0.5-d6.0-D6	5.9	6	16	60	3	7.5
M8*0.75-d5.9-D6	5.95	6	15	50	3	7.25
M8*1.0-d5.9-D6	5.95	6	15	50	3	7
M8*1.25-d5.9-D6	5.9	6	20	60	3	6.75
M10*0.5-d7.9-D8	7.9	8	20	65	4	9.5
M10*0.75-d7.9-D8	7.9	8	22	65	3	9.25
M10*d1.0-d7.9-D8	7.9	8	20	65	4	9
M10*1.25-d7.7-D8	7.9	8	20	65	3	8.75
M10*1.5-d7.7-D8	7.7	8	22	65	4	8.5
M12*0.5-d9.9-D10	9.9	10	20	75	3	11.5
M12*0.75-d9.95-D10	9.95	10	20	75	4	11.25
M12*1.0-d9.9-D10	9.9	10	20	65	4	11
M12*1.0-d9.9-D10	9.9	10	28	75	4	11
M12*1.25-d9.9-D10	9.9	10	25	75	4	10.75
M12*1.5-d9.4-D10	9.4	10	24	75	4	10.5
M12*1.5-d9.9-D10	9.9	10	20	65	4	10.5
M12*1.75-d9.5-D10	9.5	10	25	75	4	10.25

YZA-2100 全牙铝用螺纹铣刀

YZA-2100 Full Teeth Thread Milling For Aluminum

MG Carbide 3 4 5 6

技术参数/ Technology Parameters

被切削材料應用表（最適用● / ○適用）										
碳素鋼/合金鋼 Carbon Steel/ Alloy Steel	合金鋼/工具鋼 Alloy Steel Tool Steel	合金鋼/工具鋼 Alloy Steel Tool Steel	調質鋼 Hardened Steel	調質鋼 Hardened Steel	鑄鐵 Castiron	不銹鋼 Stainless Steel	銅/鋁 Copper Aluminum	鈦合金 Titanium Alloy	鎳 Nickel	耐熱鋼 Heat Resistant Steel
S45C,S50C,SCM	S45C,SKT,SKD	S45C,SKT,SKD	SKT,SKD	SKT,SKD	FC/FCD	SUS304	-	-	-	-
HRC<20	HRC<20~30	HRC<30~40	HRC<45~55	HRC<55~60	-	-	-	-	-	-
							●			

型号规格 (Specification)	刃径 (d)	柄径 (D)	有效深度 (L1)	总长 (L)	刃数 (F)	底孔直径 Basic hole
M14*0.5-d12-D12	12	12	30	75	4	13.5
M14*1.0-d11.9*D12	11.9	12	30	75	4	13
M14*1.0-d11.9*D12	11.9	12	32	80	4	13
M14*1.5-d11.9-D10	9.9	10	25	75	4	12.5
M14*1.5*d11.2*D12	11.2	12	30	75	4	12.5
M14*2.0-d9.9-D10	9.9	10	30	75	4	12
M14*2.0-d11.2-D12	11.2	12	30	75	4	12
M16*1.5-d11.9-D12	11.9	12	22	75	4	14.5
M16*1.5-d12-D12	12	12	30	75	4	14.5
M16*1.5-d11.9-D12	11.9	12	36	80	4	14.5
M16*1.5-d13.9-D14	13.9	14	33	83	4	14.5
M16*2-d12-D12	12	12	30	75	4	14
M16*2.0-d12*D12	12	12	35	80	4	14
M18*2.0-d13.9-D14	13.9	14	33	100	5	16
M18*2.5-d13.9-D14	13.9	14	32	100	5	13.5
M20*1.5-d15.95-D16	16	16	40	100	4	14.5
M20*2.0*d16-D16	16	16	40	100	5	18
M22*1.0*-d16-D16	16	16	40	100	5	15
M22*2.0-d16.0-D16	16	16	40	100	5	20
M22*2.5-d15.9.0-D16	15.9	16	40	100	5	19.5
M24*3.0-d15.9-D16	15.9	16	40	100	4	21
M30*d16*P3.5*D16	16	16	40	100	5	26.5
D20*P2.0*d20-D20	20	20	40	100	5	18
D20*P4.0*d20-D20	20	20	40	100	5	16
D16*1.25*D16	16	16	40	100	4	/

YZA-2105 90° 上下倒角刀铝用

YZA-2105 Upper And Lower Chamfering Milling For Aluminum

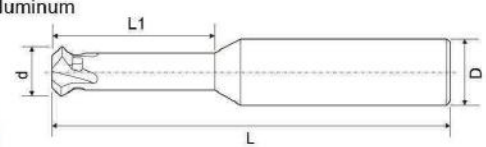

MG Carbide | 3 | 4 | 5 | 6

技术参数/ Technology Parameters

被切削材料應用表（最適用● / ○適用）										
碳素鋼/合金鋼 Carbon Steel/ Alloy Steel	合金鋼/工具鋼 Alloy Steel Tool Steel	合金鋼/工具鋼 Alloy Steel Tool Steel	調質鋼 Hardened Steel	調質鋼 Hardened Steel	鑄鐵 Castiron	不銹鋼 Stainless Steel	銅/鋁 Copper Aluminum	鈦合金 Titanium Alloy	鎳 Nickel	耐熱鋼 Heat Resistant Steel
S45C,S50C,SCM	S45C,SKT,SKD	S45C,SKT,SKD	SKT,SKD	SKT,SKD	FC/FCD	SUS304	-	-	-	-
HRC<20	HRC<20~30	HRC<30~40	HRC<45~55	HRC<55~60	-	-	-	-	-	-
							●			

规格 (Specification)	有效深度 (L1)	柄径 (D)	总长 (L)	刃数 (F)
D3.0*9*D4*50L*3T	9	4	50	3
D3.5*10.5*D4*50L*3T	10.5	4	50	3
D4.0*12*D4*50L*3T	12	4	50	3
D4.5*13.5*D6*50L*3T	13.5	6	50	3
D5*15*D6*50L*3T	15	6	50	3
D5.5*16.5*D6*60L*3T	16.5	6	60	3
D6.0*18*D6*60L*3T	18	6	60	3
D8.0*24*D8*65L*4T	24	8	65	4
D10.0*34*D10*75L*5T	34	10	75	5
D12.0*42*D12*83L*5T	42	12	83	5

YZP-3101 单牙螺纹铣刀钴铜色

YZP-3101 Single Tooth Thread milling For Copper Color

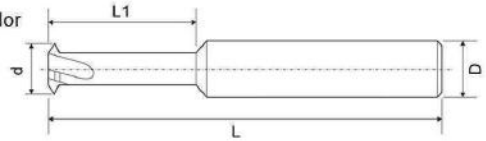

Balchas | MG Carbide | 3 | 4 | 5 | 6

技术参数/ Technology Parameters

被切削材料應用表（最適用● / ○適用）										
碳素鋼/合金鋼 Carbon Steel/ Alloy Steel	合金鋼/工具鋼 Alloy Steel Tool Steel	合金鋼/工具鋼 Alloy Steel Tool Steel	調質鋼 Hardened Steel	調質鋼 Hardened Steel	鑄鐵 Castiron	不銹鋼 Stainless Steel	銅/鋁 Copper Aluminum	鈦合金 Titanium Alloy	鎳 Nickel	耐熱鋼 Heat Resistant Steel
S45C,S50C,SCM	S45C,SKT,SKD	S45C,SKT,SKD	SKT,SKD	SKT,SKD	FC/FCD	SUS304	-	-	-	-
HRC<20	HRC<20~30	HRC<30~40	HRC<45~55	HRC<55~60	-	-	-	-	-	-
●	●	●	●		○	○		○	○	○

型号规格 (Specification)	刃径 (d)	有效深度 (L1)	柄径 (D)	总长 (L)	刃数 (F)	避空大小 Free space	底孔直径 Basic hole
M0.8*0.2	0.55	2	4	50	3	0.34	0.6
M0.9*0.225	0.6	2	4	50	3	0.37	0.675
M1*0.25	0.73	2.3	4	50	3	0.42	0.75
M1.2*0.25	0.92	3	4	50	3	0.61	0.95
M1.4*0.3	1.05	3.2	4	50	3	0.64	1.1
M1.6*0.35	1.2	3.5	4	50	3	0.61	1.25
M2*0.4	1.54	6	4	50	3	0.87	1.6
M2.5*0.45	1.96	7.5	4	50	3	1.25	2.05
M3*0.5	2.4	9	4	50	3	1.56	2.5
M4*0.7	3.15	12	4	50	3	2.03	3.3
M5*0.8	3.95	12	4	50	4	2.12	4.2
M5*0.8	4	12	6	50	3	2.69	4.2
M6*1.0	4.75	15	6	50	3	2.96	5
M8*1.25	5.9	20	6	60	3	4.05	6.75
M10*1.5	7.9	25	8	60	6	5.5	8.5
M12*1.75	9.9	30	10	75	6	7.15	10.25
M14*2.0	9.9	30	10	75	6	7.15	12
M16*2.0	11.9	35	12	75	5	8.65	14
M18*2.5	14	40	14	100	5	8.9	15.5
M22*3.0	16	45	16	100	5	11	19
M30*6.0	19.9	50	20	110	6	14	24
M1.6*0.35	1.2	3.5	4	75	3	0.72	1.25
M2*0.4	1.54	6	4	75	3	0.96	1.6
M2*0.4	1.54	4.5	4	100	3	0.89	1.6
M2.5*0.45	1.96	7.5	4	75	3	1.23	2.05
M2.5*0.45	1.96	6.5	4	100	3	1.25	2.05
M3*0.5	2.4	9	4	75	3	1.61	2.5
M3*0.5	2.4	7.5	4	100	3	1.74	2.5
M4*0.7	3.15	12	4	75	3	2.08	3.3
M4*0.7	3.15	10	4	100	3	2.11	3.3
M5*0.8	4	13	6	75	4	2.92	4.2
M5*0.8	4	13	6	100	4	2.88	4.2
M6*1.0	4.75	15	6	75	4	3.32	5
M6*1.0	4.75	15	6	100	4	3.02	5
M8*1.25	5.9	20	6	75	4	4.08	6.75
M8*1.25	5.9	25	6	100	4	4.11	6.75
M10*1.5	7.9	25	8	75	6	5.47	8.5
M10*1.5	7.9	25	8	100	6	5.55	8.5
M12*1.75	9.9	35	10	100	6	7.14	10.25
M16*2.0	12	35	12	100	6	8.64	14

YZP-3103 三牙螺纹铣刀钻铜色

YZP-3103 Three Teeth Thread Milling For Copper Color

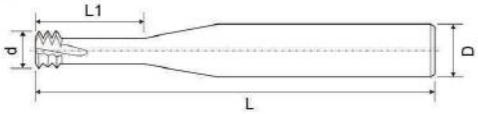

Balchas | MG Carbide | 3 | 4 | 5 | 6

技术参数/ Technology Parameters

被切削材料應用表（最適用● / ○適用）										
碳素鋼/合金鋼 Carbon Steel/ Alloy Steel	合金鋼/工具鋼 Alloy Steel Tool Steel	合金鋼/工具鋼 Alloy Steel Tool Steel	調質鋼 Hardened Steel	調質鋼 Hardened Steel	鑄鐵 Castiron	不銹鋼 Stainless Steel	銅/鋁 Copper Aluminum	鈦合金 Titanium Alloy	鎳 Nickel	耐熱鋼 Heat Resistant Steel
S45C,S50C,SCM	S45C,SKT,SKD	S45C,SKT,SKD	SKT,SKD	SKT,SKD	FC/FCD	SUS304	-	-	-	-
HRC<20	HRC<20~30	HRC<30~40	HRC<45~55	HRC<55~60	-	-	-	-	-	-
●	●	●	●		○	○		○	○	○

型号规格 (Specification)	牙距 (Tp)	刃径 (d)	有效深度 (L1)	刃数 (F)	柄径 (D)	总长 (L)	避空大小 Free space	底孔直径 Basic hole
M1*0.25	0.25	0.73	2.3	3	4	50	0.4	0.75
M1.2*0.25	0.25	0.92	3.3	3	4	50	0.55	0.95
M1.4*0.3	0.3	1.05	3.2	3	4	50	0.6	1.1
M1.6*0.35	0.35	1.21	3.5	3	4	50	0.63	1.25
M1.8*0.35	0.35	1.4	4	3	4	50	0.93	1.45
M2*0.4	0.4	1.54	4.5	3	4	50	0.88	1.6
M2.2*0.45	0.45	1.65	5	3	4	50	0.94	1.75
M2.5*0.45	0.45	1.96	5.5	3	4	50	1.15	2.05
M3*0.5	0.5	2.42	7	3	4	50	1.54	2.5
M3.5*0.6	0.6	2.75	9	3	4	50	1.9	2.9
M4*0.5	0.5	3.4	8	3	4	50	2.47	3.5
M4*0.7	0.7	3.15	8.8	3	4	50	1.97	3.3
M4.5*0.75	0.75	3.5	11	3	4	50	2.5	3.75
M5*0.5	0.5	3.9	8	3	4	50	2.98	4.5
M5*0.75	0.42	3.9	8	3	4	50	2.47	4.25
M5*0.8	0.8	4	12	3	6	50	2.54	4.2
M5*0.8	0.8	3.95	12	3	4	50	2.64	4.2
M6*0.5	0.5	4.8	13	3	6	50	4.2	5.5
M6*0.75	0.75	5	13	3	6	50	3.77	5.25
M6*1.0	1	3.95	14	3	4	50	2.46	5
M6*1.0	1	4.75	12	3	6	50	3.03	5
M8*0.75	0.75	5.95	20	3	6	50	3.79	7.25
M8*1.0	1	5.9	20	3	6	60	4.5	6
M8*0.5	0.5	6	16	4	6	50	5.06	7.5
M8*1.25	1.25	5.95	17.5	3	6	60	3.81	6.75
M10*1.0	1	7.9	21	4	8	60	6.5	9
M10*1.25	1.25	8	21	4	8	60	6.15	8.75
M10*1.5	1.5	7.9	22	4	8	60	5.82	8.5
M10*1.5	1.5	8.2	25	4	10	75	6.07	8.5
M12*1.0	1	9.9	30	4	10	75	8.36	11
M12*1.5	1.5	9.9	30	4	10	75	7.8	10.5
M12*1.25	1.25	9.9	30	4	10	75	8.4	10.75
M12*1.75	1.75	9.9	28	4	10	75	7.59	10.25
M14*2.0	2	9.9	28	4	10	75	6.99	12
M16*1.5	1.5	11.9	30	4	12	75	9.72	4.5
M16*2.0	2	11.9	35	4	12	75	8.99	14
M22*2.5	2.5	15.9	50	6	16	100	12.36	19.5
M24*3.0	3	15.9	50	6	16	100	11.77	21
M24*3.5	3.5	15.9	50	6	16	100	11.15	20.5

YZP-3103 三牙螺纹铣刀钻铜色

YZP-3103 Three Teeth Thread Milling For Copper Color

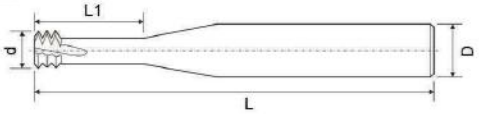

Balchas | MG Carbide | 3 | 4 | 5 | 6

技术参数/ Technology Parameters

被切削材料應用表（最適用● / ○適用）										
碳素鋼/合金鋼 Carbon Steel/ Alloy Steel	合金鋼/工具鋼 Alloy Steel Tool Steel	合金鋼/工具鋼 Alloy Steel Tool Steel	調質鋼 Hardened Steel	調質鋼 Hardened Steel	鑄鐵 Castiron	不銹鋼 Stainless Steel	銅/鋁 Copper Aluminum	鈦合金 Titanium Alloy	鎳 Nickel	耐熱鋼 Heat Resistant Steel
S45C,S50C,SCM	S45C,SKT,SKD	S45C,SKT,SKD	SKT,SKD	SKT,SKD	FC/FCD	SUS304	-	-	-	-
HRC<20	HRC<20~30	HRC<30~40	HRC<45~55	HRC<55~60	-	-	-	-	-	-
●	●	●	●		○	○		○	○	○

型号规格 (Specification)	牙距 (Tp)	刃径 (d)	有效深度 (L1)	刃数 (F)	柄径 (D)	总长 (L)	避空大小 Free space	底孔直径 Basic hole
M1*0.25	0.25	0.73	2.3	3	4	75	0.34	0.75
M1.4*0.3	0.3	1.05	3.2	3	4	75	0.64	1.1
M1.6*0.35	0.35	1.2	5	3	4	100	0.68	1.25
M2*0.4	0.4	1.54	6	3	4	75	1.03	1.6
M2*0.4	0.4	1.54	5	3	4	100	0.92	1.6
M2.5*0.45	0.45	1.96	6	3	4	75	1.17	2.05
M2.5*0.45	0.45	1.96	7.5	3	4	100	1.24	2.05
M3*0.5	0.5	2.4	7.5	3	4	75	1.5	2.5
M3*0.5	0.5	2.4	9	3	4	100	1.58	2.5
M4*0.7	0.7	3.15	10	3	4	75	2.08	3.3
M4*0.7	0.7	3.15	10	3	4	100	2.1	3.3
M5*0.8	0.8	4	15	4	6	75	2.89	4.2
M5*0.8	0.8	4	15	4	6	100	2.77	4.2
M6*1.0	1	4.75	15	4	6	75	3.46	5
M6*1.0	1	4.75	15	4	6	100	3.3	5
M8*1.25	1.25	5.9	20	3	6	75	4.18	6.75
M8*1.25	1.25	5.9	20	3	6	100	4.11	6.75
M10*1.5	1.5	7.9	30	5	8	100	5.83	8.5
M12*P1.75	1.75	9.9	35	5	10	100	8.5	135
M16*2.0	2	11.9	32	5	12	100	9.07	14

YZP-3100 全牙钴铜色螺纹铣牙刀

YZP-3100 Full Teeth Thread Milling For Copper Color

Balchas | MG Carbide | 3 | 4 | 5 | 6

技术参数/ Technology Parameters

被切削材料應用表（最適用● / ○適用）

碳素鋼/合金鋼 Carbon Steel/ Alloy Steel	合金鋼/工具鋼 Alloy Steel Tool Steel	合金鋼/工具鋼 Alloy Steel Tool Steel	調質鋼 Hardened Steel	調質鋼 Hardened Steel	鑄鐵 Castiron	不銹鋼 Stainless Steel	銅/鋁 Copper Aluminum	鈦合金 Titanium Alloy	鎳 Nickel	耐熱鋼 Heat Resistant Steel
S45C,S50C,SCM	S45C,SKT,SKD	S45C,SKT,SKD	SKT,SKD	SKT,SKD	FC/FCD	SUS304	-	-	-	-
HRC<20	HRC<20~30	HRC<30~40	HRC<45~55	HRC<55~60	-	-	-	-	-	-
●	●	●	●		○	○		○	○	○

型号规格 (Specification)	刃径 (d)	柄径 (D)	有效深度 (L1)	总长 (L)	刃数 (F)	底孔直径 Basic hole
M1.6*0.35*d1.2*D4	1.2	4	3.4	50	3	1.25
M2*0.4-d1.54-D4	1.54	4	6	50	3	1.6
M2.5*0.45-d1.96-D4	1.96	4	6	50	3	2.05
M3*0.5-d2.4-D4	2.4	4	6.5	50	3	2.5
M3.5*0.6*d2.75*D4	2.75	4	8.5	50	3	2.9
M4*0.5-d3-D4	3	4	8	50	3	3.5
M4*0.7-d3.15-D4	3.15	4	10	50	3	3.3
M4.5*0.75-d3.4-D4	3.4	4	9	50	3	3.75
M5*0.5-d3.9-D4	3.9	4	12	50	3	4.5
M5*0.8-d3.9-D4	3.95	4	12	50	3	4.2
M5*0.8-d3.9-D6	3.9	6	13	50	3	4.2
M6*0.5-d4.8-D6	4.8	6	13	50	3	5.5
M6*0.75-d3.9-D4	3.9	4	12	50	3	5.25
M6*0.75-d4.8-D6	5	6	17	60	3	5.25
M6*d1.0-d3.9-D4	3.9	4	12	50	3	5
M6*d1.0-4.75-D6	4.75	6	13	50	3	5
M8*0.5-d6.0-D6	5.9	6	16	60	3	7.5
M8*0.75-d5.9-D6	5.95	6	15	50	3	7.25
M8*1.0-d5.9-D6	5.95	6	15	50	3	7
M8*1.25-d5.9-D6	5.9	6	20	60	3	6.75
M10*0.5-d7.9-D8	7.9	8	20	65	4	9.5
M10*0.75-d7.9-D8	7.9	8	22	65	3	9.25
M10*d1.0-d7.9-D8	7.9	8	20	65	4	9
M10*1.25-d7.7-D8	7.9	8	20	65	3	8.75
M10*1.5-d7.7-D8	7.7	8	22	65	4	8.5
M12*0.5-d9.9-D10	9.9	10	20	75	3	11.5
M12*0.75-d9.95-D10	9.95	10	20	75	4	11.25
M12*1.0-d9.9-D10	9.9	10	20	65	4	11
M12*1.0-d9.9-D10	9.9	10	28	75	4	11
M12*1.25-d9.9-D10	9.9	10	25	75	4	10.75
M12*1.5-d9.4-D10	9.4	10	24	75	4	10.5
M12*1.5-d9.9-D10	9.9	10	20	65	4	10.5
M12*1.75-d9.5-D10	9.5	10	25	75	4	10.25

YZP-3100 全牙钴铜色螺纹铣牙刀

YZP-3100 Full Teeth Thread Milling For Copper Color

Balchas | MG Carbide | 3 | 4 | 5 | 6

技术参数/ Technology Parameters

被切削材料應用表（最適用● / ○適用）

碳素鋼/合金鋼 Carbon Steel/ Alloy Steel	合金鋼/工具鋼 Alloy Steel Tool Steel	合金鋼/工具鋼 Alloy Steel Tool Steel	調質鋼 Hardened Steel	調質鋼 Hardened Steel	鑄鐵 Castiron	不銹鋼 Stainless Steel	銅/鋁 Copper Aluminum	鈦合金 Titanium Alloy	鎳 Nickel	耐熱鋼 Heat Resistant Steel
S45C,S50C,SCM	S45C,SKT,SKD	S45C,SKT,SKD	SKT,SKD	SKT,SKD	FC/FCD	SUS304	-	-	-	-
HRC<20	HRC<20~30	HRC<30~40	HRC<45~55	HRC<55~60	-	-	-	-	-	-
●	●	●	●		○	○		○	○	○

型号规格 (Specification)	刃径 (d)	柄径 (D)	有效深度 (L1)	总长 (L)	刃数 (F)	底孔直径 Basic hole
M14*0.5-d12-D12	12	12	30	75	4	13.5
M14*1.0-d11.9*D12	11.9	12	30	75	4	13
M14*1.0-d11.9*D12	11.9	12	32	80	4	13
M14*1.5-d11.9-D10	9.9	10	25	75	4	12.5
M14*1.5*d11.2*D12	11.2	12	30	75	4	12.5
M14*2.0-d9.9-D10	9.9	10	30	75	4	12
M14*2.0-d11.2-D12	11.2	12	30	75	4	12
M16*1.5-d11.9-D12	11.9	12	22	75	4	14.5
M16*1.5-d12-D12	12	12	30	75	4	14.5
M16*1.5-d11.9-D12	11.9	12	36	80	4	14.5
M16*1.5-d13.9-D14	13.9	14	33	83	4	14.5
M16*2-d12-D12	12	12	30	75	4	14
M16*2.0-d12*D12	12	12	35	80	4	14
M18*2.0-d13.9-D14	13.9	14	33	100	5	16
M18*2.5-d13.9-D14	13.9	14	32	100	5	13.5
M20*1.5-d15.95-D16	16	16	40	100	4	14.5
M20*2.0*d16-D16	16	16	40	100	5	18
M22*1.0*-d16-D16	16	16	40	100	5	15
M22*2.0-d16.0-D16	16	16	40	100	5	20
M22*2.5-d15.9.0-D16	15.9	16	40	100	5	19.5
M24*3.0-d15.9-D16	15.9	16	40	100	4	21
M30*d16*P3.5*D16	16	16	40	100	5	26.5
D20*P2.0*d20-D20	20	20	40	100	5	18
D20*P4.0*d20-D20	20	20	40	100	5	16
D16*1.25*D16	16	16	40	100	4	/

YZP-3105 90度上下倒角刀钻铜色

YZP-3105 Upper And Lower Chamfering Milling For Copper Color

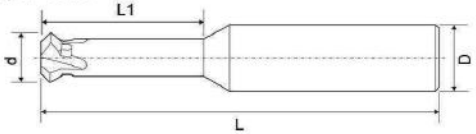

Balchas | MG Carbide | 3 | 4 | 5 | 6

技术参数/ Technology Parameters

被切削材料應用表（最適用● / ○適用）										
碳素鋼/合金鋼 Carbon Steel/ Alloy Steel	合金鋼/工具鋼 Alloy Steel Tool Steel	合金鋼/工具鋼 Alloy Steel Tool Steel	調質鋼 Hardened Steel	調質鋼 Hardened Steel	鑄鐵 Castiron	不銹鋼 Stainless Steel	銅/鋁 Copper Aluminum	鈦合金 Titanium Alloy	鎳 Nickel	耐熱鋼 Heat Resistant Steel
S45C,S50C,SCM	S45C,SKT,SKD	S45C,SKT,SKD	SKT,SKD	SKT,SKD	FC/FCD	SUS304	-	-	-	-
HRC<20	HRC<20-30	HRC<30-40	HRC<45-55	HRC<55-60	-	-	-	-	-	-
●	●	●	●		○	○		○	○	○

规格 (Specification)	有效深度 (L1)	柄径 (D)	总长 (L)	刃数 (F)
D3.0*9*D4*50L*3T	9	4	50	3
D3.5*10.5*D4*50L*3T	10.5	4	50	3
D4.0*12*D4*50L*3T	12	4	50	3
D4.5*13.5*D6*50L*3T	13.5	6	50	3
D5*15*D6*50L*3T	15	6	50	3
D5.5*16.5*D6*60L*3T	16.5	6	60	3
D6.0*18*D6*60L*3T	18	6	60	3
D8.0*24*D8*65L*4T	24	8	65	4
D10.0*34*D10*75L*5T	34	10	75	5
D12.0*42*D12*83L*5T	42	12	83	5

YZP-4101 单牙螺纹铣刀黑色

YZP-4101 Single Thread Milling For Black

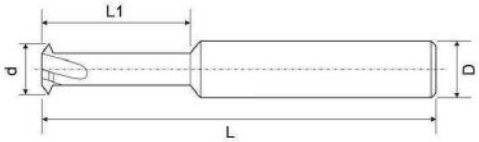

Balchas | MG Carbide | 3 | 4 | 5 | 6

技术参数/ Technology Parameters

被切削材料應用表（最適用● / ○適用）										
碳素鋼/合金鋼 Carbon Steel/ Alloy Steel	合金鋼/工具鋼 Alloy Steel Tool Steel	合金鋼/工具鋼 Alloy Steel Tool Steel	調質鋼 Hardened Steel	調質鋼 Hardened Steel	鑄鐵 Castiron	不銹鋼 Stainless Steel	銅/鋁 Copper Aluminum	鈦合金 Titanium Alloy	鎳 Nickel	耐熱鋼 Heat Resistant Steel
S45C,S50C,SCM	S45C,SKT,SKD	S45C,SKT,SKD	SKT,SKD	SKT,SKD	FC/FCD	SUS304	-	-	-	-
HRC<20	HRC<20-30	HRC<30-40	HRC<45-55	HRC<55-60	-	-	-	-	-	-
●	●	●	●		○	○		○	○	○

型号規格 (Specification)	刃径 (d)	有效深度 (L1)	柄径 (D)	总长 (L)	刃数 (F)	避空大小 Free space	底孔直径 Basic hole
M0.8*0.2	0.55	2	4	50	3	0.34	0.6
M0.9*0.225	0.6	2	4	50	3	0.37	0.675
M1*0.25	0.73	2.3	4	50	3	0.43	0.75
M1.2*0.25	0.92	3	4	50	3	0.62	0.95
M1.4*0.3	1.05	3.2	4	50	3	0.64	1.1
M1.6*0.35	1.2	3.5	4	50	3	0.69	1.25
M2*0.4	1.54	6	4	50	3	0.9	1.6
M2.5*0.45	1.96	7.5	4	50	3	1.25	2.05
M3*0.5	2.4	9	4	50	3	1.55	2.5
M4*0.7	3.15	12	4	50	3	1.93	3.3
M5*0.8	3.95	12	4	50	4	2.22	4.2
M5*0.8	4	12	6	50	3	2.43	4.2
M6*1.0	4.75	15	6	50	3	2.95	5
M8*1.25	5.9	20	6	60	3	3.74	6.75
M10*1.5	7.9	25	8	60	6	4.99	8.5
M12*1.75	9.9	30	10	75	6	6.96	10.25
M14*2.0	9.9	30	10	75	6	6.96	12
M16*2.0	11.9	35	12	75	5	8.4	14
M18*2.5	14	40	14	100	5	8.9	15.5
M22*3.0	16	45	16	100	5	11	19
M30*6.0	19.9	50	20	110	6	14	24
M1.6*0.35	1.2	3.5	4	75	3	0.72	1.25
M2*0.4	1.54	6	4	75	3	0.92	1.6
M2*0.4	1.54	4.5	4	100	3	0.89	1.6
M2.5*0.45	1.96	7.5	4	75	3	1.19	2.05
M2.5*0.45	1.96	6.5	4	100	3	1.25	2.05
M3*0.5	2.4	9	4	75	3	1.58	2.5
M3*0.5	2.4	7.5	4	100	3	1.61	2.5
M4*0.7	3.15	12	4	75	3	2.11	3.3
M4*0.7	3.15	10	4	100	3	2.13	3.3
M5*0.8	4	13	6	75	4	2.92	4.2
M5*0.8	4	13	6	100	4	2.92	4.2
M6*1.0	4.75	15	6	75	4	3.32	5
M6*1.0	4.75	15	6	100	4	3.02	5
M8*1.25	5.9	20	6	75	4	4.08	6.75
M8*1.25	5.9	25	6	100	4	4.11	6.75
M10*1.5	7.9	25	8	75	6	5.47	8.5
M10*1.5	7.9	25	8	100	6	5.55	8.5
M12*1.75	9.9	35	10	100	6	7.18	10.25
M16*2.0	12	35	12	100	6	8.56	14

YZP-4103 三牙螺纹铣刀黑色

YZP-4103 Three Teeth Thread Milling For Black

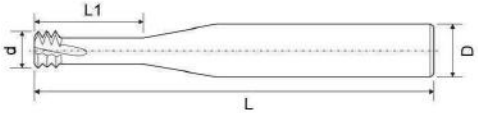

Balchas | MG Carbide | 3 | 4 | 5 | 6

技术参数/ Technology Parameters

被切削材料應用表（最適用● / ○適用）										
碳素鋼/合金鋼 Carbon Steel/ Alloy Steel	合金鋼/工具鋼 Alloy Steel Tool Steel	合金鋼/工具鋼 Alloy Steel Tool Steel	調質鋼 Hardened Steel	調質鋼 Hardened Steel	鑄鐵 Castiron	不銹鋼 Stainless Steel	銅/鋁 Copper Aluminum	鈦合金 Titanium Alloy	鎳 Nickel	耐熱鋼 Heat Resistant Steel
S45C,S50C,SCM	S45C,SKT,SKD	S45C,SKT,SKD	SKT,SKD	SKT,SKD	FC/FCD	SUS304	-	-	-	-
HRC<20	HRC<20-30	HRC<30-40	HRC<45-55	HRC<55-60	-	-	-	-	-	-
●	●	●	●		○	○		○	○	○

型号规格 (Specification)	牙距 (Tp)	刃径 (d)	有效深度 (L1)	刃数 (F)	柄径 (D)	总长 (L)	避空大小 Free space	底孔直径 Basic hole
M1*0.25	0.25	0.73	2.3	3	4	50	0.4	0.75
M1.2*0.25	0.25	0.92	3.3	3	4	50	0.55	0.95
M1.4*0.3	0.3	1.05	3.2	3	4	50	0.6	1.1
M1.6*0.35	0.35	1.21	3.5	3	4	50	0.63	1.25
M1.8*0.35	0.35	1.4	4	3	4	50	0.93	1.45
M2*0.4	0.4	1.54	4.5	3	4	50	0.88	1.6
M2.2*0.45	0.45	1.65	5	3	4	50	0.94	1.75
M2.5*0.45	0.45	1.96	5.5	3	4	50	1.15	2.05
M3*0.5	0.5	2.42	7	3	4	50	1.54	2.5
M3.5*0.6	0.6	2.75	9	3	4	50	1.9	2.9
M4*0.5	0.5	3.4	8	3	4	50	2.47	3.5
M4*0.7	0.7	3.15	8.8	3	4	50	1.97	3.3
M4.5*0.75	0.75	3.5	11	3	4	50	2.5	3.75
M5*0.5	0.5	3.9	8	3	4	50	2.98	4.5
M5*0.75	0.42	3.9	8	3	4	50	2.47	4.25
M5*0.8	0.8	4	12	3	6	50	2.54	4.2
M5*0.8	0.8	3.95	12	3	4	50	2.64	4.2
M6*0.5	0.5	4.8	13	3	6	50	4.2	5.5
M6*0.75	0.75	5	13	3	6	50	3.77	5.25
M6*1.0	1	3.95	14	3	4	50	2.46	5
M6*1.0	1	4.75	12	3	6	50	3.03	5
M8*0.75	0.75	5.95	20	3	6	50	3.79	7.25
M8*1.0	1	5.9	20	3	6	60	4.5	6
M8*0.5	0.5	6	16	4	6	50	5.06	7.5
M8*1.25	1.25	5.95	17.5	3	6	60	3.81	6.75
M10*1.0	1	7.9	21	4	8	60	6.5	9
M10*1.25	1.25	8	21	4	8	60	6.15	8.75
M10*1.5	1.5	7.9	22	4	8	60	5.82	8.5
M10*1.5	1.5	8.2	25	4	10	75	6.07	8.5
M12*1.0	1	9.9	30	4	10	75	8.36	11
M12*1.5	1.5	9.9	30	4	10	75	7.8	10.5
M12*1.25	1.25	9.9	30	4	10	75	8.4	10.75
M12*1.75	1.75	9.9	28	4	10	75	7.59	10.25
M14*2.0	2	9.9	28	4	10	75	6.99	12
M16*1.5	1.5	11.9	30	4	12	75	9.72	4.5
M16*2.0	2	11.9	35	4	12	75	8.99	14
M22*2.5	2.5	15.9	50	6	16	100	12.36	19.5
M24*3.0	3	15.9	50	6	16	100	11.77	21
M24*3.5	3.5	15.9	50	6	16	100	11.15	20.5

YZP-4103 三牙螺纹铣刀黑色

YZP-4103 Three Teeth Thread Milling For Black

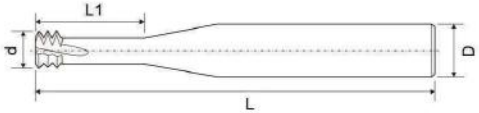

Balchas | MG Carbide | 3 | 4 | 5 | 6

技术参数/ Technology Parameters

被切削材料應用表（最適用● / ○適用）										
碳素鋼/合金鋼 Carbon Steel/ Alloy Steel	合金鋼/工具鋼 Alloy Steel Tool Steel	合金鋼/工具鋼 Alloy Steel Tool Steel	調質鋼 Hardened Steel	調質鋼 Hardened Steel	鑄鐵 Castiron	不銹鋼 Stainless Steel	銅/鋁 Copper Aluminum	鈦合金 Titanium Alloy	鎳 Nickel	耐熱鋼 Heat Resistant Steel
S45C,S50C,SCM	S45C,SKT,SKD	S45C,SKT,SKD	SKT,SKD	SKT,SKD	FC/FCD	SUS304	-	-	-	-
HRC<20	HRC<20-30	HRC<30-40	HRC<45-55	HRC<55-60	-	-	-	-	-	-
●	●	●	●		○	○		○	○	○

型号规格 (Specification)	牙距 (Tp)	刃径 (d)	有效深度 (L1)	刃数 (F)	柄径 (D)	总长 (L)	避空大小 Free space	底孔直径 Basic hole
M1*0.25	0.25	0.73	2.3	3	4	75	0.34	0.75
M1.4*0.3	0.3	1.05	3.2	3	4	75	0.64	1.1
M1.6*0.35	0.35	1.2	5	3	4	100	0.68	1.25
M2*0.4	0.4	1.54	6	3	4	75	1.03	1.6
M2*0.4	0.4	1.54	5	3	4	100	0.92	1.6
M2.5*0.45	0.45	1.96	6	3	4	75	1.17	2.05
M2.5*0.45	0.45	1.96	7.5	3	4	100	1.24	2.05
M3*0.5	0.5	2.4	7.5	3	4	75	1.5	2.5
M3*0.5	0.5	2.4	9	3	4	100	1.58	2.5
M4*0.7	0.7	3.15	10	3	4	75	2.08	3.3
M4*0.7	0.7	3.15	10	3	4	100	2.1	3.3
M5*0.8	0.8	4	15	4	6	75	2.89	4.2
M5*0.8	0.8	4	15	4	6	100	2.77	4.2
M6*1.0	1	4.75	15	4	6	75	3.46	5
M6*1.0	1	4.75	15	4	6	100	3.3	5
M8*1.25	1.25	5.9	20	3	6	75	4.18	6.75
M8*1.25	1.25	5.9	20	3	6	100	4.11	6.75
M10*1.5	1.5	7.9	30	5	8	100	5.83	8.5
M12*P1.75	1.75	9.9	35	5	10	100	8.5	135
M16*2.0	2	11.9	32	5	12	100	9.07	14

YZP-4100 全牙黑色螺纹铣牙刀

YZP-4100 Full Teeth Thread Milling For Black

Balchas | MG Carbide | 3 | 4 | 5 | 6

技术参数/ Technology Parameters

被切削材料應用表（最適用● / ○適用）										
碳素鋼/合金鋼 Carbon Steel/ Alloy Steel	合金鋼/工具鋼 Alloy Steel Tool Steel	合金鋼/工具鋼 Alloy Steel Tool Steel	調質鋼 Hardened Steel	調質鋼 Hardened Steel	鑄鐵 Castiron	不銹鋼 Stainless Steel	銅/鋁 Copper Aluminum	鈦合金 Titanium Alloy	鎳 Nickel	耐熱鋼 Heat Resistant Steel
S45C,S50C,SCM	S45C,SKT,SKD	S45C,SKT,SKD	SKT,SKD	SKT,SKD	FC/FCD	SUS304	-	-	-	-
HRC<20	HRC<20-30	HRC<30-40	HRC<45-55	HRC<55-60	-	-	-	-	-	-
●	●	●	●		○	○		○	○	○

型号规格 (Specification)	刃径 (d)	柄径 (D)	有效深度 (L1)	总长 (L)	刃数 (F)	底孔直径 Basic hole
M1.6*0.35*d1.2*D4	1.2	4	3.4	50	3	1.25
M2*0.4-d1.54-D4	1.54	4	6	50	3	1.6
M2.5*0.45-d1.96-D4	1.96	4	6	50	3	2.05
M3*0.5-d2.4-D4	2.4	4	6.5	50	3	2.5
M3.5*0.6*d2.75*D4	2.75	4	8.5	50	3	2.9
M4*0.5-d3-D4	3	4	8	50	3	3.5
M4*0.7-d3.15-D4	3.15	4	10	50	3	3.3
M4.5*0.75-d3.4-D4	3.4	4	9	50	3	3.75
M5*0.5-d3.9-D4	3.9	4	12	50	3	4.5
M5*0.8-d3.9-D4	3.95	4	12	50	3	4.2
M5*0.8-d3.9-D6	3.9	6	13	50	3	4.2
M6*0.5-d4.8-D6	4.8	6	13	50	3	5.5
M6*0.75-d3.9-D4	3.9	4	12	50	3	5.25
M6*0.75-d4.8-D6	5	6	17	60	3	5.25
M6*d1.0-d3.9-D4	3.9	4	12	50	3	5
M6*d1.0-4.75-D6	4.75	6	13	50	3	5
M8*0.5-d6.0-D6	5.9	6	16	60	3	7.5
M8*0.75-d5.9-D6	5.95	6	15	50	3	7.25
M8*1.0-d5.9-D6	5.95	6	15	50	3	7
M8*1.25-d5.9-D6	5.9	6	20	60	3	6.75
M10*0.5-d7.9-D8	7.9	8	20	65	4	9.5
M10*0.75-d7.9-D8	7.9	8	22	65	3	9.25
M10*d1.0-d7.9-D8	7.9	8	20	65	4	9
M10*1.25-d7.7-D8	7.9	8	20	65	3	8.75
M10*1.5-d7.7-D8	7.7	8	22	65	4	8.5
M12*0.5-d9.9-D10	9.9	10	20	75	3	11.5
M12*0.75-d9.95-D10	9.95	10	20	75	4	11.25
M12*1.0-d9.9-D10	9.9	10	20	65	4	11
M12*1.0-d9.9-D10	9.9	10	28	75	4	11
M12*1.25-d9.9-D10	9.9	10	25	75	4	10.75
M12*1.5-d9.4-D10	9.4	10	24	75	4	10.5
M12*1.5-d9.9-D10	9.9	10	20	65	4	10.5
M12*1.75-d9.5-D10	9.5	10	25	75	4	10.25

YZP-4100 全牙黑色螺纹铣牙刀

YZP-4100 Full Teeth Thread Milling For Black

Balchas | MG Carbide | 3 | 4 | 5 | 6

技术参数/ Technology Parameters

被切削材料應用表（最適用● / ○適用）										
碳素鋼/合金鋼 Carbon Steel/ Alloy Steel	合金鋼/工具鋼 Alloy Steel Tool Steel	合金鋼/工具鋼 Alloy Steel Tool Steel	調質鋼 Hardened Steel	調質鋼 Hardened Steel	鑄鐵 Castiron	不銹鋼 Stainless Steel	銅/鋁 Copper Aluminum	鈦合金 Titanium Alloy	鎳 Nickel	耐熱鋼 Heat Resistant Steel
S45C,S50C,SCM	S45C,SKT,SKD	S45C,SKT,SKD	SKT,SKD	SKT,SKD	FC/FCD	SUS304	-	-	-	-
HRC<20	HRC<20-30	HRC<30-40	HRC<45-55	HRC<55-60	-	-	-	-	-	-
●	●	●	●		○	○		○	○	○

型号规格 (Specification)	刃径 (d)	柄径 (D)	有效深度 (L1)	总长 (L)	刃数 (F)	底孔直径 Basic hole
M14*0.5-d12-D12	12	12	30	75	4	13.5
M14*1.0-d11.9*D12	11.9	12	30	75	4	13
M14*1.0-d11.9*D12	11.9	12	32	80	4	13
M14*1.5-d11.9-D10	9.9	10	25	75	4	12.5
M14*1.5*d11.2*D12	11.2	12	30	75	4	12.5
M14*2.0-d9.9-D10	9.9	10	30	75	4	12
M14*2.0-d11.2-D12	11.2	12	30	75	4	12
M16*1.5-d11.9-D12	11.9	12	22	75	4	14.5
M16*1.5-d12-D12	12	12	30	75	4	14.5
M16*1.5-d11.9-D12	11.9	12	36	80	4	14.5
M16*1.5-d13.9-D14	13.9	14	33	83	4	14.5
M16*2-d12-D12	12	12	30	75	4	14
M16*2.0-d12*D12	12	12	35	80	4	14
M18*2.0-d13.9-D14	13.9	14	33	100	5	16
M18*2.5-d13.9-D14	13.9	14	32	100	5	13.5
M20*1.5-d15.95-D16	16	16	40	100	4	14.5
M20*2.0*d16-D16	16	16	40	100	5	18
M22*1.0*-d16-D16	16	16	40	100	5	15
M22*2.0-d16.0-D16	16	16	40	100	5	20
M22*2.5-d15.9.0-D16	15.9	16	40	100	5	19.5
M24*3.0-d15.9-D16	15.9	16	40	100	4	21
M30*d16*P3.5*D16	16	16	40	100	5	26.5
D20*P2.0*d20-D20	20	20	40	100	5	18
D20*P4.0*d20-D20	20	20	40	100	5	16
D16*1.25*D16	16	16	40	100	4	/

YZT-5101 单牙钛合金专用

YZT-5101 Single Tooth Thread milling For Titanium Alloy

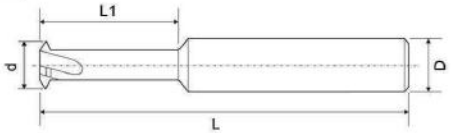

Balchas | MG Carbide | 3 | 4 | 5 | 6

技术参数/ Technology Parameters

被切削材料應用表（最適用● / ○適用）										
碳素鋼/合金鋼 Carbon Steel/ Alloy Steel	合金鋼/工具鋼 Alloy Steel Tool Steel	合金鋼/工具鋼 Alloy Steel Tool Steel	調質鋼 Hardened Steel	調質鋼 Hardened Steel	鑄鐵 Castiron	不銹鋼 Stainless Steel	銅/鋁 Copper Aluminum	鈦合金 Titanium Alloy	鎳 Nickel	耐熱鋼 Heat Resistant Steel
S45C,S50C,SCM	S45C,SKT,SKD	S45C,SKT,SKD	SKT,SKD	SKT,SKD	FC/FCD	SUS304	-	-	-	-
HRC<20	HRC<20-30	HRC<30-40	HRC<45-55	HRC<55-60	-	-	-	-	-	-
○	○	○	○		○	○		●	●	●

型号规格 (Specification)	刃径 (d)	有效深度 (L1)	柄径 (D)	总长 (L)	刃数 (F)	避空大小 Free space	底孔直径 Basic hole
M0.8*0.2	0.55	2	4	50	3	0.34	0.6
M0.9*0.225	0.6	2	4	50	3	0.37	0.675
M1*0.25	0.73	2.3	4	50	3	0.43	0.75
M1.2*0.25	0.92	3	4	50	3	0.62	0.95
M1.4*0.3	1.05	3.2	4	50	3	0.64	1.1
M1.6*0.35	1.2	3.5	4	50	3	0.69	1.25
M2*0.4	1.54	6	4	50	3	0.9	1.6
M2.5*0.45	1.96	7.5	4	50	3	1.25	2.05
M3*0.5	2.4	9	4	50	3	1.55	2.5
M4*0.7	3.15	12	4	50	3	1.93	3.3
M5*0.8	3.95	12	4	50	4	2.22	4.2
M5*0.8	4	12	6	50	3	2.43	4.2
M6*1.0	4.75	15	6	50	3	2.95	5
M8*1.25	5.9	20	6	60	3	3.74	6.75
M10*1.5	7.9	25	8	60	6	4.99	8.5
M12*1.75	9.9	30	10	75	6	6.96	10.25
M14*2.0	9.9	30	10	75	6	6.96	12
M16*2.0	11.9	35	12	75	5	8.4	14
M18*2.5	14	40	14	100	5	8.9	15.5
M22*3.0	16	45	16	100	5	11	19
M30*6.0	19.9	50	20	110	6	14	24
M1.6*0.35	1.2	3.5	4	75	3	0.72	1.25
M2*0.4	1.54	6	4	75	3	0.92	1.6
M2*0.4	1.54	4.5	4	100	3	0.89	1.6
M2.5*0.45	1.96	7.5	4	75	3	1.19	2.05
M2.5*0.45	1.96	6.5	4	100	3	1.25	2.05
M3*0.5	2.4	9	4	75	3	1.58	2.5
M3*0.5	2.4	7.5	4	100	3	1.61	2.5
M4*0.7	3.15	12	4	75	3	2.11	3.3
M4*0.7	3.15	10	4	100	3	2.13	3.3
M5*0.8	4	13	6	75	4	2.92	4.2
M5*0.8	4	13	6	100	4	2.92	4.2
M6*1.0	4.75	15	6	75	4	3.32	5
M6*1.0	4.75	15	6	100	4	3.02	5
M8*1.25	5.9	20	6	75	4	4.08	6.75
M8*1.25	5.9	25	6	100	4	4.11	6.75
M10*1.5	7.9	25	8	75	6	5.47	8.5
M10*1.5	7.9	25	8	100	6	5.55	8.5
M12*1.75	9.9	35	10	100	6	7.18	10.25
M16*2.0	12	35	12	100	6	8.56	14

YZT-5103 三牙钛合金专用

YZT-5103 Three Teeth Thread Milling For Titanium Alloy

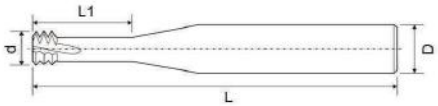

Balchas | MG Carbide | 3 | 4 | 5 | 6

技术参数/ Technology Parameters

被切削材料應用表（最適用● / ○適用）										
碳素鋼/合金鋼 Carbon Steel/ Alloy Steel	合金鋼/工具鋼 Alloy Steel Tool Steel	合金鋼/工具鋼 Alloy Steel Tool Steel	調質鋼 Hardened Steel	調質鋼 Hardened Steel	鑄鐵 Castiron	不銹鋼 Stainless Steel	銅/鋁 Copper Aluminum	鈦合金 Titanium Alloy	鎳 Nickel	耐熱鋼 Heat Resistant Steel
S45C,S50C,SCM	S45C,SKT,SKD	S45C,SKT,SKD	SKT,SKD	SKT,SKD	FC/FCD	SUS304	-	-	-	-
HRC<20	HRC<20-30	HRC<30-40	HRC<45-55	HRC<55-60	-	-	-	-	-	-
○	○	○	○		○	○		●	●	●

型号规格 (Specification)	牙距 (Tp)	刃径 (d)	有效深度 (L1)	刃数 (F)	柄径 (D)	总长 (L)	避空大小 Free space	底孔直径 Basic hole
M1*0.25	0.25	0.73	2.3	3	4	50	0.4	0.75
M1.2*0.25	0.25	0.92	3.3	3	4	50	0.55	0.95
M1.4*0.3	0.3	1.05	3.2	3	4	50	0.6	1.1
M1.6*0.35	0.35	1.21	3.5	3	4	50	0.63	1.25
M1.8*0.35	0.35	1.4	4	3	4	50	0.93	1.45
M2*0.4	0.4	1.54	4.5	3	4	50	0.88	1.6
M2.2*0.45	0.45	1.65	5	3	4	50	0.94	1.75
M2.5*0.45	0.45	1.96	5.5	3	4	50	1.15	2.05
M3*0.5	0.5	2.42	7	3	4	50	1.54	2.5
M3.5*0.6	0.6	2.75	9	3	4	50	1.9	2.9
M4*0.5	0.5	3.4	8	3	4	50	2.47	3.5
M4*0.7	0.7	3.15	8.8	3	4	50	1.97	3.3
M4.5*0.75	0.75	3.5	11	3	4	50	2.5	3.75
M5*0.5	0.5	3.9	8	3	4	50	2.98	4.5
M5*0.75	0.42	3.9	8	3	4	50	2.47	4.25
M5*0.8	0.8	4	12	3	6	50	2.54	4.2
M5*0.8	0.8	3.95	12	3	4	50	2.64	4.2
M6*0.5	0.5	4.8	13	3	6	50	4.2	5.5
M6*0.75	0.75	5	13	3	6	50	3.77	5.25
M6*1.0	1	3.95	14	3	4	50	2.46	5
M6*1.0	1	4.75	12	3	6	50	3.03	5
M8*0.75	0.75	5.95	20	3	6	50	3.79	7.25
M8*1.0	1	5.9	20	3	6	60	4.5	6
M8*0.5	0.5	6	16	4	6	50	5.06	7.5
M8*1.25	1.25	5.95	17.5	3	6	60	3.81	6.75
M10*1.0	1	7.9	21	4	8	60	6.5	9
M10*1.25	1.25	8	21	4	8	60	6.15	8.75
M10*1.5	1.5	7.9	22	4	8	60	5.82	8.5
M10*1.5	1.5	8.2	25	4	10	75	6.07	8.5
M12*1.0	1	9.9	30	4	10	75	8.36	11
M12*1.5	1.5	9.9	30	4	10	75	7.8	10.5
M12*1.25	1.25	9.9	30	4	10	75	8.4	10.75
M12*1.75	1.75	9.9	28	4	10	75	7.59	10.25
M14*2.0	2	9.9	28	4	10	75	6.99	12
M16*1.5	1.5	11.9	30	4	12	75	9.72	4.5
M16*2.0	2	11.9	35	4	12	75	8.99	14
M22*2.5	2.5	15.9	50	6	16	100	12.36	19.5
M24*3.0	3	15.9	50	6	16	100	11.77	21
M24*3.5	3.5	15.9	50	6	16	100	11.15	20.5

YZT-5103 三牙钛合金专用

YZT-5103 Three Teeth Thread Milling For Titanium Alloy

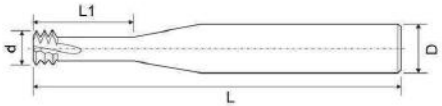

Balchas | MG Carbide | 3 | 4 | 5 | 6

技术参数/ Technology Parameters

被切削材料應用表（最適用● / ○適用）										
碳素鋼/合金鋼 Carbon Steel/ Alloy Steel	合金鋼/工具鋼 Alloy Steel Tool Steel	合金鋼/工具鋼 Alloy Steel Tool Steel	調質鋼 Hardened Steel	調質鋼 Hardened Steel	鑄鐵 Castiron	不銹鋼 Stainless Steel	銅/鋁 Copper Aluminum	鈦合金 Titanium Alloy	鎳 Nickel	耐熱鋼 Heat Resistant Steel
S45C,S50C,SCM	S45C,SKT,SKD	S45C,SKT,SKD	SKT,SKD	SKT,SKD	FC/FCD	SUS304	-	-	-	-
HRC<20	HRC<20-30	HRC<30-40	HRC<45-55	HRC<55-60	-	-	-	-	-	-
◇	◇	◇	◇		◇	◇		●	●	●

型号规格 (Specification)	牙距 (Tp)	刃径 (d)	有效深度 (L1)	刃数 (F)	柄径 (D)	总长 (L)	避空大小 Free space	底孔直径 Basic hole
M1*0.25	0.25	0.73	2.3	3	4	75	0.34	0.75
M1.4*0.3	0.3	1.05	3.2	3	4	75	0.64	1.1
M1.6*0.35	0.35	1.2	5	3	4	100	0.68	1.25
M2*0.4	0.4	1.54	6	3	4	75	1.03	1.6
M2*0.4	0.4	1.54	5	3	4	100	0.92	1.6
M2.5*0.45	0.45	1.96	6	3	4	75	1.17	2.05
M2.5*0.45	0.45	1.96	7.5	3	4	100	1.24	2.05
M3*0.5	0.5	2.4	7.5	3	4	75	1.5	2.5
M3*0.5	0.5	2.4	9	3	4	100	1.58	2.5
M4*0.7	0.7	3.15	10	3	4	75	2.08	3.3
M4*0.7	0.7	3.15	10	3	4	100	2.1	3.3
M5*0.8	0.8	4	15	4	6	75	2.89	4.2
M5*0.8	0.8	4	15	4	6	100	2.77	4.2
M6*1.0	1	4.75	15	4	6	75	3.46	5
M6*1.0	1	4.75	15	4	6	100	3.3	5
M8*1.25	1.25	5.9	20	3	6	75	4.18	6.75
M8*1.25	1.25	5.9	20	3	6	100	4.11	6.75
M10*1.5	1.5	7.9	30	5	8	100	5.83	8.5
M12*P1.75	1.75	9.9	35	5	10	100	8.5	135
M16*2.0	2	11.9	32	5	12	100	9.07	14

YZT-5100 全牙钛合金专用

YZT-5100 Full Teeth Thread Milling For Titanium Alloy



Balchas | MG Carbide | 3 | 4 | 5 | 6

技术参数/ Technology Parameters

被切削材料應用表（最適用● / ○適用）										
碳素鋼/合金鋼 Carbon Steel/ Alloy Steel	合金鋼/工具鋼 Alloy Steel Tool Steel	合金鋼/工具鋼 Alloy Steel Tool Steel	調質鋼 Hardened Steel	調質鋼 Hardened Steel	鑄鐵 Castiron	不銹鋼 Stainless Steel	銅/鋁 Copper Aluminum	鈦合金 Titanium Alloy	鎳 Nickel	耐熱鋼 Heat Resistant Steel
S45C,S50C,SCM	S45C,SKT,SKD	S45C,SKT,SKD	SKT,SKD	SKT,SKD	FC/FCD	SUS304	-	-	-	-
HRC<20	HRC<20-30	HRC<30-40	HRC<45-55	HRC<55-60	-	-	-	-	-	-
◇	◇	◇	◇		◇	◇		●	●	●

型号规格 (Specification)	刃径 (d)	柄径 (D)	有效深度 (L1)	总长 (L)	刃数 (F)	底孔直径 Basic hole
M1.6*0.35*d1.2*D4	1.2	4	3.4	50	3	1.25
M2*0.4-d1.54-D4	1.54	4	6	50	3	1.6
M2.5*0.45-d1.96-D4	1.96	4	6	50	3	2.05
M3*0.5-d2.4-D4	2.4	4	6.5	50	3	2.5
M3.5*0.6*d2.75*D4	2.75	4	8.5	50	3	2.9
M4*0.5-d3-D4	3	4	8	50	3	3.5
M4*0.7-d3.15-D4	3.15	4	10	50	3	3.3
M4.5*0.75-d3.4-D4	3.4	4	9	50	3	3.75
M5*0.5-d3.9-D4	3.9	4	12	50	3	4.5
M5*0.8-d3.9-D4	3.95	4	12	50	3	4.2
M5*0.8-d3.9-D6	3.9	6	13	50	3	4.2
M6*0.5-d4.8-D6	4.8	6	13	50	3	5.5
M6*0.75-d3.9-D4	3.9	4	12	50	3	5.25
M6*0.75-d4.8-D6	5	6	17	60	3	5.25
M6*d1.0-d3.9-D4	3.9	4	12	50	3	5
M6*d1.0-4.75-D6	4.75	6	13	50	3	5
M8*0.5-d6.0-D6	5.9	6	16	60	3	7.5
M8*0.75-d5.9-D6	5.95	6	15	50	3	7.25
M8*1.0-d5.9-D6	5.95	6	15	50	3	7
M8*1.25-d5.9-D6	5.9	6	20	60	3	6.75
M10*0.5-d7.9-D8	7.9	8	20	65	4	9.5
M10*0.75-d7.9-D8	7.9	8	22	65	3	9.25
M10*d1.0-d7.9-D8	7.9	8	20	65	4	9
M10*1.25-d7.7-D8	7.9	8	20	65	3	8.75
M10*1.5-d7.7-D8	7.7	8	22	65	4	8.5
M12*0.5-d9.9-D10	9.9	10	20	75	3	11.5
M12*0.75-d9.95-D10	9.95	10	20	75	4	11.25
M12*1.0-d9.9-D10	9.9	10	20	65	4	11
M12*1.0-d9.9-D10	9.9	10	28	75	4	11
M12*1.25-d9.9-D10	9.9	10	25	75	4	10.75
M12*1.5-d9.4-D10	9.4	10	24	75	4	10.5
M12*1.5-d9.9-D10	9.9	10	20	65	4	10.5
M12*1.75-d9.5-D10	9.5	10	25	75	4	10.25

YZT-5100 全牙钛合金专用

YZT-5100 Full Teeth Thread Milling For Titanium Alloy

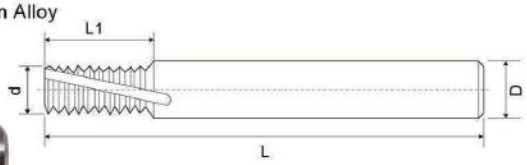

Balchas | MG Carbide | 3 | 4 | 5 | 6

技术参数/ Technology Parameters

被切削材料應用表（最適用● / ○適用）										
碳素鋼/合金鋼 Carbon Steel/ Alloy Steel	合金鋼/工具鋼 Alloy Steel Tool Steel	合金鋼/工具鋼 Alloy Steel Tool Steel	調質鋼 Hardened Steel	調質鋼 Hardened Steel	鑄鐵 Castiron	不銹鋼 Stainless Steel	銅/鋁 Copper Aluminum	鈦合金 Titanium Alloy	鎳 Nickel	耐熱鋼 Heat Resistant Steel
S45C,S50C,SCM	S45C,SKT,SKD	S45C,SKT,SKD	SKT,SKD	SKT,SKD	FC/FCD	SUS304	-	-	-	-
HRC<20	HRC<20~30	HRC<30~40	HRC<45~55	HRC<55~60	-	-	-	-	-	-
○	○	○	○		○	○		●	●	●

型号规格 (Specification)	刃径 (d)	柄径 (D)	有效深度 (L1)	总长 (L)	刃数 (F)	底孔直径 Basic hole
M14*0.5-d12-D12	12	12	30	75	4	13.5
M14*1.0-d11.9*D12	11.9	12	30	75	4	13
M14*1.0-d11.9*D12	11.9	12	32	80	4	13
M14*1.5-d11.9-D10	9.9	10	25	75	4	12.5
M14*1.5*d11.2*D12	11.2	12	30	75	4	12.5
M14*2.0-d9.9-D10	9.9	10	30	75	4	12
M14*2.0-d11.2-D12	11.2	12	30	75	4	12
M16*1.5-d11.9-D12	11.9	12	22	75	4	14.5
M16*1.5-d12-D12	12	12	30	75	4	14.5
M16*1.5-d11.9-D12	11.9	12	36	80	4	14.5
M16*1.5-d13.9-D14	13.9	14	33	83	4	14.5
M16*2-d12-D12	12	12	30	75	4	14
M16*2.0-d12*D12	12	12	35	80	4	14
M18*2.0-d13.9-D14	13.9	14	33	100	5	16
M18*2.5-d13.9-D14	13.9	14	32	100	5	13.5
M20*1.5-d15.95-D16	16	16	40	100	4	14.5
M20*2.0*d16-D16	16	16	40	100	5	18
M22*1.0*-d16-D16	16	16	40	100	5	15
M22*2.0-d16.0-D16	16	16	40	100	5	20
M22*2.5-d15.9.0-D16	15.9	16	40	100	5	19.5
M24*3.0-d15.9-D16	15.9	16	40	100	4	21
M30*d16*P3.5*D16	16	16	40	100	5	26.5
D20*P2.0*d20-D20	20	20	40	100	5	18
D20*P4.0*d20-D20	20	20	40	100	5	16
D16*1.25*D16	16	16	40	100	4	/

美制UNC(三牙)

UNC (Full Teeth)

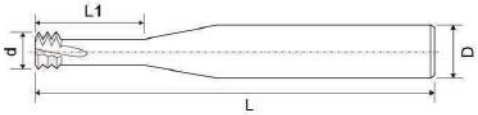

Balchas | MG Carbide | 3 | 4 | 5 | 6

技术参数/ Technology Parameters

被切削材料應用表（最適用● / ○適用）										
碳素鋼/合金鋼 Carbon Steel/ Alloy Steel	合金鋼/工具鋼 Alloy Steel Tool Steel	合金鋼/工具鋼 Alloy Steel Tool Steel	調質鋼 Hardened Steel	調質鋼 Hardened Steel	鑄鐵 Castiron	不銹鋼 Stainless Steel	銅/鋁 Copper Aluminum	鈦合金 Titanium Alloy	鎳 Nickel	耐熱鋼 Heat Resistant Steel
S45C,S50C,SCM	S45C,SKT,SKD	S45C,SKT,SKD	SKT,SKD	SKT,SKD	FC/FCD	SUS304	-	-	-	-
HRC<20	HRC<20~30	HRC<30~40	HRC<45~55	HRC<55~60	-	-	-	-	-	-
●	●	●	●		○	○		○	○	○

型号规格 (Specification)	柄径 (D)	刃径 (d)	有效深度 (L1)	刃数 (F)	总长 (L)
UNC1-64	4	1.4	4	3	50
UNF1-72	4	1.44	3.8	3	50
UNF0-80	4	1.18	3.5	3	50
UNC3-48	4	1.9	5	3	50
UNC8-36	4	3.31	11	3	50
UNC10-24	4	3.58	11	3	50
UNF10-32	4	3.8	10	3	50
UNC2-56	4	1.65	5	3	50
UNC6-32	4	2.56	7.4	3	50
UNC4-40	4	2.13	6	3	50
UNC4-40	4	2.13	8.2	3	50
UNC8-32	4	3.2	11	3	50
UNC10-24	4	3.6	11	3	50
UNC5-40	4	2.46	8	3	50
UNF 1/4-28	6	5	15	3	50
UNC5/16-24	6	5.95	18	3	60
UNC1/4-20	6	4.87	13.75	3	50
UNC5/16-18	6	5.9	18	3	50
UNC5/16-24	6	5.95	18	3	60
UNC3/8-16	8	7.65	20	3	60
UNC5/16-24	8	6.88	21	3	65
UNF3/8-24	8	7.4	20	4	65
UNC1/2-13	10	9.9	25	4	75
UNF7/16-20	10	9.5	28	4	75
UNC7/16-14	10	9	28	4	75
UNC9/16-18	12	11.3	30	4	75
UNF9/16-24	12	11.9	29	4	75

美制UNC(全牙)

UNC (Full Teeth)



Balchas | MG Carbide | 3 | 4 | 5 | 6

技术参数/ Technology Parameters

被切削材料應用表（最適用● / ○適用）										
碳素鋼/合金鋼 Carbon Steel/ Alloy Steel	合金鋼/工具鋼 Alloy Steel Tool Steel	合金鋼/工具鋼 Alloy Steel Tool Steel	調質鋼 Hardened Steel	調質鋼 Hardened Steel	鑄鐵 Castiron	不銹鋼 Stainless Steel	銅/鋁 Copper Aluminum	鈦合金 Titanium Alloy	鎳 Nickel	耐熱鋼 Heat Resistant Steel
S45C,S50C,SCM	S45C,SKT,SKD	S45C,SKT,SKD	SKT,SKD	SKT,SKD	FC/FCD	SUS304	-	-	-	-
HRC<20	HRC<20~30	HRC<30~40	HRC<45~55	HRC<55~60	-	-	-	-	-	-
●	●	●	●		○	○		○	○	○

型号规格 (Specification)	柄径 (D)	刃径 (d)	有效深度 (L1)	刃数 (F)	总长 (L)
UNC8-32	4	3.2	11	3	50
UNC10-32	4	3.8	10	3	50
UNC1/4-20	6	4.9	13	3	50
UNC5/16-18	6	6	17	3	60
UNF1/4-28	6	4.6	15	3	50
UNS10-48	6	4.1	12	3	65
UNF5/16-24	6	5.9	17	3	60
UNC3/8-16	8	7.65	20	3	65
UNC1/2-20	10	9.9	25.4	4	75
UNF9/16-24	12	11.9	30	4	80
UNC5/8-11	12	11	33	4	75
UNC9/16-18	12	11.9	30	4	83
UNF3/4-16	12	12	25	4	75
UNC3/4-10	16	14.5	40	5	100
UNC7/8-9	16	15.2	45	4	100
UNC3/4-16	16	15.9	38	4	100
UNC5/8-18	8	7.95	20	4	65
UNF9/16-18	10	10	30	4	75
UNC9/16-18	12	11.9	30	4	83
UNF3/8-32	8	7.9	20	4	60
UNF7/8-14	12	11.6	20	4	75
UNC10-24	4	3.6	11	3	50
UNC9/16-12	12	11.8	28.6	4	75
UNC3/4-20	12	11.9	30	4	75
UNC7/16-20	10	9.6	22.2	4	75
UNF3/4-20	10	10	23	4	75
UNF7/8-28	12	12	25	4	75
UNC1/2-13	10	9.5	25	4	75

55° 英制圆柱管(BSPT)RC(全牙锥管)

55° British Standard Pipe Thread. (Full teeth taperd pipe)

Balchas | MG Carbide | 3 | 4 | 5 | 6

技术参数/ Technology Parameters

被切削材料應用表（最適用● / ○適用）										
碳素鋼/合金鋼 Carbon Steel/ Alloy Steel	合金鋼/工具鋼 Alloy Steel Tool Steel	合金鋼/工具鋼 Alloy Steel Tool Steel	調質鋼 Hardened Steel	調質鋼 Hardened Steel	鑄鐵 Castiron	不銹鋼 Stainless Steel	銅/鋁 Copper Aluminum	鈦合金 Titanium Alloy	鎳 Nickel	耐熱鋼 Heat Resistant Steel
S45C,S50C,SCM	S45C,SKT,SKD	S45C,SKT,SKD	SKT,SKD	SKT,SKD	FC/FCD	SUS304	-	-	-	-
HRC<20	HRC<20~30	HRC<30~40	HRC<45~55	HRC<55~60	-	-	-	-	-	-
●	●	●	●		○	○		○	○	○

型号规格 (Specification)	柄径 (D)	刃径 (d)	有效深度 (L1)	刃数 (F)	总长 (L)	底孔直径 Basic hole
RC1/16-28	6	5.8	17	3	60	6.7
RC1/8-28	8	7.9	20	3	65	8.7
RC1/4-19	10	9.1	26.7	4	75	11.8
RC3/8-19	12	11.9	30	4	75	15.2
RC1/2-14/RC3/4	12	11.9	33	4	83	19
RC1/2-14/RC3/4	16	15.9	40	5	100	19
RC1-11	16	15.9	42	5	100	30.7
RC1-11	20	19.9	41.5	5	100	30.7

55° 英制圆柱管(BSP)G(全牙直管)

55° BSP British Standard Pipe Thread. (Full teeth Parallel pipe)

Balchas | MG Carbide | 3 | 4 | 5 | 6

型号规格 (Specification)	柄径 (D)	刃径 (d)	有效深度 (L1)	刃数 (F)	总长 (L)	底孔直径 Basic hole
G1/16-28	6	5.8	17	3	60	6.7
G1/8-28	8	7.7	20	3	60	8.7
G1/4-19	10	9.9	27	4	75	11.8
G3/8-19	12	11.9	26.7	4	75	11.8
G1/2-14/G3/4	12	11.9	35	4	83	19
G1/2-14-G3/4	16	15.7	40	5	100	19
G1-11	16	16	42	5	100	30.7
G1-11	20	19.9	42	5	100	30.7

60° 美制密封圆锥管螺纹（NPT/NPTF）

60° NPT National Pipe Tapered Thread.

Balchas | MG Carbide | 3 | 4 | 5 | 6

技术参数/ Technology Parameters

被切削材料應用表（最適用● / ○適用）										
碳素鋼/合金鋼 Carbon Steel/ Alloy Steel	合金鋼/工具鋼 Alloy Steel Tool Steel	合金鋼/工具鋼 Alloy Steel Tool Steel	調質鋼 Hardened Steel	調質鋼 Hardened Steel	鑄鐵 Castiron	不銹鋼 Stainless Steel	銅/鋁 Copper Aluminum	鈦合金 Titanium Alloy	鎳 Nickel	耐熱鋼 Heat Resistant Steel
S45C,S50C,SCM	S45C,SKT,SKD	S45C,SKT,SKD	SKT,SKD	SKT,SKD	FC/FCD	SUS304	-	-	-	-
HRC<20	HRC<20~30	HRC<30~40	HRC<45~55	HRC<55~60	-	-	-	-	-	-
●	●	●	●		○	○		○	○	○

型号规格 (Specification)	柄径 (D)	刃径 (d)	有效深度 (L1)	刃数 (F)	总长 (L)	底孔直径 Basic hole
NPT1/16-27	6	5.3	10	3	60	6.3
NPT1/8-27	8	7.1	15	3	65	8.5
NPT1/4-18	10	9.1	14	4	75	11.1
NPT3/8-18	12	11.15	14.8	4	75	14.5
NPT1/2-14	12	11.9	25	4	83	17.7
NPT3/4-14	12	11.9	25	4	83	23
NPT1/2-14	16	15.5	25	5	100	17.7
NPT1-11.5	20	19.9	33	5	100	29
NPT1 -11.5	16	15.9	33	5	100	29
NPTF1/16-27	6	5.9	10	3	50	6.3
NPTF1/8-27	8	7.65	15	4	60	8.4
NPTF1/4-18	10	9.9	14.8	4	75	11.1
NPTF3/8-18	12	11.15	14.8	4	75	14.7
NPTF1/2-14	16	15.5	25	5	100	17.9
NPTF1-11.5	20	19.6	23	4	100	29

YZ228 微小径钻头
YZ228 Micro Diameter Drill

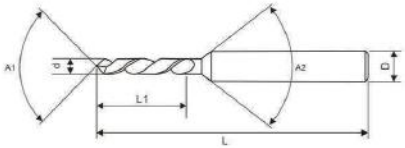

MG Carbide

技术参数/ Technology Parameters

被切削材料應用表（最適用● / ○適用）											
碳素鋼 Carbon Steel	合金鋼 Alloy Steel	淬火钢 Hardened Steel	鑄鐵 Castiron	鈦合金 Titanium Alloy	高温合金 Superalloy	不銹鋼 Stainless Steel	銅/鋁 Copper Aluminum	树脂 Resin	工程塑料 Engineering plastics	玻璃纤维 Glass Fiber	电木 Bakelite
HRC<20	HRC<20~30	HRC<55	-	-	-	-	-	-		-	-
○	○		○	○	○		●	●	●	●	●

规格 (Specification)	刃径 (d)	刃长 (L1)	柄径 (D)	总长 (L)
YZ228-0040	0.040	0.4	3	38
YZ228-0045	0.045	0.45	3	38
YZ228-0050	0.050	0.5	3	38
YZ228-0055	0.055	0.55	3	38
YZ228-0060	0.060	0.6	3	38
YZ228-0065	0.065	0.65	3	38
YZ228-0070	0.070	0.7	3	38
YZ228-0075	0.075	0.75	3	38
YZ228-0080	0.080	0.8	3	38
YZ228-0085	0.085	0.85	3	38
YZ228-0090	0.090	0.9	3	38
YZ228-0095	0.095	0.95	3	38
YZ228-0100	0.10	1.5	3	38
YZ228-0110	0.11	1.5	3	38
YZ228-0120	0.12	2.5	3	38
YZ228-0130	0.13	2.5	3	38
YZ228-0140	0.14	2.5	3	38
YZ228-0150	0.15	2.5	3	38
YZ228-0160	0.16	2.5	3	38
YZ228-0170	0.17	2.5	3	38
YZ228-0180	0.18	2.5	3	38
YZ228-0190	0.19	2.5	3	38
YZ228-0200	0.20	3.5	3	38
YZ228-0210	0.21	3.5	3	38
YZ228-0220	0.22	3.5	3	38
YZ228-0230	0.23	3.5	3	38
YZ228-0240	0.24	3.5	3	38
YZ228-0250	0.25	3.5	3	38
YZ228-0260	0.26	3.5	3	38
YZ228-0270	0.27	3.5	3	38
YZ228-0280	0.28	3.5	3	38
YZ228-0290	0.29	3.5	3	38
YZ228-0300	0.30	5	3	38
YZ228-0310	0.31	5	3	38
YZ228-0320	0.32	5	3	38
YZ228-0330	0.33	5	3	38
YZ228-0340	0.34	5	3	38
YZ228-0350	0.35	5	3	38
YZ228-0360	0.36	5	3	38
YZ228-0370	0.37	5	3	38
YZ228-0380	0.38	5	3	38
YZ228-0390	0.39	5	3	38
YZ228-0400	0.40	6	3	38
YZ228-0410	0.41	6	3	38
YZ228-0420	0.42	6	3	38
YZ228-0430	0.43	6	3	38
YZ228-0440	0.44	6	3	38
YZ228-0450	0.45	6	3	38

规格 (Specification)	刃径 (d)	刃长 (L1)	柄径 (D)	总长 (L)
YZ228-0460	0.46	6	3	38
YZ228-0470	0.47	6	3	38
YZ228-0480	0.48	6	3	38
YZ228-0490	0.49	6	3	38
YZ228-0550	0.50	6	3	38
YZ228-0510	0.51	6	3	38
YZ228-0520	0.52	6	3	38
YZ228-0530	0.53	6	3	38
YZ228-0540	0.54	6	3	38
YZ228-0550	0.55	6	3	38
YZ228-0560	0.56	6	3	38
YZ228-0570	0.57	6	3	38
YZ228-0580	0.58	6	3	38
YZ228-0590	0.59	6	3	38
YZ228-0600	0.60	7	3	38
YZ228-0610	0.61	7	3	38
YZ228-0620	0.62	7	3	38
YZ228-0630	0.63	7	3	38
YZ228-0640	0.64	7	3	38
YZ228-0650	0.65	7	3	38
YZ228-0660	0.66	7	3	38
YZ228-0670	0.67	7	3	38
YZ228-0680	0.68	7	3	38
YZ228-0690	0.69	7	3	38
YZ228-0700	0.70	8	3	38
YZ228-0710	0.71	8	3	38
YZ228-0720	0.72	8	3	38
YZ228-0730	0.73	8	3	38
YZ228-0740	0.74	8	3	38
YZ228-0750	0.75	8	3	38
YZ228-0760	0.76	8	3	38
YZ228-0770	0.77	8	3	38
YZ228-0780	0.78	8	3	38
YZ228-0790	0.79	8	3	38
YZ228-0800	0.80	8	3	38
YZ228-0810	0.81	8	3	38
YZ228-0820	0.82	8	3	38
YZ228-0830	0.83	8	3	38
YZ228-0840	0.84	8	3	38
YZ228-0850	0.85	8	3	38
YZ228-0860	0.86	8	3	38
YZ228-0870	0.87	8	3	38
YZ228-0880	0.88	8	3	38
YZ228-0890	0.89	8	3	38
YZ228-0900	0.90	8	3	38
YZ228-0910	0.91	8	3	38
YZ228-0920	0.92	8	3	38
YZ228-0930	0.93	8	3	38

YZ228 微小径钻头
YZ228 Micro Diameter Drill

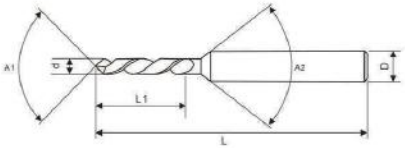

MG Carbide

技术参数/ Technology Parameters

被切削材料應用表（最適用● / ○適用）											
碳素鋼 Carbon Steel	合金鋼 Alloy Steel	淬火钢 Hardened Steel	鑄鐵 Castiron	鈦合金 Titanium Alloy	高温合金 Superalloy	不銹鋼 Stainless Steel	銅/鋁 Copper Aluminum	树脂 Resin	工程塑料 Engineering plastics	玻璃纤维 Glass Fiber	电木 Bakelite
HRC<20	HRC<20~30	HRC<55	-	-	-	-	-	-		-	-
○	○		○	○	○		●	●	●	●	●

规格 (Specification)	刃径 (d)	刃长 (L1)	柄径 (D)	总长 (L)
YZ228-0940	0.94	8	3	38
YZ228-0950	0.95	8	3	38
YZ228-0960	0.96	8	3	38
YZ228-0970	0.97	8	3	38
YZ228-0980	0.98	8	3	38
YZ228-0990	0.99	8	3	38
YZ228-1000	1.00	10	3	38
YZ228-1010	1.01	10	3	38
YZ228-1020	1.02	10	3	38
YZ228-1030	1.03	10	3	38
YZ228-1040	1.04	10	3	38
YZ228-1050	1.05	10	3	38
YZ228-1060	1.06	10	3	38
YZ228-1070	1.07	10	3	38
YZ228-1080	1.08	10	3	38
YZ228-1090	1.09	10	3	38
YZ228-1100	1.10	10	3	38
YZ228-1110	1.11	10	3	38
YZ228-1120	1.12	10	3	38
YZ228-1130	1.13	10	3	38
YZ228-1140	1.14	10	3	38
YZ228-1150	1.15	10	3	38
YZ228-1160	1.16	10	3	38
YZ228-1170	1.17	10	3	38
YZ228-1180	1.18	10	3	38
YZ228-1190	1.19	10	3	38
YZ228-1200	1.20	10	3	38
YZ228-1210	1.21	10	3	38
YZ228-1220	1.22	10	3	38
YZ228-1230	1.23	10	3	38
YZ228-1240	1.24	10	3	38
YZ228-1250	1.25	10	3	38
YZ228-1260	1.26	10	3	38
YZ228-1270	1.27	10	3	38
YZ228-1280	1.28	10	3	38
YZ228-1290	1.29	10	3	38
YZ228-1300	1.30	10	3	38
YZ228-1310	1.31	10	3	38
YZ228-1320	1.32	10	3	38
YZ228-1330	1.33	10	3	38
YZ228-1340	1.34	10	3	38
YZ228-1350	1.35	10	3	38
YZ228-1360	1.36	10	3	38
YZ228-1370	1.37	10	3	38
YZ228-1380	1.38	10	3	38
YZ228-1390	1.39	10	3	38
YZ228-1400	1.40	10	3	38
YZ228-1410	1.41	10	3	38

规格 (Specification)	刃径 (d)	刃长 (L1)	柄径 (D)	总长 (L)
YZ228-1420	1.42	10	3	38
YZ228-1430	1.43	10	3	38
YZ228-1440	1.44	10	3	38
YZ228-1450	1.45	10	3	38
YZ228-1460	1.46	10	3	38
YZ228-1470	1.47	10	3	38
YZ228-1480	1.48	10	3	38
YZ228-1490	1.49	10	3	38
YZ228-1500	1.50	10	3	38
YZ228-1510	1.51	10	3	38
YZ228-1520	1.52	10	3	38
YZ228-1530	1.53	10	3	38
YZ228-1540	1.54	10	3	38
YZ228-1550	1.55	10	3	38
YZ228-1560	1.56	10	3	38
YZ228-1570	1.57	10	3	38
YZ228-1580	1.58	10	3	38
YZ228-1590	1.59	10	3	38
YZ228-1600	1.60	12	3	38
YZ228-1610	1.61	12	3	38
YZ228-1620	1.62	12	3	38
YZ228-1630	1.63	12	3	38
YZ228-1640	1.64	12	3	38
YZ228-1650	1.65	12	3	38
YZ228-1660	1.66	12	3	38
YZ228-1670	1.67	12	3	38
YZ228-1680	1.68	12	3	38
YZ228-1690	1.69	12	3	38
YZ228-1700	1.70	12	3	38
YZ228-1710	1.71	12	3	38
YZ228-1720	1.72	12	3	38
YZ228-1730	1.73	12	3	38
YZ228-1740	1.74	12	3	38
YZ228-1750	1.75	12	3	38
YZ228-1760	1.76	12	3	38
YZ228-1770	1.77	12	3	38
YZ228-1780	1.78	12	3	38
YZ228-1790	1.79	12	3	38
YZ228-1800	1.80	12	3	38
YZ228-1810	1.81	12	3	38
YZ228-1820	1.82	12	3	38
YZ228-1830	1.83	12	3	38
YZ228-1840	1.84	12	3	38
YZ228-1850	1.85	12	3	38
YZ228-1860	1.86	12	3	38
YZ228-1870	1.87	12	3	38
YZ228-1880	1.88	12	3	38
YZ228-1890	1.89	12	3	38

YZ228 微小径钻头
YZ228 Micro Diameter Drill

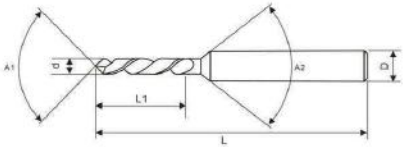

MG Carbide

技术参数/ Technology Parameters

被切削材料應用表（最適用● / ○適用）											
碳素鋼 Carbon Steel	合金鋼 Alloy Steel	淬火钢 Hardened Steel	鑄鐵 Castiron	鈦合金 Titanium Alloy	高温合金 Superalloy	不銹鋼 Stainless Steel	銅/鋁 Copper Aluminum	树脂 Resin	工程塑料 Engineering plastics	玻璃纤维 Glass Fiber	电木 Bakelite
HRC<20	HRC<20~30	HRC<55	-	-	-	-	-	-		-	-
◇	◇		◇	◇	◇		●	●	●	●	●

规格 (Specification)	刃径 (d)	刃长 (L1)	柄径 (D)	总长 (L)
YZ228-1900	1.90	12	3	38
YZ228-1910	1.91	12	3	38
YZ228-1920	1.92	12	3	38
YZ228-1930	1.93	12	3	38
YZ228-1940	1.94	12	3	38
YZ228-1950	1.95	12	3	38
YZ228-1960	1.96	12	3	38
YZ228-1970	1.97	12	3	38
YZ228-1980	1.98	12	3	38
YZ228-1990	1.99	12	3	38
YZ228-2000	2.00	12	3	38
YZ228-2010	2.01	12	3	38
YZ228-2020	2.02	12	3	38
YZ228-2030	2.03	12	3	38
YZ228-2040	2.04	12	3	38
YZ228-2050	2.05	12	3	38
YZ228-2060	2.06	12	3	38
YZ228-2070	2.07	12	3	38
YZ228-2080	2.08	12	3	38
YZ228-2090	2.09	12	3	38
YZ228-2100	2.10	12	3	38
YZ228-2110	2.11	12	3	38
YZ228-2120	2.12	12	3	38
YZ228-2130	2.13	12	3	38
YZ228-2140	2.14	12	3	38
YZ228-2150	2.15	12	3	38
YZ228-2160	2.16	12	3	38
YZ228-2170	2.17	12	3	38
YZ228-2180	2.18	12	3	38
YZ228-2190	2.19	12	3	38
YZ228-2200	2.20	12	3	38
YZ228-2210	2.21	12	3	38
YZ228-2220	2.22	12	3	38
YZ228-2230	2.23	12	3	38
YZ228-2240	2.24	12	3	38
YZ228-2250	2.25	12	3	38
YZ228-2260	2.26	12	3	38
YZ228-2270	2.27	12	3	38
YZ228-2280	2.28	12	3	38
YZ228-2290	2.29	12	3	38
YZ228-2300	2.30	12	3	38
YZ228-2310	2.31	12	3	38
YZ228-2320	2.32	12	3	38
YZ228-2330	2.33	12	3	38
YZ228-2340	2.34	12	3	38
YZ228-2350	2.35	12	3	38
YZ228-2360	2.36	12	3	38
YZ228-2370	2.37	12	3	38
YZ228-2380	2.38	12	3	38
YZ228-2390	2.39	12	3	38
YZ228-2400	2.40	12	3	38
YZ228-2410	2.41	12	3	38
YZ228-2420	2.42	12	3	38
YZ228-2430	2.43	12	3	38
YZ228-2440	2.44	12	3	38

规格 (Specification)	刃径 (d)	刃长 (L1)	柄径 (D)	总长 (L)
YZ228-2450	2.45	12	3	38
YZ228-2460	2.46	12	3	38
YZ228-2470	2.47	12	3	38
YZ228-2480	2.48	12	3	38
YZ228-2490	2.49	12	3	38
YZ228-2500	2.50	12	3	38
YZ228-2510	2.51	12	3	38
YZ228-2520	2.52	12	3	38
YZ228-2530	2.53	12	3	38
YZ228-2540	2.54	12	3	38
YZ228-2550	2.55	12	3	38
YZ228-2560	2.56	12	3	38
YZ228-2570	2.57	12	3	38
YZ228-2580	2.58	12	3	38
YZ228-2590	2.59	12	3	38
YZ228-2600	2.60	12	3	38
YZ228-2610	2.61	12	3	38
YZ228-2620	2.62	12	3	38
YZ228-2630	2.63	12	3	38
YZ228-2640	2.64	12	3	38
YZ228-2650	2.65	12	3	38
YZ228-2660	2.66	12	3	38
YZ228-2670	2.67	12	3	38
YZ228-2680	2.68	12	3	38
YZ228-2690	2.69	12	3	38
YZ228-2700	2.70	12	3	38
YZ228-2710	2.71	12	3	38
YZ228-2720	2.72	12	3	38
YZ228-2730	2.73	12	3	38
YZ228-2740	2.74	12	3	38
YZ228-2750	2.75	12	3	38
YZ228-2760	2.76	12	3	38
YZ228-2770	2.77	12	3	38
YZ228-2780	2.78	12	3	38
YZ228-2790	2.79	12	3	38
YZ228-2800	2.80	12	3	38
YZ228-2810	2.81	12	3	38
YZ228-2820	2.82	12	3	38
YZ228-2830	2.83	12	3	38
YZ228-2840	2.84	12	3	38
YZ228-2850	2.85	12	3	38
YZ228-2860	2.86	12	3	38
YZ228-2870	2.87	12	3	38
YZ228-2880	2.88	12	3	38
YZ228-2890	2.89	12	3	38
YZ228-2900	2.90	12	3	38
YZ228-2910	2.91	12	3	38
YZ228-2920	2.92	12	3	38
YZ228-2930	2.93	12	3	38
YZ228-2940	2.94	12	3	38
YZ228-2950	2.95	12	3	38
YZ228-2960	2.96	12	3	38
YZ228-2970	2.97	12	3	38
YZ228-2980	2.98	12	3	38
YZ228-2990	2.99	12	3	38
YZ228-3000	3.00	12	3	38

YZ228L 微小径加长刃钻头
YZ228L Micro Diameter Long Flutes Drill

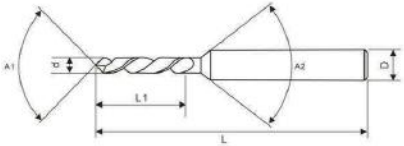

MG Carbide

技术参数/ Technology Parameters

被切削材料應用表（最適用● / ○適用）											
碳素鋼 Carbon Steel	合金鋼 Alloy Steel	淬火钢 Hardened Steel	鑄鐵 Castiron	鈦合金 Titanium Alloy	高温合金 Superalloy	不銹鋼 Stainless Steel	銅/鋁 Copper Aluminum	树脂 Resin	工程塑料 Engineering plastics	玻璃纤维 Glass Fiber	电木 Bakelite
HRC<20	HRC<20~30	HRC<55	-	-	-	-	-	-		-	-
◇	◇		◇	◇	◇		●	●	●	●	●

规格 (Specification)	刃径 (d)	刃长 (L1)	柄径 (D)	总长 (L)
YZ228-0040	0.040	0.6	3	38
YZ228-0045	0.045	0.7	3	38
YZ228-0050	0.050	0.9	3	38
YZ228-0055	0.055	0.9	3	38
YZ228-0060	0.060	0.9	3	38
YZ228-0065	0.065	0.9	3	38
YZ228-0070	0.070	1.2	3	38
YZ228-0075	0.075	1.2	3	38
YZ228-0080	0.080	1.2	3	38
YZ228-0085	0.085	1.2	3	38
YZ228-0090	0.090	1.2	3	38
YZ228-0095	0.095	1.2	3	38
YZ228-0100	0.10	3	3	38
YZ228-0110	0.11	3	3	38
YZ228-0120	0.12	4	3	38
YZ228-0130	0.13	4	3	38
YZ228-0140	0.14	4	3	38
YZ228-0150	0.15	5	3	38
YZ228-0160	0.16	5	3	38
YZ228-0170	0.17	5	3	38
YZ228-0180	0.18	5	3	38
YZ228-0190	0.19	5	3	38
YZ228-0200	0.20	5	3	38
YZ228-0210	0.21	5	3	38
YZ228-0220	0.22	5	3	38
YZ228-0230	0.23	5	3	38
YZ228-0240	0.24	5	3	38
YZ228-0250	0.25	5	3	38
YZ228-0260	0.26	6	3	38
YZ228-0270	0.27	6	3	38
YZ228-0280	0.28	6	3	38
YZ228-0290	0.29	6	3	38
YZ228-0300	0.30	8	3	38
YZ228-0310	0.31	8	3	38
YZ228-0320	0.32	8	3	38
YZ228-0330	0.33	8	3	38
YZ228-0340	0.34	8	3	38
YZ228-0350	0.35	8	3	38
YZ228-0360	0.36	8	3	38
YZ228-0370	0.37	8	3	38
YZ228-0380	0.38	8	3	38
YZ228-0390	0.39	8	3	38
YZ228-0400	0.40	9	3	38
YZ228-0410	0.41	9	3	38
YZ228-0420	0.42	9	3	38
YZ228-0430	0.43	9	3	38
YZ228-0440	0.44	9	3	38
YZ228-0450	0.45	9	3	38

规格 (Specification)	刃径 (d)	刃长 (L1)	柄径 (D)	总长 (L)
YZ228-0460	0.46	9	3	38
YZ228-0470	0.47	9	3	38
YZ228-0480	0.48	9	3	38
YZ228-0490	0.49	9	3	38
YZ228-0550	0.50	9	3	38
YZ228-0510	0.51	9	3	38
YZ228-0520	0.52	9	3	38
YZ228-0530	0.53	9	3	38
YZ228-0540	0.54	9	3	38
YZ228-0550	0.55	9	3	38
YZ228-0560	0.56	9	3	38
YZ228-0570	0.57	9	3	38
YZ228-0580	0.58	9	3	38
YZ228-0590	0.59	9	3	38
YZ228-0600	0.60	10	3	38
YZ228-0610	0.61	10	3	38
YZ228-0620	0.62	10	3	38
YZ228-0630	0.63	10	3	38
YZ228-0640	0.64	10	3	38
YZ228-0650	0.65	10	3	38
YZ228-0660	0.66	10	3	38
YZ228-0670	0.67	10	3	38
YZ228-0680	0.68	10	3	38
YZ228-0690	0.69	10	3	38
YZ228-0700	0.70	10	3	38
YZ228-0710	0.71	10	3	38
YZ228-0720	0.72	10	3	38
YZ228-0730	0.73	10	3	38
YZ228-0740	0.74	10	3	38
YZ228-0750	0.75	10	3	38
YZ228-0760	0.76	10	3	38
YZ228-0770	0.77	10	3	38
YZ228-0780	0.78	10	3	38
YZ228-0790	0.79	10	3	38
YZ228-0800	0.80	10	3	38
YZ228-0810	0.81	10	3	38
YZ228-0820	0.82	10	3	38
YZ228-0830	0.83	10	3	38
YZ228-0840	0.84	10	3	38
YZ228-0850	0.85	10	3	38
YZ228-0860	0.86	10	3	38
YZ228-0870	0.87	10	3	38
YZ228-0880	0.88	10	3	38
YZ228-0890	0.89	10	3	38
YZ228-0900	0.90	12	3	38
YZ228-0910	0.91	12	3	38
YZ228-0920	0.92	12	3	38
YZ228-0930	0.93	12	3	38

YZ228L 微小径钻头加长刃

YZ228L Micro Diameter Long Flutes Drill

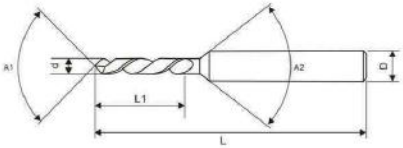

技术参数/ Technology Parameters

MG Carbide

被切削材料應用表（最適用● / ○適用）											
碳素鋼 Carbon Steel	合金鋼 Alloy Steel	淬火钢 Hardened Steel	鑄鐵 Castiron	鈦合金 Titanium Alloy	高温合金 Superalloy	不銹鋼 Stainless Steel	銅/鋁 Copper Aluminum	树脂 Resin	工程塑料 Engineering plastics	玻璃纤维 Glass Fiber	电木 Bakelite
HRC<20	HRC<20~30	HRC<55	-	-	-	-	-	-		-	-
○	○		○	○	○		●	●	●	●	●

规格 (Specification)	刃径 (d)	刃长 (L1)	柄径 (D)	总长 (L)
YZ228-0940	0.94	12	3	38
YZ228-0950	0.95	12	3	38
YZ228-0960	0.96	12	3	38
YZ228-0970	0.97	12	3	38
YZ228-0980	0.98	12	3	38
YZ228-0990	0.99	12	3	38
YZ228-1000	1.00	15	3	50
YZ228-1010	1.01	15	3	50
YZ228-1020	1.02	15	3	50
YZ228-1030	1.03	15	3	50
YZ228-1040	1.04	15	3	50
YZ228-1050	1.05	15	3	50
YZ228-1060	1.06	15	3	50
YZ228-1070	1.07	15	3	50
YZ228-1080	1.08	15	3	50
YZ228-1090	1.09	15	3	50
YZ228-1100	1.10	15	3	50
YZ228-1110	1.11	15	3	50
YZ228-1120	1.12	15	3	50
YZ228-1130	1.13	15	3	50
YZ228-1140	1.14	15	3	50
YZ228-1150	1.15	15	3	50
YZ228-1160	1.16	15	3	50
YZ228-1170	1.17	15	3	50
YZ228-1180	1.18	15	3	50
YZ228-1190	1.19	15	3	50
YZ228-1200	1.20	18	3	50
YZ228-1210	1.21	18	3	50
YZ228-1220	1.22	18	3	50
YZ228-1230	1.23	18	3	50
YZ228-1240	1.24	18	3	50
YZ228-1250	1.25	18	3	50
YZ228-1260	1.26	18	3	50
YZ228-1270	1.27	18	3	50
YZ228-1280	1.28	18	3	50
YZ228-1290	1.29	18	3	50
YZ228-1300	1.30	18	3	50
YZ228-1310	1.31	18	3	50
YZ228-1320	1.32	18	3	50
YZ228-1330	1.33	18	3	50
YZ228-1340	1.34	18	3	50
YZ228-1350	1.35	18	3	50
YZ228-1360	1.36	18	3	50
YZ228-1370	1.37	18	3	50
YZ228-1380	1.38	18	3	50
YZ228-1390	1.39	18	3	50
YZ228-1400	1.40	18	3	50
YZ228-1410	1.41	18	3	50

规格 (Specification)	刃径 (d)	刃长 (L1)	柄径 (D)	总长 (L)
YZ228-1420	1.42	18	3	50
YZ228-1430	1.43	18	3	50
YZ228-1440	1.44	18	3	50
YZ228-1450	1.45	18	3	50
YZ228-1460	1.46	18	3	50
YZ228-1470	1.47	18	3	50
YZ228-1480	1.48	18	3	50
YZ228-1490	1.49	18	3	50
YZ228-1500	1.50	18	3	50
YZ228-1510	1.51	18	3	50
YZ228-1520	1.52	18	3	50
YZ228-1530	1.53	18	3	50
YZ228-1540	1.54	18	3	50
YZ228-1550	1.55	18	3	50
YZ228-1560	1.56	18	3	50
YZ228-1570	1.57	18	3	50
YZ228-1580	1.58	18	3	50
YZ228-1590	1.59	18	3	50
YZ228-1600	1.60	18	3	50
YZ228-1610	1.61	18	3	50
YZ228-1620	1.62	18	3	50
YZ228-1630	1.63	18	3	50
YZ228-1640	1.64	18	3	50
YZ228-1650	1.65	18	3	50
YZ228-1660	1.66	18	3	50
YZ228-1670	1.67	18	3	50
YZ228-1680	1.68	18	3	50
YZ228-1690	1.69	18	3	50
YZ228-1700	1.70	18	3	50
YZ228-1710	1.71	18	3	50
YZ228-1720	1.72	18	3	50
YZ228-1730	1.73	18	3	50
YZ228-1740	1.74	18	3	50
YZ228-1750	1.75	18	3	50
YZ228-1760	1.76	18	3	50
YZ228-1770	1.77	18	3	50
YZ228-1780	1.78	18	3	50
YZ228-1790	1.79	18	3	50
YZ228-1800	1.80	18	3	50
YZ228-1810	1.81	18	3	50
YZ228-1820	1.82	18	3	50
YZ228-1830	1.83	18	3	50
YZ228-1840	1.84	18	3	50
YZ228-1850	1.85	18	3	50
YZ228-1860	1.86	18	3	50
YZ228-1870	1.87	18	3	50
YZ228-1880	1.88	18	3	50
YZ228-1890	1.89	18	3	50

YZ228L 微小径钻头加长刃

YZ228L Micro Diameter Long Flutes Drill

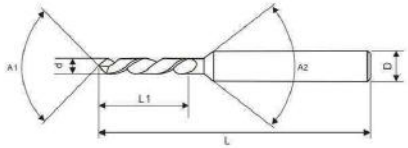

技术参数/ Technology Parameters

MG Carbide

被切削材料應用表（最適用● / ○適用）											
碳素鋼 Carbon Steel	合金鋼 Alloy Steel	淬火钢 Hardened Steel	鑄鐵 Castiron	鈦合金 Titanium Alloy	高温合金 Superalloy	不銹鋼 Stainless Steel	銅/鋁 Copper Aluminum	树脂 Resin	工程塑料 Engineering plastics	玻璃纤维 Glass Fiber	电木 Bakelite
HRC<20	HRC<20~30	HRC<55	-	-	-	-	-	-		-	-
○	○		○	○	○		●	●	●	●	●

规格 (Specification)	刃径 (d)	刃长 (L1)	柄径 (D)	总长 (L)
YZ228-1900	1.90	18	3	50
YZ228-1910	1.91	18	3	50
YZ228-1920	1.92	18	3	50
YZ228-1930	1.93	18	3	50
YZ228-1940	1.94	18	3	50
YZ228-1950	1.95	18	3	50
YZ228-1960	1.96	18	3	50
YZ228-1970	1.97	18	3	50
YZ228-1980	1.98	18	3	50
YZ228-1990	1.99	18	3	50
YZ228-2000	2.00	18	3	50
YZ228-2010	2.01	25	3	60
YZ228-2020	2.02	25	3	60
YZ228-2030	2.03	25	3	60
YZ228-2040	2.04	25	3	60
YZ228-2050	2.05	25	3	60
YZ228-2060	2.06	25	3	60
YZ228-2070	2.07	25	3	60
YZ228-2080	2.08	25	3	60
YZ228-2090	2.09	25	3	60
YZ228-2100	2.10	25	3	60
YZ228-2110	2.11	25	3	60
YZ228-2120	2.12	25	3	60
YZ228-2130	2.13	25	3	60
YZ228-2140	2.14	25	3	60
YZ228-2150	2.15	25	3	60
YZ228-2160	2.16	25	3	60
YZ228-2170	2.17	25	3	60
YZ228-2180	2.18	25	3	60
YZ228-2190	2.19	25	3	60
YZ228-2200	2.20	25	3	60
YZ228-2210	2.21	25	3	60
YZ228-2220	2.22	25	3	60
YZ228-2230	2.23	25	3	60
YZ228-2240	2.24	25	3	60
YZ228-2250	2.25	25	3	60
YZ228-2260	2.26	25	3	60
YZ228-2270	2.27	25	3	60
YZ228-2280	2.28	25	3	60
YZ228-2290	2.29	25	3	60
YZ228-2300	2.30	25	3	60
YZ228-2310	2.31	25	3	60
YZ228-2320	2.32	25	3	60
YZ228-2330	2.33	25	3	60
YZ228-2340	2.34	25	3	60
YZ228-2350	2.35	25	3	60
YZ228-2360	2.36	25	3	60
YZ228-2370	2.37	25	3	60
YZ228-2380	2.38	25	3	60
YZ228-2390	2.39	25	3	60
YZ228-2400	2.40	25	3	60
YZ228-2410	2.41	25	3	60
YZ228-2420	2.42	25	3	60
YZ228-2430	2.43	25	3	60
YZ228-2440	2.44	25	3	60
YZ228-2450	2.45	25	3	60

规格 (Specification)	刃径 (d)	刃长 (L1)	柄径 (D)	总长 (L)
YZ228-2460	2.46	25	3	60
YZ228-2470	2.47	25	3	60
YZ228-2480	2.48	25	3	60
YZ228-2490	2.49	25	3	60
YZ228-2500	2.50	25	3	60
YZ228-2510	2.51	25	3	60
YZ228-2520	2.52	25	3	60
YZ228-2530	2.53	25	3	60
YZ228-2540	2.54	25	3	60
YZ228-2550	2.55	25	3	60
YZ228-2560	2.56	25	3	60
YZ228-2570	2.57	25	3	60
YZ228-2580	2.58	25	3	60
YZ228-2590	2.59	25	3	60
YZ228-2600	2.60	25	3	60
YZ228-2610	2.61	25	3	60
YZ228-2620	2.62	25	3	60
YZ228-2630	2.63	25	3	60
YZ228-2640	2.64	25	3	60
YZ228-2650	2.65	25	3	60
YZ228-2660	2.66	25	3	60
YZ228-2670	2.67	25	3	60
YZ228-2680	2.68	25	3	60
YZ228-2690	2.69	25	3	60
YZ228-2700	2.70	25	3	60
YZ228-2710	2.71	25	3	60
YZ228-2720	2.72	25	3	60
YZ228-2730	2.73	25	3	60
YZ228-2740	2.74	25	3	60
YZ228-2750	2.75	25	3	60
YZ228-2760	2.76	25	3	60
YZ228-2770	2.77	25	3	60
YZ228-2780	2.78	25	3	60
YZ228-2790	2.79	25	3	60
YZ228-2800	2.80	25	3	60
YZ228-2810	2.81	25	3	60
YZ228-2820	2.82	25	3	60
YZ228-2830	2.83	25	3	60
YZ228-2840	2.84	25	3	60
YZ228-2850	2.85	25	3	60
YZ228-2860	2.86	25	3	60
YZ228-2870	2.87	25	3	60
YZ228-2880	2.88	25	3	60
YZ228-2890	2.89	25	3	60
YZ228-2900	2.90	25	3	60
YZ228-2910	2.91	25	3	60
YZ228-2920	2.92	25	3	60
YZ228-2930	2.93	25	3	60
YZ228-2940	2.94	25	3	60
YZ228-2950	2.95	25	3	60
YZ228-2960	2.96	25	3	60
YZ228-2970	2.97	25	3	60
YZ228-2980	2.98	25	3	60
YZ228-2990	2.99	25	3	60
YZ228-3000	3.00	25	3	60

YZ428 微小径钻头
YZ428 Micro Diameter Drill

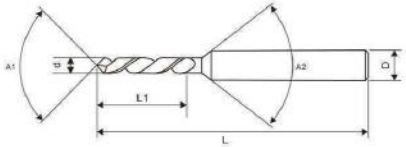

TiN MG Carbide

技术参数/ Technology Parameters

被切削材料應用表（最適用● / ○適用）											
碳素鋼 Carbon Steel	合金鋼 Alloy Steel	淬火钢 Hardened Steel	鑄鐵 Castiron	鈦合金 Titanium Alloy	高温合金 Superalloy	不銹鋼 Stainless Steel	銅/鋁 Copper Aluminum	树脂 Resin	工程塑料 Engineering plastics	玻璃纤维 Glass Fiber	电木 Bakelite
HRC<20	HRC<20~30	HRC<55	-	-	-	-	-	-		-	-
●	●	●	●	●	●		○	○	○	○	○

规格 (Specification)	刃径 (d)	刃长 (L1)	柄径 (D)	总长 (L)
YZ428-0040	0.04	0.4	3	38
YZ428-0045	0.045	0.45	3	38
YZ428-0050	0.05	0.5	3	38
YZ428-0055	0.055	0.55	3	38
YZ428-0060	0.06	0.6	3	38
YZ428-0065	0.065	0.65	3	38
YZ428-0070	0.07	0.7	3	38
YZ428-0075	0.075	0.75	3	38
YZ428-0080	0.08	0.8	3	38
YZ428-0085	0.085	0.85	3	38
YZ428-0090	0.09	0.9	3	38
YZ428-0095	0.095	0.95	3	38
YZ428-0100	0.10	1	3	38
YZ428-0110	0.11	1	3	38
YZ428-0120	0.12	1	3	38
YZ428-0130	0.13	1.5	3	38
YZ428-0140	0.14	1.5	3	38
YZ428-0150	0.15	1.5	3	38
YZ428-0160	0.16	2	3	38
YZ428-0170	0.17	2	3	38
YZ428-0180	0.18	2	3	38
YZ428-0190	0.19	2	3	38
YZ428-0200	0.20	2	3	38
YZ428-0210	0.21	2.5	3	38
YZ428-0220	0.22	2.5	3	38
YZ428-0230	0.23	2.5	3	38
YZ428-0240	0.24	2.5	3	38
YZ428-0250	0.25	2.5	3	38
YZ428-0260	0.26	3	3	38
YZ428-0270	0.27	3	3	38
YZ428-0280	0.28	3	3	38
YZ428-0290	0.29	3	3	38
YZ428-0300	0.30	3	3	38
YZ428-0310	0.31	3	3	38
YZ428-0320	0.32	3	3	38
YZ428-0330	0.33	3	3	38
YZ428-0340	0.34	3	3	38
YZ428-0350	0.35	3	3	38
YZ428-0360	0.36	3	3	38
YZ428-0370	0.37	3	3	38
YZ428-0380	0.38	3		
YZ428-0390	0.39	3	3	38
YZ428-0400	0.40	4	3	38
YZ428-0410	0.41	4	3	38
YZ428-0420	0.42	4	3	38
YZ428-0430	0.43	4	3	38
YZ428-0440	0.44	4	3	38
YZ428-0450	0.45	4	3	38
YZ428-0460	0.46	4	3	38
YZ428-0470	0.47	4	3	38

规格 (Specification)	刃径 (d)	刃长 (L1)	柄径 (D)	总长 (L)
YZ428-0480	0.48	4	3	38
YZ428-0490	0.49	4	3	38
YZ428-0500	0.50	5	3	38
YZ428-0510	0.51	5	3	38
YZ428-0520	0.52	5	3	38
YZ428-0530	0.53	5	3	38
YZ428-0540	0.54	5	3	38
YZ428-0550	0.55	5	3	38
YZ428-0560	0.56	5	3	38
YZ428-0570	0.57	5	3	38
YZ428-0580	0.58	5	3	38
YZ428-0590	0.59	5	3	38
YZ428-0600	0.60	6	3	38
YZ428-0610	0.61	6	3	38
YZ428-0620	0.62	6	3	38
YZ428-0630	0.63	6	3	38
YZ428-0640	0.64	6	3	38
YZ428-0650	0.65	6	3	38
YZ428-0660	0.66	6	3	38
YZ428-0670	0.67	6	3	38
YZ428-0680	0.68	6	3	38
YZ428-0690	0.69	6	3	38
YZ428-0700	0.70	6	3	38
YZ428-0710	0.71	6	3	38
YZ428-0720	0.72	6	3	38
YZ428-0730	0.73	6	3	38
YZ428-0740	0.74	6	3	38
YZ428-0750	0.75	6	3	38
YZ428-0760	0.76	6	3	38
YZ428-0770	0.77	6	3	38
YZ428-0780	0.78	6	3	38
YZ428-0790	0.79	6	3	38
YZ428-0800	0.80	6	3	38
YZ428-0810	0.81	6	3	38
YZ428-0820	0.82	6	3	38
YZ428-0830	0.83	6	3	38
YZ428-0840	0.84	6	3	38
YZ428-0850	0.85	6	3	38
YZ428-0860	0.86	6	3	38
YZ428-0870	0.87	6	3	38
YZ428-0880	0.88	6	3	38
YZ428-0890	0.89	6	3	38
YZ428-0900	0.90	6	3	38
YZ428-0910	0.91	6	3	38
YZ428-0920	0.92	6	3	38
YZ428-0930	0.93	6	3	38
YZ428-0940	0.94	6	3	38
YZ428-0950	0.95	6	3	38
YZ428-0960	0.96	6	3	38
YZ428-0970	0.97	6	3	38

YZ428 微小径钻头
YZ428 Micro Diameter Drill

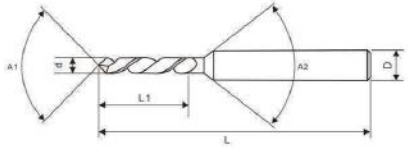

TiN MG Carbide

技术参数/ Technology Parameters

被切削材料應用表（最適用● / ○適用）											
碳素鋼 Carbon Steel	合金鋼 Alloy Steel	淬火钢 Hardened Steel	鑄鐵 Castiron	鈦合金 Titanium Alloy	高温合金 Superalloy	不銹鋼 Stainless Steel	銅/鋁 Copper Aluminum	树脂 Resin	工程塑料 Engineering plastics	玻璃纤维 Glass Fiber	电木 Bakelite
HRC<20	HRC<20~30	HRC<55	-	-	-	-	-	-		-	-
●	●	●	●	●	●		○	○	○	○	○

规格 (Specification)	刃径 (d)	刃长 (L1)	柄径 (D)	总长 (L)
YZ428-0980	0.98	6	3	38
YZ428-0990	0.99	6	3	38
YZ428-1000	1.00	7	3	38
YZ428-1010	1.01	7	3	38
YZ428-1020	1.02	7	3	38
YZ428-1030	1.03	7	3	38
YZ428-1040	1.04	7	3	38
YZ428-1050	1.05	7	3	38
YZ428-1060	1.06	7	3	38
YZ428-1070	1.07	7	3	38
YZ428-1080	1.08	7	3	38
YZ428-1090	1.09	7	3	38
YZ428-1100	1.10	7	3	38
YZ428-1110	1.11	7	3	38
YZ428-1120	1.12	7	3	38
YZ428-1130	1.13	7	3	38
YZ428-1140	1.14	7	3	38
YZ428-1150	1.15	7	3	38
YZ428-1160	1.16	7	3	38
YZ428-1170	1.17	7	3	38
YZ428-1180	1.18	7	3	38
YZ428-1190	1.19	7	3	38
YZ428-1200	1.20	8	3	38
YZ428-1210	1.21	8	3	38
YZ428-1220	1.22	8	3	38
YZ428-1230	1.23	8	3	38
YZ428-1240	1.24	8	3	38
YZ428-1250	1.25	8	3	38
YZ428-1260	1.26	8	3	38
YZ428-1270	1.27	8	3	38
YZ428-1280	1.28	8	3	38
YZ428-1290	1.29	8	3	38
YZ428-1300	1.30	8	3	38
YZ428-1310	1.31	8	3	38
YZ428-1320	1.32	8	3	38
YZ428-1330	1.33	8	3	38
YZ428-1340	1.34	8	3	38
YZ428-1350	1.35	8	3	38
YZ428-1360	1.36	8	3	38
YZ428-1370	1.37	8	3	38
YZ428-1380	1.38	8	3	38
YZ428-1390	1.39	8	3	38
YZ428-1400	1.40	8	3	38
YZ428-1410	1.41	8	3	38
YZ428-1420	1.42	8	3	38
YZ428-1430	1.43	8	3	38
YZ428-1440	1.44	8	3	38
YZ428-1450	1.45	8	3	38
YZ428-1460	1.46	8	3	38
YZ428-1470	1.47	8	3	38

规格 (Specification)	刃径 (d)	刃长 (L1)	柄径 (D)	总长 (L)
YZ428-1480	1.48	10	3	38
YZ428-1490	1.49	10	3	38
YZ428-1500	1.50	10	3	38
YZ428-1510	1.51	10	3	38
YZ428-1520	1.52	10	3	38
YZ428-1530	1.53	10	3	38
YZ428-1540	1.54	10	3	38
YZ428-1550	1.55	10	3	38
YZ428-1560	1.56	10	3	38
YZ428-1570	1.57	10	3	38
YZ428-1580	1.58	10	3	38
YZ428-1590	1.59	10	3	38
YZ428-1600	1.60	12	3	38
YZ428-1610	1.61	12	3	38
YZ428-1620	1.62	12	3	38
YZ428-1630	1.63	12	3	38
YZ428-1640	1.64	12	3	38
YZ428-1650	1.65	12	3	38
YZ428-1660	1.66	12	3	38
YZ428-1670	1.67	12	3	38
YZ428-1680	1.68	12	3	38
YZ428-1690	1.69	12	3	38
YZ428-1700	1.70	12	3	38
YZ428-1710	1.71	12	3	38
YZ428-1720	1.72	12	3	38
YZ428-1730	1.73	12	3	38
YZ428-1740	1.74	12	3	38
YZ428-1750	1.75	12	3	38
YZ428-1760	1.76	12	3	38
YZ428-1770	1.77	12	3	38
YZ428-1780	1.78	12	3	38
YZ428-1790	1.79	12	3	38
YZ428-1800	1.80	12	3	38
YZ428-1810	1.81	12	3	38
YZ428-1820	1.82	12	3	38
YZ428-1830	1.83	12	3	38
YZ428-1840	1.84	12	3	38
YZ428-1850	1.85	12	3	38
YZ428-1860	1.86	12	3	38
YZ428-1870	1.87	12	3	38
YZ428-1880	1.88	12	3	38
YZ428-1890	1.89	12	3	38
YZ428-1900	1.90	12	3	38
YZ428-1910	1.91	12	3	38
YZ428-1920	1.92	12	3	38
YZ428-1930	1.93	12	3	38
YZ428-1940	1.94	12	3	38
YZ428-1950	1.95	12	3	38
YZ428-1960	1.96	12	3	38
YZ428-1970	1.97	12	3	38

YZ428 微小径钻头
YZ428 Micro Diameter Drill

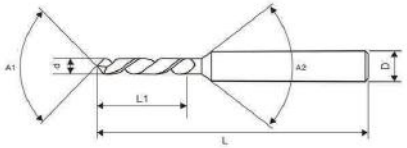

TiN MG Carbide

技术参数/ Technology Parameters

被切削材料應用表（最適用● / ○適用）											
碳素鋼 Carbon Steel	合金鋼 Alloy Steel	淬火钢 Hardened Steel	鑄鐵 Castiron	鈦合金 Titanium Alloy	高温合金 Superalloy	不銹鋼 Stainless Steel	銅/鋁 Copper Aluminum	树脂 Resin	工程塑料 Engineering plastics	玻璃纤维 Glass Fiber	电木 Bakelite
HRC<20	HRC<20~30	HRC<55	-	-	-	-	-	-		-	-
●	●	●	●	●	●		◇	◇	◇	◇	◇

规格 (Specification)	刃径 (d)	刃长 (L1)	柄径 (D)	总长 (L)
YZ428-1980	1.98	12	3	38
YZ428-1990	1.99	12	3	38
YZ428-2000	2.00	12	3	38
YZ428-2010	2.01	12	3	38
YZ428-2020	2.02	12	3	38
YZ428-2030	2.03	12	3	38
YZ428-2040	2.04	12	3	38
YZ428-2050	2.05	12	3	38
YZ428-2060	2.06	12	3	38
YZ428-2070	2.07	12	3	38
YZ428-2080	2.08	12	3	38
YZ428-2090	2.09	12	3	38
YZ428-2100	2.10	12	3	38
YZ428-2110	2.11	12	3	38
YZ428-2120	2.12	12	3	38
YZ428-2130	2.13	12	3	38
YZ428-2140	2.14	12	3	38
YZ428-2150	2.15	12	3	38
YZ428-2160	2.16	12	3	38
YZ428-2170	2.17	12	3	38
YZ428-2180	2.18	12	3	38
YZ428-2190	2.19	12	3	38
YZ428-2200	2.20	12	3	38
YZ428-2210	2.21	12	3	38
YZ428-2220	2.22	12	3	38
YZ428-2230	2.23	12	3	38
YZ428-2240	2.24	12	3	38
YZ428-2250	2.25	12	3	38
YZ428-2260	2.26	12	3	38
YZ428-2270	2.27	12	3	38
YZ428-2280	2.28	12	3	38
YZ428-2290	2.29	12	3	38
YZ428-2300	2.30	12	3	38
YZ428-2310	2.31	12	3	38
YZ428-2320	2.32	12	3	38
YZ428-2330	2.33	12	3	38
YZ428-2340	2.34	12	3	38
YZ428-2350	2.35	12	3	38
YZ428-2360	2.36	12	3	38
YZ428-2370	2.37	12	3	38
YZ428-2380	2.38	12	3	38
YZ428-2390	2.39	12	3	38
YZ428-2400	2.40	12	3	38
YZ428-2410	2.41	12	3	38
YZ428-2420	2.42	12	3	38
YZ428-2430	2.43	12	3	38
YZ428-2440	2.44	12	3	38
YZ428-2450	2.45	12	3	38
YZ428-2460	2.46	12	3	38
YZ428-2470	2.47	12	3	38
YZ428-2480	2.48	12	3	38
YZ428-2490	2.49	12	3	38

规格 (Specification)	刃径 (d)	刃长 (L1)	柄径 (D)	总长 (L)
YZ428-2500	2.50	12	3	38
YZ428-2510	2.51	12	3	38
YZ428-2520	2.52	12	3	38
YZ428-2530	2.53	12	3	38
YZ428-2540	2.54	12	3	38
YZ428-2550	2.55	12	3	38
YZ428-2560	2.56	12	3	38
YZ428-2570	2.57	12	3	38
YZ428-2580	2.58	12	3	38
YZ428-2590	2.59	12	3	38
YZ428-2600	2.60	12	3	38
YZ428-2610	2.61	12	3	38
YZ428-2620	2.62	12	3	38
YZ428-2630	2.63	12	3	38
YZ428-2640	2.64	12	3	38
YZ428-2650	2.65	12	3	38
YZ428-2660	2.66	12	3	38
YZ428-2670	2.67	12	3	38
YZ428-2680	2.68	12	3	38
YZ428-2690	2.69	12	3	38
YZ428-2700	2.70	12	3	38
YZ428-2710	2.71	12	3	38
YZ428-2720	2.72	12	3	38
YZ428-2730	2.73	12	3	38
YZ428-2740	2.74	12	3	38
YZ428-2750	2.75	12	3	38
YZ428-2760	2.76	12	3	38
YZ428-2770	2.77	12	3	38
YZ428-2780	2.78	12	3	38
YZ428-2790	2.79	12	3	38
YZ428-2800	2.80	12	3	38
YZ428-2810	2.81	12	3	38
YZ428-2820	2.82	12	3	38
YZ428-2830	2.83	12	3	38
YZ428-2840	2.84	12	3	38
YZ428-2850	2.85	12	3	38
YZ428-2860	2.86	12	3	38
YZ428-2870	2.87	12	3	38
YZ428-2880	2.88	12	3	38
YZ428-2890	2.89	12	3	38
YZ428-2900	2.90	12	3	38
YZ428-2910	2.91	12	3	38
YZ428-2920	2.92	12	3	38
YZ428-2930	2.93	12	3	38
YZ428-2940	2.94	12	3	38
YZ428-2950	2.95	12	3	38
YZ428-2960	2.96	12	3	38
YZ428-2970	2.97	12	3	38
YZ428-2980	2.98	12	3	38
YZ428-2990	2.99	12	3	38
YZ428-3000	3.00	12	3	38

YZ428L 微小径加长刃钻头
YZ428L Micro Diameter Long Flutes Drill

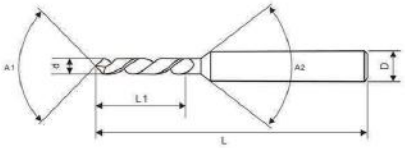

TiN MG Carbide

技术参数/ Technology Parameters

被切削材料應用表（最適用● / ○適用）											
碳素鋼 Carbon Steel	合金鋼 Alloy Steel	淬火钢 Hardened Steel	鑄鐵 Castiron	鈦合金 Titanium Alloy	高温合金 Superalloy	不銹鋼 Stainless Steel	銅/鋁 Copper Aluminum	树脂 Resin	工程塑料 Engineering plastics	玻璃纤维 Glass Fiber	电木 Bakelite
HRC<20	HRC<20~30	HRC<55	-	-	-	-	-	-		-	-
●	●	●	●	●	●		◇	◇	◇	◇	◇

规格 (Specification)	刃径 (d)	刃长 (L1)	柄径 (D)	总长 (L)
YZ428L-0040	0.04	0.6	3	38
YZ428L-0045	0.045	0.7	3	38
YZ428L-0050	0.05	0.9	3	38
YZ428L-0055	0.055	0.9	3	38
YZ428L-0060	0.06	0.9	3	38
YZ428L-0065	0.065	0.9	3	38
YZ428L-0070	0.07	1.2	3	38
YZ428L-0075	0.075	1.2	3	38
YZ428L-0080	0.08	1.2	3	38
YZ428L-0085	0.085	1.2	3	38
YZ428L-0090	0.09	1.2	3	38
YZ428L-0095	0.095	1.2	3	38
YZ428L-0100	0.10	2	3	38
YZ428L-0110	0.11	2	3	38
YZ428L-0120	0.12	3	3	38
YZ428L-0130	0.13	3	3	38
YZ428L-0140	0.14	3	3	38
YZ428L-0150	0.15	3	3	38
YZ428L-0160	0.16	4	3	38
YZ428L-0170	0.17	4	3	38
YZ428L-0180	0.18	4	3	38
YZ428L-0190	0.19	4	3	38
YZ428L-0200	0.20	4	3	38
YZ428L-0210	0.21	5	3	38
YZ428L-0220	0.22	5	3	38
YZ428L-0230	0.23	5	3	38
YZ428L-0240	0.24	5	3	38
YZ428L-0250	0.25	5	3	38
YZ428L-0260	0.26	6	3	38
YZ428L-0270	0.27	6	3	38
YZ428L-0280	0.28	6	3	38
YZ428L-0290	0.29	6	3	38
YZ428L-0300	0.30	6	3	38
YZ428L-0310	0.31	6	3	38
YZ428L-0320	0.32	6	3	38
YZ428L-0330	0.33	6	3	38
YZ428L-0340	0.34	6	3	38
YZ428L-0350	0.35	6	3	38
YZ428L-0360	0.36	6	3	38
YZ428L-0370	0.37	6	3	38
YZ428L-0380	0.38	6	3	38
YZ428L-0390	0.39	6	3	38
YZ428L-0400	0.40	6	3	38
YZ428L-0410	0.41	7	3	38
YZ428L-0420	0.42	7	3	38
YZ428L-0430	0.43	7	3	38
YZ428L-0440	0.44	7	3	38
YZ428L-0450	0.45	7	3	38
YZ428L-0460	0.46	7	3	38
YZ428L-0470	0.47	7	3	38

规格 (Specification)	刃径 (d)	刃长 (L1)	柄径 (D)	总长 (L)
YZ428L-0480	0.48	7	3	38
YZ428L-0490	0.49	7	3	38
YZ428L-0500	0.50	7	3	38
YZ428L-0510	0.51	9	3	38
YZ428L-0520	0.52	9	3	38
YZ428L-0530	0.53	9	3	38
YZ428L-0540	0.54	9	3	38
YZ428L-0550	0.55	9	3	38
YZ428L-0560	0.56	9	3	38
YZ428L-0570	0.57	9	3	38
YZ428L-0580	0.58	9	3	38
YZ428L-0590	0.59	9	3	38
YZ428L-0600	0.60	9	3	38
YZ428L-0610	0.61	9	3	38
YZ428L-0620	0.62	9	3	38
YZ428L-0630	0.63	9	3	38
YZ428L-0640	0.64	9	3	38
YZ428L-0650	0.65	9	3	38
YZ428L-0660	0.66	9	3	38
YZ428L-0670	0.67	9	3	38
YZ428L-0680	0.68	9	3	38
YZ428L-0690	0.69	9	3	38
YZ428L-0700	0.70	9	3	38
YZ428L-0710	0.71	10	3	38
YZ428L-0720	0.72	10	3	38
YZ428L-0730	0.73	10	3	38
YZ428L-0740	0.74	10	3	38
YZ428L-0750	0.75	10	3	38
YZ428L-0760	0.76	10	3	38
YZ428L-0770	0.77	10	3	38
YZ428L-0780	0.78	10	3	38
YZ428L-0790	0.79	10	3	38
YZ428L-0800	0.80	10	3	38
YZ428L-0810	0.81	10	3	38
YZ428L-0820	0.82	10	3	38
YZ428L-0830	0.83	10	3	38
YZ428L-0840	0.84	10	3	38
YZ428L-0850	0.85	10	3	38
YZ428L-0860	0.86	10	3	38
YZ428L-0870	0.87	10	3	38
YZ428L-0880	0.88	10	3	38
YZ428L-0890	0.89	10	3	38
YZ428L-0900	0.90	10	3	38
YZ428L-0910	0.91	10	3	38
YZ428L-0920	0.92	10	3	38
YZ428L-0930	0.93	10	3	38
YZ428L-0940	0.94	10	3	38
YZ428L-0950	0.95	10	3	38
YZ428L-0960	0.96	10	3	38
YZ428L-0970	0.97	10	3	38

YZ428L 微小径加长刃钻头

YZ428L Micro Diameter Long Flutes Drill

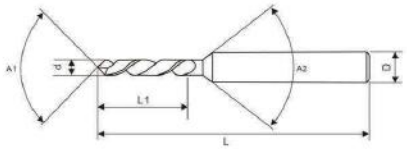

TiN MG Carbide

技术参数/ Technology Parameters

被切削材料應用表（最適用● / ○適用）											
碳素鋼 Carbon Steel	合金鋼 Alloy Steel	淬火钢 Hardened Steel	鑄鐵 Castiron	鈦合金 Titanium Alloy	高温合金 Superalloy	不銹鋼 Stainless Steel	銅/鋁 Copper Aluminum	树脂 Resin	工程塑料 Engineering plastics	玻璃纤维 Glass Fiber	电木 Bakelite
HRC<20	HRC<20~30	HRC<55	-	-	-	-	-	-		-	-
●	●	●	●	●	●		◇	◇	◇	◇	◇

规格 (Specification)	刃径 (d)	刃长 (L1)	柄径 (D)	总长 (L)
YZ428L-0980	0.98	10	3	38
YZ428L-0990	0.99	10	3	38
YZ428L-1000	1.00	12	3	38
YZ428L-1010	1.01	12	3	38
YZ428L-1020	1.02	12	3	38
YZ428L-1030	1.03	12	3	38
YZ428L-1040	1.04	12	3	38
YZ428L-1050	1.05	12	3	38
YZ428L-1060	1.06	12	3	38
YZ428L-1070	1.07	12	3	38
YZ428L-1080	1.08	12	3	38
YZ428L-1090	1.09	12	3	38
YZ428L-1100	1.10	12	3	38
YZ428L-1110	1.11	12	3	38
YZ428L-1120	1.12	12	3	38
YZ428L-1130	1.13	12	3	38
YZ428L-1140	1.14	12	3	38
YZ428L-1150	1.15	12	3	38
YZ428L-1160	1.16	12	3	38
YZ428L-1170	1.17	12	3	38
YZ428L-1180	1.18	12	3	38
YZ428L-1190	1.19	12	3	38
YZ428L-1200	1.20	12	3	38
YZ428L-1210	1.21	15	3	50
YZ428L-1220	1.22	15	3	50
YZ428L-1230	1.23	15	3	50
YZ428L-1240	1.24	15	3	50
YZ428L-1250	1.25	15	3	50
YZ428L-1260	1.26	15	3	50
YZ428L-1270	1.27	15	3	50
YZ428L-1280	1.28	15	3	50
YZ428L-1290	1.29	15	3	50
YZ428L-1300	1.30	15	3	50
YZ428L-1310	1.31	15	3	50
YZ428L-1320	1.32	15	3	50
YZ428L-1330	1.33	15	3	50
YZ428L-1340	1.34	15	3	50
YZ428L-1350	1.35	15	3	50
YZ428L-1360	1.36	15	3	50
YZ428L-1370	1.37	15	3	50
YZ428L-1380	1.38	15	3	50
YZ428L-1390	1.39	15	3	50
YZ428L-1400	1.40	15	3	50
YZ428L-1410	1.41	15	3	50
YZ428L-1420	1.42	15	3	50
YZ428L-1430	1.43	15	3	50
YZ428L-1440	1.44	15	3	50
YZ428L-1450	1.45	15	3	50
YZ428L-1460	1.46	15	3	50
YZ428L-1470	1.47	15	3	50

规格 (Specification)	刃径 (d)	刃长 (L1)	柄径 (D)	总长 (L)
YZ428L-1480	1.48	15	3	50
YZ428L-1490	1.49	15	3	50
YZ428L-1500	1.50	15	3	50
YZ428L-1510	1.51	20	3	50
YZ428L-1520	1.52	20	3	60
YZ428L-1530	1.53	20	3	60
YZ428L-1540	1.54	20	3	60
YZ428L-1550	1.55	20	3	60
YZ428L-1560	1.56	20	3	60
YZ428L-1570	1.57	20	3	60
YZ428L-1580	1.58	20	3	60
YZ428L-1590	1.59	20	3	60
YZ428L-1600	1.60	20	3	60
YZ428L-1610	1.61	20	3	60
YZ428L-1620	1.62	20	3	60
YZ428L-1630	1.63	20	3	60
YZ428L-1640	1.64	20	3	60
YZ428L-1650	1.65	20	3	60
YZ428L-1660	1.66	20	3	60
YZ428L-1670	1.67	20	3	60
YZ428L-1680	1.68	20	3	60
YZ428L-1690	1.69	20	3	60
YZ428L-1700	1.70	20	3	60
YZ428L-1710	1.71	20	3	60
YZ428L-1720	1.72	20	3	60
YZ428L-1730	1.73	20	3	60
YZ428L-1740	1.74	20	3	60
YZ428L-1750	1.75	20	3	60
YZ428L-1760	1.76	20	3	60
YZ428L-1770	1.77	20	3	60
YZ428L-1780	1.78	20	3	60
YZ428L-1790	1.79	20	3	60
YZ428L-1800	1.80	20	3	60
YZ428L-1810	1.81	20	3	60
YZ428L-1820	1.82	20	3	60
YZ428L-1830	1.83	20	3	60
YZ428L-1840	1.84	20	3	60
YZ428L-1850	1.85	20	3	60
YZ428L-1860	1.86	20	3	60
YZ428L-1870	1.87	20	3	60
YZ428L-1880	1.88	20	3	60
YZ428L-1890	1.89	20	3	60
YZ428L-1900	1.90	20	3	60
YZ428L-1910	1.91	20	3	60
YZ428L-1920	1.92	20	3	60
YZ428L-1930	1.93	20	3	60
YZ428L-1940	1.94	20	3	60
YZ428L-1950	1.95	20	3	60
YZ428L-1960	1.96	20	3	60
YZ428L-1970	1.97	20	3	60

YZ428L 微小径加长刃钻头

YZ428L Micro Diameter Long Flutes Drill

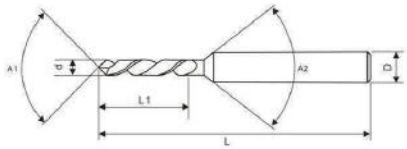

TiN MG Carbide

技术参数/ Technology Parameters

被切削材料應用表（最適用● / ○適用）											
碳素鋼 Carbon Steel	合金鋼 Alloy Steel	淬火钢 Hardened Steel	鑄鐵 Castiron	鈦合金 Titanium Alloy	高温合金 Superalloy	不銹鋼 Stainless Steel	銅/鋁 Copper Aluminum	树脂 Resin	工程塑料 Engineering plastics	玻璃纤维 Glass Fiber	电木 Bakelite
HRC<20	HRC<20~30	HRC<55	-	-	-	-	-	-		-	-
●	●	●	●	●	●		◇	◇	◇	◇	◇

规格 (Specification)	刃径 (d)	刃长 (L1)	柄径 (D)	总长 (L)
YZ428L-1980	1.98	20	3	60
YZ428L-1990	1.99	20	3	60
YZ428L-2000	2.00	20	3	60
YZ428L-2010	2.01	25	3	60
YZ428L-2020	2.02	25	3	60
YZ428L-2030	2.03	25	3	60
YZ428L-2040	2.04	25	3	60
YZ428L-2050	2.05	25	3	60
YZ428L-2060	2.06	25	3	60
YZ428L-2070	2.07	25	3	60
YZ428L-2080	2.08	25	3	60
YZ428L-2090	2.09	25	3	60
YZ428L-2100	2.10	25	3	60
YZ428L-2110	2.11	25	3	60
YZ428L-2120	2.12	25	3	60
YZ428L-2130	2.13	25	3	60
YZ428L-2140	2.14	25	3	60
YZ428L-2150	2.15	25	3	60
YZ428L-2160	2.16	25	3	60
YZ428L-2170	2.17	25	3	60
YZ428L-2180	2.18	25	3	60
YZ428L-2190	2.19	25	3	60
YZ428L-2200	2.20	25	3	60
YZ428L-2210	2.21	25	3	60
YZ428L-2220	2.22	25	3	60
YZ428L-2230	2.23	25	3	60
YZ428L-2240	2.24	25	3	60
YZ428L-2250	2.25	25	3	60
YZ428L-2260	2.26	25	3	60
YZ428L-2270	2.27	25	3	60
YZ428L-2280	2.28	25	3	60
YZ428L-2290	2.29	25	3	60
YZ428L-2300	2.30	25	3	60
YZ428L-2310	2.31	25	3	60
YZ428L-2320	2.32	25	3	60
YZ428L-2330	2.33	25	3	60
YZ428L-2340	2.34	25	3	60
YZ428L-2350	2.35	25	3	60
YZ428L-2360	2.36	25	3	60
YZ428L-2370	2.37	25	3	60
YZ428L-2380	2.38	25	3	60
YZ428L-2390	2.39	25	3	60
YZ428L-2400	2.40	25	3	60
YZ428L-2410	2.41	25	3	60
YZ428L-2420	2.42	25	3	60
YZ428L-2430	2.43	25	3	60
YZ428L-2440	2.44	25	3	60
YZ428L-2450	2.45	25	3	60
YZ428L-2460	2.46	25	3	60
YZ428L-2470	2.47	25	3	60
YZ428L-2480	2.48	25	3	60
YZ428L-2490	2.49	25	3	60

规格 (Specification)	刃径 (d)	刃长 (L1)	柄径 (D)	总长 (L)
YZ428L-2500	2.50	25	3	60
YZ428L-2510	2.51	25	3	60
YZ428L-2520	2.52	25	3	60
YZ428L-2530	2.53	25	3	60
YZ428L-2540	2.54	25	3	60
YZ428L-2550	2.55	25	3	60
YZ428L-2560	2.56	25	3	60
YZ428L-2570	2.57	25	3	60
YZ428L-2580	2.58	25	3	60
YZ428L-2590	2.59	25	3	60
YZ428L-2600	2.60	25	3	60
YZ428L-2610	2.61	25	3	60
YZ428L-2620	2.62	25	3	60
YZ428L-2630	2.63	25	3	60
YZ428L-2640	2.64	25	3	60
YZ428L-2650	2.65	25	3	60
YZ428L-2660	2.66	25	3	60
YZ428L-2670	2.67	25	3	60
YZ428L-2680	2.68	25	3	60
YZ428L-2690	2.69	25	3	60
YZ428L-2700	2.70	25	3	60
YZ428L-2710	2.71	25	3	60
YZ428L-2720	2.72	25	3	60
YZ428L-2730	2.73	25	3	60
YZ428L-2740	2.74	25	3	60
YZ428L-2750	2.75	25	3	60
YZ428L-2760	2.76	25	3	60
YZ428L-2770	2.77	25	3	60
YZ428L-2780	2.78	25	3	60
YZ428L-2790	2.79	25	3	60
YZ428L-2800	2.80	25	3	60
YZ428L-2810	2.81	25	3	60
YZ428L-2820	2.82	25	3	60
YZ428L-2830	2.83	25	3	60
YZ428L-2840	2.84	25	3	60
YZ428L-2850	2.85	25	3	60
YZ428L-2860	2.86	25	3	60
YZ428L-2870	2.87	25	3	60
YZ428L-2880	2.88	25	3	60
YZ428L-2890	2.89	25	3	60
YZ428L-2900	2.90	25	3	60
YZ428L-2910	2.91	25	3	60
YZ428L-2920	2.92	25	3	60
YZ428L-2930	2.93	25	3	60
YZ428L-2940	2.94	25	3	60
YZ428L-2950	2.95	25	3	60
YZ428L-2960	2.96	25	3	60
YZ428L-2970	2.97	25	3	60
YZ428L-2980	2.98	25	3	60
YZ428L-2990	2.99	25	3	60
YZ428L-3000	3.00	25	3	60

YZNHA-3D 外冷整体硬质合金钻头

YZNHA-3D Solid Carbide Drill Wtihout Internal Coolant

HELICA MG Carbide

技术参数/ Technology Parameters

被切削材料應用表（最適用● / ○適用）											
碳素鋼 Carbon Steel	合金鋼 Alloy Steel	淬火钢 Hardened Steel	鑄鐵 Castiron	鈦合金 Titanium Alloy	高温合金 Superalloy	不銹鋼 Stainless Steel	銅/鋁 Copper Aluminum	树脂 Resin	工程塑料 Engineering plastics	玻璃纤维 Glass Fiber	电木 Bakelite
HRC<20	HRC<20-30	HRC<55	-	-	-	-	-	-		-	-
●	●	●	●			◇					

规格 (Specification)	刃径 d1	刃长 Lr	槽长 L2	柄长 L4	柄径 d2	全长 L
YZNHA-3D-0300	3.00	17	20	36	6	62
YZNHA-3D-0310	3.10	17	20	36	6	62
YZNHA-3D-0320	3.20	17	20	36	6	62
YZNHA-3D-0330	3.30	17	20	36	6	62
YZNHA-3D-0340	3.40	17	20	36	6	62
YZNHA-3D-0350	3.50	17	20	36	6	62
YZNHA-3D-0360	3.60	17	20	36	6	62
YZNHA-3D-0370	3.70	17	20	36	6	62
YZNHA-3D-0380	3.80	21	24	36	6	66
YZNHA-3D-0390	3.90	21	24	36	6	66
YZNHA-3D-0400	4.00	21	24	36	6	66
YZNHA-3D-0410	4.10	21	24	36	6	66
YZNHA-3D-0420	4.20	21	24	36	6	66
YZNHA-3D-0430	4.30	21	24	36	6	66
YZNHA-3D-0440	4.40	21	24	36	6	66
YZNHA-3D-0450	4.50	21	24	36	6	66
YZNHA-3D-0460	4.60	21	24	36	6	66
YZNHA-3D-0465	4.65	21	24	36	6	66
YZNHA-3D-0470	4.70	21	24	36	6	66
YZNHA-3D-0480	4.80	25	28	36	6	66
YZNHA-3D-0490	4.90	25	28	36	6	66
YZNHA-3D-0500	5.00	25	28	36	6	66
YZNHA-3D-0510	5.10	25	28	36	6	66
YZNHA-3D-0520	5.20	25	28	36	6	66
YZNHA-3D-0530	5.30	25	28	36	6	66
YZNHA-3D-0540	5.40	25	28	36	6	66
YZNHA-3D-0550	5.50	25	28	36	6	66
YZNHA-3D-0555	5.55	25	28	36	6	66
YZNHA-3D-0560	5.60	25	28	36	6	66
YZNHA-3D-0570	5.70	25	28	36	6	66
YZNHA-3D-0580	5.80	25	28	36	6	66
YZNHA-3D-0590	5.90	25	28	36	6	66
YZNHA-3D-0600	6.00	25	28	36	6	66
YZNHA-3D-0610	6.10	30	34	36	8	79
YZNHA-3D-0620	6.20	30	34	36	8	79
YZNHA-3D-0630	6.30	30	34	36	8	79
YZNHA-3D-0640	6.40	30	34	36	8	79
YZNHA-3D-0650	6.50	30	34	36	8	79
YZNHA-3D-0660	6.60	30	34	36	8	79
YZNHA-3D-0670	6.70	30	34	36	8	79
YZNHA-3D-0680	6.80	30	34	36	8	79
YZNHA-3D-0690	6.90	30	34	36	8	79
YZNHA-3D-0700	7.00	30	34	36	8	79
YZNHA-3D-0710	7.10	37	41	36	8	79

YZNHA-3D 外冷整体硬质合金钻头

YZNHA-3D Solid Carbide Drill Wtihout Internal Coolant



HELICA MG Carbide

技术参数/ Technology Parameters

被切削材料應用表（最適用● / ○適用）											
碳素鋼 Carbon Steel	合金鋼 Alloy Steel	淬火钢 Hardened Steel	鑄鐵 Castiron	鈦合金 Titanium Alloy	高温合金 Superalloy	不銹鋼 Stainless Steel	銅/鋁 Copper Aluminum	树脂 Resin	工程塑料 Engineering plastics	玻璃纤维 Glass Fiber	电木 Bakelite
HRC<20	HRC<20-30	HRC<55	-	-	-	-	-	-		-	-
●	●	●	●			◇					

规格 (Specification)	刃径 d1	刃长 Lr	槽长 L2	柄长 L4	柄径 d2	全长 L
YZNHA-3D-0720	7.20	37	41	36	8	79
YZNHA-3D-0730	7.30	37	41	36	8	79
YZNHA-3D-0740	7.40	37	41	36	8	79
YZNHA-3D-0750	7.50	37	41	36	8	79
YZNHA-3D-0760	7.60	37	41	36	8	79
YZNHA-3D-0770	7.70	37	41	36	8	79
YZNHA-3D-0780	7.80	37	41	36	8	79
YZNHA-3D-0790	7.90	37	41	36	8	79
YZNHA-3D-0800	8.00	37	41	36	8	79
YZNHA-3D-0810	8.10	43	47	40	10	89
YZNHA-3D-0820	8.20	43	47	40	10	89
YZNHA-3D-0830	8.30	43	47	40	10	89
YZNHA-3D-0840	8.40	43	47	40	10	89
YZNHA-3D-0850	8.50	43	47	40	10	89
YZNHA-3D-0860	8.60	43	47	40	10	89
YZNHA-3D-0870	8.70	43	47	40	10	89
YZNHA-3D-0880	8.80	43	47	40	10	89
YZNHA-3D-0890	8.90	43	47	40	10	89
YZNHA-3D-0900	9.00	43	47	40	10	89
YZNHA-3D-0910	9.10	43	47	40	10	89
YZNHA-3D-0920	9.20	43	47	40	10	89
YZNHA-3D-0925	9.25	43	47	40	10	89
YZNHA-3D-0930	9.30	43	47	40	10	89
YZNHA-3D-0940	9.40	43	47	40	10	89
YZNHA-3D-0950	9.50	43	47	40	10	89
YZNHA-3D-0960	9.60	43	47	40	10	89
YZNHA-3D-0970	9.70	43	47	40	10	89
YZNHA-3D-0980	9.80	43	47	40	10	89
YZNHA-3D-0990	9.90	43	47	40	10	89
YZNHA-3D-1000	10.00	43	47	40	10	89
YZNHA-3D-1010	10.10	50	55	45	12	102
YZNHA-3D-1020	10.20	50	55	45	12	102
YZNHA-3D-1030	10.30	50	55	45	12	102
YZNHA-3D-1040	10.40	50	55	45	12	102
YZNHA-3D-1050	10.50	50	55	45	12	102
YZNHA-3D-1060	10.60	50	55	45	12	102
YZNHA-3D-1070	10.70	50	55	45	12	102
YZNHA-3D-1080	10.80	50	55	45	12	102
YZNHA-3D-1090	10.90	50	55	45	12	102
YZNHA-3D-1100	11.00	50	55	45	12	102
YZNHA-3D-1110	11.10	50	55	45	12	102
YZNHA-3D-1120	11.20	50	55	45	12	102
YZNHA-3D-1130	11.30	50	55	45	12	102
YZNHA-3D-1140	11.40	50	55	45	12	102

YZNHA-3D 外冷整体硬质合金钻头

YZNHA-3D Solid Carbide Drill Wtihout Internal Coolant

HELICA MG Carbide

技术参数/ Technology Parameters

被切削材料應用表（最適用● / ○適用）											
碳素鋼 Carbon Steel	合金鋼 Alloy Steel	淬火钢 Hardened Steel	鑄鐵 Castiron	鈦合金 Titanium Alloy	高温合金 Superalloy	不銹鋼 Stainless Steel	銅/鋁 Copper Aluminum	树脂 Resin	工程塑料 Engineering plastics	玻璃纤维 Glass Fiber	电木 Bakelite
HRC<20	HRC<20-30	HRC<55	-	-	-	-	-	-		-	-
●	●	●	●			◇					

规格 (Specification)	刃径 d1	刃长 Lr	槽长 L2	柄长 L4	柄径 d2	全长 L
YZNHA-3D-1150	11.50	50	55	45	12	102
YZNHA-3D-1160	11.60	50	55	45	12	102
YZNHA-3D-1170	11.70	50	55	45	12	102
YZNHA-3D-1180	11.80	50	55	45	12	102
YZNHA-3D-1190	11.90	50	55	45	12	102
YZNHA-3D-1200	12.00	50	55	45	12	102
YZNHA-3D-1210	12.10	54	60	45	14	107
YZNHA-3D-1220	12.20	54	60	45	14	107
YZNHA-3D-1230	12.30	54	60	45	14	107
YZNHA-3D-1240	12.40	54	60	45	14	107
YZNHA-3D-1250	12.50	54	60	45	14	107
YZNHA-3D-1260	12.60	54	60	45	14	107
YZNHA-3D-1270	12.70	54	60	45	14	107
YZNHA-3D-1280	12.80	54	60	45	14	107
YZNHA-3D-1285	12.85	54	60	45	14	107
YZNHA-3D-1290	12.90	54	60	45	14	107
YZNHA-3D-1300	13.00	54	60	45	14	107
YZNHA-3D-1310	13.10	54	60	45	14	107
YZNHA-3D-1320	13.20	54	60	45	14	107
YZNHA-3D-1330	13.30	54	60	45	14	107
YZNHA-3D-1340	13.40	54	60	45	14	107
YZNHA-3D-1350	13.50	54	60	45	14	107
YZNHA-3D-1360	13.60	54	60	45	14	107
YZNHA-3D-1370	13.70	54	60	45	14	107
YZNHA-3D-1380	13.80	54	60	45	14	107
YZNHA-3D-1390	13.90	54	60	45	14	107
YZNHA-3D-1400	14.00	54	60	45	14	107
YZNHA-3D-1410	14.10	59	65	48	16	115
YZNHA-3D-1420	14.20	59	65	48	16	115
YZNHA-3D-1430	14.30	59	65	48	16	115
YZNHA-3D-1440	14.40	59	65	48	16	115
YZNHA-3D-1450	14.50	59	65	48	16	115
YZNHA-3D-1460	14.60	59	65	48	16	115
YZNHA-3D-1470	14.70	59	65	48	16	115
YZNHA-3D-1480	14.80	59	65	48	16	115
YZNHA-3D-1490	14.90	59	65	48	16	115
YZNHA-3D-1500	15.00	59	65	48	16	115
YZNHA-3D-1510	15.10	59	65	48	16	115
YZNHA-3D-1520	15.20	59	65	48	16	115
YZNHA-3D-1530	15.30	59	65	48	16	115
YZNHA-3D-1540	15.40	59	65	48	16	115
YZNHA-3D-1550	15.50	59	65	48	16	115
YZNHA-3D-1560	15.60	59	65	48	16	115
YZNHA-3D-1570	15.70	59	65	48	16	115

YZNHA-3D 外冷整体硬质合金钻头

YZNHA-3D Solid Carbide Drill Wtihout Internal Coolant

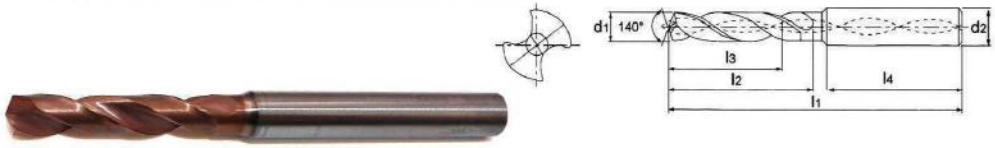

HELICA MG Carbide

技术参数/ Technology Parameters

被切削材料應用表（最適用● / ○適用）											
碳素鋼 Carbon Steel	合金鋼 Alloy Steel	淬火钢 Hardened Steel	鑄鐵 Castiron	鈦合金 Titanium Alloy	高温合金 Superalloy	不銹鋼 Stainless Steel	銅/鋁 Copper Aluminum	树脂 Resin	工程塑料 Engineering plastics	玻璃纤维 Glass Fiber	电木 Bakelite
HRC<20	HRC<20-30	HRC<55	-	-	-	-	-	-		-	-
●	●	●	●			◇					

规格 (Specification)	刃径 d1	刃长 Lr	槽长 L2	柄长 L4	柄径 d2	全长 L
YZNHA-3D-1580	15.80	59	65	48	16	115
YZNHA-3D-1590	15.90	59	65	48	16	115
YZNHA-3D-1600	16.00	59	65	48	16	115
YZNHA-3D-1610	16.10	67	73	48	18	123
YZNHA-3D-1620	16.20	67	73	48	18	123
YZNHA-3D-1630	16.30	67	73	48	18	123
YZNHA-3D-1640	16.40	67	73	48	18	123
YZNHA-3D-1650	16.50	67	73	48	18	123
YZNHA-3D-1660	16.60	67	73	48	18	123
YZNHA-3D-1670	16.70	67	73	48	18	123
YZNHA-3D-1680	16.80	67	73	48	18	123
YZNHA-3D-1690	16.90	67	73	48	18	123
YZNHA-3D-1700	17.00	67	73	48	18	123
YZNHA-3D-1710	17.10	67	73	48	18	123
YZNHA-3D-1720	17.20	67	73	48	18	123
YZNHA-3D-1730	17.30	67	73	48	18	123
YZNHA-3D-1740	17.40	67	73	48	18	123
YZNHA-3D-1750	17.50	67	73	48	18	123
YZNHA-3D-1760	17.60	67	73	48	18	123
YZNHA-3D-1770	17.70	67	73	48	18	123
YZNHA-3D-1780	17.80	67	73	48	18	123
YZNHA-3D-1790	17.90	67	73	48	18	123
YZNHA-3D-1800	18.00	67	73	48	18	123
YZNHA-3D-1810	18.10	73	79	50	20	131
YZNHA-3D-1820	18.20	73	79	50	20	131
YZNHA-3D-1830	18.30	73	79	50	20	131
YZNHA-3D-1840	18.40	73	79	50	20	131
YZNHA-3D-1850	18.50	73	79	50	20	131
YZNHA-3D-1860	18.60	73	79	50	20	131
YZNHA-3D-1870	18.70	73	79	50	20	131
YZNHA-3D-1880	18.80	73	79	50	20	131
YZNHA-3D-1890	18.90	73	79	50	20	131
YZNHA-3D-1900	19.00	73	79	50	20	131
YZNHA-3D-1910	19.10	73	79	50	20	131
YZNHA-3D-1920	19.20	73	79	50	20	131
YZNHA-3D-1930	19.30	73	79	50	20	131
YZNHA-3D-1940	19.40	73	79	50	20	131
YZNHA-3D-1950	19.50	73	79	50	20	131
YZNHA-3D-1960	19.60	73	79	50	20	131
YZNHA-3D-1970	19.70	73	79	50	20	131
YZNHA-3D-1980	19.80	73	79	50	20	131
YZNHA-3D-1990	19.90	73	79	50	20	131
YZNHA-3D-2000	20.00	73	79	50	20	131

YZNHA-5D 外冷整体硬质合金钻头

YZNHA-5D Solid Carbide Drill Wtihout Internal Coolant

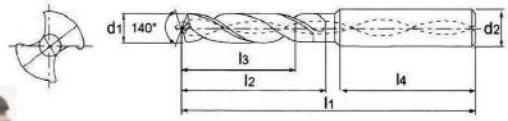

HELICA MG Carbide

技术参数/ Technology Parameters

被切削材料應用表（最適用● / ○適用）											
碳素鋼 Carbon Steel	合金鋼 Alloy Steel	淬火钢 Hardened Steel	鑄鐵 Castiron	鈦合金 Titanium Alloy	高温合金 Superalloy	不銹鋼 Stainless Steel	銅/鋁 Copper Aluminum	树脂 Resin	工程塑料 Engineering plastics	玻璃纤维 Glass Fiber	电木 Bakelite
HRC<20	HRC<20-30	HRC<55	-	-	-	-	-	-		-	-
●	●	●	●			○					

规格 (Specification)	刃径 d1	刃长 Lr	槽长 L2	柄长 L4	柄径 d2	全长 L
YZNHA-5D-0340	3.40	25	28	36	6	66
YZNHA-5D-0350	3.50	25	28	36	6	66
YZNHA-5D-0360	3.60	25	28	36	6	66
YZNHA-5D-0370	3.70	25	28	36	6	66
YZNHA-5D-0380	3.80	32	36	36	6	74
YZNHA-5D-0390	3.90	32	36	36	6	74
YZNHA-5D-0400	4.00	32	36	36	6	74
YZNHA-5D-0410	4.10	32	36	36	6	74
YZNHA-5D-0420	4.20	32	36	36	6	74
YZNHA-5D-0430	4.30	32	36	36	6	74
YZNHA-5D-0440	4.40	32	36	36	6	74
YZNHA-5D-0450	4.50	32	36	36	6	74
YZNHA-5D-0460	4.60	32	36	36	6	74
YZNHA-5D-0465	4.65	32	36	36	6	74
YZNHA-5D-0470	4.70	32	36	36	6	74
YZNHA-5D-0480	4.80	40	44	36	6	82
YZNHA-5D-0490	4.90	40	44	36	6	82
YZNHA-5D-0500	5.00	40	44	36	6	82
YZNHA-5D-0510	5.10	40	44	36	6	82
YZNHA-5D-0520	5.20	40	44	36	6	82
YZNHA-5D-0530	5.30	40	44	36	6	82
YZNHA-5D-0540	5.40	40	44	36	6	82
YZNHA-5D-0550	5.50	40	44	36	6	82
YZNHA-5D-0555	5.55	40	44	36	6	82
YZNHA-5D-0560	5.60	40	44	36	6	82
YZNHA-5D-0570	5.70	40	44	36	6	82
YZNHA-5D-0580	5.80	40	44	36	6	82
YZNHA-5D-0590	5.90	40	44	36	6	82
YZNHA-5D-0600	6.00	40	44	36	6	82
YZNHA-5D-0610	6.10	50	53	36	8	91
YZNHA-5D-0620	6.20	50	53	36	8	91
YZNHA-5D-0630	6.30	50	53	36	8	91
YZNHA-5D-0640	6.40	50	53	36	8	91
YZNHA-5D-0650	6.50	50	53	36	8	91
YZNHA-5D-0660	6.60	50	53	36	8	91
YZNHA-5D-0670	6.70	50	53	36	8	91
YZNHA-5D-0680	6.80	50	53	36	8	91
YZNHA-5D-0690	6.90	50	53	36	8	91
YZNHA-5D-0700	7.00	50	53	36	8	91
YZNHA-5D-0710	7.10	50	53	36	8	91
YZNHA-5D-0720	7.20	50	53	36	8	91
YZNHA-5D-0730	7.30	50	53	36	8	91

YZNHA-5D 外冷整体硬质合金钻头

YZNHA-5D Solid Carbide Drill Wtihout Internal Coolant

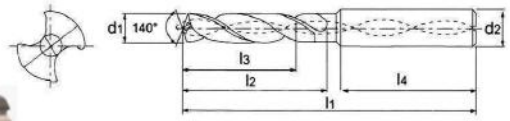

HELICA MG Carbide

技术参数/ Technology Parameters

被切削材料應用表（最適用● / ○適用）											
碳素鋼 Carbon Steel	合金鋼 Alloy Steel	淬火钢 Hardened Steel	鑄鐵 Castiron	鈦合金 Titanium Alloy	高温合金 Superalloy	不銹鋼 Stainless Steel	銅/鋁 Copper Aluminum	树脂 Resin	工程塑料 Engineering plastics	玻璃纤维 Glass Fiber	电木 Bakelite
HRC<20	HRC<20-30	HRC<55	-	-	-	-	-	-		-	-
●	●	●	●			○					

规格 (Specification)	刃径 d1	刃长 Lr	槽长 L2	柄长 L4	柄径 d2	全长 L
YZNHA-5D-0740	7.40	50	53	36	8	91
YZNHA-5D-0750	7.50	50	53	36	8	91
YZNHA-5D-0760	7.60	50	53	36	8	91
YZNHA-5D-0770	7.70	50	53	36	8	91
YZNHA-5D-0780	7.80	50	53	36	8	91
YZNHA-5D-0790	7.90	50	53	36	8	91
YZNHA-5D-0800	8.00	50	53	36	8	91
YZNHA-5D-0810	8.10	57	61	40	10	103
YZNHA-5D-0820	8.20	57	61	40	10	103
YZNHA-5D-0830	8.30	57	61	40	10	103
YZNHA-5D-0840	8.40	57	61	40	10	103
YZNHA-5D-0850	8.50	57	61	40	10	103
YZNHA-5D-0860	8.60	57	61	40	10	103
YZNHA-5D-0870	8.70	57	61	40	10	103
YZNHA-5D-0880	8.80	57	61	40	10	103
YZNHA-5D-0890	8.90	57	61	40	10	103
YZNHA-5D-0900	9.00	57	61	40	10	103
YZNHA-5D-0910	9.10	57	61	40	10	103
YZNHA-5D-0920	9.20	57	61	40	10	103
YZNHA-5D-0925	9.25	57	61	40	10	103
YZNHA-5D-0930	9.30	57	61	40	10	103
YZNHA-5D-0940	9.40	57	61	40	10	103
YZNHA-5D-0950	9.50	57	61	40	10	103
YZNHA-5D-0960	9.60	57	61	40	10	103
YZNHA-5D-0970	9.70	57	61	40	10	103
YZNHA-5D-0980	9.80	57	61	40	10	103
YZNHA-5D-0990	9.90	57	61	40	10	103
YZNHA-5D-1000	10.00	57	61	40	10	103
YZNHA-5D-1010	10.10	65	71	45	12	118
YZNHA-5D-1020	10.20	65	71	45	12	118
YZNHA-5D-1030	10.30	65	71	45	12	118
YZNHA-5D-1040	10.40	65	71	45	12	118
YZNHA-5D-1050	10.50	65	71	45	12	118
YZNHA-5D-1060	10.60	65	71	45	12	118
YZNHA-5D-1070	10.70	65	71	45	12	118
YZNHA-5D-1080	10.80	65	71	45	12	118
YZNHA-5D-1090	10.90	65	71	45	12	118
YZNHA-5D-1100	11.00	65	71	45	12	118
YZNHA-5D-1110	11.10	65	71	45	12	118
YZNHA-5D-1120	11.20	65	71	45	12	118
YZNHA-5D-1130	11.30	65	71	45	12	118
YZNHA-5D-1140	11.40	65	71	45	12	118

YZNHA-5D 外冷整体硬质合金钻头

YZNHA-5D Solid Carbide Drill Wtihout Internal Coolant

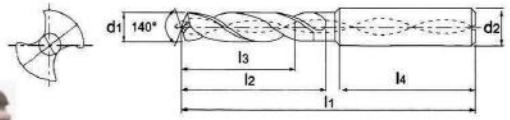

HELICA MG Carbide

技术参数/ Technology Parameters

被切削材料應用表（最適用● / ○適用）											
碳素鋼 Carbon Steel	合金鋼 Alloy Steel	淬火钢 Hardened Steel	鑄鐵 Castiron	鈦合金 Titanium Alloy	高温合金 Superalloy	不銹鋼 Stainless Steel	銅/鋁 Copper Aluminum	树脂 Resin	工程塑料 Engineering plastics	玻璃纤维 Glass Fiber	电木 Bakelite
HRC<20	HRC<20-30	HRC<55	-	-	-	-	-	-		-	-
●	●	●	●			◇					

规格 (Specification)	刃径 d1	刃长 Lr	槽长 L2	柄长 L4	柄径 d2	全长 L
YZNHA-5D-1150	11.50	65	71	45	12	118
YZNHA-5D-1160	11.60	65	71	45	12	118
YZNHA-5D-1170	11.70	65	71	45	12	118
YZNHA-5D-1180	11.80	65	71	45	12	118
YZNHA-5D-1190	11.90	65	71	45	12	118
YZNHA-5D-1200	12.00	65	71	45	12	118
YZNHA-5D-1210	12.10	72	77	45	14	124
YZNHA-5D-1220	12.20	72	77	45	14	124
YZNHA-5D-1230	12.30	72	77	45	14	124
YZNHA-5D-1240	12.40	72	77	45	14	124
YZNHA-5D-1250	12.50	72	77	45	14	124
YZNHA-5D-1260	12.60	72	77	45	14	124
YZNHA-5D-1270	12.70	72	77	45	14	124
YZNHA-5D-1280	12.80	72	77	45	14	124
YZNHA-5D-1285	12.85	72	77	45	14	124
YZNHA-5D-1290	12.90	72	77	45	14	124
YZNHA-5D-1300	13.00	72	77	45	14	124
YZNHA-5D-1310	13.10	72	77	45	14	124
YZNHA-5D-1320	13.20	72	77	45	14	124
YZNHA-5D-1330	13.30	72	77	45	14	124
YZNHA-5D-1340	13.40	72	77	45	14	124
YZNHA-5D-1350	13.50	72	77	45	14	124
YZNHA-5D-1360	13.60	72	77	45	14	124
YZNHA-5D-1370	13.70	72	77	45	14	124
YZNHA-5D-1380	13.80	72	77	45	14	124
YZNHA-5D-1390	13.90	72	77	45	14	124
YZNHA-5D-1400	14.00	72	77	45	14	124
YZNHA-5D-1410	14.10	77	83	48	16	133
YZNHA-5D-1420	14.20	77	83	48	16	133
YZNHA-5D-1430	14.30	77	83	48	16	133
YZNHA-5D-1440	14.40	77	83	48	16	133
YZNHA-5D-1450	14.50	77	83	48	16	133
YZNHA-5D-1460	14.60	77	83	48	16	133
YZNHA-5D-1470	14.70	77	83	48	16	133
YZNHA-5D-1480	14.80	77	83	48	16	133
YZNHA-5D-1490	14.90	77	83	48	16	133
YZNHA-5D-1500	15.00	77	83	48	16	133
YZNHA-5D-1510	15.10	77	83	48	16	133
YZNHA-5D-1520	15.20	77	83	48	16	133
YZNHA-5D-1530	15.30	77	83	48	16	133
YZNHA-5D-1540	15.40	77	83	48	16	133
YZNHA-5D-1550	15.50	77	83	48	16	133

YZNHA-5D 外冷整体硬质合金钻头

YZNHA-5D Solid Carbide Drill Wtihout Internal Coolant

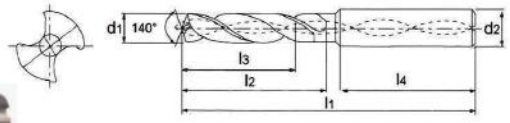

HELICA MG Carbide

技术参数/ Technology Parameters

被切削材料應用表（最適用● / ○適用）											
碳素鋼 Carbon Steel	合金鋼 Alloy Steel	淬火钢 Hardened Steel	鑄鐵 Castiron	鈦合金 Titanium Alloy	高温合金 Superalloy	不銹鋼 Stainless Steel	銅/鋁 Copper Aluminum	树脂 Resin	工程塑料 Engineering plastics	玻璃纤维 Glass Fiber	电木 Bakelite
HRC<20	HRC<20-30	HRC<55	-	-	-	-	-	-		-	-
●	●	●	●			◇					

规格 (Specification)	刃径 d1	刃长 Lr	槽长 L2	柄长 L4	柄径 d2	全长 L
YZNHA-5D-1560	15.60	77	83	48	16	133
YZNHA-5D-1570	15.70	77	83	48	16	133
YZNHA-5D-1580	15.80	77	83	48	16	133
YZNHA-5D-1590	15.90	77	83	48	16	133
YZNHA-5D-1600	16.00	77	83	48	16	133
YZNHA-5D-1610	16.10	87	93	48	18	143
YZNHA-5D-1620	16.20	87	93	48	18	143
YZNHA-5D-1630	16.30	87	93	48	18	143
YZNHA-5D-1640	16.40	87	93	48	18	143
YZNHA-5D-1650	16.50	87	93	48	18	143
YZNHA-5D-1660	16.60	87	93	48	18	143
YZNHA-5D-1670	16.70	87	93	48	18	143
YZNHA-5D-1680	16.80	87	93	48	18	143
YZNHA-5D-1690	16.90	87	93	48	18	143
YZNHA-5D-1700	17.00	87	93	48	18	143
YZNHA-5D-1710	17.10	87	93	48	18	143
YZNHA-5D-1720	17.20	87	93	48	18	143
YZNHA-5D-1730	17.30	87	93	48	18	143
YZNHA-5D-1740	17.40	87	93	48	18	143
YZNHA-5D-1750	17.50	87	93	48	18	143
YZNHA-5D-1760	17.60	87	93	48	18	143
YZNHA-5D-1770	17.70	87	93	48	18	143
YZNHA-5D-1780	17.80	87	93	48	18	143
YZNHA-5D-1790	17.90	87	93	48	18	143
YZNHA-5D-1800	18.00	87	93	48	18	143
YZNHA-5D-1810	18.10	95	101	50	20	153
YZNHA-5D-1820	18.20	95	101	50	20	153
YZNHA-5D-1830	18.30	95	101	50	20	153
YZNHA-5D-1840	18.40	95	101	50	20	153
YZNHA-5D-1850	18.50	95	101	50	20	153
YZNHA-5D-1860	18.60	95	101	50	20	153
YZNHA-5D-1870	18.70	95	101	50	20	153
YZNHA-5D-1880	18.80	95	101	50	20	153
YZNHA-5D-1890	18.90	95	101	50	20	153
YZNHA-5D-1900	19.00	95	101	50	20	153
YZNHA-5D-1910	19.10	95	101	50	20	153
YZNHA-5D-1920	19.20	95	101	50	20	153
YZNHA-5D-1930	19.30	95	101	50	20	153
YZNHA-5D-1940	19.40	95	101	50	20	153
YZNHA-5D-1950	19.50	95	101	50	20	153
YZNHA-5D-1960	19.60	95	101	50	20	153
YZNHA-5D-1970	19.70	95	101	50	20	153
YZNHA-5D-1980	19.80	95	101	50	20	153
YZNHA-5D-1990	19.90	95	101	50	20	153
YZNHA-5D-2000	20.00	95	101	50	20	153

YZCHA-3D 内冷整体硬质合金钻头

YZCHA-3D Carbide Drill With Internal Coolant Supply

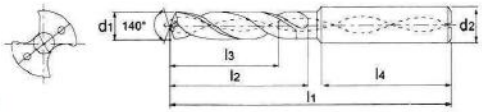

HELICA MG Carbide

技术参数/ Technology Parameters

被切削材料應用表（最適用● / ○適用）

碳素鋼 Carbon Steel	合金鋼 Alloy Steel	淬火钢 Hardened Steel	鑄鐵 Castiron	鈦合金 Titanium Alloy	高温合金 Superalloy	不銹鋼 Stainless Steel	銅/鋁 Copper Aluminum	树脂 Resin	工程塑料 Engineering plastics	玻璃纤维 Glass Fiber	电木 Bakelite
HRC<20	HRC<20-30	HRC<55	-	-	-	-	-	-		-	-
●	●	●	●			○					

规格 (Specification)	刃径 d1	刃长 Lr	槽长 L2	柄长 L4	柄径 d2	全长 L
YZCHA-3D-0300	3.00	17	20	36	6	62
YZCHA-3D-0310	3.10	17	20	36	6	62
YZCHA-3D-0320	3.20	17	20	36	6	62
YZCHA-3D-0330	3.30	17	20	36	6	62
YZCHA-3D-0340	3.40	17	20	36	6	62
YZCHA-3D-0350	3.50	17	20	36	6	62
YZCHA-3D-0360	3.60	17	20	36	6	62
YZCHA-3D-0370	3.70	17	20	36	6	62
YZCHA-3D-0380	3.80	21	24	36	6	66
YZCHA-3D-0390	3.90	21	24	36	6	66
YZCHA-3D-0400	4.00	21	24	36	6	66
YZCHA-3D-0410	4.10	21	24	36	6	66
YZCHA-3D-0420	4.20	21	24	36	6	66
YZCHA-3D-0430	4.30	21	24	36	6	66
YZCHA-3D-0440	4.40	21	24	36	6	66
YZCHA-3D-0450	4.50	21	24	36	6	66
YZCHA-3D-0460	4.60	21	24	36	6	66
YZCHA-3D-0465	4.65	21	24	36	6	66
YZCHA-3D-0470	4.70	21	24	36	6	66
YZCHA-3D-0480	4.80	25	28	36	6	66
YZCHA-3D-0490	4.90	25	28	36	6	66
YZCHA-3D-0500	5.00	25	28	36	6	66
YZCHA-3D-0510	5.10	25	28	36	6	66
YZCHA-3D-0520	5.20	25	28	36	6	66
YZCHA-3D-0530	5.30	25	28	36	6	66
YZCHA-3D-0540	5.40	25	28	36	6	66
YZCHA-3D-0550	5.50	25	28	36	6	66
YZCHA-3D-0555	5.55	25	28	36	6	66
YZCHA-3D-0560	5.60	25	28	36	6	66
YZCHA-3D-0570	5.70	25	28	36	6	66
YZCHA-3D-0580	5.80	25	28	36	6	66
YZCHA-3D-0590	5.90	25	28	36	6	66
YZCHA-3D-0600	6.00	25	28	36	6	66
YZCHA-3D-0610	6.10	30	34	36	8	79
YZCHA-3D-0620	6.20	30	34	36	8	79
YZCHA-3D-0630	6.30	30	34	36	8	79
YZCHA-3D-0640	6.40	30	34	36	8	79
YZCHA-3D-0650	6.50	30	34	36	8	79
YZCHA-3D-0660	6.60	30	34	36	8	79
YZCHA-3D-0670	6.70	30	34	36	8	79
YZCHA-3D-0680	6.80	30	34	36	8	79
YZCHA-3D-0690	6.90	30	34	36	8	79

YZCHA-3D 内冷整体硬质合金钻头

YZCHA-3D Carbide Drill With Internal Coolant Supply

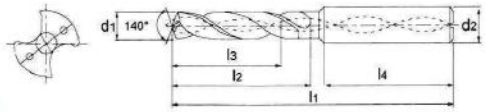

HELICA MG Carbide

技术参数/ Technology Parameters

被切削材料應用表（最適用● / ○適用）

碳素鋼 Carbon Steel	合金鋼 Alloy Steel	淬火钢 Hardened Steel	鑄鐵 Castiron	鈦合金 Titanium Alloy	高温合金 Superalloy	不銹鋼 Stainless Steel	銅/鋁 Copper Aluminum	树脂 Resin	工程塑料 Engineering plastics	玻璃纤维 Glass Fiber	电木 Bakelite
HRC<20	HRC<20-30	HRC<55	-	-	-	-	-	-		-	-
●	●	●	●			○					

规格 (Specification)	刃径 d1	刃长 Lr	槽长 L2	柄长 L4	柄径 d2	全长 L
YZCHA-3D-0700	7.00	30	34	36	8	79
YZCHA-3D-0710	7.10	37	41	36	8	79
YZCHA-3D-0720	7.20	37	41	36	8	79
YZCHA-3D-0730	7.30	37	41	36	8	79
YZCHA-3D-0740	7.40	37	41	36	8	79
YZCHA-3D-0750	7.50	37	41	36	8	79
YZCHA-3D-0760	7.60	37	41	36	8	79
YZCHA-3D-0770	7.70	37	41	36	8	79
YZCHA-3D-0780	7.80	37	41	36	8	79
YZCHA-3D-0790	7.90	37	41	36	8	79
YZCHA-3D-0800	8.00	37	41	36	8	79
YZCHA-3D-0810	8.10	43	47	40	10	89
YZCHA-3D-0820	8.20	43	47	40	10	89
YZCHA-3D-0830	8.30	43	47	40	10	89
YZCHA-3D-0840	8.40	43	47	40	10	89
YZCHA-3D-0850	8.50	43	47	40	10	89
YZCHA-3D-0860	8.60	43	47	40	10	89
YZCHA-3D-0870	8.70	43	47	40	10	89
YZCHA-3D-0880	8.80	43	47	40	10	89
YZCHA-3D-0890	8.90	43	47	40	10	89
YZCHA-3D-0900	9.00	43	47	40	10	89
YZCHA-3D-0910	9.10	43	47	40	10	89
YZCHA-3D-0920	9.20	43	47	40	10	89
YZCHA-3D-0925	9.25	43	47	40	10	89
YZCHA-3D-0930	9.30	43	47	40	10	89
YZCHA-3D-0940	9.40	43	47	40	10	89
YZCHA-3D-0950	9.50	43	47	40	10	89
YZCHA-3D-0960	9.60	43	47	40	10	89
YZCHA-3D-0970	9.70	43	47	40	10	89
YZCHA-3D-0980	9.80	43	47	40	10	89
YZCHA-3D-0990	9.90	43	47	40	10	89
YZCHA-3D-1000	10.00	43	47	40	10	89
YZCHA-3D-1010	10.10	50	55	45	12	102
YZCHA-3D-1020	10.20	50	55	45	12	102
YZCHA-3D-1030	10.30	50	55	45	12	102
YZCHA-3D-1040	10.40	50	55	45	12	102
YZCHA-3D-1050	10.50	50	55	45	12	102
YZCHA-3D-1060	10.60	50	55	45	12	102
YZCHA-3D-1070	10.70	50	55	45	12	102
YZCHA-3D-1080	10.80	50	55	45	12	102
YZCHA-3D-1090	10.90	50	55	45	12	102
YZCHA-3D-1100	11.00	50	55	45	12	102

YZCHA-3D 内冷整体硬质合金钻头

YZCHA-3D Carbide Drill With Internal Coolant Supply

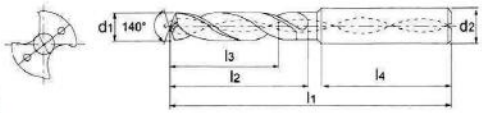

HELICA MG Carbide

技术参数/ Technology Parameters

被切削材料應用表（最適用● / ○適用）											
碳素鋼 Carbon Steel	合金鋼 Alloy Steel	淬火钢 Hardened Steel	鑄鐵 Castiron	鈦合金 Titanium Alloy	高温合金 Superalloy	不銹鋼 Stainless Steel	銅/鋁 Copper Aluminum	树脂 Resin	工程塑料 Engineering plastics	玻璃纤维 Glass Fiber	电木 Bakelite
HRC<20	HRC<20-30	HRC<55	-	-	-	-	-	-		-	-
●	●	●	●			◇					

规格 (Specification)	刃径 d1	刃长 Lr	槽长 L2	柄长 L4	柄径 d2	全长 L
YZCHA-3D-1110	11.10	50	55	45	12	102
YZCHA-3D-1120	11.20	50	55	45	12	102
YZCHA-3D-1130	11.30	50	55	45	12	102
YZCHA-3D-1140	11.40	50	55	45	12	102
YZCHA-3D-1150	11.50	50	55	45	12	102
YZCHA-3D-1160	11.60	50	55	45	12	102
YZCHA-3D-1170	11.70	50	55	45	12	102
YZCHA-3D-1180	11.80	50	55	45	12	102
YZCHA-3D-1190	11.90	50	55	45	12	102
YZCHA-3D-1200	12.00	50	55	45	12	102
YZCHA-3D-1210	12.10	54	60	45	14	107
YZCHA-3D-1220	12.20	54	60	45	14	107
YZCHA-3D-1230	12.30	54	60	45	14	107
YZCHA-3D-1240	12.40	54	60	45	14	107
YZCHA-3D-1250	12.50	54	60	45	14	107
YZCHA-3D-1260	12.60	54	60	45	14	107
YZCHA-3D-1270	12.70	54	60	45	14	107
YZCHA-3D-1280	12.80	54	60	45	14	107
YZCHA-3D-1285	12.85	54	60	45	14	107
YZCHA-3D-1290	12.90	54	60	45	14	107
YZCHA-3D-1300	13.00	54	60	45	14	107
YZCHA-3D-1310	13.10	54	60	45	14	107
YZCHA-3D-1320	13.20	54	60	45	14	107
YZCHA-3D-1330	13.30	54	60	45	14	107
YZCHA-3D-1340	13.40	54	60	45	14	107
YZCHA-3D-1350	13.50	54	60	45	14	107
YZCHA-3D-1360	13.60	54	60	45	14	107
YZCHA-3D-1370	13.70	54	60	45	14	107
YZCHA-3D-1380	13.80	54	60	45	14	107
YZCHA-3D-1390	13.90	54	60	45	14	107
YZCHA-3D-1400	14.00	54	60	45	14	107
YZCHA-3D-1410	14.10	59	65	48	16	115
YZCHA-3D-1420	14.20	59	65	48	16	115
YZCHA-3D-1430	14.30	59	65	48	16	115
YZCHA-3D-1440	14.40	59	65	48	16	115
YZCHA-3D-1450	14.50	59	65	48	16	115
YZCHA-3D-1460	14.60	59	65	48	16	115
YZCHA-3D-1470	14.70	59	65	48	16	115
YZCHA-3D-1480	14.80	59	65	48	16	115
YZCHA-3D-1490	14.90	59	65	48	16	115
YZCHA-3D-1500	15.00	59	65	48	16	115
YZCHA-3D-1510	15.10	59	65	48	16	115
YZCHA-3D-1520	15.20	59	65	48	16	115
YZCHA-3D-1530	15.30	59	65	48	16	115
YZCHA-3D-1540	15.40	59	65	48	16	115
YZCHA-3D-1550	15.50	59	65	48	16	115

硬质合金钻头 Solid Carbide Drill | GRAND TOOLS BUILD IT SMARTER

YZCHA-3D 内冷整体硬质合金钻头
YZCHA-3D Carbide Drill With Internal Coolant Supply

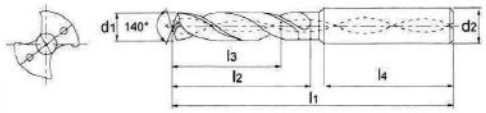

HELICA MG Carbide

技术参数/ Technology Parameters

被切削材料應用表（最適用● / ○適用）											
碳素鋼 Carbon Steel	合金鋼 Alloy Steel	淬火钢 Hardened Steel	鑄鐵 Castiron	鈦合金 Titanium Alloy	高温合金 Superalloy	不銹鋼 Stainless Steel	銅/鋁 Copper Aluminum	树脂 Resin	工程塑料 Engineering plastics	玻璃纤维 Glass Fiber	电木 Bakelite
HRC<20	HRC<20-30	HRC<55	-	-	-	-	-	-		-	-
●	●	●	●			◇					

规格 (Specification)	刃径 d1	刃长 Lr	槽长 L2	柄长 L4	柄径 d2	全长 L
YZCHA-3D-1560	15.60	59	65	48	16	115
YZCHA-3D-1570	15.70	59	65	48	16	115
YZCHA-3D-1580	15.80	59	65	48	16	115
YZCHA-3D-1590	15.90	59	65	48	16	115
YZCHA-3D-1600	16.00	59	65	48	16	115
YZCHA-3D-1610	16.10	67	73	48	18	123
YZCHA-3D-1620	16.20	67	73	48	18	123
YZCHA-3D-1630	16.30	67	73	48	18	123
YZCHA-3D-1640	16.40	67	73	48	18	123
YZCHA-3D-1650	16.50	67	73	48	18	123
YZCHA-3D-1660	16.60	67	73	48	18	123
YZCHA-3D-1670	16.70	67	73	48	18	123
YZCHA-3D-1680	16.80	67	73	48	18	123
YZCHA-3D-1690	16.90	67	73	48	18	123
YZCHA-3D-1700	17.00	67	73	48	18	123
YZCHA-3D-1710	17.10	67	73	48	18	123
YZCHA-3D-1720	17.20	67	73	48	18	123
YZCHA-3D-1730	17.30	67	73	48	18	123
YZCHA-3D-1740	17.40	67	73	48	18	123
YZCHA-3D-1750	17.50	67	73	48	18	123
YZCHA-3D-1760	17.60	67	73	48	18	123
YZCHA-3D-1770	17.70	67	73	48	18	123
YZCHA-3D-1780	17.80	67	73	48	18	123
YZCHA-3D-1790	17.90	67	73	48	18	123
YZCHA-3D-1800	18.00	67	73	48	18	123
YZCHA-3D-1810	18.10	73	79	50	20	131
YZCHA-3D-1820	18.20	73	79	50	20	131
YZCHA-3D-1830	18.30	73	79	50	20	131
YZCHA-3D-1840	18.40	73	79	50	20	131
YZCHA-3D-1850	18.50	73	79	50	20	131
YZCHA-3D-1860	18.60	73	79	50	20	131
YZCHA-3D-1870	18.70	73	79	50	20	131
YZCHA-3D-1880	18.80	73	79	50	20	131
YZCHA-3D-1890	18.90	73	79	50	20	131
YZCHA-3D-1900	19.00	73	79	50	20	131
YZCHA-3D-1910	19.10	73	79	50	20	131
YZCHA-3D-1920	19.20	73	79	50	20	131
YZCHA-3D-1930	19.30	73	79	50	20	131
YZCHA-3D-1940	19.40	73	79	50	20	131
YZCHA-3D-1950	19.50	73	79	50	20	131
YZCHA-3D-1960	19.60	73	79	50	20	131
YZCHA-3D-1970	19.70	73	79	50	20	131
YZCHA-3D-1980	19.80	73	79	50	20	131
YZCHA-3D-1990	19.90	73	79	50	20	131
YZCHA-3D-2000	20.00	73	79	50	20	131

平底铣刀 Square | 长颈平底铣刀 Long Neck Square | 球头铣刀 Ball | 长颈球头铣刀 Long Neck Ball | 圆鼻铣刀 Radius | 长颈圆鼻铣刀 Long Neck Radius | 螺纹铣刀 Thread Milling | 钻头 Drilling | 螺纹刀头 Thread Cutter Head | 抗震刀杆 Anti-vibration Holder | 刀粒 Carbide Inserts

YZCHA-5D 内冷整体硬质合金钻头

YZCHA-5D Carbide Drill With Internal Coolant Supply

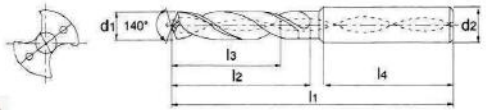

HELICA MG Carbide

技术参数/ Technology Parameters

被切削材料應用表（最適用● / ○適用）											
碳素鋼 Carbon Steel	合金鋼 Alloy Steel	淬火钢 Hardened Steel	鑄鐵 Castiron	鈦合金 Titanium Alloy	高温合金 Superalloy	不銹鋼 Stainless Steel	銅/鋁 Copper Aluminum	树脂 Resin	工程塑料 Engineering plastics	玻璃纤维 Glass Fiber	电木 Bakelite
HRC<20	HRC<20-30	HRC<55	-	-	-	-	-	-		-	-
●	●	●	●			◇					

规格 (Specification)	刃径 d1	刃长 Lr	槽长 L2	柄径 d2	柄长 L4	全长 L
YZCHA-5D-0340	3.40	25	28	6	36	66
YZCHA-5D-0350	3.50	25	28	6	36	66
YZCHA-5D-0360	3.60	25	28	6	36	66
YZCHA-5D-0370	3.70	25	28	6	36	66
YZCHA-5D-0380	3.80	32	36	6	36	74
YZCHA-5D-0390	3.90	32	36	6	36	74
YZCHA-5D-0400	4.00	32	36	6	36	74
YZCHA-5D-0410	4.10	32	36	6	36	74
YZCHA-5D-0420	4.20	32	36	6	36	74
YZCHA-5D-0430	4.30	32	36	6	36	74
YZCHA-5D-0440	4.40	32	36	6	36	74
YZCHA-5D-0450	4.50	32	36	6	36	74
YZCHA-5D-0460	4.60	32	36	6	36	74
YZCHA-5D-0465	4.65	32	36	6	36	74
YZCHA-5D-0470	4.70	32	36	6	36	74
YZCHA-5D-0480	4.80	40	44	6	36	82
YZCHA-5D-0490	4.90	40	44	6	36	82
YZCHA-5D-0500	5.00	40	44	6	36	82
YZCHA-5D-0510	5.10	40	44	6	36	82
YZCHA-5D-0520	5.20	40	44	6	36	82
YZCHA-5D-0530	5.30	40	44	6	36	82
YZCHA-5D-0540	5.40	40	44	6	36	82
YZCHA-5D-0550	5.50	40	44	6	36	82
YZCHA-5D-0555	5.55	40	44	6	36	82
YZCHA-5D-0560	5.60	40	44	6	36	82
YZCHA-5D-0570	5.70	40	44	6	36	82
YZCHA-5D-0580	5.80	40	44	6	36	82
YZCHA-5D-0590	5.90	40	44	6	36	82
YZCHA-5D-0600	6.00	40	44	6	36	82
YZCHA-5D-0610	6.10	50	53	8	36	91
YZCHA-5D-0620	6.20	50	53	8	36	91
YZCHA-5D-0630	6.30	50	53	8	36	91
YZCHA-5D-0640	6.40	50	53	8	36	91
YZCHA-5D-0650	6.50	50	53	8	36	91
YZCHA-5D-0660	6.60	50	53	8	36	91
YZCHA-5D-0670	6.70	50	53	8	36	91
YZCHA-5D-0680	6.80	50	53	8	36	91
YZCHA-5D-0690	6.90	50	53	8	36	91
YZCHA-5D-0700	7.00	50	53	8	36	91
YZCHA-5D-0710	7.10	50	53	8	36	91
YZCHA-5D-0720	7.20	50	53	8	36	91
YZCHA-5D-0730	7.30	50	53	8	36	91

硬质合金钻头 Solid Carbide Drill | GRAND TOOLS BUILD IT SMARTER

YZCHA-5D 内冷整体硬质合金钻头
YZCHA-5D Carbide Drill With Internal Coolant Supply

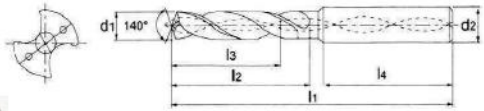

HELICA MG Carbide

技术参数/ Technology Parameters

被切削材料應用表（最適用● / ○適用）											
碳素鋼 Carbon Steel	合金鋼 Alloy Steel	淬火钢 Hardened Steel	鑄鐵 Castiron	鈦合金 Titanium Alloy	高温合金 Superalloy	不銹鋼 Stainless Steel	銅/鋁 Copper Aluminum	树脂 Resin	工程塑料 Engineering plastics	玻璃纤维 Glass Fiber	电木 Bakelite
HRC<20	HRC<20-30	HRC<55	-	-	-	-	-	-		-	-
●	●	●	●			◇					

规格 (Specification)	刃径 d1	刃长 Lr	槽长 L2	柄径 d2	柄长 L4	全长 L
YZCHA-5D-0740	7.40	50	53	8	36	91
YZCHA-5D-0750	7.50	50	53	8	36	91
YZCHA-5D-0760	7.60	50	53	8	36	91
YZCHA-5D-0770	7.70	50	53	8	36	91
YZCHA-5D-0780	7.80	50	53	8	36	91
YZCHA-5D-0790	7.90	50	53	8	36	91
YZCHA-5D-0800	8.00	50	53	8	36	91
YZCHA-5D-0810	8.10	57	61	10	40	103
YZCHA-5D-0820	8.20	57	61	10	40	103
YZCHA-5D-0830	8.30	57	61	10	40	103
YZCHA-5D-0840	8.40	57	61	10	40	103
YZCHA-5D-0850	8.50	57	61	10	40	103
YZCHA-5D-0860	8.60	57	61	10	40	103
YZCHA-5D-0870	8.70	57	61	10	40	103
YZCHA-5D-0880	8.80	57	61	10	40	103
YZCHA-5D-0890	8.90	57	61	10	40	103
YZCHA-5D-0900	9.00	57	61	10	40	103
YZCHA-5D-0910	9.10	57	61	10	40	103
YZCHA-5D-0920	9.20	57	61	10	40	103
YZCHA-5D-0925	9.25	57	61	10	40	103
YZCHA-5D-0930	9.30	57	61	10	40	103
YZCHA-5D-0940	9.40	57	61	10	40	103
YZCHA-5D-0950	9.50	57	61	10	40	103
YZCHA-5D-0960	9.60	57	61	10	40	103
YZCHA-5D-0970	9.70	57	61	10	40	103
YZCHA-5D-0980	9.80	57	61	10	40	103
YZCHA-5D-0990	9.90	57	61	10	40	103
YZCHA-5D-1000	10.00	57	61	10	40	103
YZCHA-5D-1010	10.10	65	71	12	45	118
YZCHA-5D-1020	10.20	65	71	12	45	118
YZCHA-5D-1030	10.30	65	71	12	45	118
YZCHA-5D-1040	10.40	65	71	12	45	118
YZCHA-5D-1050	10.50	65	71	12	45	118
YZCHA-5D-1060	10.60	65	71	12	45	118
YZCHA-5D-1070	10.70	65	71	12	45	118
YZCHA-5D-1080	10.80	65	71	12	45	118
YZCHA-5D-1090	10.90	65	71	12	45	118
YZCHA-5D-1100	11.00	65	71	12	45	118
YZCHA-5D-1110	11.10	65	71	12	45	118
YZCHA-5D-1120	11.20	65	71	12	45	118
YZCHA-5D-1130	11.30	65	71	12	45	118
YZCHA-5D-1140	11.40	65	71	12	45	118

平底铣刀 Square
长颈平底铣刀 Long Neck Square
球头铣刀 Ball
长颈球头铣刀 Long Neck Ball
圆鼻铣刀 Radius
长颈圆鼻铣刀 Long Neck Radius
螺纹铣刀 Thread Milling
钻头 Drilling
螺纹刀头 Thread Cutter Head
抗震刀杆 Anti-vibration Holder
刀粒 Carbide Inserts

YZCHA-5D 内冷整体硬质合金钻头

YZCHA-5D Carbide Drill With Internal Coolant Supply

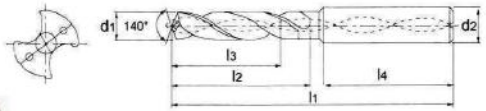

HELICA MG Carbide

技术参数/ Technology Parameters

被切削材料應用表（最適用● / ○適用）											
碳素鋼 Carbon Steel	合金鋼 Alloy Steel	淬火钢 Hardened Steel	鑄鐵 Castiron	鈦合金 Titanium Alloy	高温合金 Superalloy	不銹鋼 Stainless Steel	銅/鋁 Copper Aluminum	树脂 Resin	工程塑料 Engineering plastics	玻璃纤维 Glass Fiber	电木 Bakelite
HRC<20	HRC<20-30	HRC<55	-	-	-	-	-	-		-	-
●	●	●	●			◇					

规格 (Specification)	刃径 d1	刃长 Lr	槽长 L2	柄径 d2	柄长 L4	全长 L
YZCHA-5D-1150	11.50	65	71	12	45	118
YZCHA-5D-1160	11.60	65	71	12	45	118
YZCHA-5D-1170	11.70	65	71	12	45	118
YZCHA-5D-1180	11.80	65	71	12	45	118
YZCHA-5D-1190	11.90	65	71	12	45	118
YZCHA-5D-1200	12.00	65	71	12	45	118
YZCHA-5D-1210	12.10	72	77	14	45	124
YZCHA-5D-1220	12.20	72	77	14	45	124
YZCHA-5D-1230	12.30	72	77	14	45	124
YZCHA-5D-1240	12.40	72	77	14	45	124
YZCHA-5D-1250	12.50	72	77	14	45	124
YZCHA-5D-1260	12.60	72	77	14	45	124
YZCHA-5D-1270	12.70	72	77	14	45	124
YZCHA-5D-1280	12.80	72	77	14	45	124
YZCHA-5D-1285	12.85	72	77	14	45	124
YZCHA-5D-1290	12.90	72	77	14	45	124
YZCHA-5D-1300	13.00	72	77	14	45	124
YZCHA-5D-1310	13.10	72	77	14	45	124
YZCHA-5D-1320	13.20	72	77	14	45	124
YZCHA-5D-1330	13.30	72	77	14	45	124
YZCHA-5D-1340	13.40	72	77	14	45	124
YZCHA-5D-1350	13.50	72	77	14	45	124
YZCHA-5D-1360	13.60	72	77	14	45	124
YZCHA-5D-1370	13.70	72	77	14	45	124
YZCHA-5D-1380	13.80	72	77	14	45	124
YZCHA-5D-1390	13.90	72	77	14	45	124
YZCHA-5D-1400	14.00	72	77	14	45	124
YZCHA-5D-1410	14.10	77	83	16	48	133
YZCHA-5D-1420	14.20	77	83	16	48	133
YZCHA-5D-1430	14.30	77	83	16	48	133
YZCHA-5D-1440	14.40	77	83	16	48	133
YZCHA-5D-1450	14.50	77	83	16	48	133
YZCHA-5D-1460	14.60	77	83	16	48	133
YZCHA-5D-1470	14.70	77	83	16	48	133
YZCHA-5D-1480	14.80	77	83	16	48	133
YZCHA-5D-1490	14.90	77	83	16	48	133
YZCHA-5D-1500	15.00	77	83	16	48	133
YZCHA-5D-1510	15.10	77	83	16	48	133
YZCHA-5D-1520	15.20	77	83	16	48	133
YZCHA-5D-1530	15.30	77	83	16	48	133
YZCHA-5D-1540	15.40	77	83	16	48	133
YZCHA-5D-1550	15.50	77	83	16	48	133

YZCHA-5D 内冷整体硬质合金钻头

YZCHA-5D Carbide Drill With Internal Coolant Supply

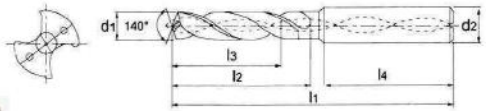

HELICA MG Carbide

技术参数/ Technology Parameters

被切削材料應用表（最適用● / ○適用）											
碳素鋼 Carbon Steel	合金鋼 Alloy Steel	淬火钢 Hardened Steel	鑄鐵 Castiron	鈦合金 Titanium Alloy	高温合金 Superalloy	不銹鋼 Stainless Steel	銅/鋁 Copper Aluminum	树脂 Resin	工程塑料 Engineering plastics	玻璃纤维 Glass Fiber	电木 Bakelite
HRC<20	HRC<20-30	HRC<55	-	-	-	-	-	-		-	-
●	●	●	●			◇					

规格 (Specification)	刃径 d1	刃长 Lr	槽长 L2	柄径 d2	柄长 L4	全长 L
YZCHA-5D-1560	15.60	77	83	16	48	133
YZCHA-5D-1570	15.70	77	83	16	48	133
YZCHA-5D-1580	15.80	77	83	16	48	133
YZCHA-5D-1590	15.90	77	83	16	48	133
YZCHA-5D-1600	16.00	77	83	16	48	133
YZCHA-5D-1610	16.10	87	93	18	48	143
YZCHA-5D-1620	16.20	87	93	18	48	143
YZCHA-5D-1630	16.30	87	93	18	48	143
YZCHA-5D-1640	16.40	87	93	18	48	143
YZCHA-5D-1650	16.50	87	93	18	48	143
YZCHA-5D-1660	16.60	87	93	18	48	143
YZCHA-5D-1670	16.70	87	93	18	48	143
YZCHA-5D-1680	16.80	87	93	18	48	143
YZCHA-5D-1690	16.90	87	93	18	48	143
YZCHA-5D-1700	17.00	87	93	18	48	143
YZCHA-5D-1710	17.10	87	93	18	48	143
YZCHA-5D-1720	17.20	87	93	18	48	143
YZCHA-5D-1730	17.30	87	93	18	48	143
YZCHA-5D-1740	17.40	87	93	18	48	143
YZCHA-5D-1750	17.50	87	93	18	48	143
YZCHA-5D-1760	17.60	87	93	18	48	143
YZCHA-5D-1770	17.70	87	93	18	48	143
YZCHA-5D-1780	17.80	87	93	18	48	143
YZCHA-5D-1790	17.90	87	93	18	48	143
YZCHA-5D-1800	18.00	87	93	18	48	143
YZCHA-5D-1810	18.10	95	101	20	50	153
YZCHA-5D-1820	18.20	95	101	20	50	153
YZCHA-5D-1830	18.30	95	101	20	50	153
YZCHA-5D-1840	18.40	95	101	20	50	153
YZCHA-5D-1850	18.50	95	101	20	50	153
YZCHA-5D-1860	18.60	95	101	20	50	153
YZCHA-5D-1870	18.70	95	101	20	50	153
YZCHA-5D-1880	18.80	95	101	20	50	153
YZCHA-5D-1890	18.90	95	101	20	50	153
YZCHA-5D-1900	19.00	95	101	20	50	153
YZCHA-5D-1910	19.10	95	101	20	50	153
YZCHA-5D-1920	19.20	95	101	20	50	153
YZCHA-5D-1930	19.30	95	101	20	50	153
YZCHA-5D-1940	19.40	95	101	20	50	153
YZCHA-5D-1950	19.50	95	101	20	50	153
YZCHA-5D-1960	19.60	95	101	20	50	153
YZCHA-5D-1970	19.70	95	101	20	50	153
YZCHA-5D-1980	19.80	95	101	20	50	153
YZCHA-5D-1990	19.90	95	101	20	50	153
YZCHA-5D-2000	20.00	95	101	20	50	153

YZGDS 整体硬质合金钻头-短刃型

YZGDS Solid Carbide Drill-Short Flute

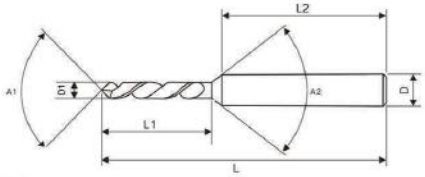

MG Carbide

技术参数/ Technology Parameters

被切削材料應用表（最適用● / ○適用）											
碳素鋼 Carbon Steel	合金鋼 Alloy Steel	淬火钢 Hardened Steel	鑄鐵 Castiron	鈦合金 Titanium Alloy	高温合金 Superalloy	不銹鋼 Stainless Steel	銅/鋁 Copper Aluminum	树脂 Resin	工程塑料 Engineering plastics	玻璃纤维 Glass Fiber	电木 Bakelite
HRC<20	HRC<20~30	HRC<55	-	-	-	-	-	-		-	-
●	●						●	●	●	●	●

规格 Metric	刃径 D1	刃长 L1	柄长 L2	全长 L	柄径 D
YZGDS-D3.05	3.05	16	34	50	4
YZGDS-D3.10	3.10	16	34	50	4
YZGDS-D3.15	3.15	16	34	50	4
YZGDS-D3.20	3.20	16	34	50	4
YZGDS-D3.25	3.25	16	34	50	4
YZGDS-D3.30	3.30	16	34	50	4
YZGDS-D3.35	3.35	16	34	50	4
YZGDS-D3.40	3.40	16	34	50	4
YZGDS-D3.45	3.45	16	34	50	4
YZGDS-D3.50	3.50	16	34	50	4
YZGDS-D3.55	3.55	16	34	50	4
YZGDS-D3.60	3.60	18	32	50	4
YZGDS-D3.65	3.65	18	32	50	4
YZGDS-D3.70	3.70	18	32	50	4
YZGDS-D3.75	3.75	18	32	50	4
YZGDS-D3.80	3.80	18	32	50	4
YZGDS-D3.85	3.85	18	32	50	4
YZGDS-D3.90	3.90	18	32	50	4
YZGDS-D3.95	3.95	18	32	50	4
YZGDS-D4.00	4.00	18	32	50	4
YZGDS-D4.05	4.05	18	27	45	5
YZGDS-D4.10	4.10	18	27	45	5
YZGDS-D4.15	4.15	18	27	45	5
YZGDS-D4.20	4.20	18	27	45	5
YZGDS-D4.25	4.25	18	27	45	5
YZGDS-D4.30	4.30	18	27	45	5
YZGDS-D4.35	4.35	18	27	45	5
YZGDS-D4.40	4.40	18	27	45	5
YZGDS-D4.45	4.45	18	27	45	5
YZGDS-D4.50	4.50	18	27	45	5
YZGDS-D4.55	4.55	20	25	45	5
YZGDS-D4.60	4.60	20	25	45	5
YZGDS-D4.65	4.65	20	25	45	5
YZGDS-D4.70	4.70	20	25	45	5
YZGDS-D4.75	4.75	20	25	45	5
YZGDS-D4.80	4.80	20	25	45	5

YZGDS 整体硬质合金钻头-短刃型

YZGDS Solid Carbide Drill-Short Flute

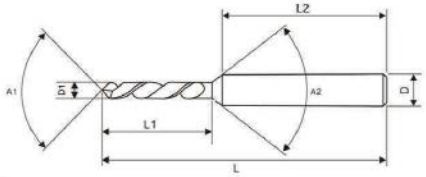

HELICA MG Carbide

技术参数/ Technology Parameters

被切削材料應用表（最適用● / ○適用）											
碳素鋼 Carbon Steel	合金鋼 Alloy Steel	淬火钢 Hardened Steel	鑄鐵 Castiron	鈦合金 Titanium Alloy	高温合金 Superalloy	不銹鋼 Stainless Steel	銅/鋁 Copper Aluminum	树脂 Resin	工程塑料 Engineering plastics	玻璃纤维 Glass Fiber	电木 Bakelite
HRC<20	HRC<20~30	HRC<55	-	-	-	-	-	-		-	-
●	●						●	●	●	●	●

规格 Metric	刃径 D1	刃长 L1	柄长 L2	全长 L	柄径 D
YZGDS-D4.85	4.85	20	25	45	5
YZGDS-D4.90	4.90	20	25	45	5
YZGDS-D4.95	4.95	20	25	45	5
YZGDS-D5.00	5.00	20	25	45	5
YZGDS-D5.05	5.05	25	25	50	6
YZGDS-D5.10	5.10	25	25	50	6
YZGDS-D5.15	5.15	25	25	50	6
YZGDS-D5.20	5.20	25	25	50	6
YZGDS-D5.25	5.25	25	25	50	6
YZGDS-D5.30	5.30	25	25	50	6
YZGDS-D5.35	5.35	25	25	50	6
YZGDS-D5.40	5.40	25	25	50	6
YZGDS-D5.45	5.45	25	25	50	6
YZGDS-D5.50	5.50	25	25	50	6
YZGDS-D5.55	5.55	25	25	50	6
YZGDS-D5.60	5.60	25	25	50	6
YZGDS-D5.65	5.65	25	25	50	6
YZGDS-D5.70	5.70	25	25	50	6
YZGDS-D5.75	5.75	25	25	50	6
YZGDS-D5.80	5.80	25	25	50	6
YZGDS-D5.85	5.85	25	25	50	6
YZGDS-D5.90	5.90	25	25	50	6
YZGDS-D5.95	5.95	25	25	50	6
YZGDS-D6.00	6.00	25	25	50	6
YZGDS-D6.05	6.05	30	30	60	8
YZGDS-D6.10	6.10	30	30	60	8
YZGDS-D6.15	6.15	30	30	60	8
YZGDS-D6.20	6.20	30	30	60	8
YZGDS-D6.25	6.25	30	30	60	8
YZGDS-D6.30	6.30	30	30	60	8
YZGDS-D6.35	6.35	30	30	60	8
YZGDS-D6.40	6.40	30	30	60	8
YZGDS-D6.45	6.45	30	30	60	8
YZGDS-D6.50	6.50	30	30	60	8
YZGDS-D6.55	6.55	30	30	60	8
YZGDS-D6.60	6.60	30	30	60	8

YZGDS 整体硬质合金钻头-短刃型

YZGDS Solid Carbide Drill-Short Flute

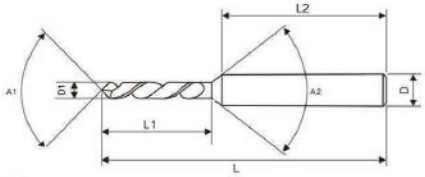

MG Carbide

技术参数/ Technology Parameters

被切削材料應用表（最適用● / ○適用）											
碳素鋼 Carbon Steel	合金鋼 Alloy Steel	淬火钢 Hardened Steel	鑄鐵 Castiron	鈦合金 Titanium Alloy	高溫合金 Superalloy	不銹鋼 Stainless Steel	銅/鋁 Copper Aluminum	树脂 Resin	工程塑料 Engineering plastics	玻璃纤维 Glass Fiber	电木 Bakelite
HRC<20	HRC<20~30	HRC<55	-	-	-	-	-	-		-	-
●	●						●	●	●	●	●

规格 Metric	刃径 D1	刃长 L1	柄长 L2	全长 L	柄径 D
YZGDS-D6.65	6.65	30	30	60	8
YZGDS-D6.70	6.70	30	30	60	8
YZGDS-D6.75	6.75	30	30	60	8
YZGDS-D6.80	6.80	30	30	60	8
YZGDS-D6.85	6.85	30	30	60	8
YZGDS-D6.90	6.90	30	30	60	8
YZGDS-D6.95	6.95	30	30	60	8
YZGDS-D7.00	7.00	30	30	60	8
YZGDS-D7.05	7.05	32	28	60	8
YZGDS-D7.10	7.10	32	28	60	8
YZGDS-D7.15	7.15	32	28	60	8
YZGDS-D7.20	7.20	32	28	60	8
YZGDS-D7.25	7.25	32	28	60	8
YZGDS-D7.30	7.30	32	28	60	8
YZGDS-D7.35	7.35	32	28	60	8
YZGDS-D7.40	7.40	32	28	60	8
YZGDS-D7.45	7.45	32	28	60	8
YZGDS-D7.50	7.50	32	28	60	8
YZGDS-D7.55	7.55	32	28	60	8
YZGDS-D7.60	7.60	32	28	60	8
YZGDS-D7.65	7.65	32	28	60	8
YZGDS-D7.70	7.70	32	28	60	8
YZGDS-D7.75	7.75	32	28	60	8
YZGDS-D7.80	7.80	32	28	60	8
YZGDS-D7.85	7.85	32	28	60	8
YZGDS-D7.90	7.90	32	28	60	8
YZGDS-D7.95	7.95	32	28	60	8
YZGDS-D8.00	8.00	32	28	60	8
YZGDS-D8.05	8.05	40	35	75	10
YZGDS-D8.10	8.10	40	35	75	10
YZGDS-D8.15	8.15	40	35	75	10
YZGDS-D8.20	8.20	40	35	75	10
YZGDS-D8.25	8.25	40	35	75	10
YZGDS-D8.30	8.30	40	35	75	10
YZGDS-D8.35	8.35	40	35	75	10
YZGDS-D8.40	8.40	40	35	75	10

YZGDS 整体硬质合金钻头-短刃型

YZGDS Solid Carbide Drill-Short Flute

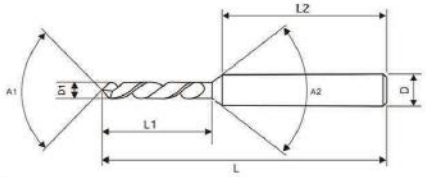

MG Carbide

技术参数/ Technology Parameters

被切削材料應用表（最適用● / ○適用）											
碳素鋼 Carbon Steel	合金鋼 Alloy Steel	淬火钢 Hardened Steel	鑄鐵 Castiron	鈦合金 Titanium Alloy	高溫合金 Superalloy	不銹鋼 Stainless Steel	銅/鋁 Copper Aluminum	树脂 Resin	工程塑料 Engineering plastics	玻璃纤维 Glass Fiber	电木 Bakelite
HRC<20	HRC<20~30	HRC<55	-	-	-	-	-	-		-	-
●	●						●	●	●	●	●

规格 Metric	刃径 D1	刃长 L1	柄长 L2	全长 L	柄径 D
YZGDS-D8.45	8.45	40	35	75	10
YZGDS-D8.50	8.50	40	35	75	10
YZGDS-D8.55	8.55	40	35	75	10
YZGDS-D8.60	8.60	40	35	75	10
YZGDS-D8.65	8.65	40	35	75	10
YZGDS-D8.70	8.70	40	35	75	10
YZGDS-D8.75	8.75	40	35	75	10
YZGDS-D8.80	8.80	40	35	75	10
YZGDS-D8.85	8.85	40	35	75	10
YZGDS-D8.90	8.90	40	35	75	10
YZGDS-D8.95	8.95	40	35	75	10
YZGDS-D9.00	9.00	40	35	75	10
YZGDS-D9.05	9.05	40	35	75	10
YZGDS-D9.10	9.10	40	35	75	10
YZGDS-D9.15	9.15	40	35	75	10
YZGDS-D9.20	9.20	40	35	75	10
YZGDS-D9.25	9.25	40	35	75	10
YZGDS-D9.30	9.30	40	35	75	10
YZGDS-D9.35	9.35	40	35	75	10
YZGDS-D9.40	9.40	40	35	75	10
YZGDS-D9.45	9.45	40	35	75	10
YZGDS-D9.50	9.50	40	35	75	10
YZGDS-D9.55	9.55	40	35	75	10
YZGDS-D9.60	9.60	40	35	75	10
YZGDS-D9.65	9.65	40	35	75	10
YZGDS-D9.70	9.70	40	35	75	10
YZGDS-D9.75	9.75	40	35	75	10
YZGDS-D9.80	9.80	40	35	75	10
YZGDS-D9.85	9.85	40	35	75	10
YZGDS-D9.90	9.90	40	35	75	10
YZGDS-D9.95	9.95	40	35	75	10
YZGDS-D10.00	10.00	40	35	75	10
YZGDS-D10.05	10.05	42	33	75	12
YZGDS-D10.10	10.10	42	33	75	12
YZGDS-D10.15	10.15	42	33	75	12
YZGDS-D10.20	10.20	42	33	75	12

YZGDS 整体硬质合金钻头-短刃型
YZGDS Solid Carbide Drill-Short Flute

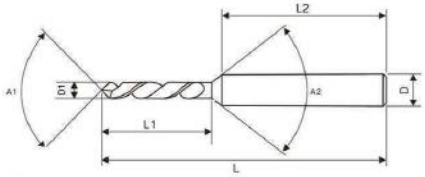

MG Carbide

技术参数/ Technology Parameters

被切削材料應用表（最適用● / ○適用）											
碳素鋼 Carbon Steel	合金鋼 Alloy Steel	淬火钢 Hardened Steel	鑄鐵 Castiron	鈦合金 Titanium Alloy	高溫合金 Superalloy	不銹鋼 Stainless Steel	銅/鋁 Copper Aluminum	树脂 Resin	工程塑料 Engineering plastics	玻璃纤维 Glass Fiber	电木 Bakelite
HRC<20	HRC<20~30	HRC<55	-	-	-	-	-	-		-	-
●	●						●	●	●	●	●

规格 Metric	刃径 D1	刃长 L1	柄长 L2	全长 L	柄径 D
YZGDS-D10.25	10.25	42	33	75	12
YZGDS-D10.30	10.30	42	33	75	12
YZGDS-D10.35	10.35	42	33	75	12
YZGDS-D10.40	10.40	42	33	75	12
YZGDS-D10.45	10.45	42	33	75	12
YZGDS-D10.50	10.50	42	33	75	12
YZGDS-D10.55	10.55	42	33	75	12
YZGDS-D10.60	10.60	42	33	75	12
YZGDS-D10.65	10.65	42	33	75	12
YZGDS-D10.70	10.70	42	33	75	12
YZGDS-D10.75	10.75	42	33	75	12
YZGDS-D10.80	10.80	42	33	75	12
YZGDS-D10.85	10.85	42	33	75	12
YZGDS-D10.90	10.90	42	33	75	12
YZGDS-D10.95	10.95	42	33	75	12
YZGDS-D11.00	11.00	42	33	75	12
YZGDS-D11.05	11.05	48	32	80	12
YZGDS-D11.10	11.10	48	32	80	12
YZGDS-D11.15	11.15	48	32	80	12
YZGDS-D11.20	11.20	48	32	80	12
YZGDS-D11.25	11.25	48	32	80	12
YZGDS-D11.30	11.30	48	32	80	12
YZGDS-D11.35	11.35	48	32	80	12
YZGDS-D11.40	11.40	48	32	80	12
YZGDS-D11.45	11.45	48	32	80	12
YZGDS-D11.50	11.50	48	32	80	12
YZGDS-D11.55	11.55	48	32	80	12
YZGDS-D11.60	11.60	48	32	80	12
YZGDS-D11.65	11.65	48	32	80	12
YZGDS-D11.70	11.70	48	32	80	12
YZGDS-D11.75	11.75	48	32	80	12
YZGDS-D11.80	11.80	48	32	80	12
YZGDS-D11.85	11.85	48	32	80	12
YZGDS-D11.90	11.90	48	32	80	12
YZGDS-D11.95	11.95	48	32	80	12
YZGDS-D12.00	12.00	48	32	80	12

YZGDL 整体硬质合金钻头-长刃型
YZGDL Solid Carbide Drill-Long Flute

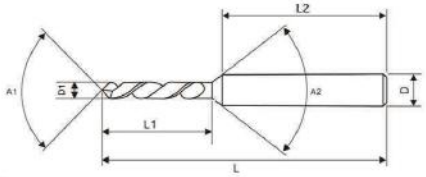

MG Carbide

技术参数/ Technology Parameters

被切削材料應用表（最適用● / ○適用）											
碳素鋼 Carbon Steel	合金鋼 Alloy Steel	淬火钢 Hardened Steel	鑄鐵 Castiron	鈦合金 Titanium Alloy	高溫合金 Superalloy	不銹鋼 Stainless Steel	銅/鋁 Copper Aluminum	树脂 Resin	工程塑料 Engineering plastics	玻璃纤维 Glass Fiber	电木 Bakelite
HRC<20	HRC<20~30	HRC<55	-	-	-	-	-	-		-	-
●	●						●	●	●	●	●

规格 Metric	刃径 D1	刃长 L1	柄长 L2	全长 L	柄径 D
YZGDL-D3.1	3.10	18	34	52	4
YZGDL-D3.2	3.20	18	34	52	4
YZGDL-D3.3	3.30	18	34	52	4
YZGDL-D3.4	3.40	20	32	52	4
YZGDL-D3.5	3.50	20	35	55	4
YZGDL-D3.6	3.60	20	35	55	4
YZGDL-D3.7	3.70	20	35	55	4
YZGDL-D3.8	3.80	22	33	55	4
YZGDL-D3.9	3.90	22	33	55	4
YZGDL-D4.0	4.00	22	33	55	4
YZGDL-D4.1	4.10	26	34	60	5
YZGDL-D4.2	4.20	26	34	60	5
YZGDL-D4.3	4.30	26	34	60	5
YZGDL-D4.4	4.40	26	34	60	5
YZGDL-D4.5	4.50	26	34	60	5
YZGDL-D4.6	4.60	28	32	60	5
YZGDL-D4.7	4.70	28	32	60	5
YZGDL-D4.8	4.80	28	32	60	5
YZGDL-D4.9	4.90	28	32	60	5
YZGDL-D5.0	5.00	28	32	60	5
YZGDL-D5.1	5.10	28	37	65	6
YZGDL-D5.2	5.20	28	37	65	6
YZGDL-D5.3	5.30	28	37	65	6
YZGDL-D5.4	5.40	30	35	65	6
YZGDL-D5.5	5.50	30	35	65	6
YZGDL-D5.6	5.60	30	35	65	6
YZGDL-D5.7	5.70	30	35	65	6
YZGDL-D5.8	5.80	30	35	65	6
YZGDL-D5.9	5.90	30	35	65	6
YZGDL-D6.0	6.00	30	35	65	6
YZGDL-D6.1	6.10	36	39	75	7
YZGDL-D6.2	6.20	36	39	75	7
YZGDL-D6.3	6.30	36	39	75	7

YZGDL 整体硬质合金钻头-长刃型

YZGDL Solid Carbide Drill-Long Flute

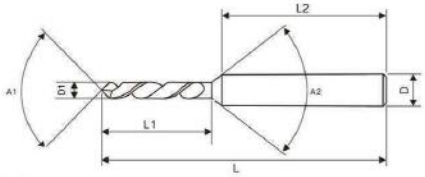

MG Carbide

技术参数/ Technology Parameters

被切削材料應用表（最適用● / ○適用）											
碳素鋼 Carbon Steel	合金鋼 Alloy Steel	淬火钢 Hardened Steel	鑄鐵 Castiron	鈦合金 Titanium Alloy	高溫合金 Superalloy	不銹鋼 Stainless Steel	銅/鋁 Copper Aluminum	树脂 Resin	工程塑料 Engineering plastics	玻璃纤维 Glass Fiber	电木 Bakelite
HRC<20	HRC<20~30	HRC<55	-	-	-	-	-	-		-	-
●	●						●	●	●	●	●

规格 Metric	刃径 D1	刃长 L1	柄长 L2	全长 L	柄径 D
YZGDL-D6.4	6.40	36	39	75	7
YZGDL-D6.5	6.50	36	39	75	7
YZGDL-D6.6	6.60	42	38	80	7
YZGDL-D6.7	6.70	42	38	80	7
YZGDL-D6.8	6.80	42	38	80	7
YZGDL-D6.9	6.90	42	38	80	7
YZGDL-D7.0	7.00	42	38	80	7
YZGDL-D7.1	7.10	53	38	91	8
YZGDL-D7.2	7.20	53	38	91	8
YZGDL-D7.3	7.30	53	38	91	8
YZGDL-D7.4	7.40	53	38	91	8
YZGDL-D7.5	7.50	53	38	91	8
YZGDL-D7.6	7.60	53	38	91	8
YZGDL-D7.7	7.70	53	38	91	8
YZGDL-D7.8	7.80	53	38	91	8
YZGDL-D7.9	7.90	53	38	91	8
YZGDL-D8.0	8.00	53	38	91	8
YZGDL-D8.1	8.10	61	42	103	9
YZGDL-D8.2	8.20	61	42	103	9
YZGDL-D8.3	8.30	61	42	103	9
YZGDL-D8.4	8.40	61	42	103	9
YZGDL-D8.5	8.50	61	42	103	9
YZGDL-D8.6	8.60	61	42	103	9
YZGDL-D8.7	8.70	61	42	103	9
YZGDL-D8.8	8.80	61	42	103	9
YZGDL-D8.9	8.90	61	42	103	9
YZGDL-D9.0	9.00	61	42	103	9
YZGDL-D9.1	9.10	61	42	103	10
YZGDL-D9.2	9.20	61	42	103	10
YZGDL-D9.3	9.30	61	42	103	10
YZGDL-D9.4	9.40	61	42	103	10
YZGDL-D9.5	9.50	61	42	103	10
YZGDL-D9.6	9.60	61	42	103	10

YZGDL 整体硬质合金钻头-长刃型

YZGDL Solid Carbide Drill-Long Flute

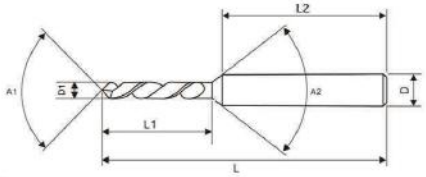

MG Carbide

技术参数/ Technology Parameters

被切削材料應用表（最適用● / ○適用）											
碳素鋼 Carbon Steel	合金鋼 Alloy Steel	淬火钢 Hardened Steel	鑄鐵 Castiron	鈦合金 Titanium Alloy	高溫合金 Superalloy	不銹鋼 Stainless Steel	銅/鋁 Copper Aluminum	树脂 Resin	工程塑料 Engineering plastics	玻璃纤维 Glass Fiber	电木 Bakelite
HRC<20	HRC<20~30	HRC<55	-	-	-	-	-	-		-	-
●	●						●	●	●	●	●

规格 Metric	刃径 D1	刃长 L1	柄长 L2	全长 L	柄径 D
YZGDL-D9.7	9.70	61	42	103	10
YZGDL-D9.8	9.80	61	42	103	10
YZGDL-D9.9	9.90	61	42	103	10
YZGDL-D10.0	10.00	61	42	103	10
YZGDL-D10.1	10.10	71	47	118	11
YZGDL-D10.2	10.20	71	47	118	11
YZGDL-D10.3	10.30	71	47	118	11
YZGDL-D10.4	10.40	71	47	118	11
YZGDL-D10.5	10.50	71	47	118	11
YZGDL-D10.6	10.60	71	47	118	11
YZGDL-D10.7	10.70	71	47	118	11
YZGDL-D10.8	10.80	71	47	118	11
YZGDL-D10.9	10.90	71	47	118	11
YZGDL-D11.0	11.00	71	47	118	11
YZGDL-D11.1	11.10	71	47	118	12
YZGDL-D11.2	11.20	71	47	118	12
YZGDL-D11.3	11.30	71	47	118	12
YZGDL-D11.4	11.40	71	47	118	12
YZGDL-D11.5	11.50	71	47	118	12
YZGDL-D11.6	11.60	71	47	118	12
YZGDL-D11.7	11.70	71	47	118	12
YZGDL-D11.8	11.80	71	47	118	12
YZGDL-D11.9	11.90	71	47	118	12
YZGDL-D12.0	12.00	71	47	118	12
YZGDL-D12.1	12.10	77	47	124	13
YZGDL-D12.2	12.20	77	47	124	13
YZGDL-D12.3	12.30	77	47	124	13
YZGDL-D12.4	12.40	77	47	124	13
YZGDL-D12.5	12.50	77	47	124	13
YZGDL-D12.6	12.60	77	47	124	13
YZGDL-D12.7	12.70	77	47	124	13
YZGDL-D12.8	12.80	77	47	124	13
YZGDL-D12.9	12.90	77	47	124	13
YZGDL-D13.0	13.00	77	47	124	13

Milling 螺纹铣刀头
Thread Cutter Head

钨钢螺纹刀头
Tungsten Steel Thread Cutter Head

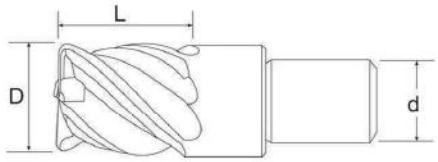

Specification	D*R Angle Diameter	L Flute length	d Neck Dia	M Tread Size
D10*R0.5-M5	R0.5	10	9.7	M05
D10*R1-M5	R1	10	9.7	M05
D10*R2-M5	R2	10	9.7	M05
D12*R0.5-M6	R0.5	12	11.7	M06
D12*R1-M6	R1	12	11.7	M06
D12*R2-M6	R2	12	11.7	M06
D16*R1-M8	R1	16	15.7	M08
D16*R2-M8	R2	16	15.7	M08
D20*R1-M10	R1	20	19.5	M10
D20*R2-M10	R2	20	19.5	M10
D20*R3-M10	R3	20	19.5	M10
D25*R1-M12	R1	25	24.5	M12
D25*R2-M12	R2	25	24.5	M12
D25*R2-M12	R3	25	24.5	M12

钨钢螺纹刀头
Tungsten Steel Thread Cutter Head

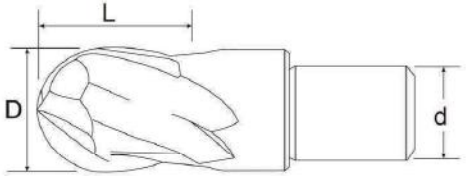

Specification	D Diameter	L Flute length	d Neck Dia	M Tread Size
R5-10-d9.7-M05	R5.0	10	9.7	M05
R6-12-d11.7-M06	R6.0	12	11.7	M06
R8-16-d15.7-M08	R8.0	16	15.7	M08
R10-20-d19.5-M10	R10.0	20	19.5	M10
R12.5-25-d24.5-M12	R12.5	25	24.5	M12

钨钢螺纹刀头
Tungsten Steel Thread Cutter Head

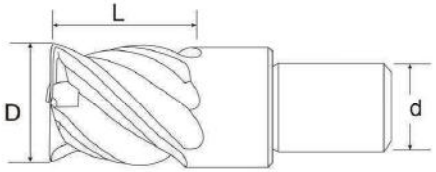

Specification	D Diameter	L Flute length	d Neck Dia	M Tread Size
D10-d9.7-M5	10	10	9.7	M05
D12-d11.7-M6	12	12	11.7	M06
D16-d15.7-M8	16	16	15.7	M08
D20-d19.5-M10	20	20	19.5	M10
D25-d24.5-M12	25	25	24.5	M12

TEBL06 连接式螺纹刀头
TEBL06 Connected Thread Cutter Head

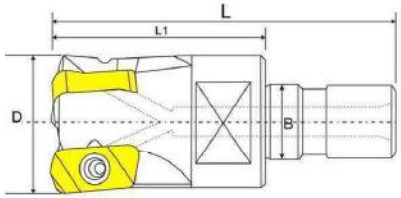

型号 Designation	D	L1	L	B	M	刃数 Teeth	刀粒 Insert	螺丝 Screw	扳手 Wrench
TEBL06R-16-M8-2T	16	25	46	8.5	8	2	BLMP0603	M2.5*6.5	T8
TEBL06R-17-M8-2T	17	25	46	8.5	8	2			
TEBL06R-20-M10-3T	20	30	49	10.5	10	3			
TEBL06R-21-M10-3T	21	30	49	10.5	10	3			
TEBL06R-25-M12-4T	25	35	57	12.5	12	4			
TEBL06R-26-M12-4T	26	35	57	12.5	12	4			
TEBL06R-32-M16-5T	32	40	63	17	16	5			
TEBL06R-33-M16-5T	33	40	63	17	16	5			
TEBL06R-35-M16-5T	35	40	63	17	16	5			

EXN03R 连接式螺纹刀头
EXN03R Connected Thread Cutter Head

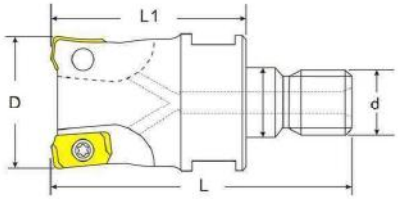

型号 (Designation)	D	L1	L	B	M	NO. of Flutes	刀粒 insert	刀片螺丝 Insert Screw	扳手 Wrench
EXN03R-16-M8-2T	16	25	46	8.5	8	2	LN*U0303ZER	M2.5*6.5	FT8
EXN03R-17-M8-2T	17	25	46	8.5	8	2			
EXN03R-20-M10-3T	20	30	49	10.5	10	3			
EXN03R-21-M10-3T	21	30	49	10.5	10	3			
EXN03R-25-M12-4T	25	35	57	12.5	12	4			
EXN03R-26-M12-4T	26	35	57	12.5	12	4			
EXN03R-32-M16-5T	32	40	63	17	16	5			
EXN03R-33-M16-5T	33	40	63	17	16	5			
EXN03R-35-M16-5T	35	40	63	17	16	5			

ABPFM 日立球头精加工立铣刀头
ABPF Hitachi Ball End Milling Cutter Head

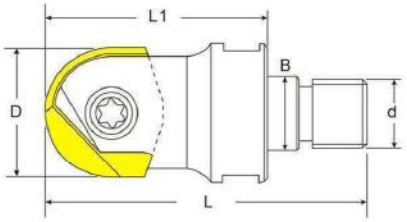

型号 (Designation)	D	L1	L	B	M	刃数 Teeth	刀粒 insert	刀片螺丝 Insert Screw	扳手 Wrench
ABPF-R5-M5-1T	10	20	34.5	5.5	5	1	ZPFG100-G ZPFG100-W	D10	T15
ABPF-R6-M6-1T	12	20	34.5	6.5	6	1	ZPFG120-G ZPFG120-W	D12	T20
ABPF-R8-M8-1T	16	28	46	8.5	8	1	ZPFG160-G ZPFG160-W	D16	T20
ABPF-R10-M10-1T	20	30	46	10.5	10	1	ZPFG200-G ZPFG200-W	D20	T20
ABPF-R12.5-M12-1T	25	35	57	12.5	12	1	ZPFG250-G ZPFG250-W	D25	T20
ABPF-R15-M16-1T	30	40	63	12.5	16	1	ZPFG300-G ZPFG250-W	D30	T30

BNM 黛杰球头精加工立铣刀头
BNM Dijet Ball End Milling Cutter Head

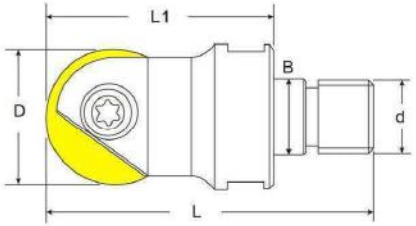

型号 (Designation)	D	L1	L	B	M	刃数 Teeth	刀粒 insert	刀片螺丝 Insert Screw	扳手 Wrench
BNM-R5-M5-1T	10	20	34.5	5.5	5	1	BNM-100	BNM5R	T15
BNM-R6-M6-1T	12	20	34.5	6.5	6	1	BNM-120	BNM6R	T20
BNM-R8-M8-1T	16	28	46	8.5	8	1	BNM-160	BNM8R	T20
BNM-R10-M10-1T	20	30	46	10.5	10	1	BNM-200	BNM10R	T20
BNM-R12.5-M12-1T	25	35	57	12.5	12	1	BNM-250	BNM12R	T20
BNM-R15-M16-1T	30	40	63	12.5	16	1	BNM-300	BNM15R	T30

AHU 锁牙式螺纹刀头
AHU Locking thread cutter head

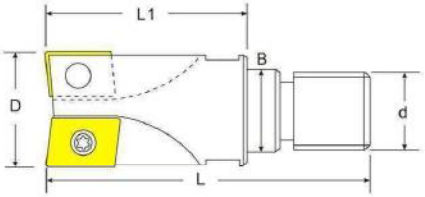

型号 (Designation)	D	L1	L	B	M	刃数 Teeth	刀粒 insert	刀片螺丝 Insert Screw	扳手 Wrench
AHU-16-M8-2T	16	28	46	8.5	8	2	JDMT1003**R	M2.5*6	T8
AHU-17-M8-2T	17	28	46	8.5	8	2			
AHU-20-M10-2T	20	30	49	10.5	10	2			
AHU-21-M10-2T	21	30	49	10.5	10	2			
AHU-25-M12-3T	25	35	57	12.5	12	3			
AHU-26-M12-3T	26	35	57	12.5	12	3			
AHU-32-M16-3T	32	40	63	17	16	3	JDMT1505**R	M4*9	T15
AHU-35-M16-3T	35	40	63	17	16	3			
AHU-40-M16-3T	40	40	63	17	16	3			

MXG 双面快魔王螺纹刀头
MXG Dijet Double Edged Usage With Connection Mill Cutter

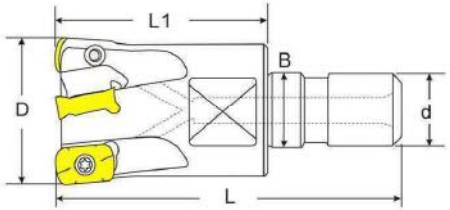

型号 (Designation)	D	L1	L	B	M	刃数 Teeth	刀粒 insert	刀片螺丝 Insert Screw	扳手 Wrench
MXG-16-M8-2T	16	25	46	8.5	8	2	ENMU100412ZER	M2.5*6.5	FT8
MXG-17-M8-2T	17	25	46	8.5	8	2			
MXG-20-M10-3T	20	30	49	10.5	10	3			
MXG-21-M10-3T	21	30	49	10.5	10	3			
MXG-25-M12-4T	25	35	57	12.5	12	4			
MXG-26-M12-4T	26	35	57	12.5	12	4			
MXG-32-M16-5T	32	40	63	17	16	5			
MXG-33-M16-5T	33	40	63	17	16	5			
MXG-35-M16-5T	35	40	63	17	16	5			

ASM07 小径高速直角螺纹刀头

ASM07 Small Diameter High Speed Right Angle Thread Cutter Head

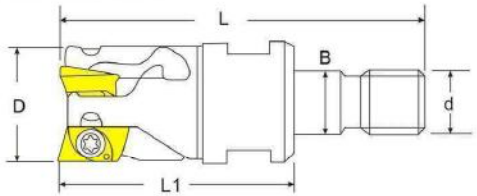

型号 (Designation)	D	L1	L	B	M	刃数 Teeth	刀粒 insert	刀片螺丝 Insert Screw	扳手 Wrench
ASM07-8-M4-1T	8	20	34.5	4.5	4	1	JDMT070208R EDMT070220R	M1.8*4	T6
ASM07-9-M4-1T	9	20	34.5	4.5	4	1			
ASM07-10-M5-2T	10	20	34.5	5.5	5	2			
ASM07-10-M6-2T	10	20	34.5	6.5	6	2			
ASM07-11-M5-2T	11	20	34.5	5.5	5	2			
ASM07-11-M6-2T	11	20	34.5	6.5	6	2			
ASM07-12-M6-2T	12	20	34.5	6.5	6	2			
ASM07-13-M6-2T	13	20	34.5	6.5	6	2			
ASM07-16-M8-4T	16	28	46	8.5	8	4			
ASM07-17-M8-4T	17	28	46	8.5	8	4			

ASR 连接式螺纹刀头

ASR Connected Thread Cutter Head

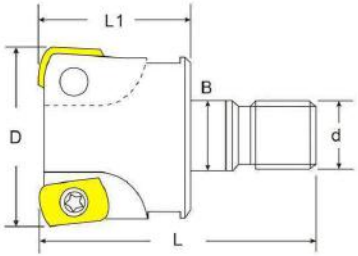

型号 (Designation)	D	L1	L	B	M	刃数 Teeth	刀粒 insert	刀片螺丝 Insert Screw	扳手 Wrench
ASR-16-M8-2T	16	28	46	8.5	8	2	EPNW0603TN-8 EPNW0603TN-8LF	M2.5*6	T8
ASR-17-M8-2T	17	28	46	8.5	8	2			
ASR-20-M10-2T	20	30	49	10.5	10	2			
ASR-21-M10-2T	21	30	49	10.5	10	2			
ASR-25-M12-3T	25	35	57	12.5	12	3			
ASR-26-M12-3T	26	35	57	12.5	12	3			
ASR-32-M16-3T	32	40	63	17	16	3			
ASR-35-M16-4T	35	40	63	17	16	4			
ASR-40-M16-4T	40	40	63	17	16	4			

MFH03R 双面快进给锁牙式刀头

MFH03R Double-sided Fast-feed Lock-tooth Cutter Head

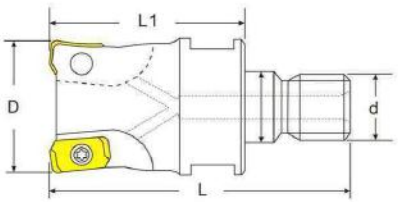

型号 (Designation)	D	L1	L	B	M	刃数 Teeth	刀粒 insert	刀片螺丝 Insert Screw	扳手 Wrench
MFH03R-16-M8-2T	16	25	46	8.5	8	2	LOGU030310ER-GM	M3.0*7.5	FT8
MFH03R-17-M8-2T	17	25	46	8.5	8	2			
MFH03R-20-M10-3T	20	30	49	10.5	10	3			
MFH03R-21-M10-3T	21	30	49	10.5	10	3			
MFH03R-25-M12-4T	25	35	57	12.5	12	4			
MFH03R-26-M12-4T	26	35	57	12.5	12	4			
MFH03R-32-M16-5T	32	40	63	17	16	5			
MFH03R-33-M16-5T	33	40	63	17	16	5			
MFH03R-35-M16-5T	35	40	63	17	16	5			

ASPV 连接式螺纹刀头

ASPV Connected Thread Cutter Head

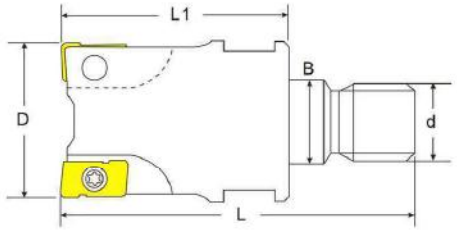

型号 (Designation)	D	L1	L	B	M	刃数 Teeth	刀粒 insert	刀片螺丝 Insert Screw	扳手 Wrench
ASPV-16-M8-2T	16	28	46	8.5	8	2	MPHW06031N	M2.5*6	T8
ASPV-17-M8-2T	17	28	46	8.5	8	2			
ASPV-18-M8-2T	18	28	46	8.5	8	2			
ASPV-20-M10-3T	20	30	49	10.5	10	3			
ASPV-21-M10-3T	21	30	49	10.5	10	3			
ASPV-22-M10-3T	22	30	49	10.5	10	3			
ASPV-25-M12-4T	25	35	57	12.5	12	4			
ASPV-26-M12-4T	26	35	57	12.5	12	4			
ASPV-28-M12-4T	28	35	57	12.5	12	4			
ASPV-30-M12-4T	30	35	57	12.5	12	4			
ASPV-32-M16-5T	32	40	63	17	16	5			
ASPV-35-M16-5T	35	40	63	17	16	5			
ASPV-40-M16-6T	40	40	63	17	16	6			

EMR5R 连接式螺纹刀头

EMR5R Connected Thread Cutter Head

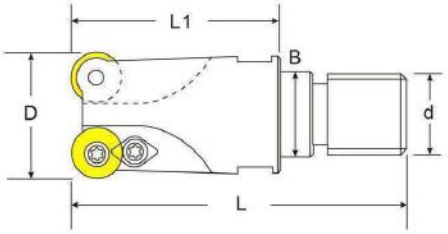

型号 (Designation)	D	L1	L	B	M	刃数 Teeth	刀粒 insert	刀片螺丝 Insert Screw	扳手 Wrench	压板 Clamp	压板螺丝 Clamp Screw
EMR5R-20-M10-2T	20	30	49	10.5	10	2	RPMW1003MOE	M4*10	T15	Y-5R	M4*10
EMR5R-21-M10-2T	21	30	49	10.5	10	2					
EMR5R-25-M12-2T	25	35	57	12.5	12	2					
EMR5R-26-M12-2T	26	35	57	12.5	12	2					
EMR5R-30-M12-2T	30	35	57	12.5	12	3					
EMR5R-32-M16-3T	32	35	57	12.5	16	3					
EMR5R-35-M16-3T	35	40	63	17	16	3					
EMR5R-40-M16-3T	40	40	63	17	16	3					

R390 连接式螺纹刀头

R390 Connected Thread Cutter Head

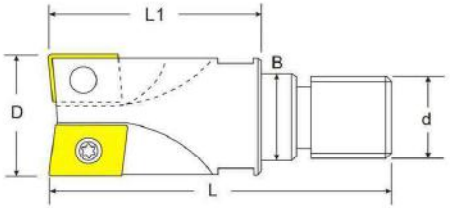

型号 (Designation)	D	L1	L	B	M	刃数 Teeth	刀粒 insert	刀片螺丝 Insert Screw	扳手 Wrench
R390-16-M8-2T	16	28	46	8.5	8	2	R390-11T308	M2.5*6	T8
R390-17-M8-2T	17	28	46	8.5	8	2			
R390-20-M10-2T	20	30	49	10.5	10	2			
R390-21-M10-2T	21	30	49	10.5	10	2			
R390-25-M12-3T	25	35	57	12.5	12	3			
R390-26-M12-3T	26	35	57	12.5	12	3			
R390-25-M12-2T	25	35	57	12.5	12	2	R390-170408	M3.5*8	T15
R390-26-M12-2T	26	35	57	12.5	12	2			
R390-32-M16-2T	32	40	63	17	16	3			
R390-35-M16-2T	35	40	63	17	16	3			

BAPM300R/400R 连接式螺纹刀头

BAPM300R/400R Connected Thread Cutter Head

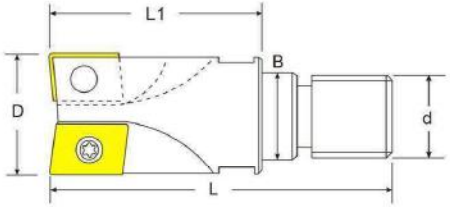

Designation	D	M	F	insert	Insert Screw	Wrench
BAPM300R-10-M5-1T	10	M5	1	APMT1135PDER	M2.5*6	T8
BAPM300R-11-M5-1T	11	M5	1			
BAPM300R-12-M6-1T	12	M6	1			
BAPM300R-13-M6-1T	13	M6	1			
BAPM300R-16-M8-2T	16	M8	2			
BAPM300R-17-M8-2T	17	M8	2			
BAPM300R-20-M10-2T	20	M10	2			
BAPM300R-21-M10-2T	21	M10	2			
BAPM300R-20-M10-3T	20	M10	3			
BAPM300R-21-M10-3T	21	M10	3			
BAPM300R-25-M12-3T	25	M12	3			
BAPM300R-26-M12-3T	26	M12	3			
BAPM300R-25-M12-4T	25	M12	4			
BAPM300R-26-M12-4T	26	M12	4			
BAPM300R-33-M16-4T	33	M16	4			
BAPM300R-35-M16-4T	35	M16	4			
BAPM400R-25-M12-2T	25	M12	2	APMT1604PDER	M4*9	T15
BAPM400R-26-M12-2T	26	M12	2			
BAPM400R-30-M12-2T	30	M12	2			
BAPM400R-32-M16-2T	32	M16	2			
BAPM400R-33-M16-3T	33	M16	3			
BAPM400R-35-M16-3T	35	M16	3			
BAPM400R-40-M16-3T	40	M16	3			

TD4N 连接式螺纹刀头

TD4N Connected Thread Cutter Head

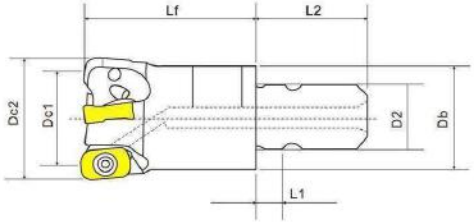

Specification	Dc2	Dc1	Lf	L1	L2	D2	Db	M	NO. of Flutes	Insert
TD4N2016M-2	16	10	25	5.5	17	8.5	12.8	M8	2	ENMU0603ER
TD4N2018M-2	18	12	25	5.5	17	8.5	12.8	M8	2	
TD4N2020M-3	20	14	30	5.5	19	10.5	17.8	M10	3	
TD4N2022M-3	22	16	30	5.5	19	10.5	17.8	M10	3	
TD4N2025M-4	25	19	35	5.5	22	12.5	20.8	M12	4	
TD4N2028M-4	28	22	35	5.5	22	12.5	20.8	M12	4	
TD4N2032M-5	32	26	40	6	23	17	28.8	M16	5	
TD4N2035M-5	35	29	40	6	23	17	28.8	M16	5	
TD4N2040M-6	40	34	40	6	23	17	28.8	M16	6	
TD4N2042M-6	42	36	40	6	23	17	28.8	M16	6	

钨钢抗震连接刀杆

Solid Carbide Anti-vibration Connecting Boring Bar

型号 (Designation)	D	M	L	D1
YZPM-D8-100-M4	8	4	100	8
YZPM-D8-150-M4	8	4	150	8
YZPM-D10-100-M5	10	5	100	10
YZPM-D10-150-M5	10	5	150	10
YZPM-D10-100-M6	10	6	100	10
YZPM-D10-150-M6	10	6	150	10
YZPM-D11-100-M6	11	6	100	11
YZPM-D11-150-M6	11	6	150	11
YZPM-D12-100-M6	12	6	100	12
YZPM-D12-200-M6	12	6	200	12
YZPM-D14-100-M8	14	8	100	14
YZPM-D14-150-M8	14	8	150	14
YZPM-D14-200-M8	14	8	200	14
YZPM-D15-100-M8	15	8	100	15
YZPM-D15-150-M8	15	8	150	15
YZPM-D15-200-M8	15	8	200	15
YZPM-D15-250-M8	15	8	250	15
YZPM-D15.6-100-M8	15.6	8	100	15.6
YZPM-D15.6-150-M8	15.6	8	150	15.6
YZPM-D15.6-200-M8	15.6	8	200	15.6
YZPM-D15.6-250-M8	15.6	8	250	15.6
YZPM-D16-100-M8	16	8	100	16
YZPM-D16-150-M8	16	8	150	16
YZPM-D16-200-M8	16	8	200	16
YZPM-D16-250-M8	16	8	250	16
YZPM-D16-300-M8	16	8	300	16
YZPM-D16-350-M8	16	8	350	16
YZPM-D18-130-M10	18	10	130	18
YZPM-D18-200-M10	118	10	200	118
YZPM-D18-250-M10	18	10	250	18
YZPM-D19-100-M10	19	10	100	19
YZPM-D19-150-M10	19	10	150	19
YZPM-D19-200-M10	19	10	200	19
YZPM-D19-250-M10	19	10	250	19
YZPM-D19-300-M10	19	10	300	19

型号 (Designation)	D	M	L	D1
YZPM-D20-100-M10	20	10	100	20
YZPM-D20-150-M10	20	10	150	20
YZPM-D20-200-M10	20	10	200	20
YZPM-D20-250-M10	20	10	250	20
YZPM-D20-300-M10	20	10	300	20
YZPM-D20-350-M10	20	10	350	20
YZPM-D23-150-M12	23	12	150	23
YZPM-D23-200-M12	23	12	200	23
YZPM-D23-250-M12	23	12	250	23
YZPM-D23-300-M12	23	12	300	23
YZPM-D24-150-M12	24	12	150	24
YZPM-D24-200-M12	24	12	200	24
YZPM-D24-250-M12	24	12	250	24
YZPM-D24-300-M12	24	12	300	24
YZPM-D25-100-M12	25	12	100	25
YZPM-D25-150-M12	25	12	150	25
YZPM-D25-200-M12	25	12	200	25
YZPM-D25-250-M12	25	12	250	25
YZPM-D25-300-M12	25	12	300	25
YZPM-D25-350-M12	25	12	350	25
YZPM-D28-150-M16	28	16	150	28
YZPM-D28-230-M16	28	16	230	28
YZPM-D28-250-M16	28	16	250	28
YZPM-D28-300-M16	28	16	300	28
YZPM-D28-350-M16	28	16	350	28
YZPM-D28-350-M16	28	16	350	28
YZPM-D32-100-M16	32	16	100	32
YZPM-D32-150-M16	32	16	150	32
YZPM-D32-200-M16	32	16	200	32
YZPM-D32-250-M16	32	16	250	32
YZPM-D32-300-M16	32	16	300	32
YZPM-D32-350-M16	32	16	350	32
YZPM-D32-400-M16	32	16	400	32
YZPM-D32-450-M16	32	16	450	32
YZPM-D32-500-M16	32	16	500	32

Solid Carbide | 硬质合金抗震刀杆

Anti-vibration Boring Bar

实心强力型 SCLCR 菱形80°

Solid Powerful SCLCR Rhombus 80°

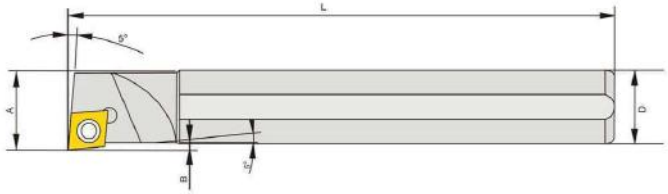

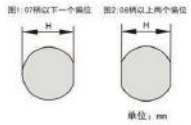

刀尖的标准配置 Standard configuration of tool tip
CC03/CC04=R0. 2
CC06/CC09=R0. 4
CC12=R0. 8

注意：由于刀杆硬度较高，刀片位于不受冲击力，在加工盲孔不当时，主切刃大面积接触会发生刀头崩裂现象。
Note: Due to the high hardness of the cutter bar, the blade is not subject to impact. When the blind hole is processed improperly, the main cutting edge will contact with a large area and the cutter head will crack.

型号规格 specification	柄径 D	总长 L	大小 A	刀深 B	孔径 Hole diameter	螺丝-扳手 Screw Wrench T	刀片型号Insert E
C04G-SCLCR03	04	90	4. 5	0. 5	4. 8	M1. 6-T6	CC--03S1
C05H-SCLCR03	05	100	5. 5	0. 5	5. 8		
C06J-SCLCR03	06	110	6. 5	0. 5	6. 8		
C05H-SCLCR04	05	100	5. 5	0. 5	5. 8	M2. 0-T6	CC--04T0
C06J-SCLCR04	06	110	6. 5	0. 5	6. 8		
C07K-SCLCR04	07	125	7. 5	0. 5	7. 8		
C08K-SCLCR04	08	125	8. 5	0. 5	8. 8		
C06J-SCLCR06	06	110	7. 5	1. 5	8. 5	M2. 5-T8	CC--0602
C07K-SCLCR06	07	125	8	1. 0	9		
C08K-SCLCR06	08	125	9	1. 0	10		
C08M-SCLCR06	08	150	9	1. 0	10		
C10K-SCLCR06	10	125	11	1. 0	12		
C10M-SCLCR06	10	150	11	1. 0	12		
C12Q (M) -SCLCR06	12	180/150	13	1. 0	14		
C12Q-SCLCR09	12	180	13. 5	1. 5	15	M3. 5-T15	CC--09T3
C14Q-SCLCR06	14	180	15	1. 0	16	M2. 5-T8	CC--0602
C16R-SCLCR06	16	200	17	1. 0	18		
C16Q-SCLCR09	16	180	17	1. 0	18	M3. 5-T15	CC--09T3
C14Q-SCLCR09	14	180	15	1. 0	16		
C16R-SCLCR09	16	200	17	1. 0	18		
C18R-SCLCR09	18	200	19	1. 0	20		
C18S-SCLCR09	18	250	19	1. 0	20		
C20R-SCLCR09	20	200	21	1. 0	22	M4. 0-T15	
C20S-SCLCR09	20	250	21	1. 0/1.5	22/25		
C25S-SCLCR09	25	250	28	3. 0	29		
C25T-SCLCR09	25	300	28	3. 0	29		
C32U-SCLCR09	32	350	35	3. 0	38	M5. 0-T20	CC--1204
C32U-SCLCR12	32	350	35	3. 0	38		
C40X-SCLCR12	40	370	44	4. 0	48		

SCLPR 菱形80°

SCLCR Rhombus 80°

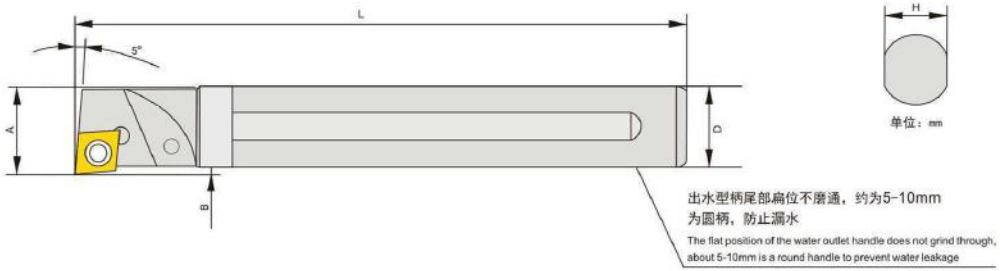

刀尖的标准配置 Standard configuration of tool tip
CP08=R0.4
CP09=R0.4

特点：粗加工高效的金属去除率。
Features: Efficient metal removal rate for rough machining.

型号规格 specification	柄径 D	总长 L	大小 A	刀深 B	孔径 Hole diameter	螺丝-扳手 Screw Wrench T	刀片型号Insert E
实心强力型Solid Powerful							
C10M-SCLPR08	10	150	11	1.0	12	M3.0-T8	CP--0802
C12Q-SCLPR09	12	180	14	2.0	16	M3.5-T15	CP--0903
C14Q-SCLPR09	14	180	16	2.0	18		
C16R-SCLPR09	16	200	18	2.0	20		
C20S-SCLPR09	20	250	22	2.0	24	M4.0-T15	CP--0903
C25T-SCLPR09	25	300	28	3.0	30		
C32U-SCLPR09	32	350	35	3.0	38		
中心出水型Center outlet type							
E10M-SCLPR08	10	150	11	1.0	12	M3.0-T8	CP--0802
E12Q-SCLPR09	12	180	14	2.0	16	M3.5-T15	CP--0903
E14Q-SCLPR09	14	180	16	2.0	18		
E16R-SCLPR09	16	200	18	2.0	20		
E20S-SCLPR09	20	250	22	2.0	24	M4.0-T15	CP--0903
E25T-SCLPR09	25	300	28	3.0	30		
E32U-SCLPR09	32	350	35	3.0	38		
强力高速钢Strong high speed steel							
H10K-SCLPR08	10	150	11	1.0	12	M3.0-T8	CP--0802
H12L-SCLPR09	12	180	13	1.0	16	M3.5-T15	CP--0903
H14M-SCLPR09	14	180	15	1.0	18		
H16Q-SCLPR09	16	200	17	1.0	20		
H20R-SCLPR09	20	250	21	1.0	24	M4.0-T15	CP--0903
H25S-SCLPR09	25	300	27	2.0	30		
H32T-SCLPR09	32	350	35	3.0	38		

STUB/C/P-R 三角形60°

STUB/C/P-R Triangle 60°



刀尖的标准配置 Standard configuration of tool tip
TB06/TP08=R0.1
TP09/TP11=R0.2
TC09/TC11=R0.4

特点：主要应用于精加工或软金属的切削。
Features: Mainly used in cutting finishing or soft metal.

型号规格 specification	柄径 D	总长 L	大小 A	刀深 B	孔径 Hole diameter	螺丝-扳手 Screw Wrench T	刀片型号Insert E
C06J-STUBR06	06	110	6.5	0.5	6.8	M2.0-T6	TB--0601 TC--0601
C07K-STUBR06	07	125	7.5	0.5	7.8		
C08K-STUBR06	08	125	8.5	0.5	8.8		
C10M-STUBR06	10	150	10.5	0.5	11		
C07K-STUPR08	07	125	08	1.0	09	M2.2-T7	TP--0802
C08K-STUPR08	08	125	09	1.0	10		
C08K-STUPR09	08	125	09	1.0	10	M2.5-T8	TP--0902
C10K(M)-STUPR09	10	150	11	1.0	12		
C12Q-STUPR09	12	125/150	13	1.0	14		
C10K(M)-STUPR11	10	125/150	11	1.0	12	M3.0-T8	TP--1103
C12M(Q)-STUPR11	12	150/180	13	1.0	14		
C14Q-STUPR11	14	180	15	1.0	16		
C16R-STUPR11	16	200	17	1.0	18		
C18S-STUPR11	18	250	19	1.0	20		
C20R(S)-STUPR11	20	200/250	21	1.0	22		
C22S-STUPR11	22	250	23	1.0	24		
C25S(T)-STUPR11	25	250/300	27	2.0	29		
C08K-STUCR09	08	125	09	1.0	10	M2.2-T7 M2.5-T8	TC--0902 TC--1102
C10K(M)-STUCR09(11)	10	125/150	11	1.0	12		
C12M(Q)-STUCR11	12	150/180	13	1.0	14	M2.5-T8	TC--1102
C14Q-STUCR11	14	180	15	1.0	16		
C16R-STUCR11	16	200	17	1.0	18		
C18S-STUCR11	18	250	19	1.0	20		
C20R(S)-STUCR11	20	200/250	21	1.0	22		
C20S-STUCR16	20	250	21	1.0	22	M4.0-T15	TC--16T3
C25T-STUCR16	25	300	27	2.0	29		
C32U-STUCR16	32	350	35	3.0	38		

STUPR 三角形60°

STUPR Triangle 60°



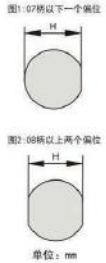

刀尖的标准配置 Standard configuration of tool tip
TP07=R0. 2
TP11/TP13=R0. 4
TP13T3=R0. 4

型号规格 specification	柄径 D	总长 L	大小 A	刀深 B	孔径 Hole diameter	螺丝-扳手 Screw Wrench T	刀片型号 Insert E
C07K-STUPR0701	07	125	08	1. 0	09	M2. 2-T7	TP--0701
C08K-STUPR0701	08	125	09	1. 0	10		
C10M-STUPR1102	10	150	11	1. 0	12	M2. 5-T8	TP--1102
C12Q-STUPR1102	12	180	13	1. 0	14		
C14Q-STUPR1303	14	180	15	1. 0	16	M3. 0-T8	TP--1303
C16R-STUPR1303	16	200	17	1. 0	18		
C20S-STUPR1303	20	250	21	1. 0	22		
C20S-STUPR16T3	20	250	21	1. 0	22	M4-T15	TP--16T3
C25T-STUPR16T3	25	300	27	2. 0	29		
C32U-STUPR16T3	32	350	35	3. 0	40		
C16R-STUCR1103	16	200	17	1. 0	18	M2. 5-T8	TC--1303
C20S-STUCR1103	20	250	21	1. 0	22		
C25T-STUCR1103	25	300	27	2. 0	29		
C05H-STUCR05	05	100	5. 5	0. 5	06	M2. 0-T6	TC--0501
C06J-STUCR05	06	110	6. 5	0. 5	07		
C06J-STUCR06T	06	110	6. 5	0. 5	07	M2. 0-T6	TC--06T1
C08K-STUCR06T	08	125	8. 5	0. 5	09		
C10M-STUCR06T	10	150	11	1. 0	12		
要点：超低阻力切削，有效的减少震动 Key points: Ultra-low resistance cutting, effectively reducing vibration.							
C07K-STUDR07S	07	110	08	1. 0	09	M2. 0-T6	TD--07S1
C08K-STUDR07S	08	125	09	1. 0	10		
C10M-STUDR07S	10	150	11	1. 0	12		
C12Q-STUDR07S	12	180	13	1. 0	14		
C16R-STUPR1603	16	200	17	1. 0	18	M4. 0-T15	TP--0603
C20S-STUPR1603	20	250	21	1. 0	22		
C25T-STUPR1603	25	300	27	2. 0	29		
注意：TC--06T1为加厚型刀片，和TC0601不通用。Note: TC--06T It is a thicker blade, not common to TC0601.							

中心出水型 STUB/C/P-R 三角形60°

Center Outlet Type-STUB/C/P-R Triangle 60°

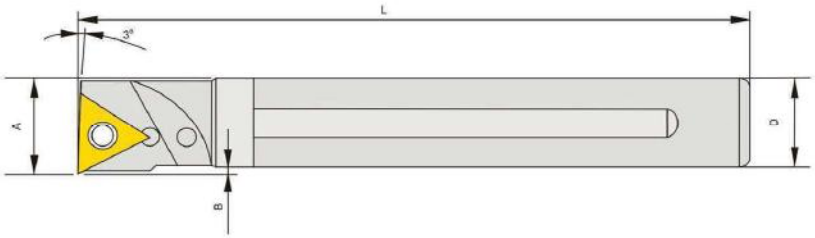

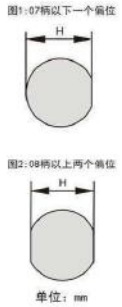

刀尖的标准配置 Standard configuration of tool tip
TB06/TP08=R0. 2
TP09/TP11=R0. 4
TC09/TC11=R0. 4

特点：主要应用于精加工或软金属的切削。
Features: Mainly used in cutting finishing or soft metal.

型号规格 specification	柄径 D	总长 L	大小 A	刀深 B	孔径 Hole diameter	螺丝-扳手 Screw Wrench T	刀片型号 Insert E
E06J-STUBR06	06	110	6. 5	0. 5	07	M2. 0-T6	TB--0601 TC--0601
E08K-STUBR06	08	125	8. 5	0. 5	09		
E08K-STUPR09	08	125	09	1. 0	10	M2. 5-T8	TP--0902
E10M-STUPR09	10	150	11	1. 0	12		
E12Q-STUPR11	12	180	13	1. 0	14	M3. 0-T8	TP--1103
E14Q-STUPR11	14	180	15	1. 0	16		
E16R-STUPR11	16	200	17	1. 0	18		
E18S-STUPR11	18	250	19	1. 0	20		
E20S-STUPR11	20	250	21	1. 0	22		
E25T-STUPR11	25	300	27	2. 0	29		
E08K-STUCR09	08	125	09	1. 0	10	M2. 2-T7	TC--0902
E10M-STUCR09	10	150	11	1. 0	12		
E12Q-STUCR11	12	180	13	2. 0	14	M2. 5-T8	TC--1102
E14Q-STUCR11	14	180	15	1. 0	16		
E16R-STUCR11	16	200	17	1. 0	18		
E18S-STUCR11	18	250	19	1. 0	20		
E20S-STUCR11	20	250	21	1. 0	22		
E20S-STUCR16	20	250	21	1. 0	22	M4. 0-T15	TC--16T3
E25T-STUCR16	25	300	27	1. 0	29		
E32U-STUCR16	32	350	35	2. 0	40		

SWUBR 桃形80°

SWIBR Peach shape 80°



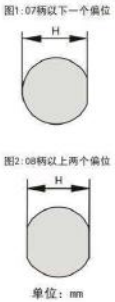

刀尖的标准配置 Standard configuration of tool tip
WB06=R0. 2
CC03=R0. 2
CC04=R0. 2

型号规格 specification	柄径 D	总长 L	大小 A	刀深 B	孔径 Hole diameter	螺丝-扳手 Screw Wrench T	刀片型号Insert E
C05H-SWUBR06	05	100	5. 5	0. 5	5. 8	M2. 0-T6	WB--0601 WB--0201
C06J-SWUBR06	06	110	6. 5	0. 5	6. 8		
C07K-SWUBR06	07	125	7. 5	0. 5	7. 8		
C08K-SWUBR06	08	125	8. 5	0. 5	09		
高速钢 High speed steel							
H05G-SWUBR06	05	90	5. 5	0. 5	5. 8	M2. 0-T6	WB--0601 WB--0201
H06H-SWUBR06	06	100	6. 5	0. 5	6. 8		
H07H-SWUBR06	07	100	7. 5	0. 5	7. 8		
H08J-SWUBR06	08	110	8. 5	0. 5	09		
硬质合金中心出水 Coolant Carbide							
E05H-SWUBR06	05	100	5. 5	0. 5	5. 8	M2. 0-T6	WB--0601 WB--0201
E06J-SWUBR06	06	110	6. 5	0. 5	6. 8		
E07K-SWUBR06	07	125	7. 5	0. 5	7. 8		
E08K-SWUBR06	08	125	8. 5	0. 5	09		

SDUCR 菱形55°

SDUCR Rhombus 55°

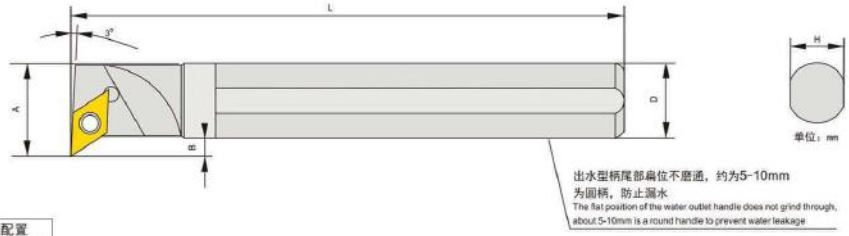

刀尖的标准配置 Standard configuration of tool tip
DC07=R0. 4
DC11=R0. 4

型号规格 specification	柄径 D	总长 L	大小 A	刀深 B	孔径 Hole diameter	螺丝-扳手 Screw Wrench T	刀片型号Insert E
实心强力型Solid Powerful							
C08K-SDUCR07	08	125	11	3. 0	12	M2. 5-T8	DC--0702
C10M-SDUCR07	10	150	13	3. 0	14		
C12Q-SDUCR07	12	180	15	3. 0	16		
C14Q-SDUCR07	14	180	17	3. 0	18		
C16R-SDUCR07	16	200	19	3. 0	20		
C16R-SDUCR11	16	200	20	4. 0	21	M3. 5-T15	DC--11T3
C20S-SDUCR11	20	250	24	4. 0	25	M4. 0-T15	
C25T-SDUCR11	25	300	30	5. 0	32		
C32U-SDUCR11	32	350	37	5. 0	39		
C40V-SDUCR11	40	400	45	5. 0	47		
中心出水型Center outlet type							
E08K-SDUCR07	08	125	11	3. 0	12	M2. 5-T8	DC--0702
E10M-SDUCR07	10	150	13	3. 0	14		
E12Q-SDUCR07	12	180	15	3. 0	16		
E14Q-SDUCR07	14	180	17	3. 0	18		
E16R-SDUCR07	16	200	19	3. 0	20		
E16R-SDUCR11	16	200	20	4. 0	21	M3. 5-T15	DC--11T3
E20S-SDUCR11	20	250	24	4. 0	25	M4. 0-T15	
E25T-SDUCR11	25	300	30	5. 0	32		
E32U-SDUCR11	32	350	37	5. 0	39		
E40V-SDUCR11	40	400	45	5. 0	47		

SDQCR 菱形55°

SDQCR Rhombus 55°

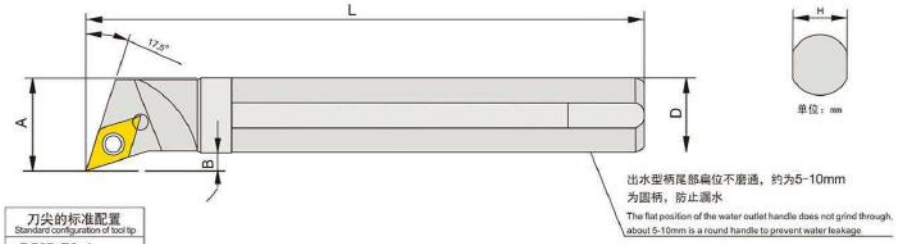

刀尖的标准配置 Standard configuration of tool tip
DC07=R0. 4
DC11=R0. 4

型号规格 specification	柄径 D	总长 L	大小 A	刀深 B	孔径 Hole diameter	螺丝-扳手 Screw Wrench T	刀片型号Insert E
实心强力型Solid Powerful							
C08K-SDQCR07	08	125	11	3. 0	12	M2. 5-T8	DC--0702
C10M-SDQCR07	10	150	13	3. 0	14		
C12Q-SDQCR07	12	180	15	3. 0	16		
C14Q-SDQCR07	14	180	17	3. 0	18		
C16R-SDQCR07	16	200	19	3. 0	20		
C16R-SDQCR11	16	200	20	4. 0	21	M3. 5-T15	DC--11T3
C20S-SDQCR11	20	250	24	4. 0	25	M4. 0-T15	
C25T-SDQCR11	25	300	30	5. 0	32		
C32U-SDQCR11	32	350	37	5. 0	39		
C40V-SDQCR11	40	400	45	5. 0	47		
中心出水型Center outlet type							
E08K-SDQCR07	08	125	11	3. 0	12	M2. 5-T8	DC--0702
E10M-SDQCR07	10	150	13	3. 0	14		
E12Q-SDQCR07	12	180	15	3. 0	16		
E14Q-SDQCR07	14	180	17	3. 0	18		
E16R-SDQCR07	16	200	19	3. 0	20		
E16R-SDQCR11	16	200	20	4. 0	21	M3. 5-T15	DC--11T3
E20S-SDQCR11	20	250	24	4. 0	25	M4. 0-T15	
E25T-SDQCR11	25	300	30	5. 0	32		
E32U-SDQCR11	32	350	37	5. 0	39		
E40V-SDQCR11	40	400	45	5. 0	47		

SDJCR 菱形55°

SDJCR Rhombus 55°

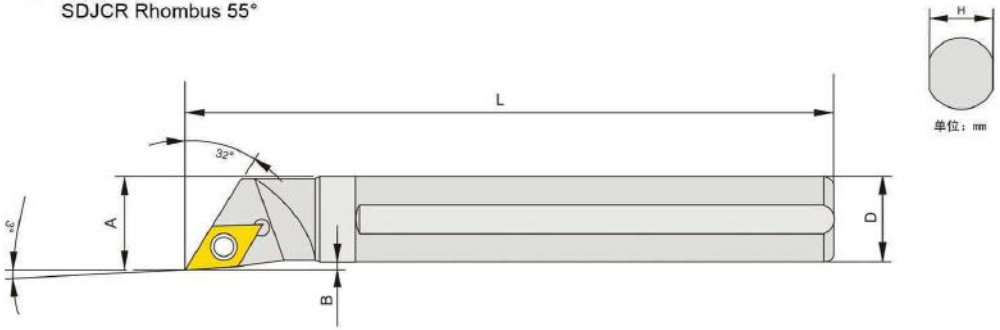

刀尖的标准配置 Standard configuration of tool tip
DC07=R0. 4
DC11=R0. 4

特点：主要盲孔加工和内端面加工
Features: main blind hole processing and inner end surface processing

型号规格 specification	柄径 D	总长 L	大小 A	刀深 B	孔径 Hole diameter	螺丝-扳手 Screw Wrench T	刀片型号Insert E
实心强力型Solid Powerful							
C08K-SDJCR07	08	125	09	1. 0	10	M2. 5-T8	DC--0702
C10M-SDJCR07	10	150	11	1. 0	12		
C12Q-SDJCR07	12	180	13	1. 0	14		
C14Q-SDJCR07	14	180	15	1. 0	16		
C16R-SDJCR07	16	200	17	1. 0	18		
C16R-SDJCR11	16	200	17	1. 0	18	M3. 5-T15	DC--11T3
C20S-SDJCR11	20	250	21	1. 0	22	M4. 0-T15	
C25T-SDJCR11	25	300	27	2. 0	29		
C32U-SDJCR11	32	350	34	2. 0	36		
C40V-SDJCR11	40	400	42	2. 0	44		
高速钢系列 High Speed Steel Series							
H08J-SDJCR07	08	110	09	1. 0	10	M2. 5-T8	DC--0702
H10K-SDJCR07	10	125	11	1. 0	12		
H12L-SDJCR07	12	140	13	1. 0	14		
H14M-SDJCR07	14	150	15	1. 0	16		
H16Q-SDJCR07	16	180	17	1. 0	18		
H16Q-SDJCR11	16	180	17	1. 0	18	M3. 5-T15	DC--11T3
H20R-SDJCR11	20	200	21	1. 0	22	M4. 0-T15	
H25S-SDJCR11	25	250	27	2. 0	29		
H32T-SDJCR11	32	300	34	2. 0	36		
H40U-SDJCR11	40	350	42	2. 0	44		

SDXCR 菱形55°

SDXCR Rhombus 55°

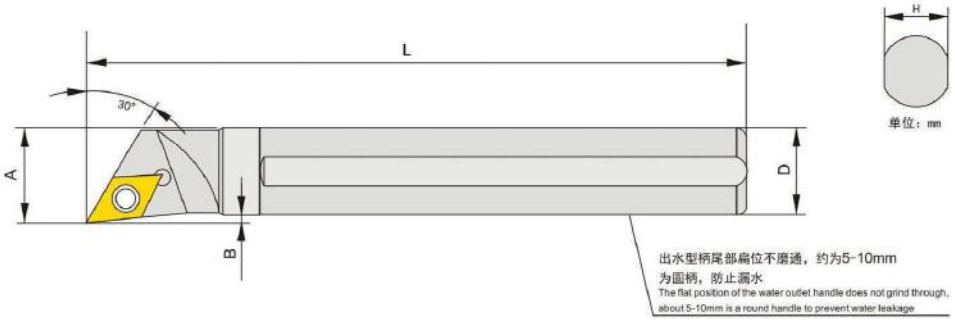

刀尖的标准配置 Standard configuration of tool tip
DC07=R0. 4
DC11=R0. 4

特点：内端面加工首选
Features: First choice for inner end surface processing

型号规格 specification	柄径 D	总长 L	大小 A	刀深 B	孔径 Hole diameter	螺丝-扳手 Screw Wrench T	刀片型号 Insert E
实心强力型Solid Powerful							
C08K-SDXCR07	08	125	09	1. 0	10	M2. 5-T8	DC--0702
C10M-SDXCR07	10	150	11	1. 0	12		
C12Q-SDXCR07	12	180	13	1. 0	14		
C14Q-SDXCR07	14	180	15	1. 0	16		
C16R-SDXCR07	16	200	17	1. 0	18		
C20S-SDXCR11	20	250	21	1. 0	22	M4. 0-T15	DC--11T3
C25T-SDXCR11	25	300	27	2. 0	29		
C32U-SDXCR11	32	350	35	3. 0	38		
C40V-SDXCR11	40	400	43	3. 0	46		
中心出水型Center outlet type							
E08K-SDXCR07	08	125	09	1. 0	10	M2. 5-T8	DC--0702
E10M-SDXCR07	10	150	11	1. 0	12		
E12Q-SDXCR07	12	180	13	1. 0	14		
E14Q-SDXCR07	14	180	15	1. 0	16		
E16R-SDXCR07	16	200	17	1. 0	18		
E20S-SDXCR11	20	250	21	1. 0	22	M4. 0-T15	DC--11T3
E25T-SDXCR11	25	300	27	2. 0	29		
E32U-SDXCR11	32	350	35	3. 0	38		
E40V-SDXCR11	40	400	43	3. 0	46		

SDWCR 菱形55°

SDWCR Rhombus 55°

刀尖的标准配置 Standard configuration of tool tip
DC07=R0. 4
DC11=R0. 4

要点：可以实现55度通孔的螺纹加工
Key point: It can realize the thread processing of HRC55 through hole

型号规格 specification	柄径 D	总长 L	大小 A	刀深 B	孔径 Hole diameter	螺丝-扳手 Screw Wrench T	刀片型号 Insert E
实心强力型Solid Powerful							
C08K-SDWCR07	08	125	11	3. 0	12	M2. 5-T8	DC--0702
C10M-SDWCR07	10	150	13	3. 0	14		
C12Q-SDWCR07	12	180	16	3. 0	16		
C14Q-SDWCR07	14	180	18	3. 0	18		
C16R-SDWCR07	16	200	20	3. 0	20		
C20S-SDWCR11	20	250	25	5. 0	27	M4. 0-T15	DC--11T3
C25T-SDWCR11	25	300	31	6. 0	33		
C32U-SDWCR11	32	350	38	6. 0	40		
C40V-SDWCR11	40	400	46	6. 0	48		
中心出水型Center outlet type							
E08K-SDWCR07	08	125	11	3. 0	12	M2. 5-T8	DC--0702
E10M-SDWCR07	10	150	13	3. 0	14		
E12Q-SDWCR07	12	180	16	3. 0	16		
E14Q-SDWCR07	14	180	18	3. 0	18		
E16R-SDWCR07	16	200	20	3. 0	20		
E20S-SDWCR11	20	250	25	5. 0	27	M4. 0-T15	DC--11T3
E25T-SDWCR11	25	300	31	6. 0	33		
E32U-SDWCR11	32	350	38	6. 0	40		
E40V-SDWCR11	40	400	46	6. 0	48		

SCKCR 菱形80°

SCKCR Rhombus 80°



出水型柄尾部扁位不磨通，约为5-10mm为圆柄，防止漏水
The flat position of the water outlet handle does not grind through, about 5-10mm is a round handle to prevent water leakage

刀尖的标准配置 Standard configuration of tool tip
CC06/CC09=R0. 4
CC12=R0. 8

特色：变废为宝，利用多余的副角切削，节约成本（注：限于全周刃刀片）
Features: Turn waste into treasure, use excess secondary angles for cutting, and save costs (limited to full-edge inserts)

型号规格 specification	柄径 D	总长 L	大小 A	刀深 B	孔径 Hole diameter	螺丝-扳手 Screw Wrench T	刀片型号Insert E
实心强力型Solid Powerful							
C08K-SCKCR07	08	125	09	1. 0	10	M2. 5-T8	CC--0602
C10M-SCKCR07	10	150	11. 5	1. 5	13		
C12Q-SCKCR07	12	180	13. 5	1. 5	15		
C14Q-SCKCR07	14	180	15. 5	1. 5	17	M3. 5-T15	CC--09T3
C16R-SCKCR07	16	200	17. 5	1. 5	19		
C20S-SCKCR11	20	250	22	2. 0	24	M4. 0-T15	CC--09T3
C25T-SCKCR11	25	300	27	2. 0	29		
C32U-SCKCR11	32	350	35	3. 0	38	M5. 0-T20	CC--1204
C40V-SCKCR11	40	400	44	4. 0	48		
C50U-SCKCR11	50	400	54	4. 0	58		
C60V-SCKCR11	60	400	64	4. 0	68		
中心出水型Center outlet type							
E08K-SCKCR07	08	125	09	1. 0	10	M2. 5-T8	CC--0602
E10M-SCKCR07	10	150	11. 5	1. 5	13		
E12Q-SCKCR07	12	180	13. 5	1. 5	15		
E14Q-SCKCR07	14	180	15. 5	1. 5	17	M3. 5-T15	CC--09T3
E16R-SCKCR07	16	200	17. 5	1. 5	19		
E20S-SCKCR11	20	250	22	2. 0	24	M4. 0-T15	CC--09T3
E25T-SCKCR11	25	300	27	2. 0	29		
E32U-SCKCR11	32	350	35	3. 0	38	M5. 0-T20	CC--1204
E40V-SCKCR11	40	400	44	4. 0	48		

SCZCR 菱形80°

SCZCR Rhombus 80°



刀尖的标准配置 Standard configuration of tool tip
CC06/CC09=R0. 4
DC12=R0. 8

注：本镗杆是倒向的轴向切削，应采用全周刃刀片。
Note: This boring bar is a reversed axial cutting, and a full-circumferential insert should be used

型号规格 specification	柄径 D	总长 L	大小 A	刀深 B	孔径 Hole diameter	螺丝-扳手 Screw Wrench T	刀片型号Insert E
实心强力型Solid Powerful							
C08K-SCZCR06	08	125	11	3. 0	12	M2. 5-T8	CC--0602
C10M-SCZCR07	10	150	13	3. 0	14		
C12Q-SCZCR07	12	180	15	3. 0	16		
C14Q-SCZCR07	14	180	17	3. 0	18	M3. 5-T15	CC--09T3
C16R-SCZCR07	16	200	20	4. 0	21		
C20S-SCZCR11	20	250	24	4. 0	25	M4. 0-T15	CC--09T3
C25T-SCZCR11	25	300	30	5. 0	32		
C32U-SCZCR11	32	350	38	6. 0	40	M5. 0-T20	CC--1204
C40V-SCZCR11	40	400	48	8. 0	50		
中心出水型Center outlet type							
E08K-SCZCR07	08	125	11	3. 0	12	M2. 5-T8	CC--0602
E10M-SCZCR07	10	150	13	3. 0	14		
E12Q-SCZCR07	12	180	15	3. 0	16		
E14Q-SCZCR07	14	180	17	3. 0	18	M3. 5-T15	CC--09T3
E16R-SCZCR07	16	200	20	4. 0	21		
E20S-SCZCR11	20	250	24	4. 0	25	M4. 0-T15	CC--09T3
E25T-SCZCR11	25	300	30	5. 0	32		
E32U-SCZCR11	32	350	38	6. 0	40	M5. 0-T20	CC--1204
E40V-SCZCR11	40	400	48	8. 0	50		

SSKCR 正方形90°

SSKCR Square 90°

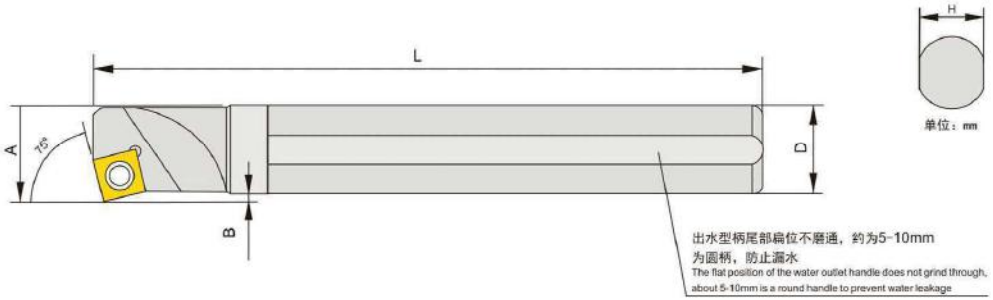

刀尖的标准配置 Standard configuration of tool tip
SC06/SC09=R0. 4
SC12=R0. 8

特点：刀片为正方形，可以使用四个刃角，精加工较为出色。
Features: The blade is square, four cutting edges can be used, and the finishing is excellent

型号规格 specification	柄径 D	总长 L	大小 A	刀深 B	孔径 Hole diameter	螺丝-扳手 Screw Wrench T	刀片型号Insert E
C08K-SSKCR06	08	125	09	1. 0	10	M2. 5-T8	SC--0602
C10M-SSKCR06	10	150	11. 5	1. 5	13		
C12Q-SSKCR06	12	180	13. 5	1. 5	15		
C14Q-SSKCR09	14	180	15. 5	1. 5	17	M3. 5-T15	SC--09T3
C16R-SSKCR09	16	200	17. 5	1. 5	19		
C20S-SSKCR09	20	250	22	2. 0	24	M4. 0-T15	SC--09T3
C25T-SSKCR09	25	300	28	3. 0	30		
C32U-SSKCR12	32	350	35	3. 0	38	M5. 0-T20	SC--1204
C40V-SSKCR12	40	400	44	4. 0	48		
C50V-SSKCR12	50	400	55	5. 0	60		
C60V-SSKCR12	60	400	65	5. 0	70		
中心出水型Center outlet type							
E08K-SSKCR06	08	125	09	1. 0	10	M2. 5-T8	SC--0602
E10M-SSKCR06	10	150	11. 5	1. 5	13		
E12Q-SSKCR06	12	180	13. 5	1. 5	15		
E14Q-SSKCR09	14	180	15. 5	1. 5	17	M3. 5-T15	SC--09T3
E16R-SSKCR09	16	200	17. 5	1. 5	19		
E20S-SSKCR09	20	250	22	2. 0	24	M4. 0-T15	SC--09T3
E25T-SSKCR09	25	300	28	3. 0	30		
E32U-SSKCR12	32	350	35	3. 0	38	M5. 0-T20	SC--1204
E40V-SSKCR12	40	400	44	4. 0	48		

STWCR 三角形60°

STWCR Triangle 60°

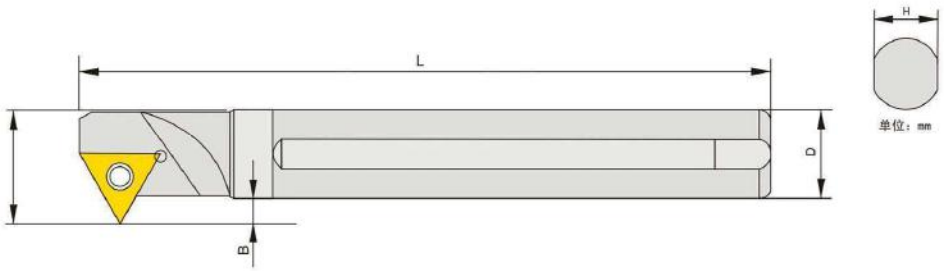

刀尖的标准配置 Standard configuration of tool tip
TB06/TC09=R0. 2
TC11/TC16=R0. 4

要点提示：可以用作通孔的一般60度螺纹加工。
Important: General HRC60 thread processing that can be used as a through hole

型号规格 specification	柄径 D	总长 L	大小 A	刀深 B	孔径 Hole diameter	螺丝-扳手 Screw Wrench T	刀片型号Insert E
C06J-STWBR06	06	110	7. 2	1. 2	08	M2. 0-T6	TB--0601 TC--0601
C07K-STWBR06	07	125	8. 3	1. 3	09		
C08K-STWCR09	08	125	10	2. 0	11	M2. 2-T7	TC--0902
C10M-STWCR11	10	150	13	3. 0	14	M2. 5-T8	TC--1102
C12Q-STWCR11	12	180	15	3. 0	16		
C14Q-STWCR11	14	180	17	3. 0	18		
C16R-STWCR11	16	200	19	3. 0	20		
C20S-STWCR16	20	250	24	4. 0	26	M4. 0-T15	TC--16T3
C25T-STWCR16	25	300	30	5. 0	32		
C32U-STWCR16	32	350	38	6. 0	40		
C40V-STWCR16	40	400	46	6. 0	49		
中心出水型Center outlet type							
E08K-STWCR09	08	125	10	2. 0	11	M2. 2-T7	TC--0902
E10M-STWCR11	10	150	13	3. 0	14	M2. 5-T8	TC--1102
E12Q-STWCR11	12	180	15	3. 0	16		
E14Q-STWCR11	14	180	17	3. 0	18		
E16R-STWCR11	16	200	19	3. 0	20		
E20S-STWCR16	20	250	24	4. 0	26	M4. 0-T15	TC--16T3
E25T-STWCR16	25	300	30	5. 0	32		
E32U-STWCR16	32	350	38	6. 0	40		
E40V-STWCR16	40	400	46	6. 0	49		

SVQC/BR 菱形35°

SVQC/BR Rhombus 35°

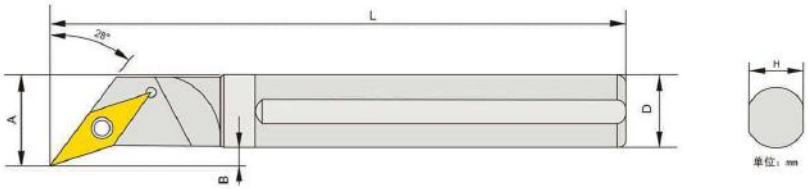

刀尖的标准配置 Standard configuration of tool tip
VC/VB11=R0. 2
VC/VB16=R0. 4

特点：内孔端面加工
Inner hole end face processing

型号规格 specification	柄径 D	总长 L	大小 A	刀深 B	孔径 Hole diameter	螺丝-扳手 Screw Wrench T	刀片型号Insert E
C08K-SVJCR08	08	125	09	1. 0	10	M2. 2-T7	VC--0802
C10M-SVJCR11	10	150	11	1. 0	12	M2. 5-T8	VC--1103
C12Q-SVJCR11	12	180	13	1. 0	14		
C14Q-SVJCR11	14	180	15	1. 0	16		
C16R-SVJCR11	16	200	17	1. 0	18		
C20S-SVJCR16	20	250	21	1. 0	22	M4. 0-T15	VC--1604
C25T-SVJCR16	25	300	27	2. 0	29		
C32U-SVJCR16	32	350	34	2. 0	36		
C40V-SVJCR16	40	400	42	2. 0	44		
实心强力型Solid Powerful							
C08K-SVJBR08	08	125	09	1. 0	10	M2. 2-T7	VB--0802
C10M-SVJBR11	10	150	11	1. 0	12	M2. 5-T8	VB--1103
C12Q-SVJBR11	12	180	13	1. 0	14		
C14Q-SVJBR11	14	180	15	1. 0	16		
C16R-SVJBR11	16	200	17	1. 0	18		
C20S-SVJBR16	20	250	21	1. 0	22	M4. 0-T15	VB--1604
C25T-SVJBR16	25	300	27	2. 0	29		
C32U-SVJBR16	32	350	34	2. 0	36		
C40V-SVJBR16	40	400	42	2. 0	44		

SVUC/BR 菱形35°

SVUC/BR Rhombus 35°

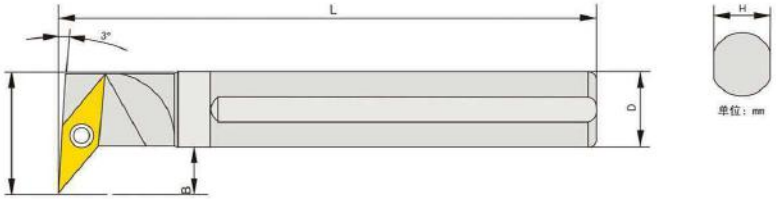

刀尖的标准配置 Standard configuration of tool tip
VC/VB11=R0. 2
VC/VB16=R0. 4

型号规格 specification	柄径 D	总长 L	大小 A	刀深 B	孔径 Hole diameter	螺丝-扳手 Screw Wrench T	刀片型号Insert E
C10M-SVUCR08	10	150	13	3. 0	14	M2. 2-T7	VC--0802
C12Q-SVUCR08	12	180	15	3. 0	16		
C14Q-SVUCR08	14	180	17	3. 0	18	M2. 5-T8	VC--1103
C16R-SVUCR11	16	200	19	3. 0	20		
C20S-SVUCR11	20	250	24	4. 0	25		
C25T-SVUCR11	25	300	30	5. 0	32		
C25T-SVUCR16	25	300	32	7. 0	34	M4. 0-T15	VC--1604
C32U-SVUCR16	32	350	40	8. 0	42		
C40V-SVUCR16	40	400	50	10	55		
实心强力型Solid Powerful							
C10M-SVUBR08	10	150	13	3. 0	14	M2. 2-T7	VB--0802
C12Q-SVUBR08	12	180	15	3. 0	16	M2. 5-T8	VB--1103
C14Q-SVUBR11	14	180	17	3. 0	18		
C16R-SVUBR11	16	200	19	3. 0	20		
C20S-SVUBR11	20	250	24	4. 0	25		
C25T-SVUBR11	25	300	30	5. 0	32	M4. 0-T15	VB--1604
C25T-SVUBR16	25	300	32	7. 0	34		
C32U-SVUBR16	32	350	40	8. 0	42		
C40V-SVUBR16	40	400	50	10	55		

SVWC/BR 菱形35°

SVWC Rhombus 35°

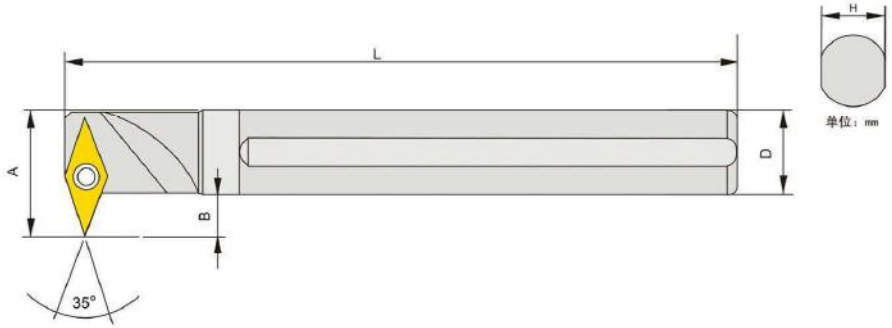

刀尖的标准配置 Standard configuration of tool tip
VC/VB11=R0. 2
VC/VB16=R0. 4

型号规格 specification	柄径 D	总长 L	大小 A	刀深 B	孔径 Hole diameter	螺丝-扳手 Screw Wrench T	刀片型号Insert E
C10M-SVWCR08	10	150	15	5. 0	16	M2. 2-T7	VC--0802
C12Q-SVWCR08	12	180	17	5. 0	18		
C14Q-SVWCR11	14	180	20	6. 0	21	M2. 5-T8	VC--1103
C16R-SVWCR11	16	200	22	6. 0	24		
C20S-SVWCR11	20	250	27	7. 0	29		
C25T-SVWCR16	25	300	35	10	38	M4. 0-T15	VC--1604
C32U-SVWCR16	32	350	42	10	45		
C40V-SVWCR16	40	400	52	12	55		
C50V-SVWCR16	50	400	62	12	65		
C10M-SVWBR08	10	150	15	5. 0	16	M2. 2-T7	VB--0802
C12Q-SVWBR08	12	180	17	5. 0	18		
C14Q-SVWBR11	14	180	20	6. 0	21	M2. 5-T8	VB--1103
C16R-SVWBR11	16	200	22	6. 0	24		
C20S-SVWBR11	20	250	27	7. 0	29		
C25T-SVWBR16	25	300	35	10	38	M4. 0-T15	VB--1604
C32U-SVWBR16	32	350	42	10	45		
C40V-SVWBR16	40	400	52	12	55		
C50V-SVWBR16	50	400	62	12	65		

SVZCR 菱形35°

SVZCR Rhombus 35°



刀尖的标准配置 Standard configuration of tool tip
VC08=R0. 2
VC11=R0. 4
VC16=R0. 4

型号规格 specification	柄径 D	总长 L	大小 A	刀深 B	孔径 Hole diameter	螺丝-扳手 Screw Wrench T	刀片型号Insert E
C08K-SVZCR08	08	125	15	7. 0	16	M2. 2-T7	VC--0802
C10M-SVZCR08	10	150	17	7. 0	18		
C12Q-SVZCR08	12	180	19	7. 0	20		
C14Q-SVZCR11	14	180	22	8. 0	23	M2. 5-T8	VC--1103
C16R-SVZCR11	16	200	24	8. 0	25		
C20S-SVZCR11	20	250	28	8. 0	30		
C25T-SVZCR16	25	300	38	13	40	M4. 0-T15	VC--1604

SWUCR 桃形80°

SWUCR Peach Shape 80°

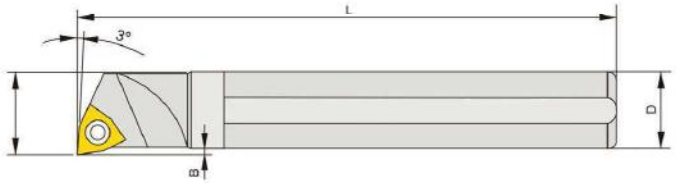

刀尖的标准配置 Standard configuration of tool tip
WC02=R0. 2
WC04=R0. 4
WC05=R0. 8

型号规格 specification	柄径 D	总长 L	大小 A	刀深 B	孔径 Hole diameter	螺丝-扳手 Screw Wrench T	刀片型号Insert E
C08K-SWUCR02	08	125	09	1. 0	10	M2. 2-T7	WC--0201
C10M-SWUCR02	10	150	11	1. 0	12		
C12Q-SWUCR04	12	180	13	1. 0	14	M2. 5-T8	WC--0402
C14Q-SWUCR04	14	180	15	1. 0	16		
C16R-SWUCR04	16	200	17	1. 0	18		
C20S-SWUCR06	20	250	22	1. 0	24	M4. 0-T15	WC--1604
C25T-SWUCR06	25	300	27	2. 0	29		

STZPR/BR 三角形60°

STZPR/BR Triangle 60°

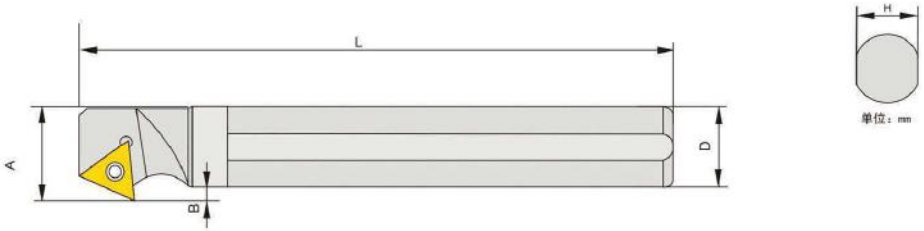

刀尖的标准配置 Standard configuration of tool tip
TB06=R0. 2
TP09=R0. 4
TP11=R0. 4

特点：使用刀片时应采用左手刀片，或全周刃刀片。
Features: Use left-handed blades or full-circumferential inserts when using inserts

型号规格 specification	柄径 D	总长 L	大小 A	刀深 B	孔径 Hole diameter	螺丝-扳手 Screw Wrench T	刀片型号 Insert E
C06J-STZBR06	06	110	7. 2	1. 2	7. 8	M2. 0-T6	TB--0601 TC--0601
C07K-STZBR06	07	125	8. 5	1. 5	09		
C08K-STZPR09	08	125	9. 5	1. 5	10	M2. 5-T8	TP--0902
C10M-STZPR09	10	150	6. 0	1. 5	12		
C12Q-STZPR11	12	180	14	2. 0	15	M3. 0-T8	TP--1103
C14Q-STZPR11	14	180	16	2. 0	17		
C16R-STZPR11	16	200	18	2. 0	19		

STZPR/BR 三角形60°

STZPR/BR Triangle 60°



刀尖的标准配置 Standard configuration of tool tip
TB06=R0. 2
TP09=R0. 4

型号规格 specification	柄径 D	总长 L	大小 A	刀深 B	孔径 Hole diameter	螺丝-扳手 Screw Wrench T	刀片型号 Insert E
C06J-STXBR06	06	110	6. 5	0. 5	7. 0	M2. 0-T6	TB--0601 TC--0601
C07K-STXBR06	07	125	7. 5	0. 5	8. 0		
C08K-STXBR09	08	125	9	1. 0	10	M2. 5-T8	TP--0902
C10M-STXBR09	10	150	11	1. 0	12		

SEXPR 菱形75°

SEXPR Rhombus 75°



刀尖的标准配置 Standard configuration of tool tip
VC08=R0. 2

型号规格 specification	柄径 D	总长 L	大小 A	刀深 B	孔径 Hole diameter	螺丝-扳手 Screw Wrench T	刀片型号 Insert E
C06J-SEXPR04	06	110	0. 5	6. 5	07	M2. 0-T6	EP--0401
C07K-SEXPR04	07	125	0. 5	7. 5	08		
C08K-SEXPR04	08	125	0. 5	8. 5	09		

整体式钨钢小镗刀

Integral Tungsten Steel Small Boring Cutter

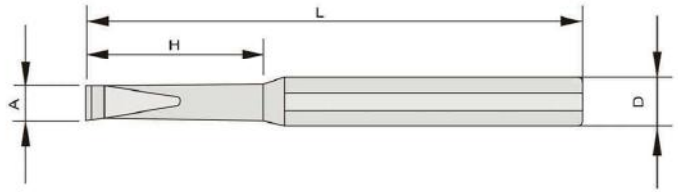

刀尖的标准配置 Standard configuration of tool tip
02=R0. 05
03/04=R0. 05

型号规格 specification	柄径 D	总长 L	大小 A	有效长 H	孔径 Hole diameter	螺丝-扳手 Screw Wrench T	刀片型号 Insert E
D4-2-6	04	50	1. 7	6	2. 0		
D4-3-10	04	50	2. 7	10	3. 0		
D4-4-15	04	50	3. 7	15	4. 0		

M型压板式 MTUNR 三角形60°

M Type Pressure Plate Type MTUNR Triangle 60°



刀尖的标准配置 Standard configuration of tool tip
TN1604=R0. 4

型号规格 specification	柄径 D	总长 L	刀深 B	大小 A	孔径 Hole diameter	螺丝-扳手 Screw Wrench T	刀片型号Insert E
C20R-MTUNR16	20	200	3. 0	23	25	M4-15	TN--1604
C25T-MTUNR16	25	300	4. 0	29	32		
C32U-MTUNR16	32	350	4. 0	36	39		
C40V-MTUNR16	40	400	5. 0	45	50		
C50V-MTUNR16	50	400	5. 0	55	60		
C60V-MTUNR16	60	400	5. 0	65	70		

M型压板式 MCLNR 菱形80°

M Type Pressure Plate Type MCLNR Rhombus 80°



刀尖的标准配置 Standard configuration of tool tip
CN12=R0. 4

型号规格 specification	柄径 D	总长 L	大小 A	刀深 B	孔径 Hole diameter	螺丝-扳手 Screw Wrench T	刀片型号Insert E
C25S-MCLNR12	25	250	29	4. 0	32	M4-15	CN--1204
C25T-MCLNR12	25	300	29	4. 0	32		
C32U-MCLNR12	32	350	36	4. 0	39		
C40V-MCLNR12	40	400	45	5. 0	50		
C50V-MCLNR12	50	400	55	5. 0	60		
C60V-MCLNR12	60	400	65	5. 0	70		

双面M型压板式 MWUNR 桃形80°

Double-sided M Type Pressure Plate Type MWUNR Peach Shape 80°



刀尖的标准配置 Standard configuration of tool tip
WN08/06=R0. 4

型号规格 specification	柄径 D	总长 L	刀深 B	大小 A	孔径 Hole diameter	螺丝-扳手 Screw Wrench T	刀片型号Insert E
C20R-MWUNR06	20	200	3. 0	23	25	M4-15	WN--0603
C25T-MWUNR08	25	300	4. 0	29	32		WN--0804
C32U-MWUNR08	32	350	4. 0	36	39		
C40V-MWUNR08	40	400	5. 0	45	50		
C50V-MWUNR08	50	400	5. 0	55	60		
C60V-MWUNR08	60	400	5. 0	65	70		

双面M型压板式 MDUNR 菱形 55°

Double-sided M Type Pressure Plate Type MDUNR Rhombus 55°

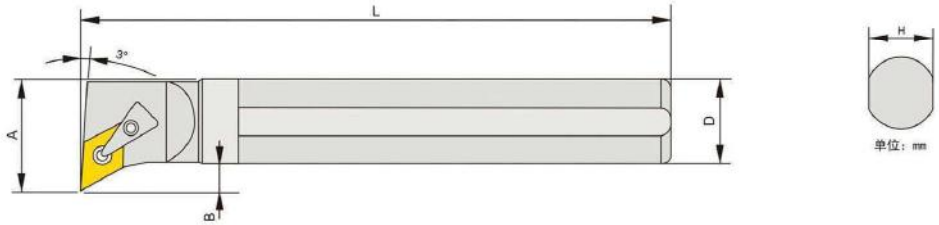

刀尖的标准配置 Standard configuration of tool tip
DN15=R0. 4

型号规格 specification	柄径 D	总长 L	大小 A	有效长 H	孔径 Hole diameter	螺丝-扳手 Screw Wrench T	刀片型号Insert E
C25T-MDUNR15	25	300	5. 0	30	32	M5-15	DN--1504
C32U-MDUNR15	32	350	6. 0	38	42		
C40V-MDUNR15	40	400	7. 0	47	52		
C50V-MDUNR15	50	400	7. 0	57	63		
C60V-MDUNR15	60	400	7. 0	67	73		

双面M型压板式 MVQNR 菱形35°

Double-sided M Type Pressure Plate Type MVQNR Rhombus 35°

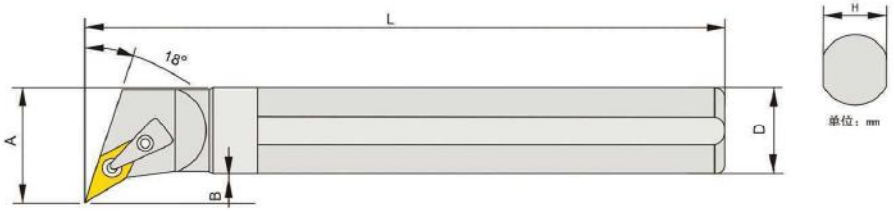

刀尖的标准配置 Standard configuration of tool tip
VN1604=R0. 4

型号规格 specification	柄径 D	总长 L	刀深 B	大小 A	孔径 Hole diameter	螺丝-扳手 Screw Wrench T	刀片型号Insert E
C25T-MVQNR16	25	300	7. 0	32	35	M4-15	VN--1604
C32U-MVQNR16	32	350	7. 0	39	42		
C40V-MVQNR16	40	400	8. 0	48	50		
C50V-MVQNR16	50	400	10	60	63		
C60V-MVQNR16	60	400	12	72	75		

双面M型压板式 MVQNR 菱形35°

Double-sided M Type Pressure Plate Type MVQNR Rhombus 35°



刀尖的标准配置 Standard configuration of tool tip
VN1604=R0. 4

型号规格 specification	柄径 D	总长 L	大小 A	刀深 B	孔径 Hole diameter	螺丝-扳手 Screw Wrench T	刀片型号Insert E
C25T-MVUNR16	25	300	7. 0	32	35	M4-15	VN--1604
C32U-MVUNR16	32	350	7. 0	39	42		
C40V-MVUNR16	40	400	8. 0	48	50		
C50V-MVUNR16	50	400	10	60	63		
C60V-MVUNR16	60	400	12	72	75		

双面M型压板式 MSCNR 正方形90°

Double-sided M Type Pressure Plate Type MSCNR Square 90°

刀尖的标准配置 Standard configuration of tool tip
SN12=R0. 4

型号规格 specification	柄径 D	总长 L	刀深 B	大小 A	孔径 Hole diameter	螺丝-扳手 Screw Wrench T	刀片型号Insert E
C25T-MSCNR12	25	300	4. 0	29	32	M4-15	SN--12
C32U-MSCNR12	32	350	4. 0	36	40		
C40V-MSCNR12	40	400	5. 0	45	50		
C50V-MSCNR12	50	400	5. 0	55	60		
C60V-MSCNR12	60	400	5. 0	65	70		

SROPR 圆形

SROPR Round Shape

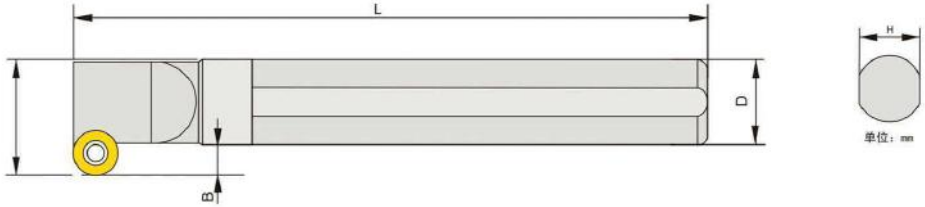

刀尖的标准配置 Standard configuration of tool tip
DN15=R0. 4

型号规格 specification	柄径 D	总长 L	大小 A	有效长 H	孔径 Hole diameter	螺丝-扳手 Screw Wrench T	刀片型号Insert E
C20S-SROPR08	20	250	4. 0	24	25	M3-T8	RP--0802
C25T-SROPR08	25	300	4. 0	29	32		
C25T-SROPR10	25	300	5. 0	30	32	M3. 5-T15	RP--1003
C32U-SROPR10	32	350	5. 0	37	40		
C40V-SROPR10	40	400	5. 0	45	49		
C50V-SROPR12	50	400	6. 0	56	60	M4-T15	RP--1204
C60V-SROPR12	60	400	6. 0	66	70		

短型抗震内孔刀杆

Short Type Shockproof Inner Hole Cutter Bar

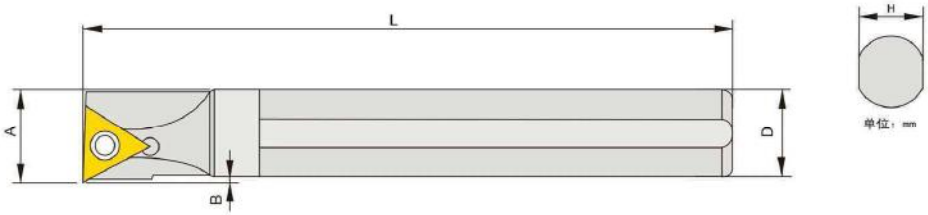

型号规格 specification	柄径 D	总长 L	大小 A	刀深 B	孔径 Hole diameter	螺丝-扳手 Screw Wrench T	刀片型号Insert E
C12M-SCLCR06	12	150	13	1.0	14	M2.5-T8	CCMT0602
C12M-SCLCR09	12	150	13	1.0	14	M3.5-T15	CCMT09T3
C12M-STUCR11	12	150	13	1.0	14	M2.5-T8	TCMT1102
C12M-STUPR11	12	150	13	1.0	14	M3-T8	TPGT1103
C16Q-SCLCR09	16	180	17	1.0	18	M3.5-T15	CCMT09T3
C18R-SCLCR09	18	200	19	1.0	20	M3.5-T15	CCMT09T3
C20R-SCLCR09	20	200	21	1.0	22	M3.5-T15	CCMT09T3
C20R-STUCR11	20	200	21	1.0	22	M2.5-T8	TCMT1102
C20R-STUPR11	20	200	21	1.0	22	M3-T8	TPGT1103
C25S-STUCR11	25	250	28	3.0	30	M2.5-T8	TCMT1102
C25S-STUPR11	25	250	28	3.0	30	M3-T8	TPGT1103
C25T-STUCR11	25	300	28	3.0	30	M2.5-T8	TCMT1102
C25T-STUPR11	25	300	28	3.0	30	M3-T8	TPGT1103

硬质合金抗震刀杆
Solid Carbide Anti-vibration Boring Bar
GRAND TOOLS BUILD IT SMARTER

内孔螺纹直柄刀杆

Internal Threaded Straight Shank Arbor

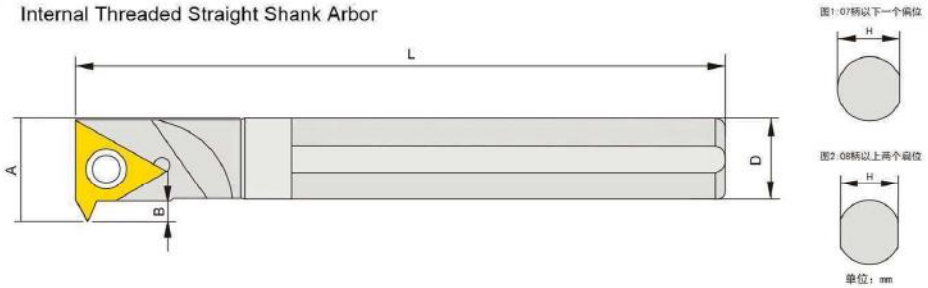

型号规格 specification	柄径 D	总长 L	扁位 H	刀深 B	大小 A	孔径 Hole diameter	螺丝-扳手 Screw Wrench T	刀片型号Insert E
CNR0005H-06	05	100	4.7	1.3	6.3	7.0	M2.0-T6	06IR
CNR0006J-06	06	110	5.7	1.3	7.3	8.0		
CNR0006J-08	06	110	5.7	1.8	7.8	8.5	M2.2-T7	08IR
CNR0007K-08	07	125	6.7	1.8	8.8	9.5		
CNR0008K-08	08	125	7.4	1.8	9.8	10.5		
CNR0008K-11	08	125	7.2	2.0	10	11	M2.5-T8	11IR
CNR0010K-11	10	125	9.2	2.0	12	13		
CNR0010M-11	10	150	9.2	2.0	12	13		
CNR0012M-11	12	150	11.2	2.0	14	15	M3.5-T15	16IR
CNR0012M-16	12	150	11.2	3.0	15	16	M2.5-T8	11IR
CNR0014Q-11	14	180	13.2	1.6	15.6	17	M3.5-T15	16IR
CNR0014Q-16	14	180	13.2	3.0	17	18		
CNR0016Q-16	16	180	15.2	3.0	19	20		
CNR0020R-16	20	200	18.2	3.0	23	24		
CNR0025S-16	25	250	24	4.0	29	31		
高速钢系列 High Speed Steel Series								
HNR0005G-06	05	90	4.7	1.3	6.3	07	M2.0-T6	06IR
HNR0006H-06	06	100	5.7	1.3	7.3	08		
HNR0006H-08	06	100	5.7	1.5	7.5	08	M2.2-T7	08IR
HNR0007H-08	07	100	6.7	1.5	8.5	09		
HNR0008J-08	08	110	7.2	1.5	9.5	10		
HNR0008J-11	08	110	7.2	1.6	9.6	10.5	M2.5-T8	11IR
HNR0012L-16	12	140	11	3.0	15	16	M3.5-T15	16IR
HNR0014M-11	14	150	13	1.6	15.8	17	M2.5-T8	11IR
HNR0014M-16	14	150	13	3.0	17	18	M3.5-T15	16IR
HNR0016Q-16	16	180	15	3.0	19	20		
HNR0020R-16	20	200	19	3.0	23	24		
HNR0025S-16	25	250	24	3.0	28	30		

平底铣刀 Square
长颈平底铣刀 Long Neck Square
球头铣刀 Ball
长颈球头铣刀 Long Neck Ball
圆鼻铣刀 Radius
长颈圆鼻铣刀 Long Neck Radius
螺纹铣刀 Thread Milling
钻头 Drilling
螺纹刀头 Thread Cutter Head
抗震刀杆 Anti-vibration Holder
刀粒 Carbide Inserts

SCLCR 菱形 80°
SCLCR Rhombus 80°

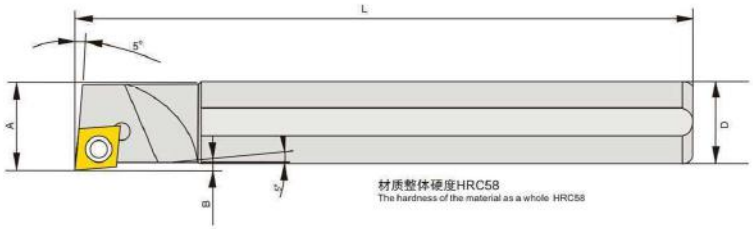

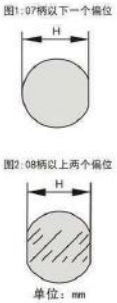

刀尖的标准配置 Standard configuration of tool tip
CC03/CC04=R0. 2
CC06/CC09=R0. 4
CC12=R0. 8

注意：由于刀杆硬度较高，刀片位于不受冲击力，在加工盲孔不当时，主切刃大面积接触会发生刀头崩裂现象。
Note: Due to the high hardness of the cutter bar, the blade is not subject to impact. When the blind hole is processed improperly, the main cutting edge will contact with a large area and the cutter head will crack.

型号规格 specification	柄径 D	总长 L	大小 A	刀深 B	孔径 Hole diameter	螺丝-扳手 Screw Wrench T	刀片型号 Insert E
H04F-SCLCR03	04	80	4. 5	0. 5	4. 8	M1. 6-T6	CC--03S1
H05G-SCLCR03	05	90	5. 5	0. 5	5. 8		
H06H-SCLCR03	06	100	6. 5	0. 5	6. 8		
H05G-SCLCR04	05	90	5. 5	0. 5	5. 8	M2. 0-T6	CC--04T0
H06H-SCLCR04	06	100	6. 5	0. 5	6. 8		
H07H-SCLCR04	07	100	7. 5	0. 5	7. 8		
H08J-SCLCR04	08	110	8. 5	0. 5	8. 8		
H07H-SCLCR06	07	100	7. 7	0. 7	8. 5	M2. 5-T8	CC--0602
H06H-SCLCR06	06	100	7. 5	1. 5	8. 5		
H08J-SCLCR06	08	110	8. 7	0. 7	9. 5		
H10K-SCLCR06	10	125	11	1. 0	12		
H12L-SCLCR06	12	140	13	1. 0	14		
H12L-SCLCR09	12	140	13. 5	1. 5	15	M3. 5-T15	CC--09T3
H14M-SCLCR06	14	150	15	1. 0	16	M2. 5-T8	CC--0602
H16Q-SCLCR06	16	180	17	1. 0	18		
H14M-SCLCR09	14	150	15	1. 0	16	M3. 5-T15	CC--09T3
H16Q-SCLCR09	16	180	17	1. 0	18		
H18R-SCLCR09	18	200	19	1. 0	20	M4. 0-T15	
H20R-SCLCR09	20	200	21	1. 0	22		
H25S-SCLCR09	25	250	27	2. 0	29		
H32T-SCLCR09	32	300	34	2. 0	36		
H40U-SCLCR12	40	350	44	4. 0	48	M5. 0-T20	CC--1204

SDWCR 菱形 55°
SDWCR Rhombus 55°

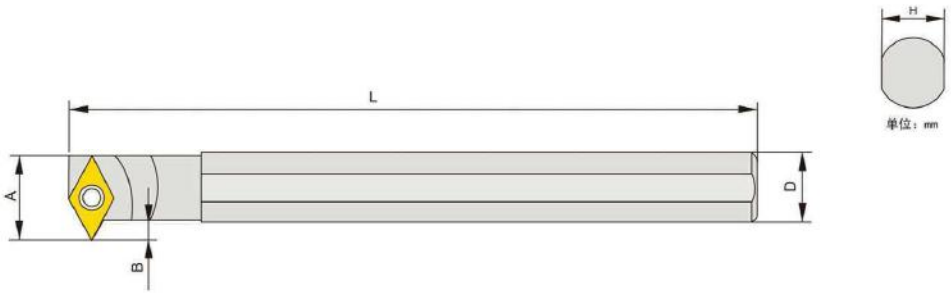

型号规格 specification	柄径 D	总长 L	大小 A	刀深 B	孔径 Hole diameter	螺丝-扳手 Screw Wrench T	刀片型号 Insert E
H12L-SDWCR07-B1. 5	12	140	13. 5	1. 5	15	M2. 5-T8	DCMT0702
H14M-SDWCR07-B1. 5	14	150	15. 5	1. 5	17		
H16Q-SDWCR07-B1. 5	16	180	17. 5	1. 5	19		
H18R-SDWCR07-B1. 5	18	200	19. 5	1. 5	21		
H20R-SDWCR07-B1. 5	20	200	21. 5	1. 5	23		

STWBR/CR 三角形 60°
STWBR/CR Triangle 60°

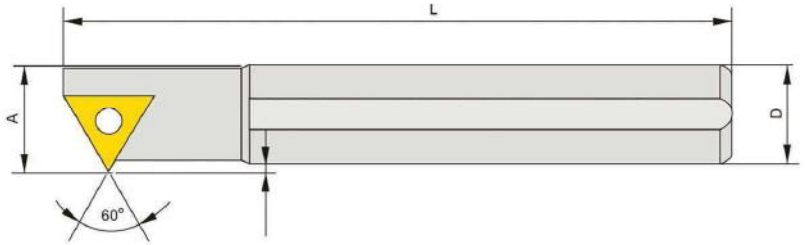

刀尖的标准配置 Standard configuration of tool tip
TB06=R0. 2

型号规格 specification	柄径 D	总长 L	大小 A	刀深 B	孔径 Hole diameter	螺丝-扳手 Screw Wrench T	刀片型号 Insert E
H06H-STWBR06	06	100	7. 0	1. 0	7. 5	M2. 0-T6	TBGT0601
H08J-STWCR09	08	110	9. 5	1. 5	10	M2. 2-T7	TCMT0902
H10K-STWCR11	10	125	11. 5	1. 5	12	M2. 5-T8	TCMT1102
H12L-STWCR11	12	140	13. 5	1. 5	14		
H14M-STWCR11	14	150	15. 5	1. 5	16		
H16Q-STWCR11	16	180	17. 5	1. 5	18		

SDUCR 菱形 55°
SDUCR Rhombus 55°

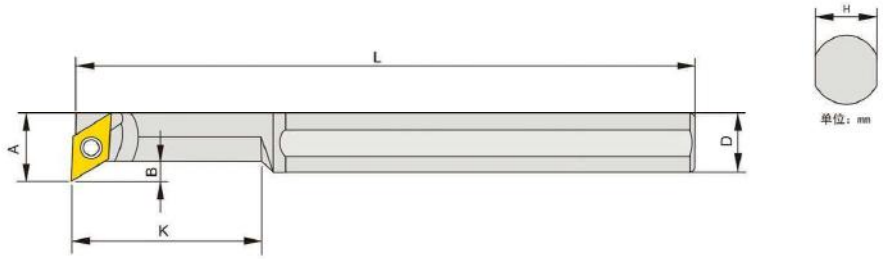

型号规格 specification	柄径 D	总长 L	大小 A	刀深 B	径长 K	孔径 Hole diameter	螺丝-扳手 Screw Wrench T	刀片型号Insert E
H10K-SDUCR07-X32	10	125	11	3.0	32	12	M2.5-T8	DCMT0702
H12L-SDUCR07-X40	12	140	13	3.0	40	14		
H14M-SDUCR07-X48	14	150	15	3.0	48	16		
H16Q-SDUCR07-X56	16	180	17	3.0	56	18		
H18Q-SDUCR07-X64	18	180	19	3.0	64	20		
H20R-SDUCR07-X72	20	200	21	3.0	72	22		

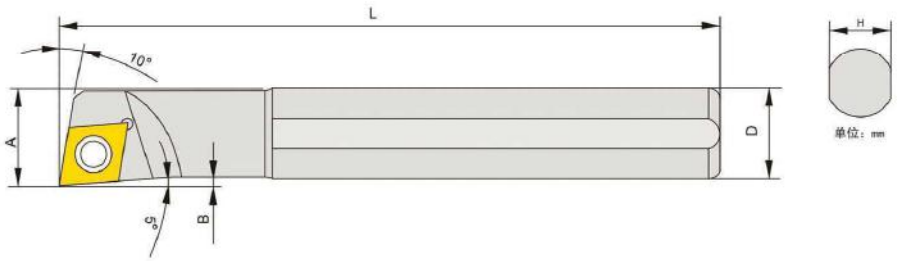

刀尖的标准配置 Standard configuration of tool tip
CE04=R0.2

型号规格 specification	柄径 D	总长 L	大小 A	刀深 B	孔径 Hole diameter	螺丝-扳手 Screw Wrench T	刀片型号Insert E
H05G-SEXPR04	05	90	6.5	0.5	06	M2.0-T6	EP--0401
H06H-SEXPR04	06	100	7.5	0.5	07		
H07H-SEXPR04	07	100	8.5	0.5	08		

SCKCR 菱形 80°
SCKCR Rhombus 80°

刀尖的标准配置 Standard configuration of tool tip
CC06/0CC09=R0.4

型号规格 specification	柄径 D	总长 L	大小 A	刀深 B	孔径 Hole diameter	螺丝-扳手 Screw Wrench T	刀片型号Insert E
H08J-SCKCR06	08	110	09	1.0	10	M2.5-T8	CC--0602
H10K-SCKCR06	10	125	11	1.0	12		
H12L-SCKCR06	12	140	13	1.0	14		
H14M-SCKCR09	14	150	15	1.0	16	M3.5-T15	CC--09T3
H16Q-SCKCR09	16	180	17	1.0	18		
H20R-SCKCR09	20	200	21	1.0	22	M4.0-T15	CC--09T3
H25S-SCKCR09	25	250	26	1.0	27		

以下型号使用刀片为正方形系列
The Following Models Use Inserts As Square Series

型号规格 specification	柄径 D	总长 L	大小 A	刀深 B	孔径 Hole diameter	螺丝-扳手 Screw Wrench T	刀片型号Insert E
H08J-SSKCR06	08	110	09	1.0	10	M2.5-T8	SC--0602
H10K-SSKCR06	10	125	11	1.0	12		
H12L-SSKCR09	12	140	13	1.0	14	M3.5-T15	SC--09T3
H14M-SSKCR09	14	150	15	1.0	16		
H16Q-SSKCR09	16	180	17	1.0	18		
H20R-SSKCR09	20	200	21	1.0	22	M4.0-T15	
H25S-SSKCR09	25	250	26	1.0	27		

SDXCR 菱形 55°
SDXCR Rhombus 55°



刀尖的标准配置 Standard configuration of tool tip
DC07=R0. 4
DC11=R0. 4

型号规格 specification	柄径 D	总长 L	大小 A	刀深 B	孔径 Hole diameter	螺丝-扳手 Screw Wrench T	刀片型号Insert E
H08J-SDXCR07	08	110	09	1. 0	10	M2. 5-T8	DC--0702
H10K-SDXCR07	10	125	11	1. 0	12		
H12L-SDXCR07	12	140	13	1. 0	14		
H14M-SDXCR07	14	150	15	1. 0	16		
H16Q-SDXCR07	16	180	17	1. 0	18		
H20R-SDXCR11	20	200	21	1. 0	22	M4. 0-T15	DC--11T3
H25S-SDXCR11	25	250	26	1. 0	28		

SVJCR 菱形 35°
SVJCR Rhombus 35°

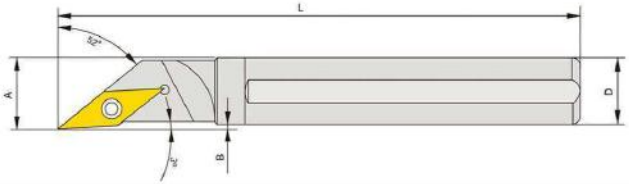

刀尖的标准配置 Standard configuration of tool tip
VC=R0. 4

型号规格 specification	柄径 D	总长 L	大小 A	刀深 B	孔径 Hole diameter	螺丝-扳手 Screw Wrench T	刀片型号Insert E
H08J-SVJCR08	06	100	7. 0	1. 0	7. 5	M2. 0-T6	TBGT0601
H10K-SVJCR11	08	110	9. 5	1. 5	10	M2. 2-T7	TCMT0902
H12L-SVJCR11	10	125	11. 5	1. 5	12	M2. 5-T8	DCMT0702
H14M-SVJCR11	12	140	13. 5	1. 5	14		
H16Q-SVJCR11	14	150	15. 5	1. 5	16		
H20R-SVJCR11	16	180	17. 5	1. 5	18		

全新的设计理念
Brand New Design Concept



1、抗震性能良好，
2、刀杆强度极高，
3、排削能力极好，
4、切削稳定性好。

1. Good seismic performance,
2. The strength of the cutter bar is extremely high,
3. Excellent cutting ability,
4. Good cutting stability.

硬质合金抗震内孔刀杆

Solid Carbide Anti-ibration Boring Bar

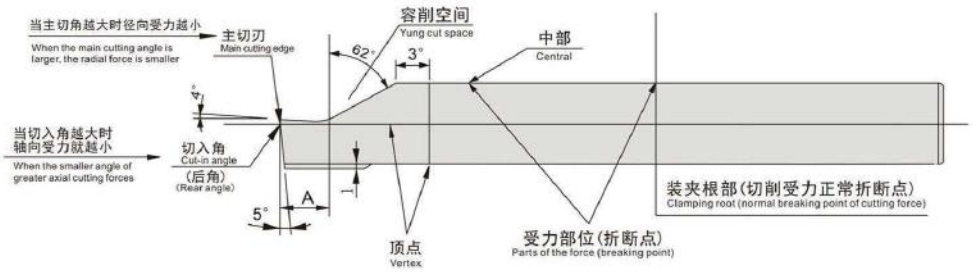

正常切削受力过大时不发生非受力顶点折断。

Unstressed vertex break does not occur during normal cutting excessive force.

各削状的排削示意图

Schematic Diagram Of Each Cut Shape

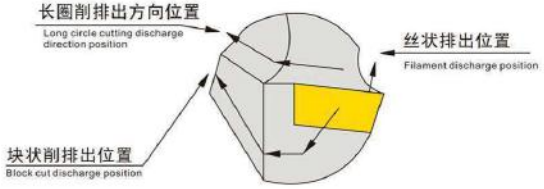

排出切削形状的方向取决于刀片的型号和被加工的材质

The direction in which the cutting shape is discharged depends on the model of the insert and the material being processed

刀杆的震动图解以及使用方法

Vibration Diagram Of the Tool Holde And How To Use It

对于不同的刀架形式，装刀的方法也有所不同，如转塔式刀架排刀式的装刀位是有内孔也座的，装刀时对好螺丝即可。而对于平面机床即厂家没有预装内孔刀座的，那么我们要安装内孔刀就要一定的技术要求了。最基本的一点就是刀杆中心对切削孔中心，理论方法在下图作出解释。

For different types of tool holders, the method of installing the insert is also different. For example, the tool holder of the turret type tool holder has an inner hole and a seat, and the screws can be properly installed when installing the insert. For plane machine tools, that is, if the manufacturer does not pre-install the inner hole tool holder, then we need to install the inner hole toolCertain technical requirements. The most basic point is that the center of the tool bar is to the center of the cutting hole. The theoretical method is explained in the figure below.

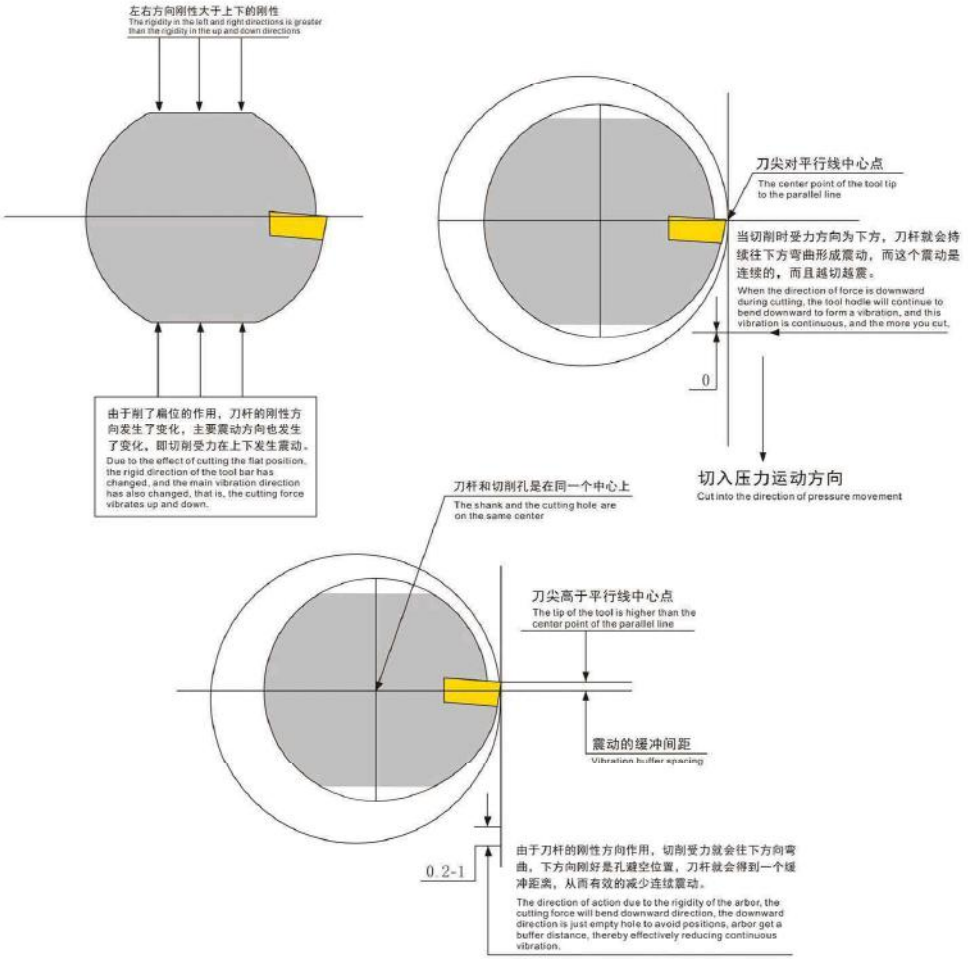

怎样选用镗孔切削刀杆

How To Choose A Boring Tool Holde

每一款型号的镗孔刀杆都代表了安装不同的刀片或不同的角度，正确的选择能降低加工的成本。特别注意：刀杆为左刀时应选用右向刀片，刀杆为右刀时应选用左向刀片。

Each type of boring tool bar represents the installation of different inserts or different angles, the correct choice can reduce the cost of processing. Special attention: the right insert should be used when the insert shaft is a left insert, and the left blade should be used when the insert shaft is a right insert

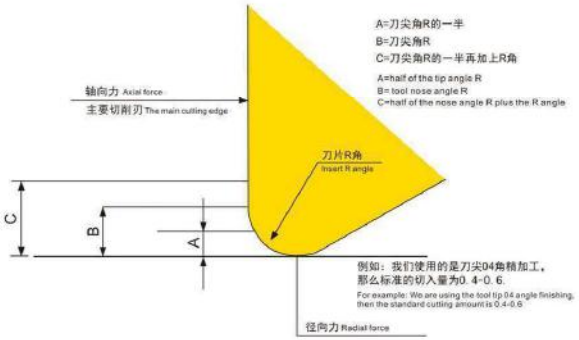

A：当切入量为A时(约刀尖半径的一半)，就产生了径向力，当切削走刀时刀具就会向相反的方向移动(让刀)，加工出的表面就有扎刀和不平滑现象，更严重的后果就是刀杆直接断裂。

B：当切入量为B时(约刀尖的半径)，切削时轴向力和径向力产生了平行的作用，故而加工的表面得到较稳定的尺寸和精度。

C：当切入量为C时(大于刀尖的半径)，切削轴向力大于径向力，这种切入量同样得到稳定的切削，但不能过大，过大同样会造成刀杆的断裂。

A: When the cutting amount is A (about half of the radius of the tool nose), radial force is generated, and the tool will move in the opposite direction (to Let the knife) when cutting, and the machined surface will have a knife And the uneven phenomenon, the more serious consequence is the direct fracture of the tool bar.

B: When the cutting amount is B (approximately the radius of the tool tip), the axial force and the radial force have a parallel effect during cutting, so the machined surface obtains a relatively stable size and accuracy.

C: When the cutting amount is C (larger than the radius of the tool tip), the cutting axial force is greater than the radial force. This cutting Amount also obtains stable cutting, but it cannot be too large, and too large will also cause the tool bar to break.

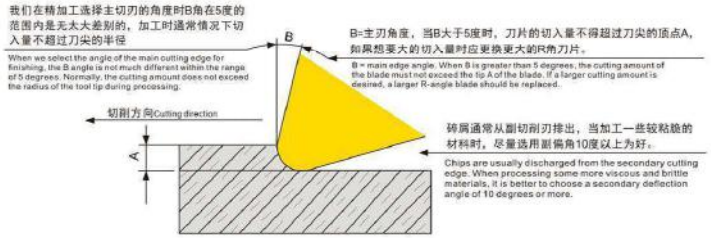

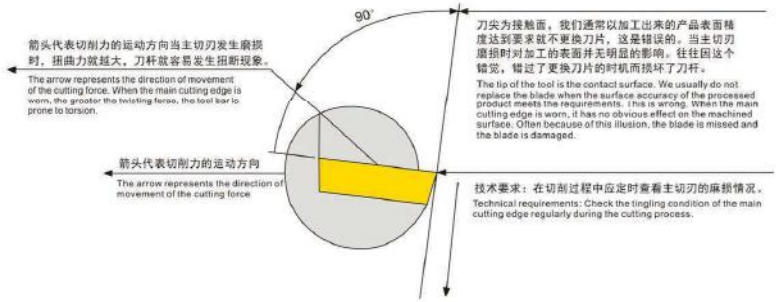

硬质合金刀粒

CARBIDE INSERTS

普通车削刀粒
Ordinary Turning Inserts

钢件车削槽型特点
Steel turning tool groove characteristics

GT

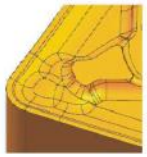

- 用于精加工、半精加工的断屑槽；
- 刀尖刃口兼顾锋利性和强度；
- 变前角设计结合球形断屑槽能够适应更宽的加工范围；
- 良好的排屑性能，通用性很强。

Chipbreaker for finishing and semi-finishing;
Both tip edge sharpness and strength;
Variable rake angle design combined with spherical chip breaker can adapt to a wider processing range;
Good chip removal performance and strong versatility.

MT

- 断屑槽切削棱+6° 前角与前刀面形成大圆弧平滑过渡设计，切屑流畅；
- 刃口强度好，通用性强；
- 推荐切削参数：ap:1.00~5.00，fn:0.20~0.50

Chipbreaker cutting edge rake angle of + 6 ° and the rake face is formed a smooth transition large arc design, smooth chip;
Good cutting edge strength and strong versatility;
Recommended cutting parameters: ap: 1.00~5.00, fn: 0.20~0.50

R/L-M槽型



- 轻切削半精加工中切削轻快，切削平稳，用于钢性较差的中低速场合；
- 在断续、粗加工中提高了刃口安全性和可靠性；
- 断屑流畅，通用性强；
- 推荐切削参数：ap:1.00~4.00，fn:0.20-0.50

Light cutting and semi-finishing cutting are light and fast, cutting smoothly, used in low and medium speed occasions with poor rigidity;
Improved the safety and reliability of the cutting edge during intermittent and rough machining;
Smooth chip breaking and strong versatility;
Recommended cutting parameters: ap: 1.00~4.00, fn: 0.20-0.50

不锈钢车削槽型特点
Features Of Stainless Steel Turning Groove

BF

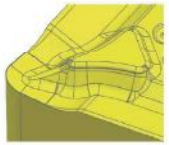

- 用于精加工、半精加工的断屑槽；
- 锋利的切削刃，更小的切削阻力；
- 小切深时也有良好的切屑处理能力；
- 刃口微处理技术，减少了积屑瘤的产生。

Chipbreaker for finishing and semi-finishing;
Sharp cutting edge, smaller cutting resistance;
Good chip handling ability even at small cutting depths;
The cutting edge micro-processing technology reduces the generation of built-up edge.

BM

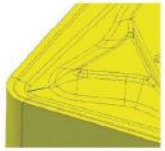

- 用于半精加工、粗加工的断屑槽型；
- 刀尖刃口兼具锋利性和强度，能够适应更宽的加工范围；
- 良好的排屑性能，更低的切削阻力。

For semi-finishing, roughing chipbreaker geometry;
Both tip edge sharpness and strength to accommodate broader processing;
Good chip removal performance, lower cutting resistance.

不锈钢车削槽型特点
Features Of Stainless Steel Turning Groove

R/L-S槽型

- M类材料粗、半精加工槽型，双面断屑槽，刃口锋利，断屑槽较宽；
- 适合不锈钢、软钢、难加工材料等粘软材料在较低线速度下的使用；
- 推荐参数：ap:0.8~4.5，fn:0.15~0.35

Rough and semi-finished geometries of M-type materials, double-sided chipbreakers, sharp cutting edges and wide chipbreakers;
Suitable for the use of viscous and soft materials such as stainless steel, mild steel, and difficult-to-process materials at lower linear speeds;
Recommended parameters: ap: 0.8~4.5, fn: 0.15~0.35

MA

- M类材料粗、半精加工槽型，双面断屑槽，针对不锈钢、钢、铸铁等；
- 材料都有很轻的通用性；刃口强度较好，能胜任一般的冲击场合加工；
- 推荐参数：ap:0.50~4.00，fn:0.20~0.50

Rough and semi-finished geometries of M-type materials, double-sided chipbreakers, for stainless steel, steel, cast iron, etc.;
The materials have very light versatility; the strength of the cutting edge is good, and it is capable of processing in general impact occasions;
Recommended parameters: ap: 0.50~4.00, fn: 0.20~0.50

MS

- M类材料通用槽型，双面断屑槽，通用槽型；
- 针对不锈钢、软钢，难加工材料有很强通用性的全周槽型，
- 刃口锋利，轻削轻快，能胜任较低速度下的粗精加工；
- 推荐参数：ap:0.20~4.00，fn:0.15-0.40

M-type material general geometry, double-sided chipbreaker, general geometry;
For stainless steel, mild steel, difficult to machine materials has a strong general groove of the entire circumference;
Sharp edge, a light cut light, capable of performing rough finishing at a lower speed;
Recommended parameters: ap: 0.20~4.00, fn: 0.15~0.40

MV

- 0. 1mm正棱与大前角组合，刃口更锋利，球形断屑台，断屑更好；
- 适合钢、不锈钢等材料的通用车削；
- 推荐参数：ap:0.1~2.0，fn:0.06~2.0

0. 1mm large positive rake angle prism combination, sharper edge, spherical breaker units, better breaker;
Suitable for general turning of steel, stainless steel and other materials;
Recommended parameters: ap: 0.1~2.0, fn: 0.06~2.0

无代号

- 0. 1mm宽平棱与大前角组合，兼顾刃口强度及锋利性，适合钢、不锈钢、铸铁等材料的通用加工；
- 推荐参数：ap:0.2~2.0，fn:0.08~2.0

The combination of 0.1mm wide flat edge and large rake angle, taking into account the strength and sharpness of the cutting edge, is suitable for general processing of steel, stainless steel, cast iron and other materials;
Recommended parameters: ap: 0.2~2.0, fn: 0.08~2.0

硬质合金刀粒 Cemented Carbide Inserts | GRAND TOOLS BUILD IT SMARTER

硬质合金刀粒牌号说明
Carbide Inserts Grade Description

车削刀粒
Turning Inserts

牌 号 Model name	应用推荐 Model Features
YZP1115	用于稳定车削环境，追求高耐磨场合；加工普通钢，冷却较好时，线速度可达350m/min以上。 It is used to stabilize the turning environment and pursue high wear resistance; when processing ordinary steel, when the cooling is good, the linear speed can reach more than 350m/min.
YZP1125	针对一般钢材车削最通用的首选牌号，从精加工到粗加工，从低速到高速都具备很强的综合性能，也能胜任一般的断续车削。 The most common preferred grade for general steel turning, it has strong comprehensive performance from finishing to roughing, from low speed to high speed, and is also capable of general interrupted turning.
YZP1135	针对一般钢材料高速度条件下的切槽和切断车削。 Grooving and parting turning for general steel materials at high speeds.
YZP1145	针对一般钢材料高速度条件下的切槽和切断车削，属于升级牌号，稳定性更佳。 For general steel material grooving and cutting under high speed conditions, it is an upgraded grade with better stability.
YZK3115	车削灰铁与球铁的首选牌号，综合性能好，也适合一般的断续加工。可用于淬硬钢与高强度钢的较低速度粗车削场合。 The first choice for turning gray iron and ductile iron, with good overall performance and suitable for general intermittent machining. Can be used for low speed rough turning of hardened and high strength steels.
YZK3125	车削灰铁与球铁的首选牌号，综合性能好，也适合一般的断续加工。可用于淬硬钢与高强度钢的较低速度粗车削场合。 The first choice for turning gray iron and ductile iron, with good overall performance and suitable for general intermittent machining. Can be used for low speed rough turning of hardened and high strength steels.
YZM2025	不锈钢车削专用牌号。 Special grade for stainless steel turning
YZK01	用于铝、铜等有色金属材料、石墨、铸铁的车、铣加工，也可以用于钛合金、高温合金的低速车削。 It is used for turning and milling of non-ferrous metal materials such as aluminum and copper, graphite and cast iron, and can also be used for low-speed turning of titanium alloys and superalloys.

铣削刀粒
Milling Inserts

牌 号 Model name	应用推荐 Model Features
YZ7015	钢件、铸件、不锈钢软硬通用款，对S136H, 718, NAK80, 难加工料耐磨，HRC50以内通用。 Steel parts, castings, stainless steel soft and hard universal models, wear-resistant to S136H, 718, NAK80, difficult-to-machine materials, and universal within HRC50.
YZ7020	用于钢、不锈钢、铸铁等各类材料的通用铣削，特别是在钢HRC30~50范围内性能优异。 It is used for general milling of various materials such as steel, stainless steel, cast iron, etc. It has excellent performance especially in the range of steel HRC30~50.
YZ7023	适合加工钢、不锈钢、铸铁等材质，HRC42 以下，45 钢、A3 等软钢加工表现突出。 Suitable for processing steel, stainless steel, cast iron and other materials, HRC42 below, 45 steel, A3 and other mild steel processing performance is outstanding.
YZ7025	专用不锈钢加工，对高温合金、钛合金加工有一定的优势。 Special stainless steel processing has certain advantages for processing high temperature alloys and titanium alloys.
YZ7030	适合加工钢件，及带一点粘性的材料，基材硬，耐磨度高。 It is suitable for processing steel parts and materials with a little stickiness. The base material is hard and the wear resistance is high.
YZM2135	适合不锈钢较高速度下的高效粗加工。 For efficient roughing of stainless steel at higher speeds.

负角车削刀片
Negative Angle Turning Inserts

CN□□

菱形80° 有孔 Rhombus 80° With holes

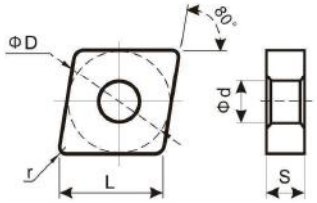

形状 Shape	规格 Specification	尺寸 Size					CVD涂层 CVD Coating						PVD涂层 PVD Coating						无涂层 Uncoated	切削参数 Cutting parameters	
		L	IC	S	φd	Re	YZP1115	YZP1125	YZP1135	YZP1145	YZK3125	YZK3135	YZM2135	YZ7010	YZ7020	YZ7031	YZ7015	YZ7025	YZM2025	YZK01	切深 ap(mm)	进给 fn(mm/r)
	CNMG120404-MT	12.9	12.7	4.76	5.16	0.4	●	●													0.80-5.00	0.15-0.25
	CNMG120408-MT	12.9	12.7	4.76	5.16	0.8	●	●													1.00-5.00	0.2-0.4
	CNMG120412-MT	12.9	12.7	4.76	5.16	1.2	●	●													1.00-5.00	0.25-0.5
	CNMG120404R-M	12.9	12.7	4.76	5.16	0.4	●	●													0.80-5.00	0.2-0.5
	CNMG120408R-M	12.9	12.7	4.76	5.16	0.8	●	●													1.00-5.00	0.25-0.5
	CNMG120404L-M	12.9	12.7	4.76	5.16	0.4	●	●													0.80-5.00	0.2-0.5
	CNMG120408L-M	12.9	12.7	4.76	5.16	0.8	●	●													1.00-5.00	0.25-0.5
	CNMG120404-GT	12.9	12.7	4.76	5.16	0.4	●	●													0.80-5.00	0.2-0.25
	CNMG120408-GT	12.9	12.7	4.76	5.16	0.8	●	●													1.00-5.00	0.2-0.4
	CNMG120412-GT	12.9	12.7	4.76	5.16	1.2	●	●													1.00-5.00	0.2-0.5
	CNMG120404	12.9	12.7	4.76	5.16	0.4					●										1.00-4.50	0.15-0.25
	CNMG120408	12.9	12.7	4.76	5.16	0.8					●										1.00-4.50	0.15-0.4
	CNMG120412	12.9	12.7	4.76	5.16	1.2					●										1.00-4.50	0.15-0.55
	CNMG120416	12.9	12.7	4.76	5.16	1.6					●										1.00-4.50	0.15-0.6
	CNMG160608	16.1	15.875	6.35	6.35	0.8					●										2.00-6.00	0.15-0.4
	CNMG160612	16.1	15.875	6.35	6.35	1.2					●										2.00-6.00	0.15-0.55
	CNMG160616	16.1	15.875	6.35	6.35	1.6					●										2.00-6.00	0.15-0.7
	CNMG190612	19.3	19.05	6.35	7.94	1.2					●										3.00-8.00	0.15-0.55
	CNMG190616	19.3	19.05	6.35	7.94	1.6					●										3.00-8.00	0.15-0.8
	CNMG120408-GH	12.9	12.7	4.76	5.16	0.8					●										1.00-4.50	0.15-0.4
	CNMG120412-GH	12.9	12.7	4.76	5.16	1.2					●										1.00-4.50	0.15-0.55

负角车削刀片
Negative Angle Turning Inserts

CN□□

菱形80° 有孔 Rhombus 80° With holes

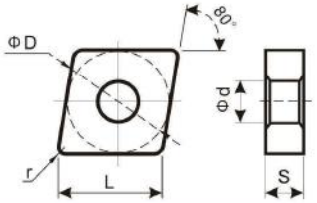

形状 Shape	规格 Specification	尺寸 Size					CVD涂层 CVD Coating						PVD涂层 PVD Coating						无涂层 Uncoated	切削参数 Cutting parameters	
		L	IC	S	φd	Re	YZP1115	YZP1125	YZP1135	YZP1145	YZK3125	YZK3135	YZM2135	YZ7010	YZ7020	YZ7031	YZ7015	YZ7025	YZM2025	YZK01	切深 ap(mm)	进给 fn(mm/r)
	CNMG120404-BF	12.9	12.7	4.76	5.16	0.4		●	●												0.10-2.00	0.08-0.18
	CNMG120408-BF	12.9	12.7	4.76	5.16	0.8		●	●												0.10-2.00	0.08-0.18
	CNMG120404-BM	12.9	12.7	4.76	5.16	0.4							●					●			0.40-5.50	0.10-0.25
	CNMG120408-BM	12.9	12.7	4.76	5.16	0.8							●					●			0.50-5.50	0.10-0.40
	CNMG120412-BM	12.9	12.7	4.76	5.16	1.2							●					●			0.80-5.50	0.10-0.55
	CNMG120408-GR	12.9	12.7	4.76	5.16	0.8			●												2.0-6.50	0.28-0.50
	CNMG120412-GR	12.9	12.7	4.76	5.16	1.2			●												2.0-6.50	0.28-0.63
	CNMG190608-GR	19.3	19.05	6.35	7.94	0.8			●												2.0-8.00	0.30-0.60
	CNMG190612-GR	19.3	19.05	6.35	7.94	1.2			●												2.0-8.00	0.40-0.80
	CNMG120404-GF	12.9	12.7	4.76	5.16	0.4		●	●												0.15-2.00	0.08-0.18
	CNMG120408-GF	12.9	12.7	4.76	5.16	0.8		●	●												0.25-2.00	0.08-0.25
	CNMG120404-GM	12.9	12.7	4.76	5.16	0.4	●	●													0.50-4.00	0.10-0.25
	CNMG120408-GM	12.9	12.7	4.76	5.16	0.8	●	●													0.50-5.00	0.10-0.40
	CNMG120412-GM	12.9	12.7	4.76	5.16	1.2	●	●													0.50-4.00	0.10-0.25
	CNMG160608-GM	16.1	15.875	6.35	6.35	0.8	●	●													0.50-5.00	0.10-0.40
	CNMG160612-GM	16.1	15.875	6.35	6.35	1.2	●	●													0.50-5.00	0.10-0.40
	CNMG120408-BR	12.9	12.7	4.76	5.16	0.8							●					●	●		0.50-4.00	0.10-0.25
	CNMG120412-BR	12.9	12.7	4.76	5.16	1.2							●					●	●		0.50-5.00	0.10-0.40
	CNMG160612-BR	19.3	19.05	6.35	7.94	1.6							●					●	●		0.50-5.00	0.10-0.40

负角车削刀片
Negative Angle Turning Inserts

CN□□

菱形80° 有孔 Rhombus 80° With holes

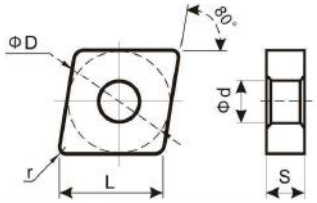

形状 Shape	规格 Specification	尺寸 Size					CVD涂层 CVD Coating						PVD涂层 PVD Coating					无涂层 Uncoated	切削参数 Cutting parameters	
		L	IC	S	Φd	Re	YZP1115	YZP1125	YZP1135	YZP1145	YZK3125	YZK3135	YZM2135	YZ7010	YZ7020	YZ7031	YZ7015	YZ7025	YZM2025	YZK01	切深 ap(mm)	进给 fn(mm/r)
	CNMA120404	12.9	12.7	4.76	5.16	0.4					●										1.00-4.50	0.15-0.25
	CNMA120408	12.9	12.7	4.76	5.16	0.8					●										1.00-4.50	0.15-0.40
	CNMA120412	12.9	12.7	4.76	5.16	1.2					●										1.00-4.50	0.15-0.55
	CNMA120416	12.9	12.7	4.76	5.16	1.6					●										1.00-4.50	0.15-0.60
	CNMA160608	16.1	15.875	6.35	6.35	0.8					●										2.00-6.00	0.15-0.40
	CNMA160612	16.1	15.875	6.35	6.35	1.2					●										2.00-6.00	0.15-0.55
	CNMA160616	16.1	15.875	6.35	6.35	1.6					●										2.00-6.00	0.15-0.70
	CNMA190612	19.3	19.05	6.35	7.94	1.2					●										3.00-8.00	0.15-0.55
	CNMA190616	19.3	19.05	6.35	7.94	1.6					●										3.00-8.00	0.15-0.80
	CNMG120404	12.9	12.7	4.76	5.16	0.4					●										1.00-4.50	0.15-0.25
	CNMG120408	12.9	12.7	4.76	5.16	0.8					●										1.00-4.50	0.15-0.40
	CNMG120412	12.9	12.7	4.76	5.16	1.2					●										1.00-4.50	0.15-0.55
	CNMG120416	12.9	12.7	4.76	5.16	1.6					●										1.00-4.50	0.15-0.60
	CNMG160608	16.1	15.875	6.35	6.35	0.8					●										2.00-6.00	0.15-0.40
	CNMG160612	16.1	15.875	6.35	6.35	1.2					●										2.00-6.00	0.15-0.55
	CNMG160616	16.1	15.875	6.35	6.35	1.6					●										2.00-6.00	0.15-0.70
	CNMG190612	19.3	19.05	6.35	7.94	1.2					●										3.00-8.00	0.15-0.55
	CNMG190616	19.3	19.05	6.35	7.94	1.6					●										3.00-8.00	0.15-0.80

负角车削刀片
Negative Angle Turning Inserts

DN□□

菱形55° 有孔 Rhombus 55° With holes

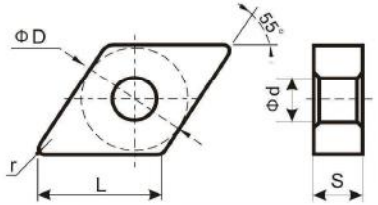

形状 Shape	规格 Specification	尺寸 Size					CVD涂层 CVD Coating						PVD涂层 PVD Coating					无涂层 Uncoated	切削参数 Cutting parameters	
		L	IC	S	Φd	Re	YZP1115	YZP1125	YZP1135	YZP1145	YZK3125	YZK3135	YZM2135	YZ7010	YZ7020	YZ7031	YZ7015	YZ7025	YZM2025	YZK01	切深 ap(mm)	进给 fn(mm/r)
	DNMG150604-GT	15.5	12.7	6.35	5.16	0.4	●	●													0.80-5.00	0.20-0.25
	DNMG150608-GT	15.5	12.7	6.35	5.16	0.8	●	●													1.00-5.00	0.20-0.40
	DNMG150612-GT	15.5	12.7	6.35	5.16	1.2	●	●													1.00-5.00	0.20-0.50
	DNMG150404-GT	15.5	12.7	4.76	5.16	0.4	●	●													0.80-4.00	0.20-0.25
	DNMG150408-GT	15.5	12.7	4.76	5.16	0.8	●	●													1.00-4.00	0.20-0.40
	DNMG150412-GT	15.5	12.7	4.76	5.16	1.2	●	●													1.00-4.00	0.20-0.50
	DNMG150404-MT	15.5	12.7	4.76	5.16	0.4	●	●													0.80-4.00	0.20-0.25
	DNMG150408-MT	15.5	12.7	4.76	5.16	0.4	●	●													1.00-4.00	0.20-0.40
	DNMG150412-MT	15.5	12.7	4.76	5.16	1.2	●	●													1.00-4.00	0.20-0.50
	DNMG150604-MT	15.5	12.7	6.35	5.16	0.4	●	●													0.80-5.00	0.20-0.25
	DNMG150608-MT	15.5	12.7	6.35	5.16	0.8	●	●													1.00-5.00	0.20-0.40
	DNMG150612-MT	15.5	12.7	6.35	5.16	1.2	●	●													1.00-5.00	0.20-0.50
	DNMA150404	15.5	12.7	4.76	5.16	0.4						●									1.00-4.50	0.15-0.25
	DNMA150408	15.5	12.7	4.76	5.16	0.8						●									1.00-4.50	0.15-0.40
	DNMA150412	15.5	12.7	4.76	5.16	1.2						●									1.00-4.50	0.15-0.55
	DNMA150604	15.5	12.7	6.35	5.16	0.4						●									1.00-4.50	0.15-0.25
	DNMA150608	15.5	12.7	6.35	5.16	0.8						●									1.00-4.50	0.15-0.40
	DNMA150612	15.5	12.7	6.35	5.16	1.2						●									1.00-4.50	0.15-0.55
	DNMG150404	15.5	12.7	4.76	5.16	0.4						●									1.00-4.50	0.15-0.25
	DNMG150408	15.5	12.7	4.76	5.16	0.8						●									1.00-4.50	0.15-0.40
	DNMG150412	15.5	12.7	4.76	5.16	1.2						●									1.00-4.50	0.15-0.55
	DNMG150604	15.5	12.7	6.35	5.16	0.4						●									1.00-4.50	0.15-0.25
	DNMG150608	15.5	12.7	6.35	5.16	0.8						●									1.00-4.50	0.15-0.40
	DNMG150612	15.5	12.7	6.35	5.16	1.2						●									1.00-4.50	0.15-0.55
	DNMG150404-BF	15.5	12.7	4.76	5.16	0.4													●		0.10-2.00	0.08-0.18
	DNMG150408-BF	15.5	12.7	4.76	5.16	0.8													●		0.10-2.00	0.08-0.18

负角车削刀片
Negative Angle Turning Inserts

DN□□

菱形55° 有孔 Rhombus 55° With holes

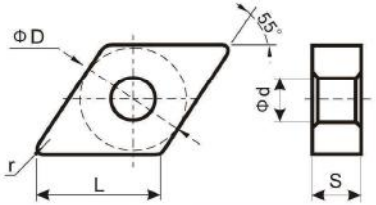

形状 Shape	规格 Specification	尺寸 Size					CVD涂层 CVD Coating						PVD涂层 PVD Coating						无涂层 Uncoated		切削参数 Cutting parameters	
		L	IC	S	Φd	Re	YZP1115	YZP1125	YZP1135	YZP1145	YZK3125	YZK3135	YZM2135	YZ7010	YZ7020	YZ7031	YZ7015	YZ7025	YZM2025	YZK01	切深 ap(mm)	进给 fn(mm/r)
	DNMG150404-BM	15.5	12.7	4.76	5.16	0.4						●					●			0.40-5.50	0.10-0.25
	DNMG150408-BM	15.5	12.7	4.76	5.16	0.8						●					●			0.50-5.50	0.10-0.40
	DNMG150412-BM	15.5	12.7	4.76	5.16	1.2						●					●			0.80-5.50	0.10-0.55
	DNMG150604-BM	15.5	12.7	6.35	5.16	0.4						●					●			0.40-5.50	0.10-0.25
	DNMG150608-BM	15.5	12.7	6.35	5.16	0.8						●					●			0.50-5.50	0.10-0.40
	DNMG150612-BM	15.5	12.7	6.35	5.16	1.2						●					●			0.80-5.50	0.10-0.55
	DNMG150404L-S	15.5	12.7	4.76	5.16	0.4											●		●	0.50-4.00	0.05-0.25
	DNMG150408L-S	15.5	12.7	4.76	5.16	0.8											●		●	0.50-4.00	0.05-0.35
	DNMG150604L-S	15.5	12.7	6.35	5.16	1.2											●		●	0.50-4.00	0.05-0.25
	DNMG150608L-S	15.5	12.7	6.35	5.16	0.4											●		●	0.50-4.00	0.05-0.35
	DNMG150404R-S	15.5	12.7	4.76	5.16	0.8											●		●	0.50-4.00	0.05-0.25
	DNMG150408R-S	15.5	12.7	4.76	5.16	1.2											●		●	0.50-4.00	0.05-0.35
	DNMG150604R-S	15.5	12.7	6.35	5.16	0.4											●		●	0.50-4.00	0.05-0.25
	DNMG150608R-S	15.5	12.7	6.35	5.16	0.8											●		●	0.50-4.00	0.05-0.35

负角车削刀片
Negative Angle Turning Inserts

SN□□

正方形90° 有孔 Square 90° With holes

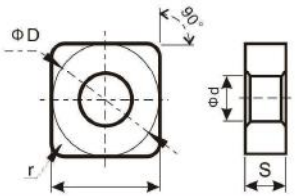

形状 Shape	规格 Specification	尺寸 Size					CVD涂层 CVD Coating						PVD涂层 PVD Coating						无涂层 Uncoated		切削参数 Cutting parameters	
		L	IC	S	Φd	Re	YZP1115	YZP1125	YZP1135	YZP1145	YZK3125	YZK3135	YZM2135	YZ7010	YZ7020	YZ7031	YZ7015	YZ7025	YZM2025	YZK01	切深 ap(mm)	进给 fn(mm/r)
	SNMG120404-MT	12.7	12.7	4.76	5.16	0.4	●	●													0.80-5.00	0.15-0.25
	SNMG120408-MT	12.7	12.7	4.76	5.16	0.8	●	●													1.00-5.00	0.20-0.40
	SNMG120404R-M	12.7	12.7	4.76	5.16	0.4	●	●													0.80-5.00	0.20-0.50
	SNMG120408R-M	12.7	12.7	4.76	5.16	0.8	●	●													1.00-5.00	0.25-0.50
	SNMG120404L-M	12.7	12.7	4.76	5.16	0.4	●	●													0.80-5.00	0.20-0.50
	SNMG120408L-M	12.7	12.7	4.76	5.16	0.8	●	●													1.00-5.00	0.25-0.50
	SNMG120404-GT	12.7	12.7	4.76	5.16	0.4	●	●													0.80-5.00	0.20-0.25
	SNMG120408-GT	12.7	12.7	4.76	5.16	0.8	●	●													1.00-5.00	0.20-0.40
	SNMG120412-GT	12.7	12.7	4.76	5.16	1.2	●				●										1.00-5.00	0.20-0.50
	SNMA120404	12.7	12.7	4.76	5.16	0.4					●										1.00-4.50	0.15-0.25
	SNMA120408	12.7	12.7	4.76	5.16	0.8					●										1.00-4.50	0.15-0.40
	SNMA120412	12.7	12.7	4.76	5.16	1.2					●										1.00-4.50	0.15-0.55
	SNMA150608	15.875	15.875	6.35	6.35	0.8					●										2.00-6.00	0.15-0.40
	SNMA150612	15.875	15.875	6.35	6.35	1.2					●										2.00-6.00	0.15-0.55
	SNMA150616	15.875	15.875	6.35	6.35	1.6					●										2.00-6.00	0.15-0.70
	SNMA190612	19.05	19.05	6.35	6.35	1.2					●										3.00-8.00	0.15-0.55
	SNMA190616	19.05	19.05	6.35	7.94	1.6					●										3.00-8.00	0.15-0.80
	SNMG120404	12.7	12.7	4.76	7.94	0.4					●										1.00-4.50	0.15-0.25
	SNMG120408	12.7	12.7	4.76	5.16	0.8					●										1.00-4.50	0.15-0.40
	SNMG120412	12.7	12.7	4.76	5.16	1.2					●										1.00-4.50	0.15-0.55
	SNMG150608	15.875	15.875	6.35	6.35	0.8					●										2.00-6.00	0.15-0.40
	SNMG150612	15.875	15.875	6.35	6.35	1.2					●										2.00-6.00	0.15-0.55
	SNMG150616	15.875	15.875	6.35	6.35	1.6					●										2.00-6.00	0.15-0.70
	SNMG190612	19.05	19.05	6.35	7.94	1.2					●										3.00-8.00	0.15-0.55
	SNMG190616	19.05	19.05	6.35	7.94	1.6					●										3.00-8.00	0.15-0.80
	SNMG120404-BF	12.7	12.7	4.76	5.16	0.4												●			0.10-2.00	0.08-0.18
	SNMG120408-BF	12.7	12.7	4.76	5.16	0.8												●			0.10-2.00	0.08-0.18
	SNMG120404-BM	12.7	12.7	4.76	5.16	0.4								●				●			0.40-5.50	0.10-0.25
	SNMG120408-BM	12.7	12.7	4.76	5.16	0.8								●				●			0.50-5.50	0.10-0.40
	SNMG120412-BM	12.7	12.7	4.76	5.16	1.2								●				●			0.80-5.50	0.10-0.55

负角车削刀片
Negative Angle Turning Inserts

SN□□

正方形90° 有孔 Square 90° With holes

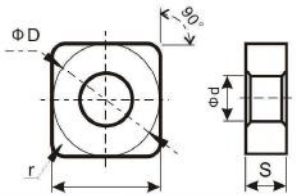

形状 Shape	规格 Specification	尺寸 Size					CVD涂层 CVD Coating						PVD涂层 PVD Coating						无涂层 Uncoated	切削参数 Cutting parameters	
		L	IC	S	Φd	Re	YZP1115	YZP1125	YZP1135	YZP1145	YZK3125	YZK3135	YZM2135	YZ7010	YZ7020	YZ7031	YZ7015	YZ7025	YZM2025	YZK01	切深 ap(mm)	进给 fn(mm/r)
	SNMG120404L-S	12.7	12.7	4.76	5.16	0.4												●	●		0.50-4.00	0.05-0.25
	SNMG120408L-S	12.7	12.7	4.76	5.16	0.8												●	●		0.50-4.50	0.05-0.35
	SNMG120404R-S	12.7	12.7	4.76	5.16	0.4												●	●		0.50-4.00	0.05-0.25
	SNMG120408R-S	12.7	12.7	4.76	5.16	0.8												●	●		0.50-4.50	0.05-0.35
	SNMG120404-MA	12.7	12.7	4.76	5.16	0.4												●			0.80-4.00	0.05-0.25
	SNMG120408-MA	12.7	12.7	4.76	5.16	0.8												●			0.80-5.00	0.20-0.50
	SNMG120408-MS	12.7	12.7	4.76	5.16	0.4												●	●		0.50-5.00	0.10-0.40

TN□□

三角形60° 有孔 Triangle 60° With holes

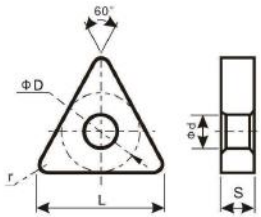

形状 Shape	规格 Specification	尺寸 Size					CVD涂层 CVD Coating						PVD涂层 PVD Coating						无涂层 Uncoated	切削参数 Cutting parameters	
		L	IC	S	Φd	Re	YZP1115	YZP1125	YZP1135	YZP1145	YZK3125	YZK3135	YZM2135	YZ7010	YZ7020	YZ7031	YZ7015	YZ7025	YZM2025	YZK01	切深 ap(mm)	进给 fn(mm/r)
	TNMG160404-MT	16.5	9.525	4.76	3.81	0.4	●	●													0.80-5.00	0.15-0.25
	TNMG160408-MT	16.5	9.525	4.76	3.81	0.8	●	●													1.00-5.00	0.20-0.40
	TNMG160412-MT	16.5	9.525	4.76	3.81	1.2	●	●													0.80-5.00	0.20-0.50
	TNMG160404R-M	16.5	9.525	4.76	3.81	0.4	●	●													1.00-5.00	0.25-0.50
	TNMG160408R-M	16.5	9.525	4.76	3.81	0.8	●	●													0.80-5.00	0.20-0.50
	TNMG160404L-M	16.5	9.525	4.76	3.81	0.4	●	●													1.00-5.00	0.25-0.50
	TNMG160408L-M	16.5	9.525	4.76	3.81	0.8	●	●													0.80-5.00	0.20-0.25

负角车削刀片
Negative Angle Turning Inserts

TN□□

三角形60° 有孔 Triangle 60° With holes

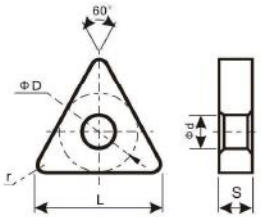

形状 Shape	规格 Specification	尺寸 Size					CVD涂层 CVD Coating						PVD涂层 PVD Coating						无涂层 Uncoated	切削参数 Cutting parameters	
		L	IC	S	Φd	Re	YZP1115	YZP1125	YZP1135	YZP1145	YZK3125	YZK3135	YZM2135	YZ7010	YZ7020	YZ7031	YZ7015	YZ7025	YZM2025	YZK01	切深 ap(mm)	进给 fn(mm/r)
	TNMG160404-GT	16.5	9.525	4.76	3.81	0.4	●	●													1.00-5.00	0.20-0.40
	TNMG160408-GT	16.5	9.525	4.76	3.81	0.8	●	●													1.00-5.00	0.20-0.50
	TNMG160412-GT	16.5	9.525	4.76	3.81	1.2	●	●													1.00-4.50	0.15-0.25
	TNMA160404	16.5	9.525	4.76	3.81	0.4					●										1.00-4.50	0.15-0.40
	TNMA160408	16.5	9.525	4.76	3.81	0.8					●										1.00-4.50	0.15-0.55
	TNMA160412	16.5	9.525	4.76	3.81	1.2					●										2.00-6.00	0.15-0.40
	TNMA220408	22	12.7	4.76	5.16	0.8					●										2.00-6.00	0.15-0.55
	TNMA220412	22	12.7	4.76	5.16	1.2					●										2.00-6.00	0.15-0.70
	TNMA220416	22	12.7	4.76	5.16	1.6					●										3.00-8.00	0.15-0.55
	TNMG160404	16.5	9.525	4.76	3.81	0.4					●										3.00-8.00	0.15-0.80
	TNMG160408	16.5	9.525	4.76	3.81	0.8					●										1.00-4.50	0.15-0.25
	TNMG160412	16.5	9.525	4.76	3.81	1.2					●										1.00-4.50	0.15-0.40
	TNMG220408	22	12.7	4.76	5.16	0.8					●										1.00-4.50	0.15-0.55
	TNMG220412	22	12.7	4.76	5.16	1.2					●										2.00-6.00	0.15-0.40
	TNMG220416	22	12.7	4.76	5.16	1.6					●										2.00-6.00	0.15-0.55
	TNMG160404-BF	16.5	9.525	4.76	3.81	0.4											●	●			2.00-6.00	0.15-0.70
	TNMG160408-BF	16.5	9.525	4.76	3.81	0.8											●	●			3.00-8.00	0.15-0.55
	TNMG160404-BM	16.5	9.525	4.76	3.81	0.4						●					●				3.00-8.00	0.15-0.80
	TNMG160408-BM	16.5	9.525	4.76	3.81	0.8						●					●				0.10-2.00	0.08-0.18
	TNMG160412-BM	16.5	9.525	4.76	3.81	1.2						●					●				0.10-2.00	0.08-0.18
	TNMA160404	16.5	9.525	4.76	3.81	0.4											●		●		0.40-5.50	0.10-0.25
	TNMA160408	16.5	9.525	4.76	3.81	0.8											●		●		0.50-5.50	0.10-0.40
	TNMA160412	16.5	9.525	4.76	3.81	0.4											●		●		0.80-5.50	0.10-0.55
	TNMG160408-GR	16.5	9.525	4.76	3.81	0.8		●													2.00-6.50	0.28-0.50
	TNMG160412-GR	16.5	9.525	4.76	3.81	1.2		●													0.00-6.50	0.28-0.63

负角车削刀片
Negative Angle Turning Inserts

VN□□

菱形35° 有孔 Rhombus 35° With holes

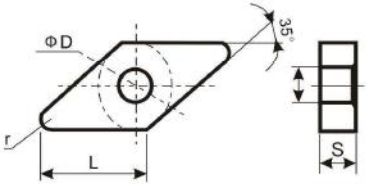

形状 Shape	规格 Specification	尺寸 Size					CVD涂层 CVD Coating					PVD涂层 PVD Coating					无涂层 Uncoated	切削参数 Cutting parameters	
		L	IC	S	Φd	Re	YZP1115	YZP1125	YZP1135	YZK3125	YZK3135	YZM2135	YZ7010	YZ7020	YZ7031	YZ7015	YZ7025	YZM2025	YZK01	切深 ap(mm)	进给 fn(mm/r)
	VNMG160404-MT	16.6	9.525	4.76	3.81	0.4	●	●												0.80-3.00	0.15-0.25
	VNMG160408-MT	16.6	9.525	4.76	3.81	0.8	●	●												1.00-3.00	0.20-0.40
	VNMG160412-MT	16.6	9.525	4.76	3.81	1.2	●	●												1.00-3.00	0.25-0.50
	VNMG160404-GT	16.6	9.525	4.76	3.81	0.4	●	●												0.80-4.00	0.20-0.25
	VNMG160408-GT	16.6	9.525	4.76	3.81	0.8	●	●												1.00-4.00	0.20-0.40
	VNMG160412-GT	16.6	9.525	4.76	3.81	1.2	●	●												1.00-4.00	0.20-0.50
	VNMA160404	16.6	9.525	4.76	3.81	0.4					●									1.00-4.50	0.15-0.25
	VNMA160408	16.6	9.525	4.76	3.81	0.8					●									1.00-4.50	0.15-0.40
	VNMG160404	16.6	9.525	4.76	3.81	0.4					●									1.00-4.50	0.15-0.25
	VNMG160408	16.6	9.525	4.76	3.81	0.8					●									1.00-4.50	0.15-0.40
	VNMG160404-BF	16.6	9.525	4.76	3.81	0.4											●			0.10-2.00	0.08-0.18
	VNMG160408-BF	16.6	9.525	4.76	3.81	0.8											●			0.10-2.00	0.08-0.18
	VNMG160404-BM	16.6	9.525	4.76	3.81	0.4						●					●			0.40-5.50	0.10-0.25
	VNMG160408-BM	16.6	9.525	4.76	3.81	0.8						●					●			0.50-5.50	0.10-0.40
	VNMG160412-BM	16.6	9.525	4.76	3.81	1.2						●					●			0.80-5.50	0.10-0.55

WN□□

六边形80° 有孔 Hexagon 80° With holes

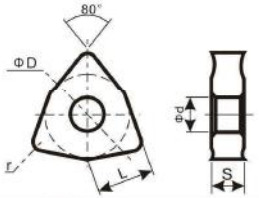

形状 Shape	规格 Specification	尺寸 Size					CVD涂层 CVD Coating					PVD涂层 PVD Coating					无涂层 Uncoated	切削参数 Cutting parameters	
		L	IC	S	Φd	Re	YZP1115	YZP1125	YZP1135	YZK3125	YZK3135	YZM2135	YZ7010	YZ7020	YZ7031	YZ7015	YZ7025	YZM2025	YZK01	切深 ap(mm)	进给 fn(mm/r)
	WNMG080404-MT	8.7	12.7	4.76	5.16	0.4	●	●												0.80-5.00	0.15-0.25
	WNMG080408-MT	8.7	12.7	4.76	5.16	0.8	●	●												1.00-5.00	0.20-0.40
	WNMG080412-MT	8.7	12.7	4.76	5.16	1.2	●	●												1.00-5.00	0.25-0.50

负角车削刀片
Negative Angle Turning Inserts

WN□□

六边形80° 有孔 Hexagon 80° With holes

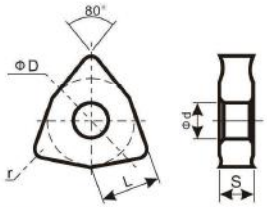

形状 Shape	规格 Specification	尺寸 Size					CVD涂层 CVD Coating					PVD涂层 PVD Coating					无涂层 Uncoated	切削参数 Cutting parameters	
		L	IC	S	Φd	Re	YZP1115	YZP1125	YZP1135	YZK3125	YZK3135	YZM2135	YZ7010	YZ7020	YZ7031	YZ7015	YZ7025	YZM2025	YZK01	切深 ap(mm)	进给 fn(mm/r)
	WNMG080404R-M	8.7	12.7	4.76	5.16	0.4	●	●												0.80-5.00	0.20-0.50
	WNMG080408R-M	8.7	12.7	4.76	5.16	0.8	●	●												1.00-5.00	0.25-0.50
	WNMG080404L-M	8.7	12.7	4.76	5.16	0.4	●	●												0.80-5.00	0.20-0.50
	WNMG080408L-M	8.7	12.7	4.76	5.16	0.8	●	●												1.00-5.00	0.25-0.50
	WNMG060408-GT	8.7	9.525	4.76	3.81	0.8	●	●												1.00-3.00	0.20-0.40
	WNMG080404-GT	8.7	12.7	4.76	5.16	0.4	●	●												0.80-5.00	0.20-0.25
	WNMG080408-GT	8.7	12.7	4.76	5.16	0.8	●	●												1.00-5.00	0.20-0.40
	WNMG080412-GT	8.7	12.7	4.76	5.16	1.2	●	●												1.00-5.00	0.20-0.50
	WNMA060404	8.7	9.525	4.76	3.81	0.4					●									0.50-3.00	0.15-0.25
	WNMA060408	8.7	9.525	4.76	3.81	0.8					●									0.50-3.00	0.15-0.40
	WNMA080404	8.7	12.7	4.76	5.16	0.4					●									1.00-4.50	0.15-0.25
	WNMA080408	8.7	12.7	4.76	5.16	0.8					●									1.00-4.50	0.15-0.40
	WNMA080412	8.7	12.7	4.76	5.16	1.2					●									1.00-4.50	0.15-0.55
	WNMA080416	8.7	12.7	4.76	5.16	1.6					●									1.00-4.50	0.15-0.60
	WNMG080404	8.7	12.7	4.76	5.16	0.4					●									1.00-4.50	0.15-0.25
	WNMG080408	8.7	12.7	4.76	5.16	0.8					●									1.00-4.50	0.15-0.40
	WNMG080412	8.7	12.7	4.76	5.16	1.2					●									1.00-4.50	0.15-0.55
	WNMG080408-GH	8.7	12.7	4.76	5.16	0.8					●									1.00-4.50	0.15-0.40
	WNMG080412-GH	8.7	12.7	4.76	5.16	1.2					●									1.00-4.50	0.15-0.55
	WNMG080404-BF	8.7	12.7	4.76	5.16	0.4										●				0.10-2.00	0.08-0.18
	WNMG080408-BF	8.7	12.7	4.76	5.16	0.8										●				0.10-2.00	0.08-0.18
	WNMG06T312-BM	8.7	9.525	3.97	3.81	1.2						●				●				0.80-3.00	0.10-0.55
	WNMG060412-BM	8.7	9.525	4.76	3.81	1.2						●				●				0.80-3.00	0.10-0.55
	WNMG080404-BM	8.7	12.7	4.76	5.16	0.4						●				●				0.80-3.00	0.10-0.25
	WNMG080408-BM	8.7	12.7	4.76	5.16	0.8						●				●				0.40-5.50	0.10-0.40
	WNMG080412-BM	8.7	12.7	4.76	5.16	1.2						●				●				0.80-5.50	0.10-0.55
	WNMG080404-MA	8.7	12.7	4.76	5.16	0.4										●				0.80-4.00	0.15-0.25
	WNMG080408-MA	8.7	12.7	4.76	5.16	0.8										●				0.80-5.00	0.20-0.50
	WNMG080404-MS	8.7	12.7	4.76	5.16	0.4										●		●		0.50-4.00	0.10-0.25
	WNMG080408-MS	8.7	12.7	4.76	5.16	0.8										●		●		0.50-5.00	0.10-0.40

正角车削刀片
Positive Angle Turning Inserts

DC□□

菱形55° 有孔 Rhombus 55° With holes

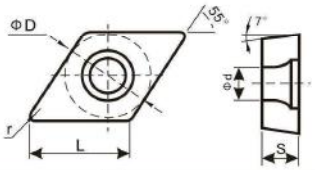

形状 Shape	规格 Specification	尺寸 Size					CVD涂层 CVD Coating						PVD涂层 PVD Coating						无涂层 Uncoated	切削参数 Cutting parameters	
		L	IC	S	Φd	Re	YZP1115	YZP1125	YZP1135	YZP1145	YZK3125	YZK3135	YZM2135	YZ7010	YZ7020	YZ7031	YZ7015	YZ7025	YZM2025	YZK01	切深 ap(mm)	进给 fn(mm/r)
	DCMT070204-TM	7.8	6.35	2.38	2.8	0.4	●	●			●							●	●		0.20-2.00	0.06-0.20
	DCMT070208-TM	7.8	6.35	2.38	2.8	0.8	●	●			●							●	●		0.20-2.00	0.08-0.30
	DCMT11T304-TM	11.6	9.525	3.97	4.4	0.4	●	●			●							●	●		0.30-3.00	0.08-0.25
	DCMT11T308-TM	11.6	9.525	3.97	4.4	0.8	●	●			●							●	●		0.30-3.00	0.10-0.30
	DCMT11T312-TM	11.6	9.525	3.97	4.4	1.2	●	●			●							●	●		0.30-3.50	0.10-0.40
	DCGT070202-AK	7.8	6.35	2.38	2.8	0.2														●	0.30-3.00	0.08-0.25
	DCGT070204-AK	7.8	6.35	2.38	2.8	0.4														●	0.30-3.00	0.10-0.30
	DCGT11T302-AK	11.6	9.525	3.97	4.4	0.2														●	0.30-3.50	0.10-0.40
	DCGT11T304-AK	11.6	9.525	3.97	4.4	0.4														●	0.30-3.50	0.10-0.40

正角车削刀片
Positive Angle Turning Inserts

CC□□

菱形80° 有孔 Rhombus 80° With holes

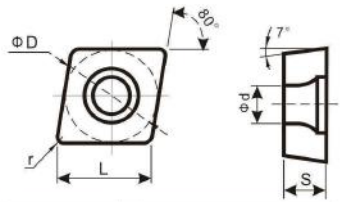

形状 Shape	规格 Specification	尺寸 Size					CVD涂层 CVD Coating						PVD涂层 PVD Coating						无涂层 Uncoated	切削参数 Cutting parameters	
		L	IC	S	Φd	Re	YZP1115	YZP1125	YZP1135	YZP1145	YZK3125	YZK3135	YZM2135	YZ7010	YZ7020	YZ7031	YZ7015	YZ7025	YZM2025	YZK01	切深 ap(mm)	进给 fn(mm/r)
	CCMT060204-TM	6.4	6.35	2.38	2.8	0.4	●	●			●							●	●		0.20-2.00	0.06-0.20
	CCMT060208-TM	6.4	6.35	2.38	2.8	0.8	●	●			●							●	●		0.20-2.00	0.08-0.30
	CCMT09T304-TM	9.7	9.525	3.97	4.4	0.4	●	●			●							●	●		0.30-3.00	0.08-0.25
	CCMT09T308-TM	9.7	9.525	3.97	4.4	0.8	●	●			●							●	●		0.30-3.00	0.10-0.30
	CCMT120404-TM	12.9	12.7	4.76	5.56	0.4	●	●			●							●	●		0.30-3.50	0.10-0.25
	CCMT120408-TM	12.9	12.7	4.76	5.56	0.8	●	●			●							●	●		0.30-3.50	0.20-0.40
	CCMT120412-TM	12.9	12.7	4.76	5.56	1.2	●	●			●							●	●		0.30-3.50	0.20-0.50
	CCGT060202-AK	6.4	6.35	2.38	2.8	0.2														●	0.05-3.00	0.01-0.12
	CCGT060204-AK	6.4	6.35	2.38	2.8	0.4														●	0.10-3.00	0.02-0.20
	CCGT09T302-AK	9.7	9.525	3.97	4.4	0.2														●	0.10-5.00	0.02-0.15
	CCGT09T304-AK	9.7	9.525	3.97	4.4	0.4														●	0.10-5.00	0.02-0.25
	CCGT120404-AK	12.9	12.7	4.76	5.56	0.4														●	0.10-5.00	0.02-0.40
	CCGT120408-AK	12.9	12.7	4.76	5.56	0.8														●	0.10-5.00	0.02-0.60

正角车削刀片
Positive Angle Turning Inserts

SC□□

正方形90° 有孔 Square 90° With holes

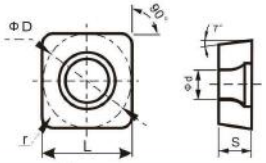

形状 Shape	规格 Specification	尺寸 Size					CVD涂层 CVD Coating						PVD涂层 PVD Coating						无涂层 Uncoated	切削参数 Cutting parameters	
		L	IC	S	Φd	Re	YZP1115	YZP1125	YZP1135	YZP1145	YZK3125	YZK3135	YZM2135	YZ7010	YZ7020	YZ7031	YZ7015	YZ7025	YZM2025	YZK01	切深 ap(mm)	进给 fn(mm/r)
	SCMT09T304-TM	9.525	9.525	3.97	4.4	0.4	●	●			●							●	●		0.30-3.00	0.08-0.25
	SCMT09T308-TM	9.525	9.525	3.97	4.4	0.8	●	●			●							●	●		0.30-3.00	0.10-0.30
	SCMT120404-TM	12.7	12.7	4.76	5.56	0.4	●	●			●							●	●		0.30-3.50	0.10-0.25
	SCMT120408-TM	12.7	12.7	4.76	5.56	0.8	●	●			●							●	●		0.30-3.50	0.20-0.40
	SCMT120412-TM	12.7	12.7	4.76	5.56	1.2	●	●			●							●	●		0.30-3.50	0.20-0.50

TC□□

三角形60° 有孔 Triangle 60° With holes

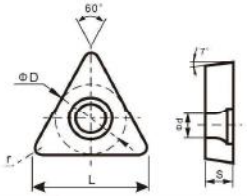

形状 Shape	规格 Specification	尺寸 Size					CVD涂层 CVD Coating						PVD涂层 PVD Coating						无涂层 Uncoated	切削参数 Cutting parameters	
		L	IC	S	Φd	Re	YZP1115	YZP1125	YZP1135	YZP1145	YZK3125	YZK3135	YZM2135	YZ7010	YZ7020	YZ7031	YZ7015	YZ7025	YZM2025	YZK01	切深 ap(mm)	进给 fn(mm/r)
	TCMT110204-TM	11.0	6.35	2.38	2.8	0.4	●	●			●							●	●		0.30-3.00	0.08-0.25
	TCMT110208-TM	11.0	6.35	2.38	2.8	0.8	●	●			●							●	●		0.30-3.00	0.10-0.30
	TCMT16T304-TM	16.5	9.525	3.97	4.4	0.4	●	●			●							●	●		0.30-3.00	0.08-0.25
	TCMT16T308-TM	16.5	9.525	3.97	4.4	0.8	●	●			●							●	●		0.30-3.00	0.10-0.30
	TCMT16T312-TM	16.5	9.525	3.97	4.4	1.2	●	●			●							●	●		0.30-3.50	0.10-0.40
	TCGT090204-AK	9.7	5.56	2.38	2.8	0.4														●	0.05-3.00	0.01-0.12
	TCGT110204-AK	11.0	6.35	2.38	2.8	0.4														●	0.10-4.00	0.03-0.20
	TCGT16T304-AK	16.5	9.525	3.97	4.4	0.4														●	0.10-5.00	0.02-0.25

正角车削刀片
Positive Angle Turning Inserts

VB□□ VC□□

菱形35° 有孔 Rhombus 35° With holes

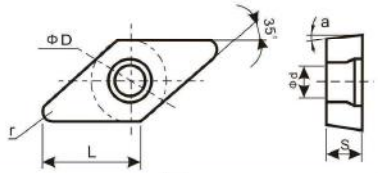

形状 Shape	规格 Specification	尺寸 Size					CVD涂层 CVD Coating						PVD涂层 PVD Coating						无涂层 Uncoated	切削参数 Cutting parameters	
		L	IC	S	Φd	Re	YZP1115	YZP1125	YZP1135	YZP1145	YZK3125	YZK3135	YZM2135	YZ7010	YZ7020	YZ7031	YZ7015	YZ7025	YZM2025	YZK01	切深 ap(mm)	进给 fn(mm/r)
	VBMT110304-TM	11.0	6.35	3.18	2.8	0.4	●	●			●							●	●		0.20-2.00	0.06-0.20
	VBMT110308-TM	11.0	6.35	3.18	2.8	0.8	●	●			●							●	●		0.20-2.00	0.08-0.30
	VBMT160404-TM	16.5	9.525	4.76	4.4	0.4	●	●			●							●	●		0.30-3.00	0.08-0.25
	VBMT160408-TM	16.5	9.525	4.76	4.4	0.8	●	●			●							●	●		0.30-3.00	0.10-0.30
	VBMT160412-TM	16.5	9.525	4.76	4.4	1.2	●	●			●							●	●		0.30-3.00	0.10-0.40
	VCMT110304-TM	11.0	6.35	3.18	2.8	0.4	●	●			●							●	●		0.20-2.00	0.06-0.20
	VCMT110308-TM	11.0	6.35	3.18	2.8	0.8	●	●			●							●	●		0.20-2.00	0.08-0.30
	VCMT160404-TM	16.5	9.525	4.76	4.4	0.4	●	●			●							●	●		0.30-3.00	0.08-0.25
	VCMT160408-TM	16.5	9.525	4.76	4.4	0.8	●	●			●							●	●		0.30-3.00	0.10-0.30
	VCMT160412-TM	16.5	9.525	4.76	4.4	1.2	●	●			●							●	●		0.30-3.00	0.10-0.40
	VBGT160402-AK	16.5	9.525	4.76	4.4	0.2														●	0.05-4.00	0.06-0.20
	VBGT160404-AK	16.5	9.525	4.76	4.4	0.4														●	0.10-5.00	0.03-0.15
	VBGT160408-AK	16.5	9.525	4.76	4.4	0.8														●	0.10-5.00	0.03-0.25
	VCGT110302-AK	11.0	6.35	3.18	2.8	0.2														●	0.05-3.00	0.03-0.50
	VCGT110304-AK	11.0	6.35	3.18	2.8	0.4														●	0.05-3.00	0.02-0.15
	VCGT160402-AK	16.5	9.525	4.76	4.4	0.2														●	0.05-4.00	0.03-0.15
	VCGT160404-AK	16.5	9.525	4.76	4.4	0.4														●	0.10-5.00	0.03-0.25
	VCGT160408-AK	16.5	9.525	4.76	4.4	0.8														●	0.10-5.00	0.03-0.50

螺纹车削刀片
Thread Turning Inserts

□□ER □□IR

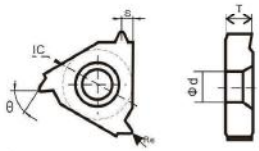

形状 Shape	规格 Specification	螺距 Tooth pitch 牙数 NOF	尺寸 Size IC	S	T	Re	Φd	θ	CVD涂层 CVD Coating YZP1115	YZP1125	YZP1135	YZP1145	YZK3125	YZK3135	YZM2135	PVD涂层 PVD Coating YZ7010	YZ7020	YZ7031	YZ7015	YZ7025	YZM2025	无涂层 Uncoated YZK01
	16ER100ISO	1	9.525	0.7	3.52	0.13	4	60°											●			
	16ER125ISO	1.25	9.525	0.9	3.52	0.16	4	60°											●			
	16ER150ISO	1.5	9.525	1	3.52	0.1	4	60°											●			
	16ER175ISO	1.75	9.525	1.2	3.52	0.22	4	60°											●			
	16ER200ISO	2	9.525	1.3	3.52	0.26	4	60°											●			
	16ER250ISO	2.5	9.525	1.5	3.52	0.33	4	60°											●			
	16ER300ISO	3	9.525	1.6	3.52	0.44	4	60°											●			
	11IR100ISO	1	6.35	0.7	3.05	0.06	3.2	60°											●			
	11IR125ISO	1.25	6.35	0.9	3.05	0.08	3.2	60°											●			
	11IR150ISO	1.5	6.35	1	3.05	0.1	3.2	60°											●			
	11IR250ISO	2.5	6.35	1.5	3.05	0.08	3.2	60°											●			
	16IR100ISO	1	9.525	0.7	3.52	0.06	4	60°											●			
	16IR125ISO	1.25	9.525	0.9	3.52	0.08	4	60°											●			
	16IR150ISO	1.5	9.525	1	3.52	0.1	4	60°											●			
	16IR175ISO	1.75	9.525	1.2	3.52	0.11	4	60°											●			
	16IR200ISO	2	9.525	1.3	3.52	0.13	4	60°											●			
	16IR250ISO	2.5	9.525	1.5	3.52	0.17	4	60°											●			
	16IR300ISO	3	9.525	1.5	3.52	0.22	4	60°											●			

螺纹车削刀片
Thread Turning Inserts

□□ER □□IR

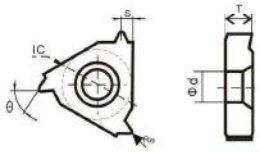

形状 Shape	规格 Specification	螺距 Tooth pitch 牙数 NOF	尺寸 Size IC	S	T	Re	Φd	θ	CVD涂层 CVD Coating YZP1115	YZP1125	YZP1135	YZP1145	YZK3125	YZK3135	YZM2135	PVD涂层 PVD Coating YZ7010	YZ7020	YZ7031	YZ7015	YZ7025	YZM2025	无涂层 Uncoated YZK01
	16ERAG55	0.5-3.0	9.525	1.7	3.52	0.06	4	55°											●			
	16ERA55	0.5-1.5	9.525	0.9	3.52	0.05	4	55°											●			
	16ERG55	1.75-3.0	9.525	1.7	3.52	0.23	4	55°											●			
	16ERAG60	0.5-3.0	9.525	1.7	3.52	0.07	4	60°											●			
	16ERA60	0.5-1.5	9.525	0.9	3.52	0.06	4	60°											●			
	16ERG60	1.75-3.0	9.525	1.7	3.52	0.18	4	60°											●			
	16IRAG55	0.5-3.0	9.525	1.7	3.52	0.06	4	55°											●			
	16IRA55	0.5-1.5	9.525	0.9	3.52	0.05	4	55°											●			
	16IRG55	1.75-3.0	9.525	1.7	3.52	0.21	4	55°											●			
	16IRAG60	0.5-3.0	9.525	1.7	3.52	0.076	4	60°											●			
	16IRA60	0.5-1.5	9.525	0.9	3.52	0.05	4	60°											●			
	16IRG60	1.75-3.0	9.525	1.7	3.52	0.1	4	60°											●			

形状 Shape	规格 Specification	螺距 Tooth pitch 牙数 NOF	尺寸 Size IC	S	T	Re	Φd	θ	CVD涂层 CVD Coating YZP1115	YZP1125	YZP1135	YZP1145	YZK3125	YZK3135	YZM2135	PVD涂层 PVD Coating YZ7010	YZ7020	YZ7031	YZ7015	YZ7025	YZM2025	无涂层 Uncoated YZK01
	16ER11W	0.5-3.0	9.525	1.7	3.52	0.06	4	55°											●			
	16ER14W	0.5-1.5	9.525	0.9	3.52	0.05	4	55°											●			
	16ER19W	1.75-3.0	9.525	1.7	3.52	0.23	4	55°											●			
	16IR11W	0.5-3.0	9.525	1.7	3.52	0.07	4	60°											●			
	16IR12W	0.5-1.5	9.525	0.9	3.52	0.06	4	60°											●			
	16IR14W	1.75-3.0	9.525	1.7	3.52	0.18	4	60°											●			
	16IR19W	0.5-3.0	9.525	1.7	3.52	0.06	4	55°											●			

螺纹车削刀片
Thread Turning Inserts

□□ER □□IR

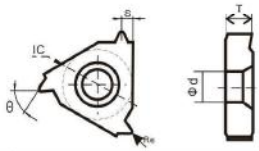

形状 Shape	规格 Specification	螺距 Tooth pitch / 牙数 NOF	尺寸 Size IC	S	T	Re	Φd	θ	CVD涂层 CVD Coating YZP1115	YZP1125	YZP1135	YZP1145	YZK3125	YZK3135	YZM2135	PVD涂层 PVD Coating YZ7010	YZ7020	YZ7031	YZ7015	YZ7025	YZM2025	无涂层 Uncoated YZK01
	16ER11BSPT	11	9.525	1.5	3.52	0.32	4	55°											●			
	16ER14BSPT	14	9.525	1.2	3.52	0.23	4	55°											●			
	16ER19BSPT	19	9.525	0.9	3.52	0.19	4	55°											●			
	16IR11BSPT	11	9.525	1.5	3.52	0.32	4	55°											●			
	16IR14BSPT	14	9.525	1.2	3.52	0.23	4	55°											●			
	16IR19BSPT	19	9.525	0.9	3.52	0.19	4	55°											●			

□□ER □□IR

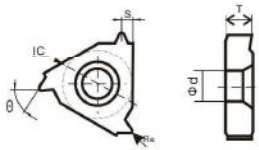

形状 Shape	规格 Specification	螺距 Tooth pitch / 牙数 NOF	尺寸 Size IC	S	T	Re	Φd	θ	CVD涂层 CVD Coating YZP1115	YZP1125	YZP1135	YZP1145	YZK3125	YZK3135	YZM2135	PVD涂层 PVD Coating YZ7010	YZ7020	YZ7031	YZ7015	YZ7025	YZM2025	无涂层 Uncoated YZK01
	16ER14NPT	14	9.525	1.2	3.52	0.07	4	60°											●			
	16ER15NPT	11.5	9.525	1.5	3.52	0.08	4	60°											●			
	16ER18NPT	18	9.525	1	3.52	0.06	4	60°											●			
	16IR14NPT	14	9.525	1.2	3.52	0.07	4	60°											●			
	16IR15NPT	11.5	9.525	1.5	3.52	0.08	4	60°											●			
	16IR18NPT	18	9.525	1	3.52	0.06	4	60°											●			

U钻刀片
U Drill Inserts

SP□□

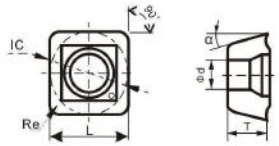

形状 Shape	规格 Specification	尺寸 Size IC	T	r	Φd	α	CVD涂层 CVD Coating YZP1115	YZP1125	YZP1135	YZP1145	YZK3125	YZK3135	YZM2135	PVD涂层 PVD Coating YZ7015	YZ7020	YZ7023	YZ7025	YZ7030	YZM2025	无涂层 Uncoated YZK01	切削参数 Cutting parameters 切深 ap(mm)	进给 fn(mm/r)
	SPMG050204DG	11.5	6.35	0.8	4.5	16.5°								●			●	●				0.04-0.15
	SPMG060204DG	9.8	6.35	0.8	4.05	17.5°								●			●	●				0.04-0.16
	SPMG07T308DG	7.94	9.525	0.8	2.85	15.5°								●			●	●				0.04-0.20
	SPMG090408DG	6	9.525	0.4	2.61	14°								●			●	●				0.06-0.25
	SPMG110408DG	5	9.525	0.4	2.25	14°								●			●	●				0.06-0.28

WC□□

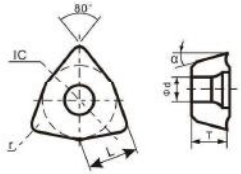

形状 Shape	规格 Specification	尺寸 Size IC	I	r	Φd	α	CVD涂层 CVD Coating YZP1115	YZP1125	YZP1135	YZP1145	YZK3125	YZK3135	YZM2135	PVD涂层 PVD Coating YZ7015	YZ7020	YZ7023	YZ7025	YZ7030	YZM2025	无涂层 Uncoated YZK01	切削参数 Cutting parameters 切深 ap(mm)	进给 fn(mm/r)
	WCMX030204	5.56	2.38	0.8	2.8	7								●			●	●				0.04-0.15
	WCMX030208	5.56	2.38	0.8	2.8	7								●			●	●				0.04-0.15
	WCMX040204	6.35	2.38	0.8	3	7								●			●	●				0.04-0.16
	WCMX040208	6.35	2.38	0.8	3	7								●			●	●				0.04-0.16
	WCMX050308	7.94	3.18	0.8	3.4	7								●			●	●				0.04-0.20
	WCMX06T308	9.525	3.97	0.8	3.8	7								●			●	●				0.06-0.25
	WCMX080412	12.7	4.76	1.2	4.4	7								●			●	●				0.06-0.28h

方肩铣削刀片
Square Shoulder Milling Inserts

AP □□

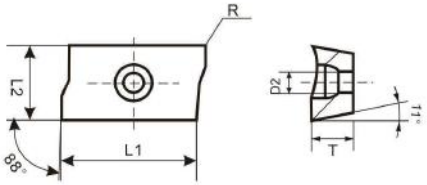

形状 Shape	规格 Specification	尺寸 Size					CVD涂层 CVD Coating							PVD涂层 PVD Coating						无涂层 Uncoated
		L1	L2	T	Φd2	Re	YZP1115	YZP1125	YZP1135	YZP1145	YZK3125	YZK3135	YZM2135	YZ7015	YZ7020	YZ7023	YZ7025	YZ7030	YZM2025	YZK01
	APMT1135PDER-GM	11.25	6.20	3.5	2.8	0.8								●		●	●	●		
	APMT1604PDER-GM	17.06	9.28	4.76	4.4	0.4								●		●	●	●		
	APMT1135PDER-H2	11.25	6.20	3.5	2.8	0.8								●		●	●	●		
	APMT1604PDER-H2	17.25	9.25	4.76	4.4	0.8								●		●	●	●		
	APMT1135PDER-M2	11.25	6.20	3.5	2.8	0.8								●		●	●	●		
	APMT1604PDER-M2	17.25	9.25	4.76	4.4	0.8								●		●	●	●		

3P □□

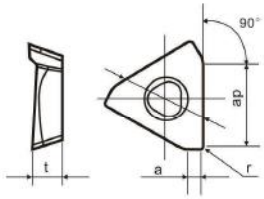

形状 Shape	规格 Specification	尺寸 Size					CVD涂层 CVD Coating							PVD涂层 PVD Coating						无涂层 Uncoated
		d	t	ap	a	r	YZP1115	YZP1125	YZP1135	YZP1145	YZK3125	YZK3135	YZM2135	YZ7015	YZ7020	YZ7023	YZ7025	YZ7030	YZM2025	YZK01
	3PKT060304R-M	5.3	2.8	4.7	1.0	0.4								●			●	●		
	3PKT100408R-M	6.9	4.0	7.0	1.2	0.8								●			●	●		
	3PKT150508R-M	10.7	5.0	11.0	1.8	0.8								●			●	●		
	3PKT190608R-M	13.5	6.0	15.0	2.0	0.8								●			●	●		

硬质合金刀粒 Cemented Carbide Inserts | GRAND TOOLS BUILD IT SMARTER

方肩铣削刀片
Square Shoulder Milling Inserts

MP□□

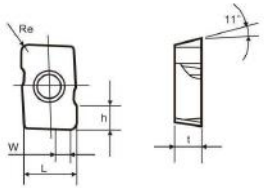

形状 Shape	规格 Specification	尺寸 Size					CVD涂层 CVD Coating							PVD涂层 PVD Coating						无涂层 Uncoated
		L1	L2	T	Φd2	Re	YZP1115	YZP1125	YZP1135	YZP1145	YZK3125	YZK3135	YZM2135	YZ7015	YZ7020	YZ7023	YZ7025	YZ7030	YZM2025	YZK01
	MPHW060304ZEL	11.25	6.20	3.5	2.8	0.8								●			●	●		
	MPHW060308ZEL	17.06	9.28	4.76	4.4	0.4								●			●	●		
	MPHW060304ZEL-0.5	11.25	6.20	3.5	2.8	0.8								●			●	●		
	MPHW060304ZEL-1.5	17.25	9.25	4.76	4.4	0.8								●			●	●		

JD □□

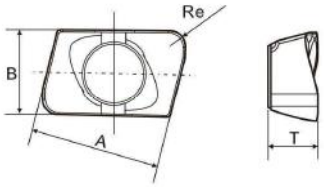

形状 Shape	规格 Specification	尺寸 Size					CVD涂层 CVD Coating							PVD涂层 PVD Coating						无涂层 Uncoated
		A	B	Re	T	φd	YZP1115	YZP1125	YZP1135	YZP1145	YZK3125	YZK3135	YZM2135	YZ7015	YZ7020	YZ7023	YZ7025	YZ7030	YZM2025	YZK01
	JDMT070204R	6.4	4.30	0.40	2.45	2.15								●			●	●		
	JDMT070208R	6.4	4.30	0.80	2.45	2.15								●			●	●		

方肩铣削刀片
Square Shoulder Milling Inserts

LN□□

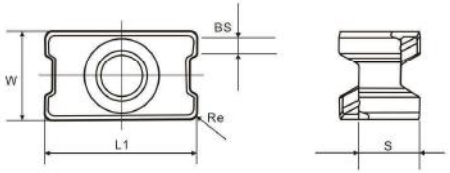

形状 Shape	规格 Specification	尺寸 Size					CVD涂层 CVD Coating							PVD涂层 PVD Coating						无涂层 Uncoated
		L1	S	W	BS	Re	YZP1115	YZP1125	YZP1135	YZP1145	YZK3125	YZK3135	YZM2135	YZ7015	YZ7020	YZ7023	YZ7025	YZ7030	YZM2025	YZK01
	LNGU110408-PR	11.25	6.20	3.5	2.8	0.8								●		●	●			
	LNGU15T608-PR	17.06	9.28	4.76	4.4	0.4								●		●	●			

WN□□

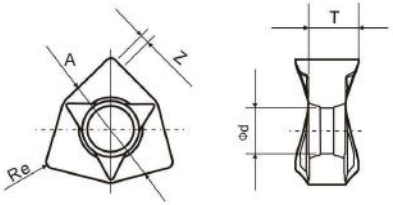

形状 Shape	规格 Specification	尺寸 Size					CVD涂层 CVD Coating							PVD涂层 PVD Coating						无涂层 Uncoated
		A	T	Φd	Z	Re	YZP1115	YZP1125	YZP1135	YZP1145	YZK3125	YZK3135	YZM2135	YZ7015	YZ7020	YZ7023	YZ7025	YZ7030	YZM2025	YZK01
	WNMU040304EN-R	6.75	3.18	3.18	0.6	0.4								●			●	●		
	WNMU080608EN-R	14.02	6.65	6.2	1.3	0.8								●			●	●		
	WNMU080608EN-GH	14.02	6.65	6.2	1.3	0.8								●			●	●		

平面铣削刀片
Plane Milling Inserts

RD□□ RP□□

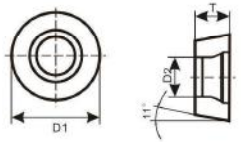

形状 Shape	规格 Specification	尺寸 Size				CVD涂层 CVD Coating							PVD涂层 PVD Coating						无涂层 Uncoated
		D1	T	Φd2	α	YZP1115	YZP1125	YZP1135	YZP1145	YZK3125	YZK3135	YZM2135	YZ7015	YZ7020	YZ7023	YZ7025	YZ7030	YZM2025	YZK01
	RDMT0802MOTN	8.00	2.58	3.4	15								●		●	●	●		
	RDMT10T3MOTN	10.00	3.97	4.4	15								●		●	●	●		
	RDMT1204MOTN	12.00	4.76	4.4	15								●		●	●	●		
	RDMT1604MOTN	16.00	4.76	5.5	15								●		●	●	●		
	RPMT08T2MOE-JS	8.00	2.58	3.4	11								●		●	●	●		
	RPMT10T3MOE-JS	10.00	3.97	4.4	11								●		●	●	●		
	RPMT1204MOE-JS	12.00	4.76	4.4	11								●		●	●	●		
	RPMW1003MO-T	10.00	3.18	4.4	11								●		●	●	●		
	RPMT1204MOE-T	12.00	4.76	4.4	11								●		●	●	●		
	RPMW1003MO-N	10.00	3.18	4.4	11								●		●	●	●		
	RDMT1204MO-N	12.00	4.76	4.4	15								●		●	●	●		
	RDMT1604MO-N	16.00	4.76	5.5	15								●		●	●	●		
	RDMT1204MOE-D	12.00	4.76	4.4	15								●		●	●	●		
	RDMT1604MOE-D	16.00	4.76	5.5	15								●		●	●	●		
	RPMW08T2MOE-P	8.00	2.78	3.4	11								●		●	●	●		
	RPMW1003MOE-P	10.00	3.18	4.4	11								●		●	●	●		
	RPMW10T3MOE-P	10.00	3.97	4.4	11								●		●	●	●		
	RDMW10T3MOE-P	10.00	3.97	4.4	15								●		●	●	●		
	RDMW1204MOE-P	10.00	4.76	4.4	15								●		●	●	●		
	RDMW1604MOE-P	16.00	4.76	5.5	15								●		●	●	●		

平面铣削刀片
Plane Milling Inserts

PN□□

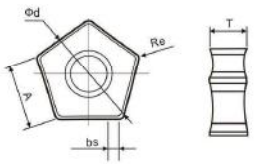

形状 Shape	规格 Specification	尺寸 Size					CVD涂层 CVD Coating						PVD涂层 PVD Coating						无涂层 Uncoated
		A	T	Φd	BS	Re	YZP1115	YZP1125	YZP1135	YZP1145	YZK3125	YZK3135	YZM2135	YZ7015	YZ7020	YZ7023	YZ7025	YZ7030	YZM2025	YZK01
	PNMU0905GNEN-MJ	8.90	6.00	12.20	1.4	0.8								●			●	●		

平面铣削刀片
Plane Milling Inserts

SO□□

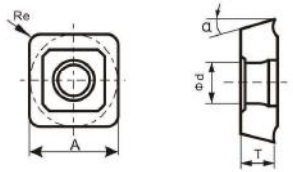

形状 Shape	规格 Specification	尺寸 Size					CVD涂层 CVD Coating						PVD涂层 PVD Coating						无涂层 Uncoated
		A	T	Φd	Re	α	YZP1115	YZP1125	YZP1135	YZP1145	YZK3125	YZK3135	YZM2135	YZ7015	YZ7020	YZ7023	YZ7025	YZ7030	YZM2025	YZK01
	SOMT100420ER-GM	10.30	4.58	4.60	2.0	16								●			●	●		
	SOMT140520ER-GM	14.14	5.56	5.80	2.0	16								●			●	●		

SN□□

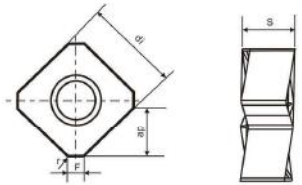

形状 Shape	规格 Specification	尺寸 Size					CVD涂层 CVD Coating						PVD涂层 PVD Coating						无涂层 Uncoated
		di	ap	S	F	r	YZP1115	YZP1125	YZP1135	YZP1145	YZK3125	YZK3135	YZM2135	YZ7015	YZ7020	YZ7023	YZ7025	YZ7030	YZM2025	YZK01
	SNMU1305ANR-MT	13.00	6.00	6.5	3.0	0.8								●			●	●		

ON□□

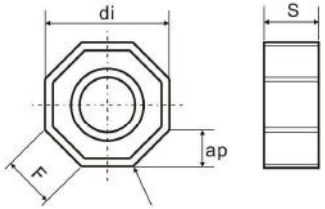

形状 Shape	规格 Specification	尺寸 Size					CVD涂层 CVD Coating						PVD涂层 PVD Coating						无涂层 Uncoated
		di	ap	S	F	r	YZP1115	YZP1125	YZP1135	YZP1145	YZK3125	YZK3135	YZM2135	YZ7015	YZ7020	YZ7023	YZ7025	YZ7030	YZM2025	YZK01
	ONMU050505-MT	13.00	3.50	5.25	5.0	0.5								●			●	●		

平面铣削刀片
Plane Milling Inserts

SE □□

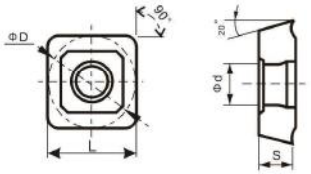

形状 Shape	规格 Specification	尺寸 Size					CVD涂层 CVD Coating						PVD涂层 PVD Coating					无涂层 Uncoated
		L	ΦIC	S	Φd	BS	YZP1115	YZP1125	YZP1135	YZP1145	YZK3125	YZK3135	YZM2135	YZ7015	YZ7020	YZ7023	YZ7025	YZ7030	YZM2025	YZK01
	SEMT13T3AGSN~GM	13.40	13.40	3.97	4.30	2.45								●			●	●		
	SEKT1204AFTN	12.70	12.70	4.76	5.16	2.00								●			●	●		

快进给铣削刀片
Fast Forward to Milling Inserts

LO □□

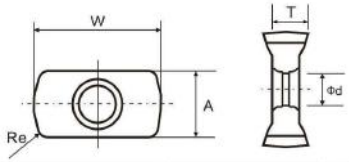

形状 Shape	规格 Specification	尺寸 Size					CVD涂层 CVD Coating						PVD涂层 PVD Coating					无涂层 Uncoated
		A	T	Φd	W	Re	YZP1115	YZP1125	YZP1135	YZP1145	YZK3125	YZK3135	YZM2135	YZ7015	YZ7020	YZ7023	YZ7025	YZ7030	YZM2025	YZK01
	LOGU030310ER-GM	6.20	3.96	3.45	11.90	1.00								●			●	●		

快进给铣削刀片
Fast Forward to Milling Inserts

LN □□

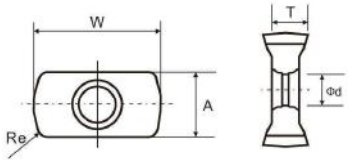

形状 Shape	规格 Specification	尺寸 Size					CVD涂层 CVD Coating						PVD涂层 PVD Coating					无涂层 Uncoated
		A	T	Φd	W	Re	YZP1115	YZP1125	YZP1135	YZP1145	YZK3125	YZK3135	YZM2135	YZ7015	YZ7020	YZ7023	YZ7025	YZ7030	YZM2025	YZK01
	LNMU0303ZER-MJ	6.00	3.75	2.85	11.90	1.20								●			●	●		
	LNMU0303ZER-ML	6.00	3.75	2.85	11.90	1.20								●			●	●		

JD □□

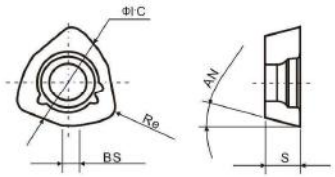

形状 Shape	规格 Specification	尺寸 Size					CVD涂层 CVD Coating						PVD涂层 PVD Coating					无涂层 Uncoated
		ΦIC	S	BS	Re	AN	YZP1115	YZP1125	YZP1135	YZP1145	YZK3125	YZK3135	YZM2135	YZ7015	YZ7020	YZ7023	YZ7025	YZ7030	YZM2025	YZK01
	JDMW09T320SR-FT	9.53	3.97	1.80	2.00	15								●			●	●		
	JDMW120420SR-FT	12.00	4.76	2.50	2.00	15								●			●	●		
	JDMW140520SR-FT	14.00	5.56	2.80	2.00	15								●			●	●		

快进给铣削刀片
Fast Forward to Milling Inserts

WD□□

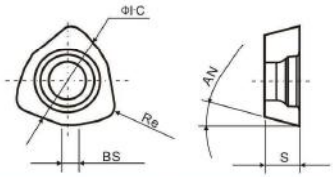

形状 Shape	规格 Specification	尺寸 Size				CVD涂层 CVD Coating							PVD涂层 PVD Coating						无涂层 Uncoated
		S	BS	Re	AN	YZP1115	YZP1125	YZP1135	YZP1145	YZK3125	YZK3135	YZM2135	YZ7015	YZ7020	YZ7023	YZ7025	YZ7030	YZM2025	YZK01
	WDMW06T320ZTR	10.00	3.97	1.20	2.00								●			●			
	WDMW080520ZTR	13.00	5.50	1.50	2.00								●			●			
	WDMW10x620ZTR	16.00	6.00	2.00	2.00								●			●			

SD□□

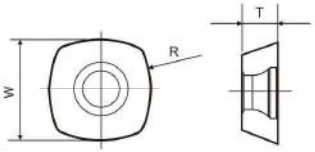

形状 Shape	规格 Specification	尺寸 Size					CVD涂层 CVD Coating							PVD涂层 PVD Coating						无涂层 Uncoated
		R	T	W	Φd	Re	YZP1115	YZP1125	YZP1135	YZP1145	YZK3125	YZK3135	YZM2135	YZ7015	YZ7020	YZ7023	YZ7025	YZ7030	YZM2025	YZK01
	SDMT120512-GH	15.00	5.56	12.7	4.40	1.20								●			●	●		
	SDMT150512-GH	15.00	5.56	15.875	5.50	1.20								●			●	●		

快进给铣削刀片
Fast Forward to Milling Inserts

EP□□

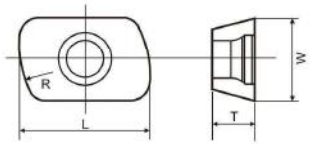

形状 Shape	规格 Specification	尺寸 Size					CVD涂层 CVD Coating							PVD涂层 PVD Coating						无涂层 Uncoated
		R	L	T	W	Re	YZP1115	YZP1125	YZP1135	YZP1145	YZK3125	YZK3135	YZM2135	YZ7015	YZ7020	YZ7023	YZ7025	YZ7030	YZM2025	YZK01
	EPMT0603TN	8.00	10.00	3.18	6.35	2.80								●			●			
	EPNW0603TN-8	8.00	10.00	3.18	6.35	2.80								●			●			

BL□□

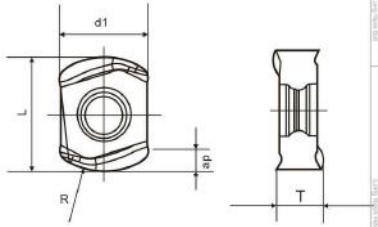

形状 Shape	规格 Specification	尺寸 Size					CVD涂层 CVD Coating							PVD涂层 PVD Coating						无涂层 Uncoated
		R	L	T	d1	AP	YZP1115	YZP1125	YZP1135	YZP1145	YZK3125	YZK3135	YZM2135	YZ7015	YZ7020	YZ7023	YZ7025	YZ7030	YZM2025	YZK01
	BLMP0603R~M	6.00	9.00	3.73	6.40	1.00								●			●	●		
	BLMP0904R~M	8.00	11.90	4.80	9.18	1.50								●			●	●		