

DAILY

READING

NOTEBOOK

THIS JOURNAL BELONGS TO:



CREATED BY REBECCA DAVIES
COPYRIGHT © 2023 DIFFERENTIATED TEACHING

ALL RIGHTS RESERVED

THIS RESOURCE CONTAINS MATERIALS PROTECTED UNDER FEDERAL AND INTERNATIONAL COPYRIGHT LAWS. UNAUTHORIZED PRINT OR USE OF THIS MATERIAL IS PROHIBITED. NO PART OF THIS BOOK MAY BE REPRODUCED OR TRANSMITTED IN ANYFORMAT, INCLUDING ELECTRONICALLY, IN PRINT OR VIA RECORDING, WITHOUT THE EXPRESS WRITTEN PERMISSION OF THE AUTHOR.

THE PURCHASER OF THIS EBOOK HAS PERMISSION TO PRINT COPIES FOR IMMEDIATE FAMILY OR SINGLE-CLASSROOM USE ONLY. FOR ANY USE BEYOND SINGLE CLASSROOM OR IMMEDIATE FAMILY, THE USER MUST PURCHASE AN ADDITIONAL LICENSE.

FOR MORE INFORMATION ABOUT BULK LICENSING, PLEASE CONTACT
REBECCA@DIFFERENTIATEDTEACHING.COM

___/___

TODAY'S SKILL:

GENERATE QUESTIONS

TEXT

TITLE:

PAGES READ:




Before reading, generate three questions you hope are answered in the text.

[Yellow rectangular box for question 1]

[Yellow rectangular box for question 2]

[Yellow rectangular box for question 3]



RATE THE



Record any answers you found to the questions you generated above.

[Three horizontal lines for recording answers]

DAY 1

___/___

TODAY'S SKILL:

VISUALIZE SETTING

TEXT

TITLE:

PAGES READ:




Write about or sketch a picture of the setting of today's reading. Be sure to include any important details shared by the author.

RATE THE



DAY 2



__ / __

TODAY'S SKILL:

VOCABULARY

TEXT

TITLE:

PAGES READ:



Define and sketch three vocabulary words from today's reading

RATE THE



DAY 3

TERM

TERM

TERM

Blank space for defining and sketching the first vocabulary word.

Blank space for defining and sketching the second vocabulary word.

Blank space for defining and sketching the third vocabulary word.

__ / __

TODAY'S SKILL:

CHARACTER TRAITS

TEXT

TITLE:

PAGES READ:



Identify two traits you would use to describe one of the characters in your story. Explain each selection.

RATE THE



DAY 4

TRAIT

EXPLANATION

Blank space for describing the first trait.

Blank space for explaining the first trait.

Blank space for describing the second trait.

Blank space for explaining the second trait.

___/___

TODAY'S SKILL:

SUMMARY

TEXT



TITLE:

PAGES READ:

Generate a summary of today's reading.

SOMEBODY

WANTED

BUT

SO

THEN

RATE

THE



DAY 5

___/___

TODAY'S SKILL:

REFLECT ON READING

TEXT



TITLE:

PAGES READ:

Think back on the text. What was your favorite part? Sketch it below. Then explain why this part stuck with you.



RATE

THE



DAY 6

___/___

TODAY'S SKILL:

PROBLEM & SOLUTION

TEXT

TITLE:

PAGES READ:







Identify two problems that arose. How was each resolved? Record them in the organizer below.

RATE THE



DAY 7

PROBLEM	SOLUTION
	
	

___/___

TODAY'S SKILL:

DIVE DEEPER & LEARN

TEXT

TITLE:

PAGES READ:




You can use text to help jump start your thinking. Consider today's reading. Identify one aspect you'd like to learn more about and find three new facts about it. *Possible ideas:* the setting, time period, topic, or author.

RATE THE



DAY 8



FACT #1

FACT #2

FACT #3

___/___

TODAY'S SKILL:

RECOMMEND & SHARE

TEXT



TITLE:

PAGES READ:

Select the emoji that best aligns with how you feel about this story.



Explain your selection.

RATE THE



DAY 9

___/___

TODAY'S SKILL:

CONTEXT CLUES

TEXT




TITLE:

PAGES READ:

Use context clues to define two vocabulary words. Then look it up to see if you were right!

WORD:

I THINK IT MEANS



WORD:

I THINK IT MEANS

RATE THE



DAY 10

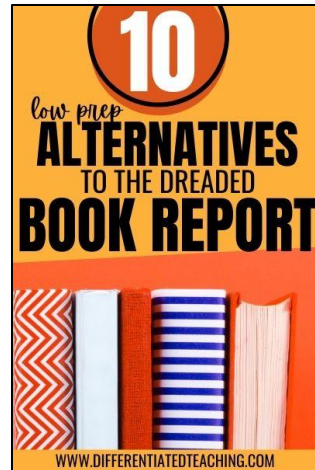
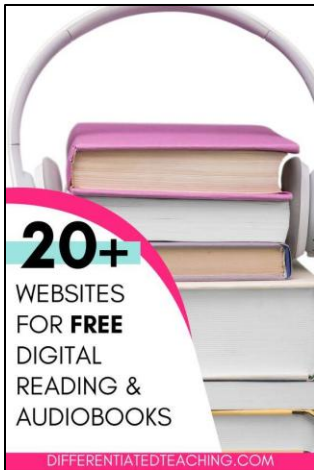
HEY THERE!

I know what it's like to struggle trying to find the right materials to use with your struggling and reluctant learners. That's why my goal is to create resources that are both approachable and research-based. As a mom of kiddos with special needs, I want to make sure my resources are things I'd like to see come home in my own kiddos folder each week.

When I'm not busy creating classroom resources, you'll find me enjoying family time with my husband, three kiddos, and our sweet pups.



CLICK THE IMAGES TO READ MORE ABOUT LANGUAGE ARTS RESOURCES & STRATEGIES



© 2023 Differentiated Teaching. All rights reserved by author. All items in this pack are copyright protected and not to be redistributed in part or whole by any individual other than the original creator without written permission.

Any other uses must obtain permission from the author. Copying any part of this resource or placing it on the internet in any form (including personal or classroom website accessible via search) is strictly prohibited. Doing so is a violation of the Digital Millennium Copyright Act (DMCA).

QUESTIONS OR CONCERNS?

Reach out to me directly via email at Rebecca@differentiatedteaching.com
I'll respond within 1-2 business days.

CLIPART & FONTS IN THIS RESOURCE BY:

