




Waseca Reading Program

Aqua Workbook




Name: _____

Aqua 1

date _____

1. Spell all of the words in Aqua 1 with the moveable alphabet.
Check the box when you are done.



k i t e



2. Add a silent e to make a new word. Read the words to yourself.

made

fad

rob

at

can

not

pal

lop

hop

plan

hid

bit

3. Match all of the labels in Aqua 1 to the pictures. Check the box when you are done.



kite

4. Write the words in your best handwriting.

1.

2.

3.

4.


5.

6.

7.

8.

5. Read the Aqua 1 phonogram booklet to an adult. Check the box when you are done.



6. Learn the sight words below by listening to the words read aloud as they are pointed to. Then, point to the words when they are read aloud. When you are ready, read the words that you have learned.

keep

miss

tree

school

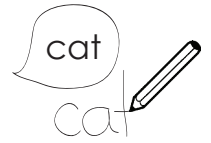
never

father

start

city

7. Have an older child or an adult read each of the label cards in Aqua I and you write the words.



1.

2.

3.

4.

5.

6.

7.

8.

8. Write the story of the silent e who changed the word.

hop

hope

hope

Aqua 2

date _____

1. Spell all of the words in Aqua 2 with the moveable alphabet.
Check the box when you are done.



r a k e



2. Use each of the letters in the gray boxes to make a word with -ate, -ade, -ame, and -ave. Write each word under its word family.
Read the lists.

g	l	d	sk
-ate			
gate			

bl	f	sh	m
-ade			

bl	s	c	f
-ame			

g	sl	w	s
-ave			

3. Match all of the labels in Aqua 2 to the pictures. Check the box when you are done.



4. Write the words in your best handwriting.

1.

2.

3.

4.

5.

6.

7.

8.

5. Read the Aqua 2 phonogram booklet to an adult. Check the box when you are done.



6. Learn the sight words below by listening to the words read aloud as they are pointed to. Then, point to the words when they are read aloud. When you are ready, read the words that you have learned.

thoughts

Earth

study

state

page

lights

story

saw

7. Read the words in the box. Use the words to fill in the blanks in the sentences that follow.

shade	sale	brave	wave
escape	came	trade	male

The tree gave a lot of _____ .

She was _____ to walk along the cliff.

Was the animal a _____ or a female?

Dave wants to _____ pictures with me.

The dress that she likes was on _____ .

Jane gave me a _____ from the van.

The crab will _____ from the box.

Mike _____ from Boston.

8. Use each of the letters to make a word with -ake -ape, -ale, -ane, and -aze. Write each word under its word family. Read each list to yourself.

t	b	m	sh	
				-ake
				take

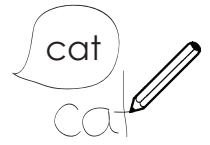
gr	t	g	sh	
				-ape

p	s	t	m	
				-ale

pl	v	m	c	
				-ane

d	cr	gr	bl	
				-aze

9. Have an older child or an adult read each of the label cards in Aqua 2 and you write the words.



1.

2.

3.

4.

5.

6.

7.

8.

Aqua 3

date _____

1. Spell all of the words in Aqua 3 with the moveable alphabet.
Check the box when you are done.



m o l e



2. Use each of the letters in the gray boxes to make a word with -ole, -ote, -oke, and -one. Write each word under its word family. Read the lists.

h	p	m	st
-ole			
hole			

v	n	t	qu
-ote			

br	j	sp	ch
-oke			

st	sh	b	thr
-one			

3. Match all of the labels in Aqua 3 to the pictures. Check the box when you are done.



mole

4. Write the words in your best handwriting.

1. _____

2. _____

3. _____

4. _____

5. _____

6. _____

7. _____

8. _____

5. Read the Aqua 3 phonogram booklet to an adult. Check the box when you are done.



6. Learn the sight words below by listening to the words read aloud as they are pointed to. Then, point to the words when they are read aloud. When you are ready, read the words that you have learned.

while

after

eyes

don't

might

few

close

change

7. Read the words in the box. Use the words to fill in the blanks in the sentences that follow.

stone	shone	chore	spoke
hole	joke	bone	note

I left a _____ for mom to say where I went.

Jake tossed a _____ in the pond.

The sun _____ all day long.

There was a _____ in the bucket.

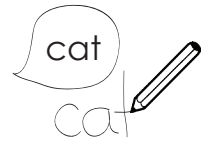
Dad _____ of a time when he was a kid.

We each had a _____ to do each day.

Luke made a _____ about the mistake.

Shane broke a _____ in his leg.

8. Have an older child or an adult read each of the label cards in Aqua 3 and you write the words.



1. _____

2. _____

3. _____

4. _____

5. _____

6. _____

7. _____

8. _____

Aqua 4

date _____

1. Spell all of the words in Aqua 4 with the moveable alphabet.
Check the box when you are done.



b i k e



2. Use each of the letters in the gray boxes to make a word with -ike, -ime, -ide, and -ine. Write each word under its word family. Read the lists.


l	h	b	str
-ike			
like			

d	ch	t	pr
-ime			

br	gl	r	str
-ide			

sh	f	m	sp
-ine			

3. Match all of the labels in Aqua 4 to the pictures. Check the box when you are done.



4. Write the words in your best handwriting.

1.

2.

3.

4.

5.

6.

7.

8.

5. Read the Aqua 4 phonogram booklet to an adult. Check the box when you are done.



6. Learn the sight words below by listening to the words read aloud as they are pointed to. Then, point to the words when they are read aloud. When you are ready, read the words that you have learned.

open

seem

example

follow

begin

hard

life

baby

7. Read the words in the box. Use the words to fill in the blanks in the sentences that follow.

bike	dimes	fine	side
upside	strike	hide	mine

She turns the picture _____ down.

The girls like to _____ under the bed.

We have to _____ a long way to get there.

Ben knows how to _____ a match.

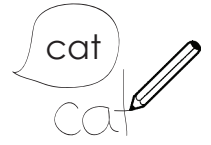
Beth says that she is _____ .

I have three _____ to add.

I said that the lost dog was _____ .

He ran to the other _____ .

8. Have an older child or an adult read each of the label cards in Aqua 4 and you write the words.



1.

2.

3.

4.

5.

6.

7.

8.

Aqua 5

date _____

1. Spell all of the words in Aqua 5 with the moveable alphabet.
Check the box when you are done.



c u b e





2. Use each of the letters in the gray boxes to make a word with -une, -ute, and -ude. Write each word under its word family. Read the lists.

t	J	d	pr
-une			
tune			

fl	m	c	j
-ute			

d	r	cr
-ude		

3. Match all of the labels in Aqua 5 to the pictures. Check the box when you are done.



4. Write the words in your best handwriting.

1.

2.

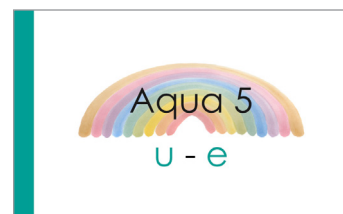
3.

4.

5.

6.

5. Read the Aqua 5 phonogram booklet to an adult. Check the box when you are done.



6. Learn the sight words below by listening to the words read aloud as they are pointed to. Then, point to the words when they are read aloud. When you are ready, read the words that you have learned.

always

together

those

both

paper

group

often

feel

7. Read the words in the box. Use the words to fill in the blanks in the sentences that follow.

tune	rule	June	cube
cute	dunes	flute	prune

One _____ in our class is to respect one another.

The _____ came from the pipe.

A block is a _____.

Pete will be ten years old in _____.

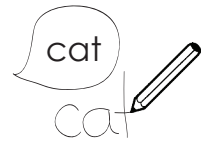
Grass grew in the _____ and kept them from shifting in the wind.

The baby was so _____ that he made you smile.

He made a tune on the _____.

A _____ is a plum that has been set out in the sun.

8. Have an older child or an adult read each of the label cards in Aqua 5 and you write the words.



1.

2.

3.

4.


5.

6.


Aqua 6

date _____

1. Spell all of the words in Aqua 6 with the moveable alphabet.
Check the box when you are done.



f r a m e



2. Use each of the letters in the gray boxes to make a word with -aste, -ove, -ile, and -ube. Write each word under its word family.
Read the lists.


w	p	h	t
-aste			
waste			

w	dr	c	st
-ove			

p	m	f	sm
-ile			

t	c	l
-ube		

3. Match all of the labels in Aqua 6 to the pictures. Check the box when you are done.



4. Write the words in your best handwriting.

1.

2.

3.

4.

5.

6.

7.

8.

5. Read the Aqua 6 phonogram booklet to an adult. Check the box when you are done.



6. Learn the sight words below by listening to the words read aloud as they are pointed to. Then, point to the words when they are read aloud. When you are ready, read the words that you have learned.

sometimes

important

feet

until

car

birds

mile

night

7. Read the words in the box. Use the words to fill in the blanks in the sentences that follow.

dive	stole	tribe	late
mute	pole	poke	life

A flag was at the top of the _____ .

I will learn how to _____ in swim class.

Fred likes to _____ the ants with a stick.

The _____ lived in huts and could hunt for food.

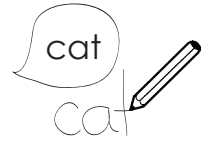
If you press the _____ button, the sound is gone.

I was _____ for the bus and mom had to take me.

The rabbit _____ some kale from the beds.

The Earth is full of _____ .

8. Have an older child or an adult read each of the label cards in Aqua 6 and you write the words.



1. _____

2. _____

3. _____

4. _____

5. _____

6. _____

7. _____

8. _____

- Spell all of the words in Aqua 7 with the moveable alphabet.
Check the box when you are done.



r e p t i l e

- Add a vowel (a, e, i, o, or u) and a silent e to make a word. Read the words to yourself.

backbone

helpful

backfire

bedside

ignite

handmade

explode

invite

homesick

athlete

handshake

leather jacket

bedtime

headline

escape

fireman

landscape

excuse

3. Match all of the labels in Aqua 7 to the pictures. Check the box when you are done.



reptile

4. Write the words in your best handwriting.

1. _____

2. _____

3. _____

4. _____

5. _____

6. _____

7. _____

8. _____

5. Read the Aqua 7 phonogram booklet to an adult. Check the box when you are done.



6. Learn the sight words below by listening to the words read aloud as they are pointed to. Then, point to the words when they are read aloud. When you are ready, read the words that you have learned.

began

walk

grow

white

took

sea

river

four

7. Read the words in the box. Use the words to fill in the blanks in the sentences that follow.

costume	inside	nickname	telescope
valentine	bathrobe	reptile	complete

John's _____ is Jack.

A snake is a _____ with no legs.

When I got out of the bath, I put on a _____.

They had a _____ that let us see Neptune.

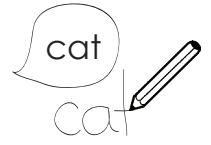
There were many things _____ the chest.

She gave a _____ to her mother to say "I love you."

The boys had to _____ the work before sunset.

Ann wore a witch _____ to the parade.

8. Have an older child or an adult read each of the label cards in Aqua 7 and you write the words.



1.

2.

3.

4.

5.

6.

7.

8.

9. Use the pictures to write a story with a beginning, middle, and end.



