



Westinghouse Full Catalogue

July 2025



Interactive Digital Catalogue



Contents

**Air Fryers
& Bench Top
Ovens**
Pages 4-7

**Blenders
& Food
Processors**
Pages 8-11

Breakfast
Pages 12-19

Coffee
Pages 20-21

**Electric
Frypans &
Skillets**
Pages 22-25

Floor Care
Pages 26-27

Ironing
Pages 28-31

Contents

**Kitchen
Accessories**
Pages 32-35

Personal Care
Pages 36-37

**Portable
Cooktops**
Pages 38-41

**Sandwich
Presses &
Grills**
Pages 42-43

**Slow Cookers
& Rice
Cookers**
Pages 44-47

Kitchenware
Pages 48-52

Contacts
Pages 53

Air Fryers & Bench Top Ovens

New to the Range

Digital Air Fryer Oven WHOV03K

The Westinghouse Digital Air Fryer Oven brings modern convenience and versatile cooking capabilities to your kitchen in one sleek, multifunctional appliance. Built with a durable black painted steel body and a dual-layer tempered glass door, this oven not only looks sophisticated but also ensures safe, energy-efficient operation. Its high-definition digital display, touch-sensitive controls, and easy-turn dials provide a user-friendly interface to access a wide range of cooking options with precision. With a spacious 25L capacity and powerful 2200W output, it's perfectly equipped to handle everything from everyday meals to entertaining.

Featuring 12 preset cooking functions—including air fry, bake, roast, and more—this appliance simplifies meal preparation with consistent results. It offers a generous temperature range of 30°C to 230°C and a programmable timer of up to 9 hours, giving users full control for both fast and slow cooking. The oven comes complete with a frying basket, bake tray, wire rack, drip tray, and tray handle, providing all the essential accessories needed for a variety of dishes. The Westinghouse Digital Air Fryer Oven is a powerful, space-saving solution designed to elevate your home cooking experience.



Westinghouse

220-240V
50/60Hz
2200W
25L



HD

**HIGH DEFINITION
DISPLAY**



**TOUCHSCREEN
PANEL**



**PRESET COOKING
FUNCTIONS**



**INNER
LAMP**

[Click the photo for more info](#)

5

Air Fryers &
Bench Top
Ovens


220-240V
50/60Hz
1800W
5.2L



Click the photo for more info

Opti-Fry Air Fryer WHOFO6K

- Plastic body with non-stick coated aluminium basket and bowl.
- Digital LED display with touch sensitive controls.
- Detachable air fryer basket to ease serving and oil/fat separation.
- Temperature control between 80-200°C and a 60 minute timer.
- Cool touch exterior and auto shut off when basket is removed.
- 8 Auto menu functions.



Opti-Fry Air Fryer WHOFO8K

- Plastic body with long slot, non-stick coated aluminium basket.
- Digital LED display with touch sensitive controls.
- Removable non-stick insert for oil and fat drainage.
- 5 Temperature options and a 60 minute timer.
- Cool touch exterior and auto shut off when basket is removed.
- 5 Functions: Chips, Chicken, Steak, Seafood and Manual.



220-240V
50/60Hz
1500W
5L

Click the photo for more info

Opti-Fry Air Fryer WHOFO9K

- Plastic body with long slot, non-stick coated aluminium basket.
- Digital LED display with touch sensitive controls.
- Removable non-stick insert for oil and fat drainage.
- 5 Temperature options and a 60 minute timer.
- Cool touch exterior and auto shut off when basket is removed.
- 5 Functions: Chips, Chicken, Steak, Seafood and Manual.



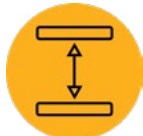
220-240V
50/60Hz
1700W
8L



Click the photo for more info



Smart Logic Opti-Fry Air Fryer WHOF12KS



- Black plastic body with black stainless steel accents and non-stick coated aluminium basket.
- Digital touchscreen control panel with high resolution images.
- 6 Smart Logic functions, as well as manual control and a shake reminder.
- Temperature range of 100-200°C and Timer between 1-60min.
- Smart Logic technology allows for the unit to detect the temperature of the food and based on the function selected, alter the cooking time for perfect cooking.



220-240V
50/60Hz
1700W
8L

Click the photo for more info



220-240V
50/60Hz
600W
7 TRAYS

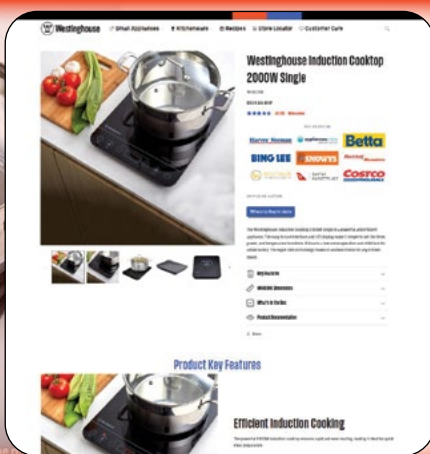
Click the photo for more info

Dehydrator WHDH01SK



- Stainless steel body with tempered glass door and black accents.
- Digital LED display with touch sensitive controls.
- Variable temperature control in 5°C increments.
- Temperature range of 30°C-75°C and timer of 1 hour-24 hours.
- Inner lamp to check the progress of your food.
- 7 Stainless steel drying trays, 1 PP drip tray and 1 PP mesh sheet.

CLICK THE PRODUCT IMAGES FOR MORE INFO



**All the extra information
you could ever need is only a
click away!**

If viewing a digital copy of this magazine, the product images for each and every product can be clicked/tapped in order to open their web pages from our website.

Blenders & Food Processors

New to the Range

Blender WHBLO4K

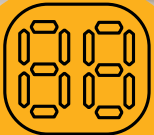
The Westinghouse 1.5L Digital Blender is a sleek and powerful kitchen appliance designed to meet a variety of blending needs. It features a sturdy 1.5-litre glass jug mounted on a modern black and stainless steel base, offering both style and durability. With a 900W motor at its core, this blender delivers strong performance for everyday use, and its LED digital display on the control dial facilitates easy operation and precise control.

This versatile appliance includes dedicated function buttons for Pulse, Ice Crushing, and Smoothie modes, making it ideal for preparing everything from frozen drinks to creamy blends and chunky salsas. With 8 speed control levels, users can fine-tune their blending to suit the texture and consistency required for different recipes, offering flexibility and convenience in the kitchen.

Designed with safety and efficiency in mind, the Westinghouse 1.5L Digital Blender comes equipped with a hex stainless steel blade featuring serrated edges for thorough blending of even the toughest ingredients. The suction-cupped base adds extra stability during use, minimizing movement and enhancing safety. Combining power, versatility, and user-friendly features, this blender is a reliable and stylish addition to any modern kitchen.



220-240V
50/60Hz
900W
1.5L



**DIGITAL DISPLAY
DIAL**



**SIMPLE
CONTROLS**



**SAFETY LOCK
LID**



**PULSE, ICE &
SMOOTHIES**

[Click the photo for more info](#)

220-240V
50/60Hz
400W
600ML



Click the photo for more info

Food Chopper WHCH02K

- Black plastic body with chrome accents and heavy duty plastic jug.
- Analogue easy push button controls.
- Dual speed control.
- Plastic lid for fully encompassed chopping.
- Dishwasher safe jug and blade.
- Quad blade attachment for efficient chopping.



XL

Food Processor WHFPR01SS

- Stainless steel body with black accents and heavy duty plastic processing bowl.
- Simple analogue dial controls.
- 2 Speed levels and a pulse function.
- Blender and Juicer attachments adds multiple different functions.
- 3 Stainless steel blade discs (slice, grate & shred), stainless steel blade attachment and plastic dough mixer attachment.



220-240V
50/60Hz
1000W
3.5L

Click the photo for more info

CHECK OUT OUR SOCIAL MEDIA PAGES

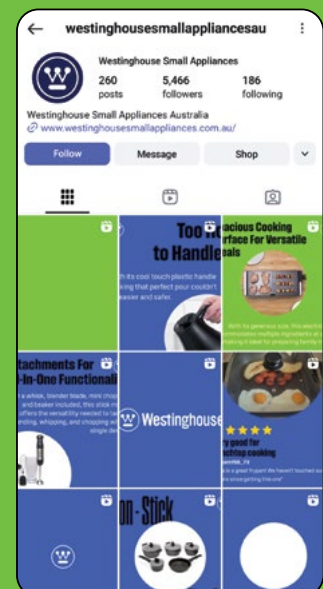
We regularly post on our social media pages to build the Westinghouse brand. This raises customer awareness of new product and in doing so, we direct them to your website.



@Westinghouse Small Appliances Australia



@westinghousesmallappliancesau





Stick Mixer WHSM02SS

- Stainless steel with soft touch plastic grips.
- Simple button operation and dial speed control.
- Variable speed options and a turbo mode.
- Included with a blender blade, whisk, 500ml chopper and 600ml beaker.
- Easy attachment release mechanism.
- Blender blade cover with venting design for easy blending.



Stick Mixer WHSM05K

- Black plastic body with stainless steel blender blade shaft.
- Simple button operation.
- Dual speed control options.
- Turbo speed included for tougher foods.
- Easy attachment release mechanism.
- Blender blade cover with venting design for easy blending.



Stick Mixer WHSM06SS

- Stainless steel with comfortable soft touch grip.
- Simple button operation and LED speed display.
- Variable speed options and a turbo mode.
- Included with a blender blade, masher, whisk, beaters, 500ml chopper, 800ml beaker and lock-in stand.
- Easy attachment twist lock mechanism.
- Lock-in stand to safely and easily store all pieces.



Breakfast



220-240V
50/60Hz
2400W
2.7L



**DIGITAL
DISPLAY**



**TOUCHSCREEN
CONTROLS**



**TEMPERATURE
CONTROL**



**CHILD
LOCK**

[Click the photo for more info](#)

Instant Hot Water Dispenser

WHIHWDO3SS

The Westinghouse 2.7L Instant Hot Water Dispenser is a sleek, stainless steel appliance designed to deliver instant hot water with style and precision. Featuring black accents and a transparent, removable water tank, this unit combines aesthetics with practicality. With a 2.7-litre capacity, it's suitable for home or small office use, and its compact footprint ensures it fits comfortably on most countertops.

Equipped with a digital LCD display and touch controls, this dispenser allows users to select from a range of temperature presets from 45°C to 100°C, including a room temperature option. It also offers volume presets from 100ml to 400ml, plus a continuous flow mode, making it ideal for everything from a single cup of tea to filling a pot. Dedicated functions for baby bottles and coffee/tea, as well as a child lock, ensure both convenience and safety.

Additional features such as the removable drip tray make it easy to use taller mugs or containers. Operating at 2400W, the Westinghouse Instant Hot Water Dispenser is engineered for efficiency and speed. Whether you're preparing beverages or quick meals, this appliance brings modern convenience to your fingertips with precision and thoughtful design elements.

220-240V
50/60Hz
2400W
4L



Click the photo for more info

Instant Hot Water Dispenser

WHIHWDO4SS

- Stainless steel body with black accents and transparent, removable water tank.
- Digital LCD display with touch controls.
- Child lock, baby bottle and coffee/tea functions.
- Volume presets between 100-400ml and continuous flow.
- Temperature presets between 45-100°C and room temperature.
- Removable drip tray to accommodate larger sizes of cups.



Kettle

WHKE06SS

- Stainless steel body with black accents and stainless steel interior.
- Simple toggle switch operation and easy release, pull lever lid.
- 360° rotational kettle base.
- Cool touch handle & lid, as well as dry boil protection.
- Concealed heating element.
- **Matching toaster WHTS2S06SS.**

220-240V
50/60Hz
2200W
1.7L



Click the photo for more info

220-240V
50/60Hz
2200W
1.7L



Click the photo for more info

Kettle

WHKE08GL

- Stainless steel body with Schott glass window and stainless steel & glass interior.
- Simple toggle switch operation and easy release, push button lid.
- 360° rotational kettle base.
- Cool touch handle and dry boil protection.
- Concealed heating element and blue LED illumination.





Kettle WHKE12K

- Black plastic body with chrome accents.
- Simple toggle switch operation and easy release, pull lever lid.
- Water level indicator.
- 360° rotational kettle base.
- Cool touch handle and dry boil protection.
- Concealed heating element.
- **Matching Toaster WHTS2S12K.**

220-240V
50/60Hz
2200W
1.7L



Click the photo for more info

220-240V
50/60Hz
2200W
1.7L



Click the photo for more info

Kettle WHKE12W

- White plastic body with chrome accents.
- Simple toggle switch operation and easy release, pull lever lid.
- Water level indicator.
- 360° rotational kettle base.
- Cool touch handle and dry boil protection.
- Concealed heating element.
- **Matching Toaster WHTS2S12W.**



Gooseneck Kettle WHGKE01K

- Stainless steel kettle body in a matte black colour, paired with a black plastic base and black chrome accents.
- LCD display with sleek button and dial controls.
- Variable temperature control, Brew stopwatch, Hold and Mute functions.
- Temperature control from 40°C - 100°C and a maximum of 2 hour hold function.
- 360° kettle base and gooseneck spout for a precise pour



220-240V
50/60Hz
1200W
800ML



Click the photo for more info

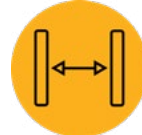
220-240V
50/60Hz
1.7L +
2 SLICE



Click the photo for more info

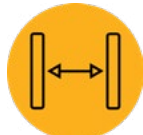
Kettle & Toaster Pack WHKTPK07K

- Black plastic patterned bodies with chrome accents.
- 360° rotational kettle base and simple toggle switch kettle operation.
- Concealed kettle heating element and pull top lid.
- Wide self centering toaster slots and 7 stage browning control.
- Toaster crumb collector tray.
- Reheat, defrost and early stop toaster functions.



Kettle & Toaster Pack WHKTPK07W

- White plastic patterned bodies with chrome accents.
- 360° rotational kettle base and simple toggle switch kettle operation.
- Concealed kettle heating element and pull top lid.
- Wide self centering toaster slots and 7 stage browning control.
- Toaster crumb collector tray.
- Reheat, defrost and early stop toaster functions.



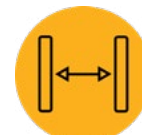
220-240V
50/60Hz
1.7L +
2 SLICE



Click the photo for more info

Kettle & Toaster Pack WHKTPK09K

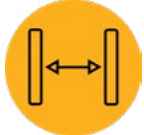
- Black plastic patterned bodies with chrome accents.
- 360° rotational kettle base and simple toggle switch kettle operation.
- Concealed kettle heating element and pull top lid.
- Wide self centering toaster slots and 7 stage browning control.
- Toaster crumb collector tray.
- Reheat, defrost and early stop toaster functions.



220-240V
50/60Hz
1.7L +
2 SLICE



Click the photo for more info



Kettle & Toaster Pack WHKTPK09W

- White plastic patterned bodies with chrome accents.
- 360° rotational kettle base and simple toggle switch kettle operation.
- Concealed kettle heating element and pull top lid.
- Wide self centering toaster slots and 7 stage browning control.
- Toaster crumb collector tray.
- Reheat, defrost and early stop toaster functions.



220-240V
50/60Hz
1.7L +
2 SLICE

[Click the photo for more info](#)

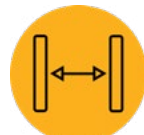
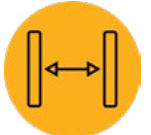
220-240V
50/60Hz
1.7L +
4 SLICE



[Click the photo for more info](#)

Kettle & Toaster Pack WHKTPK13KG

- Black plastic patterned bodies with gold accents.
- 360° rotational kettle base and simple toggle switch kettle operation.
- Concealed kettle heating element and push button lid release.
- Wide self centering toaster slots and 7 stage browning control.
- Toaster crumb collector trays.
- Reheat, defrost and eject toaster functions.



Kettle & Toaster Pack WHKTPK13GG

- Grey plastic patterned bodies with gold accents.
- 360° rotational kettle base and simple toggle switch kettle operation.
- Concealed kettle heating element and push button lid release.
- Wide self centering toaster slots and 7 stage browning control.
- Toaster crumb collector trays.
- Reheat, defrost and eject toaster functions.



220-240V
50/60Hz
1.7L +
4 SLICE

[Click the photo for more info](#)

220-240V
50/60Hz
1.7L +
4 SLICE



Click the photo for more info

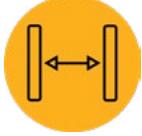
Kettle & Toaster Pack WHKTPK14K

- Black plastic patterned bodies with chrome accents.
- 360° rotational kettle base and simple toggle switch kettle operation.
- Concealed kettle heating element and pull top kettle lid.
- Wide self centering toaster slots and 7 stage browning control.
- Toaster crumb collector trays.
- Reheat, defrost and eject toaster functions.



Kettle & Toaster Pack WHKTPK14W

- White plastic patterned bodies with chrome accents.
- 360° rotational kettle base and simple toggle switch kettle operation.
- Concealed kettle heating element and pull top kettle lid.
- Wide self centering toaster slots and 7 stage browning control.
- Toaster crumb collector trays.
- Reheat, defrost and eject toaster functions.



220-240V
50/60Hz
1.7L +
4 SLICE



Click the photo for more info

220-240V
50/60Hz
930W
2 SLICE

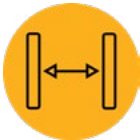


Click the photo for more info

Toaster WHTS2S06SS

- Stainless steel and black plastic body with chrome accents.
- Analogue dial and lever controls with LED function buttons.
- Defrost, Reheat and Cancel functions.
- 7 Stage browning control.
- Extra wide self-centering slots.
- High lift lever.
- **Matching Kettle WHKE06SS.**





Toaster WHTS2S12K

- Black plastic body with stainless steel toasting slots and chrome accents.
- Analogue dial and button controls with LED buttons.
- Reheat, defrost and cancel functions.
- 7 Stage variable browning control.
- Equipped with a high lift lever and cable storage.
- Self-centering, extra wide toasting slots.
- **Matching Kettle WHKE12K.**

220-240V
50/60Hz
930W
2 SLICE



[Click the photo for more info](#)

220-240V
50/60Hz
930W
2 SLICE

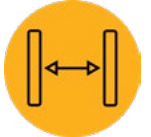


[Click the photo for more info](#)

Toaster

WHTS2S12W

- White plastic body with stainless steel toasting slots and chrome accents.
- Analogue dial and button controls with LED buttons.
- Reheat, defrost and cancel functions.
- 7 Stage variable browning control.
- Equipped with a high lift lever and cable storage.
- Self-centering, extra wide toasting slots.
- **Matching Kettle WHKE12W.**



ENSURE YOUR STORE IS LISTED ON OUR STORE LOCATOR

Our store locator on our website holds the locations of over 800 of our retailers who sell Westinghouse in-store.

Customers can utilise this locator to find their preferred Westinghouse Small Appliances & Kitchenware local retailer.

If your store is not already listed on our Store Locator, let your Account Manager know and we can add your store's details to this easy-to-use feature.



[Click to see our Store Locator](#)

Coffee

New to the Range



**220-240V
50/60Hz
1200W
800ML**



**360° KETTLE
BASE**



**TEMPERATURE
CONTROL**



**DIGITAL
DISPLAY**



**LIGHTWEIGHT
BUILD**

Gooseneck Kettle WHGKE01K

Featuring a high-quality stainless steel body and an elegant black chrome highlighted base, this kettle combines style with performance. Its 800ml capacity is ideal for single servings or small batches, perfect for precision brewing. With a variable temperature control of 40°C - 100°C this kettle makes it easier to set the temperature for your tea, coffee, or pour-over, ensuring the best extraction every time. The LCD display with button and dial controls makes for an intuitive yet easy to use experience enabling you to make precise adjustments, and monitor its progress with the sleek display.

220-240V
50/60Hz
200W
60g



Click the photo for more info

Multipurpose Grinder WHCG01SS

- Stainless steel body with black accents and stainless steel blades.
- Simple push button operation.
- Ideal for quick and easy coffee, spice or nut grinding.
- Transparent plastic lid window for better control.
- Cord storage underneath.



Cordless Milk Frother WHMFO1K

- Black plastic body with chrome accents and stainless steel frothing rod.
- Digital touch control button to cycle between speeds.
- Low, Medium and High speed options available.
- 3.7V Li-Ion Battery.
- Removable frothing rod for easy cleaning.
- Storage bracket and USB-C cable included.



DC5V
0.8A
5W



Click the photo for more info

220-240V
50/60Hz
650W
250ML



Click the photo for more info

Milk Frother WHMFO3K

- Black aluminium jug with unique design and transparent plastic lid.
- LED function indicators and touch sensitive button operation.
- Hot Milk, Hot Choc, Cold Froth and Hot Froth functions.
- Optimised presets for perfect frothing.
- Uniquely designed mug for a sleek look and easier pour.



Electric Frypans & Skillets



**NON-STICK
COATING**



**SIMPLE
CONTROLS**



**EASY TO
CLEAN**



**TEMPERATURE
CONTROL**

WHEFO3K





Westinghouse

Our range of electric frypans and skillets delivers a perfect blend of convenience, performance, and durability—ideal for the modern Australian kitchen. Designed with thick cast aluminium bodies and powerful cast-in heating elements, these appliances ensure even heat distribution for consistent cooking results. Featuring heavy-duty non-stick coatings with a stone finish, cool-touch handles and tempered glass lids. They combine practicality with stylish and contemporary design. From quick breakfasts to family dinners, these frypans and skillets are built to handle it all with ease.

WHEF01G



WHSK01K



WHEF02K



[Click the photo for more info](#)

220-240V
50/60Hz
2400W
8.3L



Electric Frypan WHEF01G

- Thick cast aluminium body and heavy duty non-stick coating with stone finish.
- Trigger release temperature control probe with analogue dial.
- Variable temperature control from 150-230°C.
- Cast-in M shaped heating element for superior heat distribution.



Electric Frypan WHEF02K

- Thick cast aluminium body and heavy duty non-stick coating with stone finish.
- Trigger release temperature control probe with analogue dial.
- Variable temperature control from 150-230°C.
- Cast-in M shaped heating element for superior heat distribution.



220-240V
50/60Hz
2000W
5L



220-240V
50/60Hz
2400W
7L



Electric Frypan WHEF03K

- Thick cast aluminium body and heavy duty non-stick coating with stone finish.
- Trigger release temperature control probe with analogue dial.
- Variable temperature control from 150-230°C.
- Cast-in M shaped heating element for superior heat distribution.





Electric Skillet WHSK01K

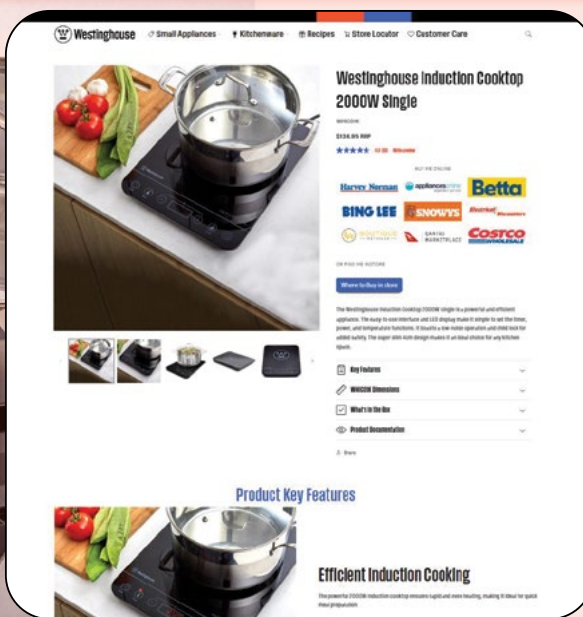
- Thick cast aluminium body and heavy duty non-stick coating with stone finish.
- Trigger release temperature control probe with analogue dial.
- Variable temperature control from 150-230°C.
- Cast-in M shaped heating element for superior heat distribution.

220-240V
50/60Hz
1200W
26CM



Click the photo for more info

CLICK THE PRODUCT IMAGES FOR MORE INFO



Click the photo for more info

**All the extra
information you could
ever need is only a click
away!**

If viewing a digital copy of this magazine, the product images for each and every product can be clicked/tapped in order to open their web pages from our website.

Floor Care




Vacuum Cleaner WHVC01SB

The Westinghouse 1800W Bagless Vacuum Cleaner combines powerful suction with user-friendly design, featuring a sleek grey and blue body, black hose, and stainless steel extension tube. With 14 variable power levels, a retractable cord, and an adjustable floor head for both carpets and hard floors, it's built for flexible, efficient cleaning.

Washable HEPA filters help capture fine dust and allergens, while included crevice and upholstery nozzles make it easy to tackle corners and furniture.

220-240V
50/60Hz
1800W
2.5L



**ADJUSTABLE
POWER**



**SIMPLE
CONTROLS**



**WASHABLE HEPA
FILTERS**

[Click the photo for more info](#)

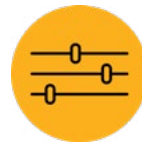
220-240V
50/60Hz
2000W
3L



Click the photo for more info

Bagless Vacuum Cleaner WHVC02SB

- Grey and blue main body with black suction hose and stainless steel extension tube.
- Analogue buttons and power level switch.
- Variable power levels and retractable power cord.
- Adjustable floor head between hard floors and carpeted floors & mats.
- Washable HEPA filters.
- Crevice nozzle and upholstery nozzle attachments included.



Stick Vacuum Cleaner WHVCSV04SB

- Grey and blue main body with metallic blue suction tube.
- Soft push buttons with LED indicator lights.
- Dual suction power with ECO and MAX modes.
- 300W Brushless motor.
- Washable HEPA filters.
- Crevice nozzle and upholstery nozzle attachments included.



29.6V
2200MAH
300W
500ML



Click the photo for more info

CHECK OUT OUR SOCIAL MEDIA PAGES

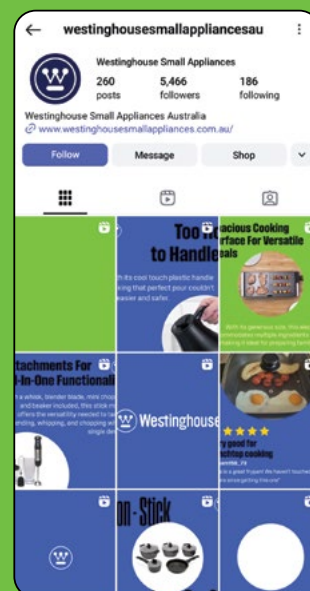
We regularly post on our social media pages to build the Westinghouse brand. This raises customer awareness of new product and in doing so, we direct them to your website.



@Westinghouse Small Appliances Australia



@westinghousesmallappliancesau



Premium Steam Iron **WHIR10KG**

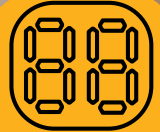
Introducing the Westinghouse Premium Steam Iron, a sleek and powerful appliance designed to deliver professional-quality results at home. With its elegant black and gold plastic body, transparent black water tank, and durable ceramic sole plate, this iron combines style with performance. The digital LED display and touch-sensitive buttons offer intuitive control over variable temperature and steam settings, while the trigger steam burst function tackles stubborn wrinkles with ease.

Built for convenience and safety, the Westinghouse Premium Steam Iron offers both dry and steam ironing modes, along with practical features like auto shut-off, anti-drip, and anti-calc systems to maintain long-term performance. The self-cleaning function helps extend the life of the iron, making it as reliable as it is effective. Whether you're refreshing work shirts or smoothing delicate fabrics, this iron delivers precision and efficiency for every garment.

**220-240V
50/60Hz
2200W
300ML**



[Click the photo for more info](#)



**DIGITAL
DISPLAY**



**TOUCHSCREEN
CONTROLS**



**DRY & STEAM
IRONING**



**AUTO SHUT-OFF
FEATURE**

220-240V
50/60Hz
2200W
260ML



Steam Iron WHIRO1WB

- White plastic body with blue transparent water tank and ultra durable Cera-Silk ceramic soleplate.
- Analogue dial control and push button functions.
- Anti-drip, anti-calc and self clean functions.
- Up to 85g/min shot of steam.
- Vertical Steam and 1.8m power cord.
- Adjustable steam level for more control.



Steam Iron WHIRO8WK

- Black and white plastic body with black transparent plastic water tank and ceramic sole plate.
- Simple button and dial operation and an extra long 2m power cord.
- Variable temperature level and steam control.
- Spray nozzle, steam burst and self clean functions.
- Capable of dry and steam ironing.
- Auto shut-off, anti drip and anti calc features included.

220-240V
50/60Hz
2200W
260ML



220-240V
50/60Hz
2200W
300ML



Steam Iron WHIRO9K

- Black and silver plastic body with black transparent plastic water tank and ceramic sole plate.
- Simple button and dial operation and LED indicator light.
- Variable temperature level and steam control.
- Steam burst and self clean functions.
- Capable of dry and steam ironing.
- Auto shut-off, anti drip and anti calc features included.





Ironing Board WHIB02

- Steel frame with light blue and white patterned cover.
- Very stable design and a lightweight construction.
- Collapsed height of 8cm.
- Thick and durable cover.
- Ironing surface of 120cm by 40cm approx.



**HEIGHT
UP TO
88CM**

[Click the photo for more info](#)

**HEIGHT
UP TO
80CM**



[Click the photo for more info](#)

Ironing Board WHIB03

- Steel frame with light blue and white patterned cover.
- Very stable design and a lightweight construction.
- Collapsed height of 8cm.
- Thick and durable cover.
- Ironing surface of 92cm by 33cm approx.

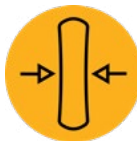


Table Top Ironing Board WHIB04

- Steel frame with green, blue and white patterned cover.
- Very stable design and a lightweight construction.
- Wardrobe hanger storage function for easy storage.
- Thick and durable cover.
- Ironing surface of 79cm by 30cm approx.



**TABLE
TOP
SIZE**

[Click the photo for more info](#)

Kitchen Accessories

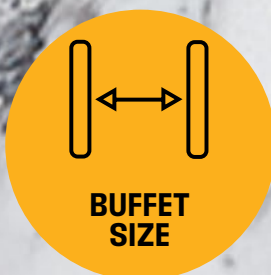
New to the Range

Food Warming Mat

WHFWM01K

Introducing the Westinghouse Food Warming Mat, a stylish and practical addition to the Australian market that redefines the way you serve and enjoy meals. Designed with entertaining in mind, this innovative warming mat features a flexible food-grade silicone surface with elegant silver handles, making it easy to move and clean. The large size accommodates multiple dishes or stacks of plates, ensuring every guest enjoys a perfectly warm meal, whether it's a grand dinner party or a relaxed family gathering.

Equipped with a digital LED display and touch-sensitive controls, the Westinghouse Food Warming Mat offers variable heating control with low, medium, and high settings, along with 1-hour, 2-hour, and 4-hour timer options for precise warmth without worry. Whether you're hosting a festive celebration or simply keeping your own dinner warm for a late-night bite, this mat adds both convenience and sophistication to your kitchen or dining setup.



[Click the photo for more info](#)

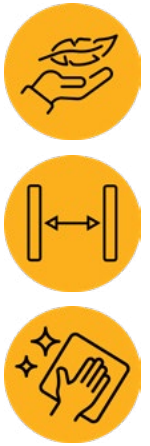
220-240V
50/60Hz
80W



[Click the photo for more info](#)

Electric Knife WHECK01K

- Black plastic handle with detachable, serrated stainless steel knife blades.
- Trigger button operation and easy to use blade release buttons.
- Suitable for most applications from family roast to artisanal bread.
- Trigger finger guard for extra safety.
- 1.5m cord for unrestricted, yet safe operation.
- Minimal operation noise.



Kitchen Scale WHKS03K

- Tempered glass weighing platform.
- Blue LCD display with touch sensitive control.
- Weight, milk and water measuring functions.
- Weighs up to 5kg maximum.
- Overload and battery low indicators.
- Automatically switches off when unused for 1-2 minutes



2 X AAA
BATTERIES
5KG
MAX



[Click the photo for more info](#)

3 X AAA
BATTERIES
10KG
MAX

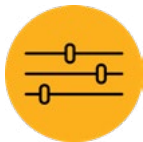


Kitchen Scale WHKS04K

- Tempered glass weighing platform.
- LED Display with touch sensitive controls.
- Weight, milk and water measuring functions.
- Weighs up to 10kg maximum.
- Overload and battery low indicators.
- Automatically switches off when unused for 1-2 minutes.



[Click the photo for more info](#)



2 In 1 Salt & Pepper Mill

WHSPMSET04

- Stainless steel mill body with plastic transparent window.
- Dual silicone buttons for 2 in 1 use.
- Salt and pepper designated sides with labels on the buttons.
- Adjustable grinding size with ceramic grinding mechanism.
- Single hand electric push button operation.



**6 X AAA
BATTERIES
2 IN 1**



[Click the photo for more info](#)

**12 X AAA
BATTERIES**

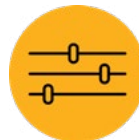


[Click the photo for more info](#)

Salt & Pepper Mills

WHSPMSET06

- Stainless steel mill bodies with plastic transparent windows.
- LED light on operation.
- Bottom caps for less mess when storing or displaying.
- Adjustable grinding size with ceramic grinding mechanism.
- Single hand electric push button operation.



ENSURE YOUR STORE IS LISTED ON OUR STORE LOCATOR

Our store locator on our website holds the locations of over 800 of our retailers who sell Westinghouse in-store.

Customers can utilise this locator to find their preferred Westinghouse Small Appliances & Kitchenware local retailer.

If your store is not already listed on our Store Locator, let your Account Manager know and we can add your store's details to this easy-to-use feature.



[Click to see our Store Locator](#)



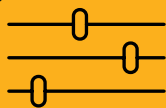
**220-240V
50/60Hz
2400W
IONIC**



**SIMPLE
CONTROLS**



**EASY TO
CLEAN**



**ADJUSTABLE HEAT
& SPEED**



**COLD SHOT
FUNCTION**



Hair Dryer WHHD01G

Experience efficient and frizz-free styling with the Westinghouse 2400W Ionic Hair Dryer. The ionic technology reduces drying time while minimizing frizz, and the cold shot function provides stronger hold for that perfect style. The Westinghouse 2400W Ionic Hair Dryer has three temperature and two speed settings, a comfortable ergonomic handle, and a removable rear filter for easy maintenance, this hair dryer is a must-have for any hair routine.

A concentrator attachment is also included for precise styling.

[Click the photo for more info](#)



Personal Scale

WHPS02K

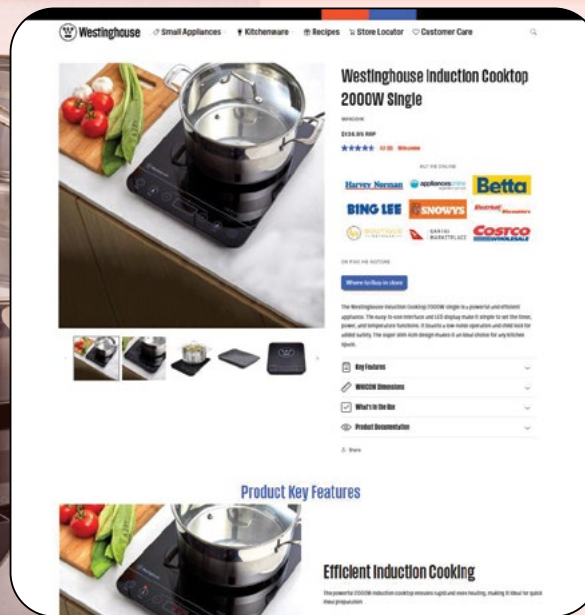
- Tempered glass weighing platform.
- LCD Display with touch sensitive controls.
- Capable of body fat, hydration, bone and muscle measurements.
- Maximum weight limit of 150kg.
- Overload and battery low indicators.
- Automatically switches off when unused for 1-2 minutes.



**2X AAA
BATTERIES
150KG
MAX**

Click the photo for more info

CLICK THE PRODUCT IMAGES FOR MORE INFO



Click the photo for more info

**All the extra
information you could
ever need is only a click
away!**

If viewing a digital copy of this magazine, the product images for each and every product can be clicked/tapped in order to open their web pages from our website.

Portable Cooktops

New to the Range

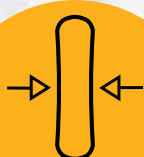
Induction Cooktop WHIC03K

The new Westinghouse Portable Induction Cooktop combines sleek design with powerful performance, making it a versatile addition to any kitchen. Featuring a slimline profile and a strong black vitro-ceramic glass top, this cooktop is both stylish and easy to clean. The intuitive LED digital display and touch-sensitive controls provide seamless operation, allowing users to choose between precise temperature settings (ranging from 100°C to 240°C) or power settings (from 800W to 2000W), giving complete control over the cooking process.

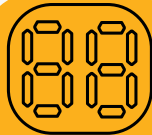
Designed with convenience and safety in mind, the cooktop includes anti-slip rubber feet to ensure stable placement during use, a built-in timer to keep cooking on track, and a child lock function for added peace of mind. Its compact and lightweight build makes it ideal for small kitchens, dorm rooms, or RV cooking setups, without compromising on performance. The Westinghouse Portable Induction Cooktop is the perfect blend of modern design, safety, and efficiency for everyday cooking.

220-240V
50/60Hz
2000W
SINGLE

Click the photo for more info



**SLIMLINE
DESIGN**



**DIGITAL
DISPLAY**



**TOUCHSCREEN
CONTROLS**



**CHILD
LOCK**

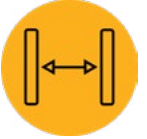
220-240V
50/60Hz
1500W
SINGLE



Click the photo for more info

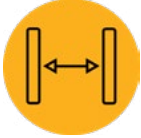
Electric Hot Plate WHEHP01K

- Matte black plastic body with chrome accents and cast iron plate.
- Simple analogue dial control and power LED.
- Variable temperature level control.
- Temperatures from approximately 120-500°C.
- Skid proof rubber feet.
- Simple operation suitable with most cooking vessels.



Electric Hot Plate WHEHP02K

- Matte black plastic body with chrome accents and cast iron plates.
- Simple analogue dial control and power LED's.
- Variable temperature level control.
- Temperatures from approximately 120-500°C.
- Skid proof rubber feet.
- Simple operation suitable with most cooking vessels.



220-240V
50/60Hz
2250W
DOUBLE



Click the photo for more info

CHECK OUT OUR SOCIAL MEDIA PAGES

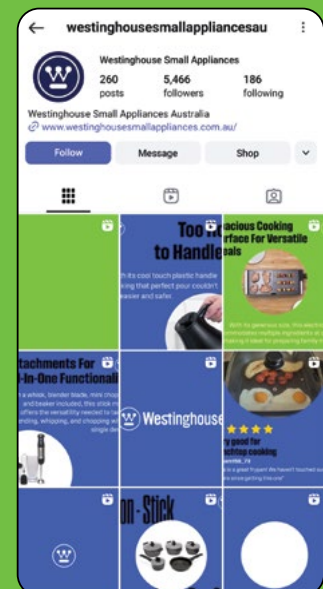
We regularly post on our social media pages to build the Westinghouse brand. This raises customer awareness of new product and in doing so, we direct them to your website.



@Westinghouse Small Appliances Australia



@westinghousesmallappliancesau





Portable Induction Cooktop

WHIC01K

- Black vitro-ceramic glass top with lightweight plastic housing.
- Digital LED display and touch controls.
- Adjustable by either temperature settings or power (wattage) settings.
- Temperature range of 100-240°C and wattage control of 800-2000W.
- Anti-slip rubber feet for secure placement and child lock function.
- Built-in timer to assist your cooking.



[Click the photo for more info](#)

**220-240V
50/60Hz
2400W
DOUBLE**



[Click the photo for more info](#)

Portable Induction Cooktop

WHIC02K

- Black vitro-ceramic glass top with lightweight plastic housing.
- Digital LED displays and touch controls.
- Adjustable by either temperature settings or power (wattage) settings.
- Temperature range of 100-240°C and wattage control of up to 1400W (left side) and 1000W (right side).
- Anti-slip rubber feet for secure placement and child lock function.
- Built-in timers to assist your cooking.



ENSURE YOUR STORE IS LISTED ON OUR STORE LOCATOR

Our store locator on our website holds the locations of over 800 of our retailers who sell Westinghouse in-store.

Customers can utilise this locator to find their preferred Westinghouse Small Appliances & Kitchenware local retailer.

If your store is not already listed on our Store Locator, let your Account Manager know and we can add your store's details to this easy-to-use feature.



[Click to see our Store Locator](#)

Sandwich Presses & Grills

New to the Range



**NON-STICK
COATING**



**SIMPLE
CONTROLS**



**EASY TO
CLEAN**



**TEMPERATURE
CONTROL**



[Click the photo for more info](#)

Electric Grill WHEG01K

Elevate your grilling experience with the Westinghouse Non-Stick Electric Grill, designed for both convenience and performance. Featuring a heavy die-cast aluminium plate with a premium stone-finish non-stick coating, this grill ensures effortless cooking and easy cleanup every time. Equipped with cool-touch handles and anti-slip feet for safety, this grill also boasts a cast-in heating element for even heat distribution. With a generous cooking area and up to 200°C of heat, the Westinghouse Electric Grill is ideal for quick, delicious meals.

**220-240V
50/60Hz
2400W**

**220-240V
50/60Hz
2000W
4 SLICE**



Click the photo for more info

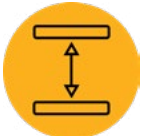
Sandwich Press WHSWP01SS

- Stainless steel body with black plastic underneath and non-stick flat plates.
- Easy to use with simple operation.
- Temperature ready indicator light.
- Fits 4 sandwiches with average bread sizes.
- Lockable lid and cool touch handle.
- Non-stick coating for easy sandwich removal.



Sandwich Maker WHSWM01K

- Black plastic body with silver accent and non stick, deep fill cooking plates.
- Easy to use with simple operation.
- Temperature indicator lights.
- Fits 4 sandwiches with average bread sizes.
- Lockable lid and cool touch handle.
- Non-stick coating for easy sandwich removal.

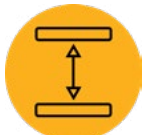


**220-240V
50/60Hz
1600W
4 SLICE**

Click the photo for more info

Sandwich Maker WHSWM02K

- Black plastic body with silver accent and non stick, deep fill cooking plates.
- Easy to use with simple operation.
- Temperature indicator lights.
- Fits 2 sandwiches with average bread sizes.
- Lockable lid and cool touch handle.
- Non-stick coating for easy sandwich removal.



**220-240V
50/60Hz
900W
2 SLICE**



Click the photo for more info

Slow Cookers & Rice Cookers

220-240V
50/60Hz
700W
10 CUP



**SIMPLE
CONTROLS**



**EASY TO
CLEAN**



**STEAMER, SPOON &
MEASURING CUP**

[Click the photo for more info](#)



Westinghouse

Rice Cooker WHRC05SS

The Westinghouse 10 Cup Rice Cooker offers a reliable and user-friendly solution for perfectly cooked rice every time. Housed in a sleek stainless steel body, it features a durable non-stick coated aluminium inner pot for easy cleaning and hassle-free serving. With simple analogue lever controls and two clear indicator lights, operating the cooker is straightforward with the cook and keep warm functions.

Ideal for families or meal prepping, this rice cooker can prepare up to 10 cups of uncooked rice, delivering generous portions with minimal effort. A cool-touch lid handle ensures safe handling during and after cooking, while the included steamer insert adds versatility for preparing vegetables or proteins alongside your rice. A measuring cup and rice spoon are also provided, making it easy to portion and serve. With its practical features and classic design, the Westinghouse 10 Cup Rice Cooker is a must-have kitchen companion.

220-240V
50/60Hz
400W
6 CUP



Click the photo for more info

Rice Cooker WHRC04SS

- Stainless steel body with non-stick coated aluminium inner pot.
- Analogue lever controls with two indicator lights.
- Cook and keep warm functions.
- Cook 1-6 cups of uncooked rice with this conveniently sized rice cooker.
- Cool touch lid handle.
- Steamer insert, measuring cup and rice spoon included.



Sous Vide WHSV01K

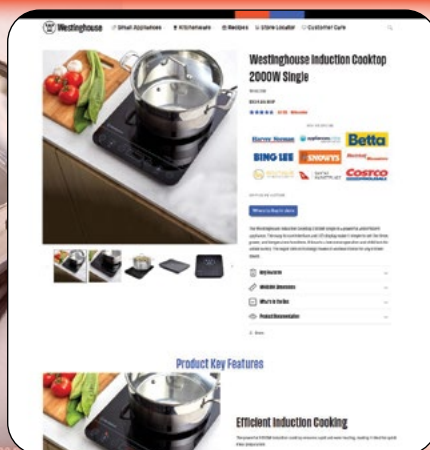
- Stainless steel submersion probe with black plastic handle and upper body.
- Digital LED display with touch sensitive controls and LED indicator light.
- Variable temperature control and timer.
- Temperature control from 25-95°C (adjustable in 0.5°C increments).
- Timer adjustment up to 99 hours.
- Easy release pot clip and easy to use interface.



220-240V
50/60Hz
1200W
IPX7

Click the photo for more info

CLICK THE PRODUCT IMAGES FOR MORE INFO



Click the photo for more info

**All the extra information
you could ever need is only a
click away!**

If viewing a digital copy of this magazine, the product images for each and every product can be clicked/tapped in order to open their web pages from our website.



3 Pot Slow Cooker WHSC07KS

- Black stainless steel exterior with black ceramic inner pots and tempered glass lids.
- Analogue control dials, with individual control per pot.
- Low, High and Auto functions.
- Auto function begins at High temperature and reduces to Low once the optimal temperature is reached.
- Lid holding brackets for easy and mess free placement whilst serving.
- Comes with 3 plastic serving spoons included.



**220-240V
50/60Hz
405W
3 X 2.5L**

[Click the photo for more info](#)

**220-240V
50/60Hz
300W
6.5L**



[Click the photo for more info](#)

Slow Cooker WHSC08KS

- Black stainless steel exterior with black ceramic inner pot and tempered glass lid.
- Analogue control dial.
- Low, High and Keep Warm functions.
- Keep Warm function allows you to keep your meal warm whilst you set the table.
- Cool touch body and lid handles.



**220-240V
50/60Hz
210W
3.5L**


[Click the photo for more info](#)

Slow Cooker WHSC09KS

- Black stainless steel exterior with black ceramic inner pot and tempered glass lid.
- Analogue control dial.
- Low, High and Keep Warm functions.
- Keep Warm function allows you to keep your meal warm whilst you set the table.
- Cool touch body and lid handles.



Kitchenware




Westinghouse offers a range of cookware sets designed to meet diverse cooking needs. The 5 Piece Non-Stick Pot & Pan Set features an aluminum construction with a non-stick coating for easy food release and quick cleanup. For those preferring stainless steel, the 5 Piece Stainless Steel Pot and Pan Set provides durability and even heat distribution. Each set is crafted to deliver reliable performance, catering to both novice cooks and seasoned chefs alike.

[Click the photo for more info](#)



Westinghouse



**INDUCTION
CAPABLE**



**HEAVY-DUTY
HANDLES**



**TEMPERED
GLASS LIDS**

**5PC
SET
SUS304**



Click the photo for more info

Stainless Steel Pot & Pan Set WH5P02SS

- Stainless steel set with impact bonded bases.
- Tempered glass pot lids with steam vents.
- Heavy duty riveted handles.
- Suitable for use on most cooking surfaces.
- 26 x 5.5cm Frypan
- 16 x 8.5cm Saucepan & Lid
- 18 x 9.5cm Saucepan & Lid
- 20 x 10.5cm Casserole Pot & Lid
- 24 x 13.5cm Casserole Pot & Lid



Non-Stick Pot & Pan Set WH5P02AL

- Aluminium set with Greblon® non-stick coating.
- Tempered glass pot lids with steam vents.
- Soft touch ergonomic handles.
- Suitable for use on most cooking surfaces.
- 26 x 6cm Frypan
- 16 x 8cm Saucepan & Lid
- 20 x 9.5cm Casserole Pot & Lid
- 24 x 10.7cm Casserole Pot & Lid
- 26 x 11.5cm Casserole Pot & Lid



**5PC
SET
GREBLON®
COATED**




Click the photo for more info

**2PC
SET
NON-STICK
COATED**



Frypan Set WHFP2PK02K

- Aluminium set with ball blasted finish and superior non-stick performance.
- Forged construction and multi-layer non-stick coating.
- Stylish stainless steel handles.
- Suitable for use on most cooking surfaces.
- 24cm Frypan
- 28cm Frypan





Knife Block Set

WHKBSET01AC

- Sturdy Acacia wood knife block with 5 steel knives and heavy duty scissors.
- 3CR13 Steel blades with stainless steel handles.
- Heat treated and full tang blades.
- Weighted handles for superior control.
- Seamless construction for optimal rust resistance.
- Hand-sharpened, tapered cutting edges.



**7PC
SET
BLOCK
INCLUDED**



[Click the photo for more info](#)

**2 X AAA
BATTERIES
5KG
MAX**



[Click the photo for more info](#)

Kitchen Scale

WHKS03K

- Tempered glass weighing platform.
- Blue LCD display with touch sensitive control.
- Weight, milk and water measuring functions.
- Weighs up to 5kg maximum.
- Overload and battery low indicators.
- Automatically switches off when unused for 1-2 minutes.



Kitchen Scale

WHKS04K

- Tempered glass weighing platform.
- LED Display with touch sensitive controls.
- Weight, milk and water measuring functions.
- Weighs up to 10kg maximum.
- Overload and battery low indicators.
- Automatically switches off when unused for 1-2 minutes.

**3 X AAA
BATTERIES
10KG
MAX**



[Click the photo for more info](#)

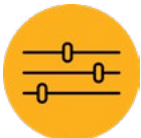
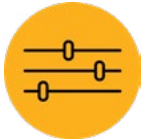
6 X AAA
BATTERIES
2 IN 1



Click the photo for more info

2 In 1 Salt & Pepper Mill WHSPMSET04

- Stainless steel mill body with plastic transparent window.
- Dual silicone buttons for 2 in 1 use.
- Salt and pepper designated sides with labels on the buttons.
- Adjustable grinding size with ceramic grinding mechanism.
- Single hand electric push button operation.



Salt & Pepper Mills WHSPMSET06

- Stainless steel mill bodies with plastic transparent windows.
- LED light on operation.
- Bottom caps for less mess when storing or displaying.
- Adjustable grinding size with ceramic grinding mechanism.
- Single hand electric push button operation.

12 X AAA
BATTERIES



Click the photo for more info

CHECK OUT OUR SOCIAL MEDIA PAGES

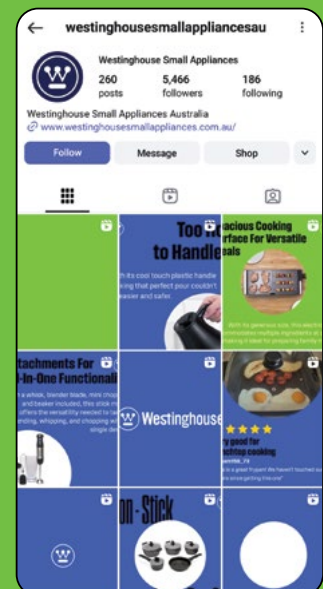
We regularly post on our social media pages to build the Westinghouse brand. This raises customer awareness of new product and in doing so, we direct them to your website.



@Westinghouse Small Appliances Australia



@westinghousesmallappliancesau





Westinghouse

**For more information, contact your
Account Manager via the information below:**

National Sales Manager

Bill Plantzos
Ph: 0401 077 572
Email: bill@rvm.com.au

**Australian Capital Territory &
New South Wales**

Andrew Hapesi
Ph: 0450 930 050
Email: sales.nsw@rvm.com.au

Queensland

Clinton Thwaite
Ph: 0420 903 582
Email: clinton@rvm.com.au

**South Australia, Northern
Territory & Tasmania**

Nick Stacey
Ph: 0424 160 097
Email: sales.sa@rvm.com.
au

Victoria

David Lemm
Ph: 0402 097 759
Email: david.lemm@rvm.com.
au

Western Australia

Michael Evans
Ph: 0405 165 259
Email: michael.evans@rvm.
com.au



RVM
AUSTRALIA PTY LTD

13
RTE PRINCE

Distributed by RVM Australia Pty Ltd.

13 Merino Entrance, Cockburn Central Western Australia 6164
30 - 34 Pacific Drive, Keysborough Victoria 3173



www.westinghousesmallappliances.com.au

® and Westinghouse are trademarks of Westinghouse Electric Corporation.
Used under license by RVM Australia Pty Ltd.