

HARLOW

INDOOR - OUTDOOR




6014 HAR
TOCOS



6013 HAR
BUCKWEED



6033 HAR
KELP (ECO) 



6028 HAR
LUCUMA




6030 HAR
NONI



6029 HAR
MORINGA



6036 HAR
ROOIBOS (ECO) 



6027 HAR
COCONUT




6019 HAR
PERU MACA




6023 HAR
SWEET POTATO



6032 HAR
MATCHA (ECO) 



6034 HAR
SPIRULINA (ECO) 



6012 HAR
BUTTERNUT
SQUASH




6015 HAR
INCA BERRY



6018 HAR
KALE



6037 HAR
HIBISCUS (ECO) 



6021 HAR
TURMERIC



6022 HAR
CINNAMON




6002 HAR
GUARANA



6016 HAR
WINTER SQUASH



6020 HAR
BEE POLLEN



6026 HAR
KHAJUR



6007 HAR
ELDERBERRY




6035 HAR
MAJIK (ECO) 



6001 HAR
GOJI BERRY




6024 HAR
CACAO BEAN




6017 HAR
FLAX SEED



6006 HAR
PEA FLOWER



6025 HAR
CAROB



6031 HAR
NIGELLA



6005 HAR
ACEROLA



6008 HAR
HUCKLEBERRY



6004 HAR
ALFALFA




6011 HAR
CHIA SEED



6010 HAR
LENTILS



6009 HAR
BLACK SOYBEAN



CHARACTERISTICS **INDOOR - OUTDOOR**

Composition:	100% PVC Phthalate Free
Composition ECO colors:	45% sustainable content:
BIO-based Plasticizer:	27%, Recycled PET: 18%
Backing:	100% Polyester
Weight:	730 g/m ²
Roll Width:	min. 137 cm
Roll Length:	+/- 30 m
Abrasion Resistance:	>800.000 cycles (MARTINDALE)
Resistance to oils:	Bending Test DIN 53 359 No change
Blood Resistance Test:	TITV Greiz Passed
Urine Resistance Test:	DIN EN ISO 32100 Passed; No changes, note 5
Cold Crack:	-29 °C 4.05J impact FLTM BN 128 - 01
Heat Ageing: (85 °C, 7 days)	LP - 463LB - 13 - 01 Rating 4 ISO Grey Scale
Light Fastness:	>6 ISO EN 105-B02 (Blue Wool Scale) 4-5 ISO EN 105-B04 (Grey Scale)
Colour Fastness to Sea Water:	DIN EN ISO 105 - E02 4 - 5 minimum
Chlorinated Water:	DIN EN ISO 105 - E03 4 minimum
Artificial Saliva:	DIN 53 160 - 1 Passed, Note 5
Artificial Sweat:	DIN 53 160 - 2 Passed, Note 5
Perspiration:	DIN EN ISO 105 E - 04 Passed, Note 4 - 5
Crocking:	DIN EN ISO 105 - X 12 Dry-Minimum 5.0 AATCC Wet-Minimum 5.0 AATCC
Flame Retardancy*:	EU EN 1021 Part 1 & 2 EU IMO FTP 2010 Code MSC.307 (88) Annex 1 Part 8 EU (MED) Marine Equipment Directive DE DIN 4102 (B2) FR NF P 92-503 (M2) IT UNI 9175 Classe 1.IM AT ÖNORM B 3825, Gruppe 1 AT ÖNORM A 3800 Teil 1 US SAE J369/MVSS 302 US FAR 25.853 (a) Appendix F, Part I, (a), 1, (ii) US FED-STD-191A Test 5903

*This term and any corresponding data refer to the typical performance in the specific tests indicated and should not be construed to imply the behaviour of this or any other material under actual fire conditions.

FINISHES AND TREATMENTS



Sanitized antimicrobial hygiene safety

SUSTAINABILITY

OEKO-TEX® Standard 100
REACH / RoHS

SAMPLES AND ENQUIRES

samples: samples@vyvafabrics.nl | orders: info@vyvafabrics.nl

CARE AND CLEANING

For optimum care and cleaning please read the following instructions and recommendations.

Cleaning instructions

Brush off dirt before it becomes embedded in the vinyl and wipe up spills or clean quickly after a stain appears. The quicker you clean spills and stains, the easier they can be removed.

1. Use a mixture of mild-soap (pH neutral) and water solution (use 1 part soft soap and 10 parts water) to clean vinyl with a white soft cloth or sponge.
 2. Use clean water with a soft cloth to remove excess soap.
 3. Immediately dry vinyl with a white, clean, soft cloth. No soap should remain on the vinyl surface.
 4. Light colors, such as white, require more frequent cleaning.
- Note: If dirt is embedded, you can rub vinyl moderately with a soft brush and soapy solution, then go to step 2 and 3.

Cleaning methods to remove tougher stains

1. The key to keeping vinyl upholstery clean is removing grease, dirt, and residues as quickly as possible after the spill occurs.
2. Do not use abrasive or solvent cleaners, especially cleaners containing concentrated bleach, petroleum distillates or concentrated detergents.
3. For dried stains, vinyl can be cleaned with a soft detergent and water mixture (use 1 part soft powder detergent and 5 parts water). Apply the solution to the stain and wait a minute or two to allow the detergent to act. Then lightly rub the area and rinse thoroughly with clean water. Be sure to completely remove all soap residues. Dry vinyl with a clean, soft cloth.
4. Liquid spills (Coffee, Tea, Liquor, Wine, Sun-tan Lotion, Soft Drinks, etc.) If cleaned before the liquid dries, the spill can easily be removed using a paper towel to absorb the liquid. Clean the area with a moist and clean cloth, then blot dry. In case that the spill is already dried, go to step 3.
5. Thick, moist spills (Ketchup, Mustard, etc.): Lift as much of the spill as possible with a damp cloth, rotating the cloth as you wipe without pressing it into the vinyl surface. Repeat this process as needed, and then blot the vinyl dry. If residue still remains, go to step 3. Flush the area with water and apply a clean cloth, then blot dry.
6. Blood, Urine Stains, Bird Excreta: Sponge with soapy water containing a small amount of household ammonia (1 part pH neutral soap, 5 parts household ammonia, 5 parts water). Clean the excess soap by gentle rubbing with a moist cloth. Any remaining stain should be washed with diluted bleach (10% bleach, 90% water). Dry with a clean cloth.
7. Lipstick, Grease, Oil, Eye shadow, Shoe Polish: Apply a small quantity of household cleaner (like Fantastik® or Formula 409®) mixed with water (1 part cleaner, 1 part water) by means of cloth with gentle rubbing. Use a moist cloth until no cleaner residues remain. Dry with a clean cloth.
8. Ballpoint Ink, Permanent Marker: Ink spots will stain vinyl permanently. Immediate wiping with a 1:1 mixture of Isopropyl alcohol and water will remove much of the stain. Follow up with clean water rinses and towel dry.



ANTIMICROBIAL



OEKO-TEX® STANDARD 100



FLAME RETARDANT



STAIN RESISTANT



WATERPROOF



PHthalate FREE



REACH COMPLIANT



INDOOR OUTDOOR