



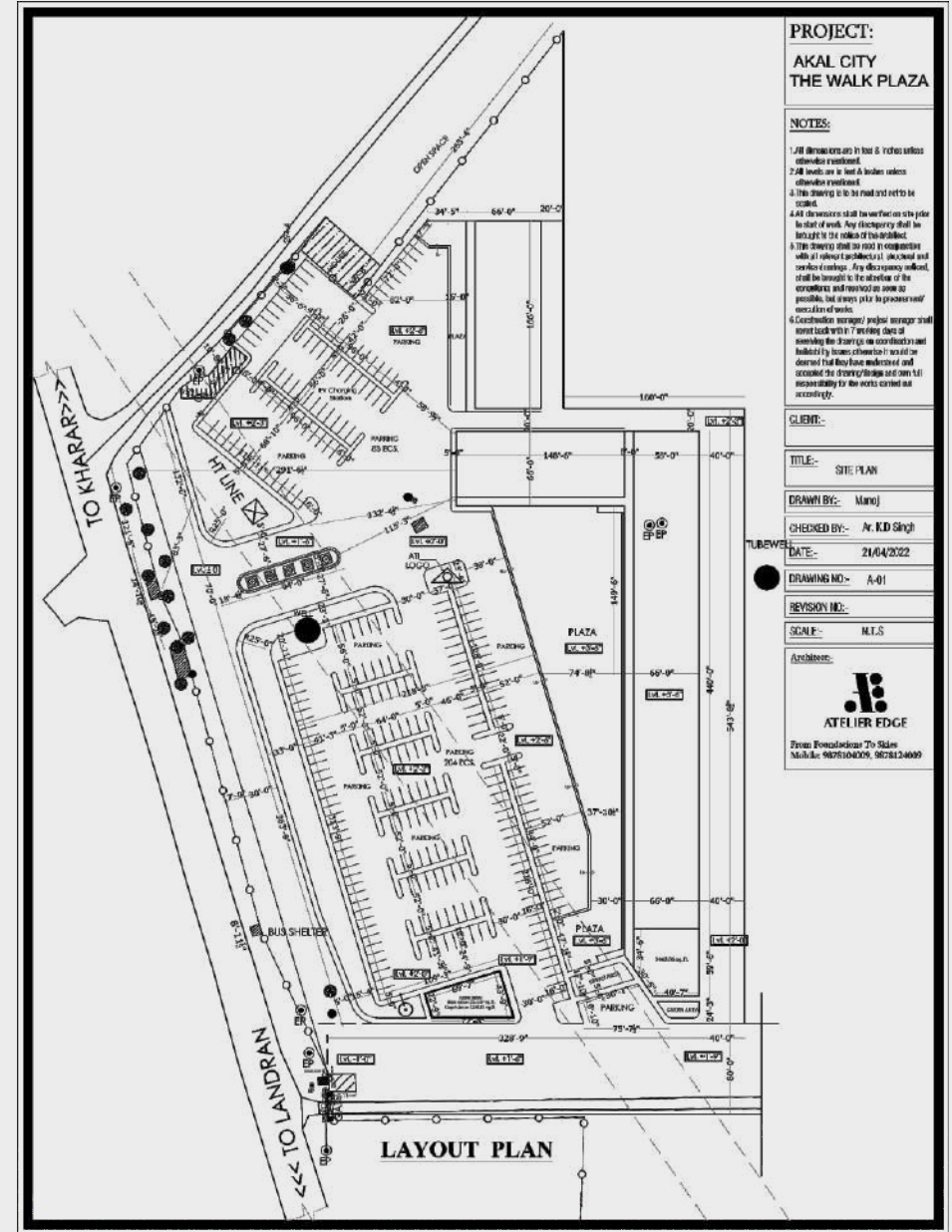
OUR PORTFOLIO

AKAL TECH INFRALOGIS

CATEGORY - COMMERCIAL

ADDRESS - SECTOR-103, SANETA, NEAR KHARAR-BANUR HIGHWAY,
SAHIBZADA AJIT SINGH NAGAR, PUNJAB





PROJECT:
AKAL CITY
THE WALK PLAZA

- NOTES:**
1. All dimensions in feet & inches unless otherwise mentioned.
 2. All walls are in feet & inches unless otherwise mentioned.
 3. This drawing is to be read and not to be scaled.
 4. All dimensions shall be verified on site prior to start of work. Any discrepancy shall be brought to the notice of the architect.
 5. The drawings shall be read in conjunction with all relevant specifications, schedules and contract conditions. Any discrepancy, if found, shall be brought to the attention of the contractor and resolved on site as possible, but every job is the preserve of the contractor.
 6. Construction manager/ project manager shall coordinate with the relevant departments and authorities for the necessary clearances and approvals. The contractor shall be responsible for the works carried out accordingly.

CLIENT:-

TITLE:- SITE PLAN

DRAWN BY:- Manoj

CHECKED BY:- Ar. K.D. Singh

DATE:- 21/04/2022

DRAWING NO:- A-01

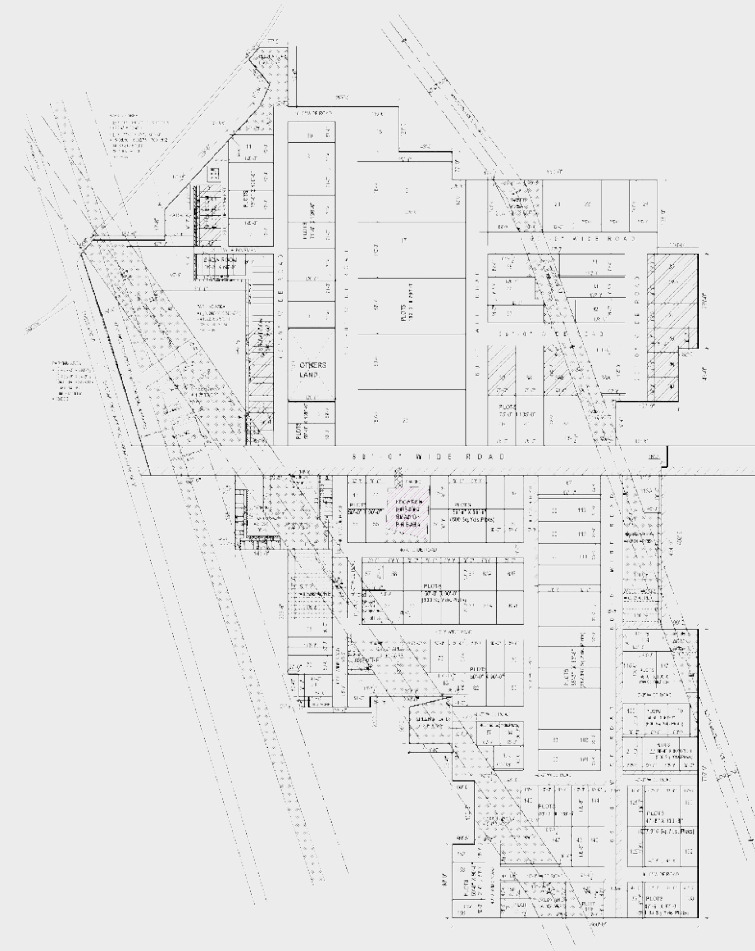
REVISION NO:-

SCALE:- M.T.S

Architect:

ATELIER EDGE

From Foundations To Skies
Mobile: 9876104009, 9828124009



LAYOUT PLAN
Option - 1
Plots Area :- 26.06 Acres



PROJECT:-
**WAREHOUSE AND
 LOGISTIC PARK
 FOR M/S AKALTECH
 INFRA LOGIS
 PRIVATE LIMITED.**

- NOTES:-
1. All dimensions are in feet & inches unless otherwise mentioned.
 2. All levels are in feet & inches unless otherwise mentioned.
 3. This drawing is to be read and not to be modified.
 4. All dimensions shall be verified on site prior to start of work. Any discrepancies shall be reported to the client in writing.
 5. This drawing shall be used for construction only. All other drawings shall be prepared by the client. Any discrepancies noticed shall be reported to the client in writing.
 6. The client shall be responsible for the completion and resolution of all issues arising out of the execution of works.
 7. The client shall be responsible for the completion and resolution of all issues arising out of the execution of works.
 8. The client shall be responsible for the completion and resolution of all issues arising out of the execution of works.

CLIENT:-
 TITLE:- **LAYOUT PLAN**
 DRAWN BY:- **Mairaj**
 CHECKED BY:- **Ar. K.D. Singh**
 DATE:- **24/09/2022**
 DRAWING NO:- **A-01**
 REVISION NO:-
 SCALE:- **N.T.S**
 Architect:-



From Foundations To Skies
 Mobile: 9878104009, 9878124009

HLV FILM CITY

CATEGORY - COMMERCIAL
ADDRESS - KHARAR, PUNJAB 140301





**OFFICE BLOCK
LEFT SIDE ELEVATION**

**OFFICE BLOCK
FRONT ELEVATION**

**OFFICE BLOCK
SECTION-AA**

PROJECT:

Proposed
FILM CITY
At Kharar, Punjab.

NOTES:

1. All dimensions are in feet & inches unless otherwise mentioned.
2. All levels are in feet & inches unless otherwise mentioned.
3. This drawing is to be read and not to be scaled.
4. All dimensions shall be verified on site prior to start of work. Any discrepancy shall be brought to the notice of the architect.
5. This drawing shall be read in conjunction with all relevant architectural, structural and service drawings. Any discrepancy noticed, shall be brought to the attention of the consultants and resolved as soon as possible, but always prior to commencement/execution of works.
6. Construction manager/ project manager shall revert back within 7 working days of receiving the drawings on coordination and building issues, otherwise it would be deemed that they have understood and accepted the drawing/design and are full responsible for the works carried out accordingly.

CLIENT:- Mr. HITESH VERMA

TITLE:- ELEVATION

DRAWN BY:- Manoj

CHECKED BY:- Ar. KD Singh

DATE:- 15/11/2021

DRAWING NO:- A-4

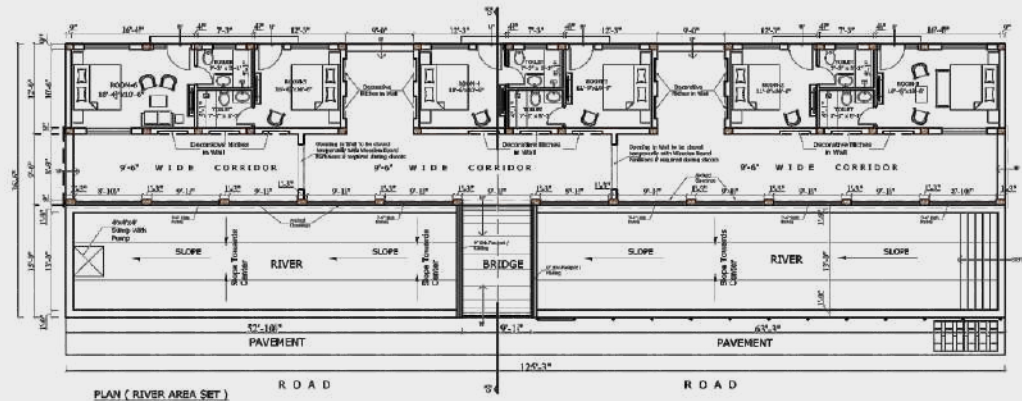
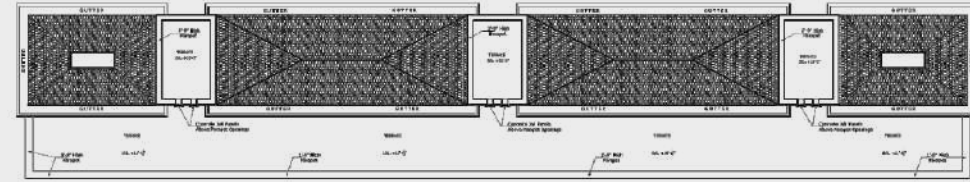
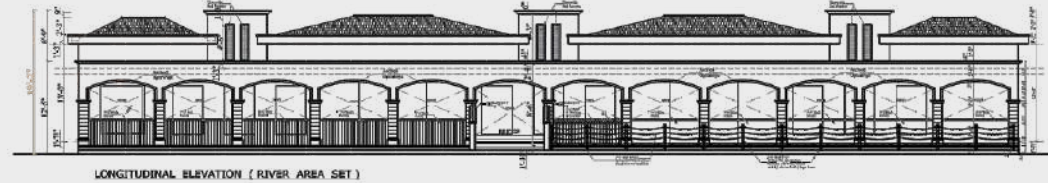
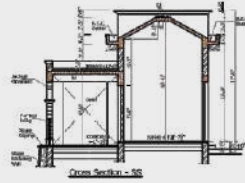
REVISION NO:- R-1

SCALE:- N.T.S

Architect-

ATELIER EDGE

From Foundations To Skies
Mohali 9878104009, 9878124009



PROJECT:

Proposed
FILM CITY
 At Kharar, Punjab.

NOTES:

- 1.All dimensions are in feet & inches unless otherwise mentioned.
- 2.All levels are in feet & inches unless otherwise mentioned.
- 3.This drawing is to be read and not to be scaled.
- 4.All dimensions shall be verified on site prior to start of work. Any discrepancy shall be brought to the notice of the architect.
- 5.This drawing shall be read in conjunction with all relevant architectural, structural and service drawings. Any discrepancy noticed, shall be brought to the attention of the consultants and resolved as soon as possible, but always prior to procurement/execution of works.
- 6.Construction manager/project manager shall revert back within 7 working days of resolving the drawings on coordination and buildability issues, otherwise it would be deemed that they have understood and accepted the drawing/design and own full responsibility for the works carried out accordingly.

CLIENT:- Mr. HITESH VERMA

TITLE:- RIVER SET/ROOMS
 PLAN, ELEVATION

DRAWN BY:- Mano]

CHECKED BY:- Ar. K.D Singh

DATE:- 19/11/2021

DRAWING NO:- A-1

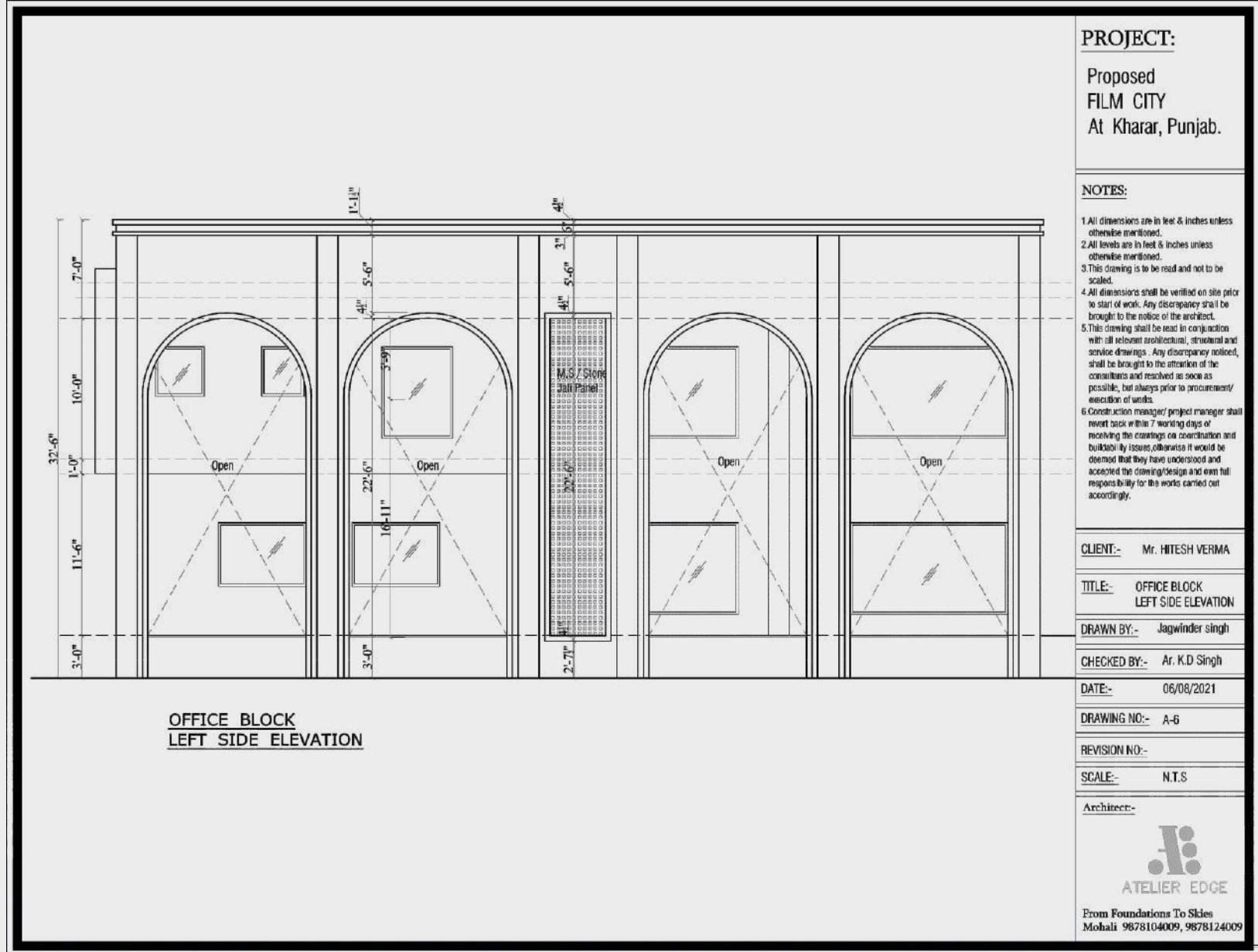
REVISION NO:-

SCALE:- N.T.S

Architect:-



From Foundations To Skies
 Mohali 9878104009, 9878124009



PROJECT:

Proposed
FILM CITY
At Kharar, Punjab.

NOTES:

1. All dimensions are in feet & inches unless otherwise mentioned.
2. All levels are in feet & inches unless otherwise mentioned.
3. This drawing is to be read and not to be scaled.
4. All dimensions shall be verified on site prior to start of work. Any discrepancy shall be brought to the notice of the architect.
5. This drawing shall be read in conjunction with all relevant architectural, structural and service drawings. Any discrepancy noticed, shall be brought to the attention of the consultants and resolved as soon as possible, but always prior to procurement/execution of works.
6. Construction manager/project manager shall revert back within 7 working days of receiving the drawings on coordination and buildability issues, otherwise it would be deemed that they have understood and accepted the drawing/design and own full responsibility for the works carried out accordingly.

CLIENT:- Mr. HITESH VERMA

TITLE:- OFFICE BLOCK
LEFT SIDE ELEVATION

DRAWN BY:- Jagwinder singh

CHECKED BY:- Ar. K.D Singh

DATE:- 06/08/2021

DRAWING NO:- A-6

REVISION NO:-

SCALE:- N.T.S

Architect:-



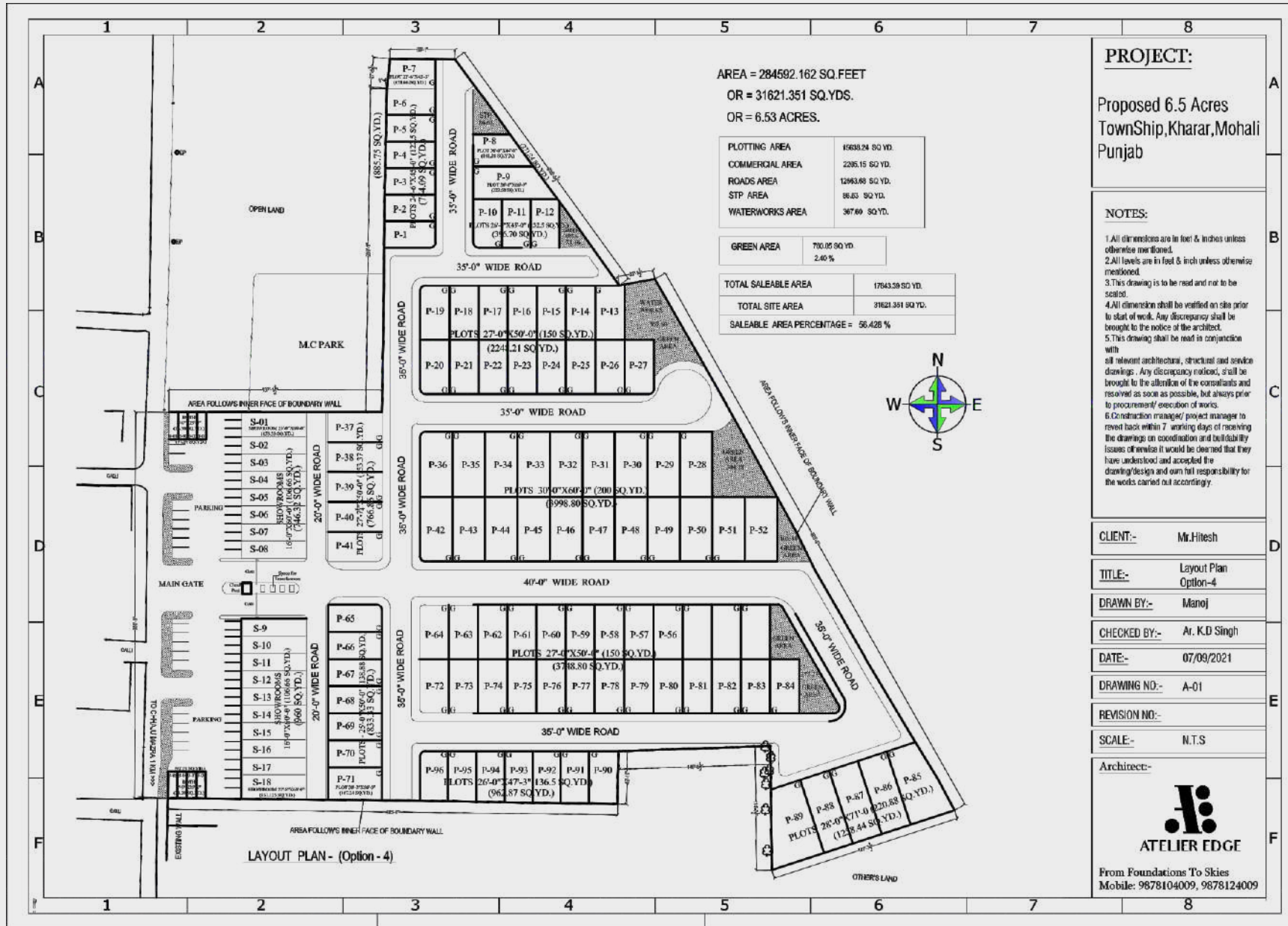
From Foundations To Skies
Mohali 9878104009, 9878124009

CITY HEART PLOTTING

CATEGORY - TOWN PLANNING

ADDRESS - SECTOR 126, SAHIBZADA AJIT SINGH NAGAR,
PUNJAB





AREA = 284592.162 SQ.FEET
 OR = 31621.351 SQ.YDS.
 OR = 6.53 ACRES.

PLOTTING AREA	15693.24 SQ.YD.
COMMERCIAL AREA	2295.15 SQ.YD.
ROADS AREA	12963.88 SQ.YD.
STP AREA	86.63 SQ.YD.
WATERWORKS AREA	367.69 SQ.YD.

GREEN AREA	700.05 SQ.YD.
	2.46 %

TOTAL SALEABLE AREA	17843.38 SQ.YD.
TOTAL SITE AREA	31621.351 SQ.YD.
SALEABLE AREA PERCENTAGE =	56.428 %



LAYOUT PLAN - (Option - 4)

PROJECT:
 Proposed 6.5 Acres
 TownShip, Kharar, Mohali
 Punjab

- NOTES:**
- All dimensions are in feet & inches unless otherwise mentioned.
 - All levels are in feet & inch unless otherwise mentioned.
 - This drawing is to be read and not to be scaled.
 - All dimension shall be verified on site prior to start of work. Any discrepancy shall be brought to the notice of the architect.
 - This drawing shall be read in conjunction with all relevant architectural, structural and service drawings. Any discrepancy noticed, shall be brought to the attention of the consultants and resolved as soon as possible, but always prior to procurement/ execution of works.
 - Construction manager/ project manager to revert back within 7 working days of receiving the drawings on coordination and buildability issues otherwise it would be deemed that they have understood and accepted the drawing/design and own full responsibility for the works carried out accordingly.

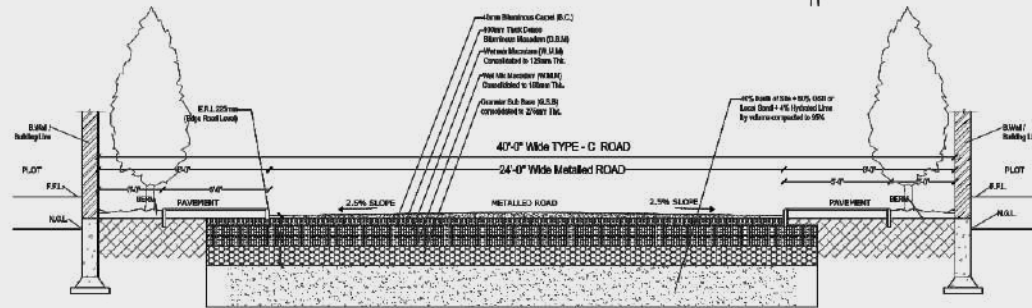
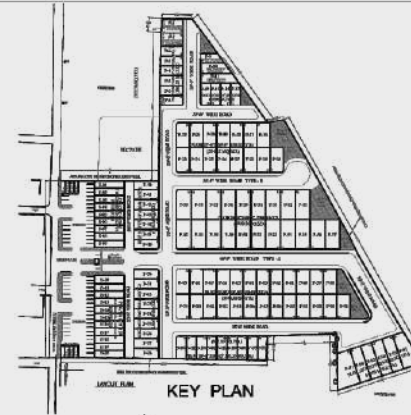
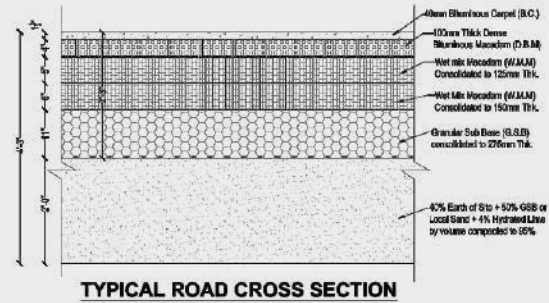
CLIENT:- Mr.Hitesh
TITLE:- Layout Plan Option-4
DRAWN BY:- Manoj
CHECKED BY:- Ar. K.D Singh
DATE:- 07/09/2021
DRAWING NO:- A-01
REVISION NO:-
SCALE:- N.T.S

Architect-

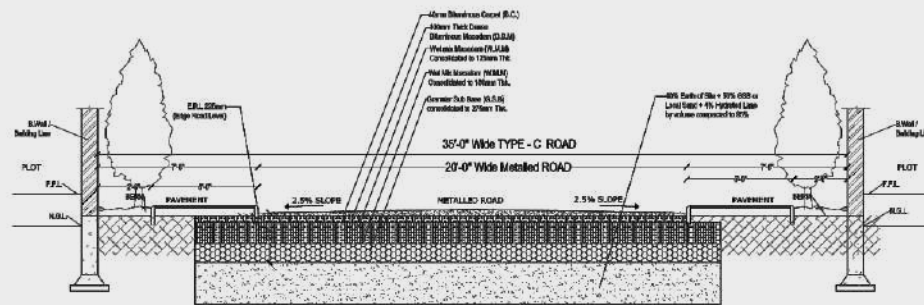
ATELIER EDGE

From Foundations To Skies
 Mobile: 9878104009, 9878124009





**CROSS SECTION 40'-0" WIDE (TYPE-A) ROAD
INTERNAL ROAD**



**CROSS SECTION 35'-0" WIDE (TYPE-B) ROAD
INTERNAL ROAD**

PROJECT:

**PROPOSED 6.5 ACRES
TOWNSHIP AT
KHARAR, DISTT. MOHALI,
PUNJAB.**

NOTES:

1. All dimensions are in feet & inches unless otherwise mentioned.
2. All levels are in feet & inches unless otherwise mentioned.
3. This drawing is to be read and not to be scaled.
4. All dimensions shall be verified on site prior to start of work. Any discrepancy shall be brought to the notice of the architect.
5. This drawing shall be read in conjunction with all relevant architectural, structural and service drawings. Any discrepancy noticed, shall be brought to the attention of the consultants and resolved as soon as possible, but always prior to procurement/execution of works.
6. Construction manager/project manager shall revert back within 7 working days of receiving the drawings on coordination and buildability issues otherwise it would be deemed that they have understood and accepted the drawing/design and own full responsibility for the works carried out accordingly.

CLIENT:- Mr.Hitesh

TITLE:- ROAD SECTIONS DETAIL

DRAWN BY:- Manoj

CHECKED BY:- Ar. K.D Singh

DATE:- 03/06/2021

DRAWING NO:- A-02

REVISION NO:-

SCALE:- N.T.S

Architect:-



ATELIER EDGE

From Foundations To Skies
Mobile: 9878104009, 9878124009



PLOT AREA DETAILS	
TOTAL PLOT AREA	31621.351 SQ.YDS. = 6.83 ACRES
RESIDENTIAL PLOTTING AREA	18640.83 SQ.YDS. (59.46%)
COMMERCIAL AREA	2265.76 SQ.YDS. (7.17%)
ROADS AREA	12962.73 SQ.YDS. (41.02%)
STP AREA	86.05 SQ.YDS. (0.27%)
WATERWORKS AREA	307.00 SQ.YD. (0.97%)
GREEN AREA	767.70 SQ.YDS. (2.43%)
TOTAL SALEABLE AREA	17946.80 SQ.YDS. (56.79%)
SALEABLE AREA PERCENTAGE = 56.43%	

PROJECT:
Proposed 6.5 Acres
TownShip, Kharar, Mohali
Punjab

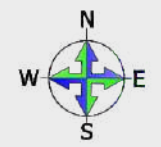
NOTES:

- All dimensions are in feet & inch unless otherwise mentioned.
- All levels are in feet & inch unless otherwise mentioned.
- This drawing is to be read and not to be scaled.
- All dimension shall be verified on site prior to start of work. Any discrepancy shall be brought to the notice of the architect.
- This drawing shall be read in conjunction with all relevant architectural, structural and service drawing. Any discrepancy noticed, shall be brought to the attention of the consultants and resolved as soon as possible, but always prior to procurement/execution of works.
- Construction manager/ project manager to revert back within 7 day working days of receiving the drawings in coordination and buildability issues. If otherwise it would be deemed that they have understood and accepted the drawing/design and own full responsibility for the works carried out accordingly.

CLIENT:- Mr. Hitesh
TITLE:- Layout Plan
DRAWN BY:- Manoj
CHECKED BY:- Ar. K.D. Singh
DATE:- 03/06/2021
DRAWING NO:- A-01
REVISION NO:-
SCALE:- N.T.S.

Architect:-

ATELIER EDGE
From Foundations To Skies
Mobile: 9878104009, 9878124009



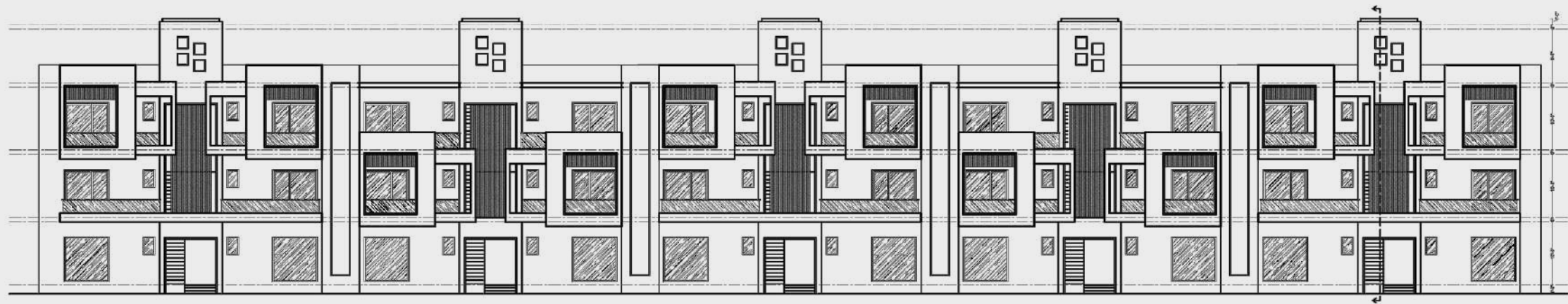
LAYOUT PLAN

STERLING HOME

CATEGORY - RESIDENTIAL

ADDRESS - SECTOR 123, SAHIBZADA AJIT SINGH NAGAR,
PUNJAB





FRONT ELEVATION

PROJECT:

NOTES:

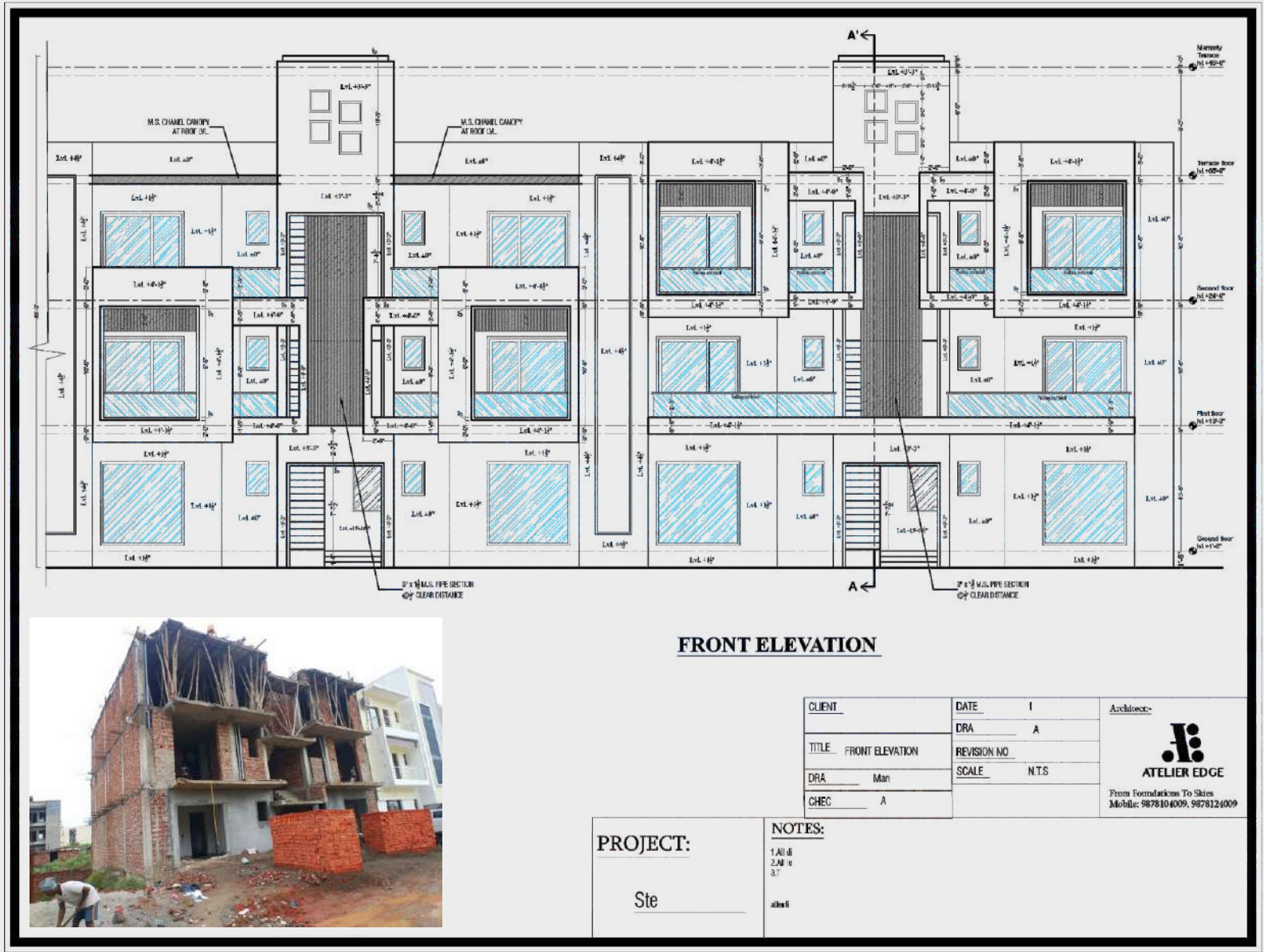
_____	_____
TITLE FRONT ELEVATION	REVI _____ A
_____	_____ N
_____ A	

Architect:-



ATELIER EDGE

From Foundations To Skies
 Mobile: 9878104009, 9878124009



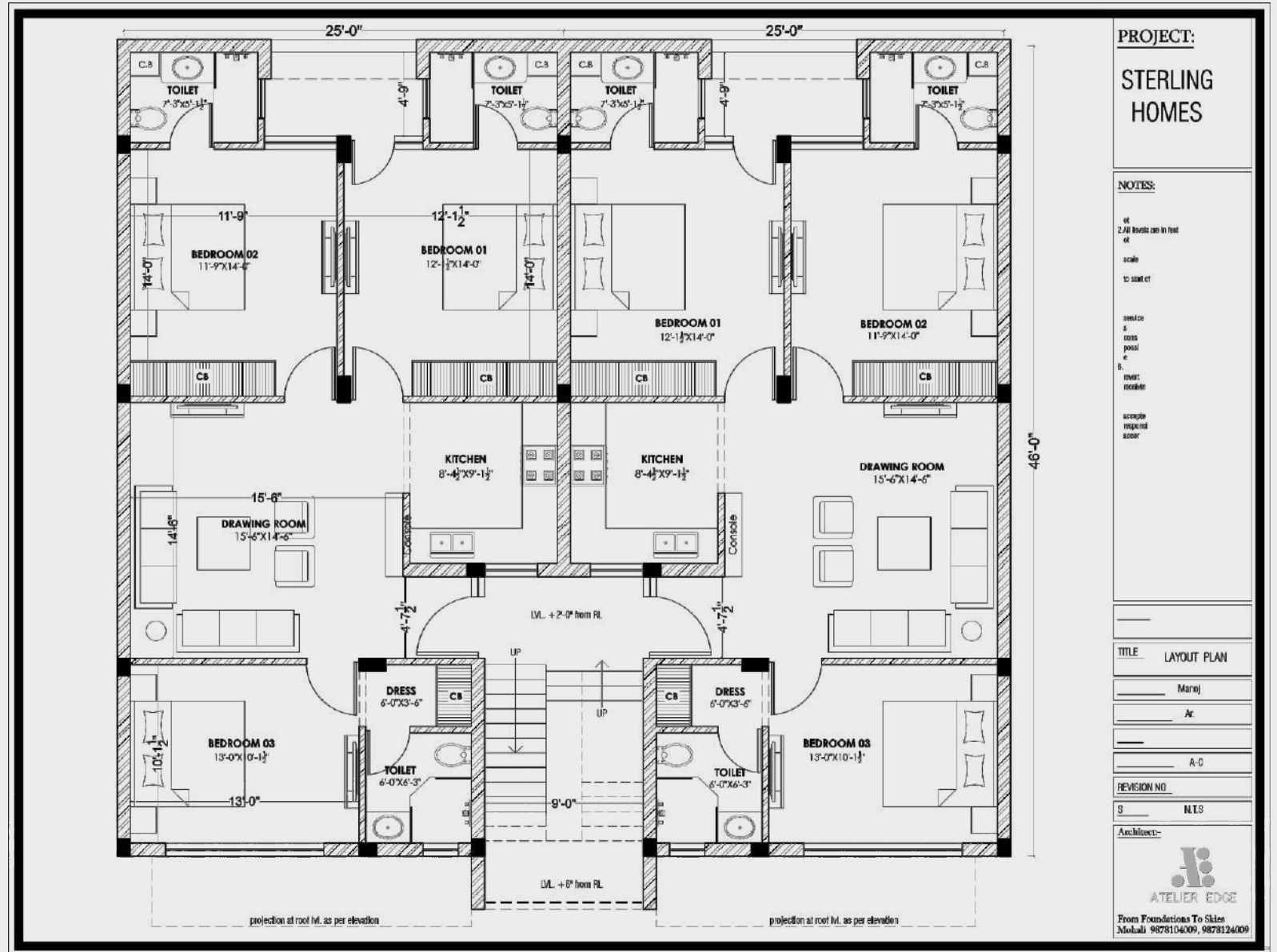
FRONT ELEVATION

CLIENT	DATE	I	Architect:- A: ATELIER EDGE From Foundations To Skies Mobile: 9878104009, 9878124009
TITLE	DRA	A	
DRA	REVISION NO.		
CHEC	SCALE	N.T.S	

PROJECT:
Ste

NOTES:
1. All in
2. All in
3. T
ateli





HOTEL MOON ROCK

CATEGORY - COMMERCIAL
ADDRESS - RAIPUR MAIDAN, UNA,
HIMACHAL PRADESH





PROJECT:
 Proposed
 HOTEL MOON ROCK
 At UNA, H.P

- NOTES:**
1. All dimensions are in feet & inches unless otherwise mentioned.
 2. All levels are in feet & inches unless otherwise mentioned.
 3. This drawing is to be read and not to be scaled.
 4. All dimensions shall be verified on site prior to start of work. Any discrepancy shall be brought to the notice of the architect.
 5. This drawing shall be read in conjunction with all relevant architectural, structural and service drawings. Any discrepancy noticed, shall be brought to the attention of the consultants and resolved as soon as possible, but always prior to procurement/execution of works.
 6. Construction manager/ project manager shall revert back within 7 working days of receiving the drawings on coordination and availability issues, otherwise it would be deemed that they have understood and accepted the drawing/design and own full responsibility for the works carried out accordingly.

CLIENT:-

TITLE:-

DRAWN BY:- Manoj

CHECKED BY:- Ar. K.D Singh

DATE:- 10/12/2022

DRAWING NO:- A-2

REVISION NO:-

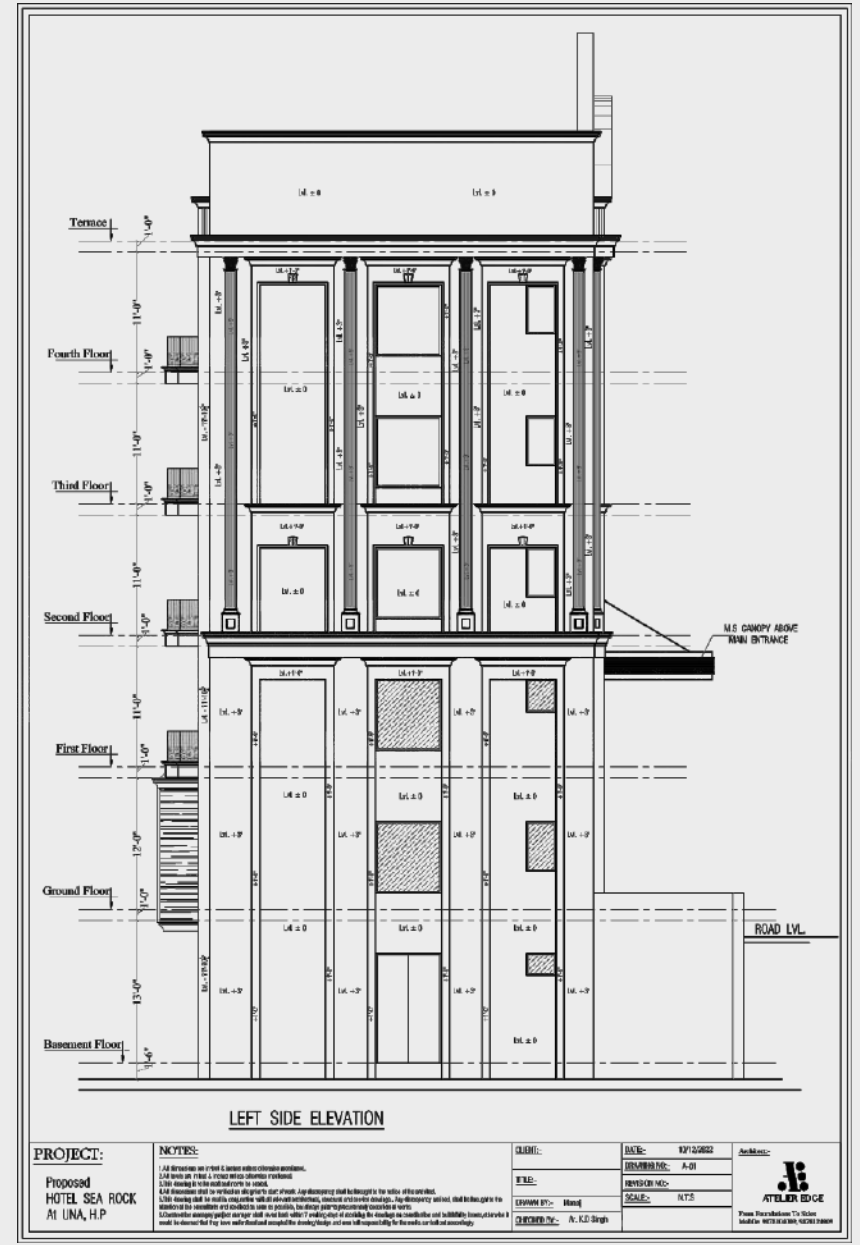
SCALE:- N.T.S

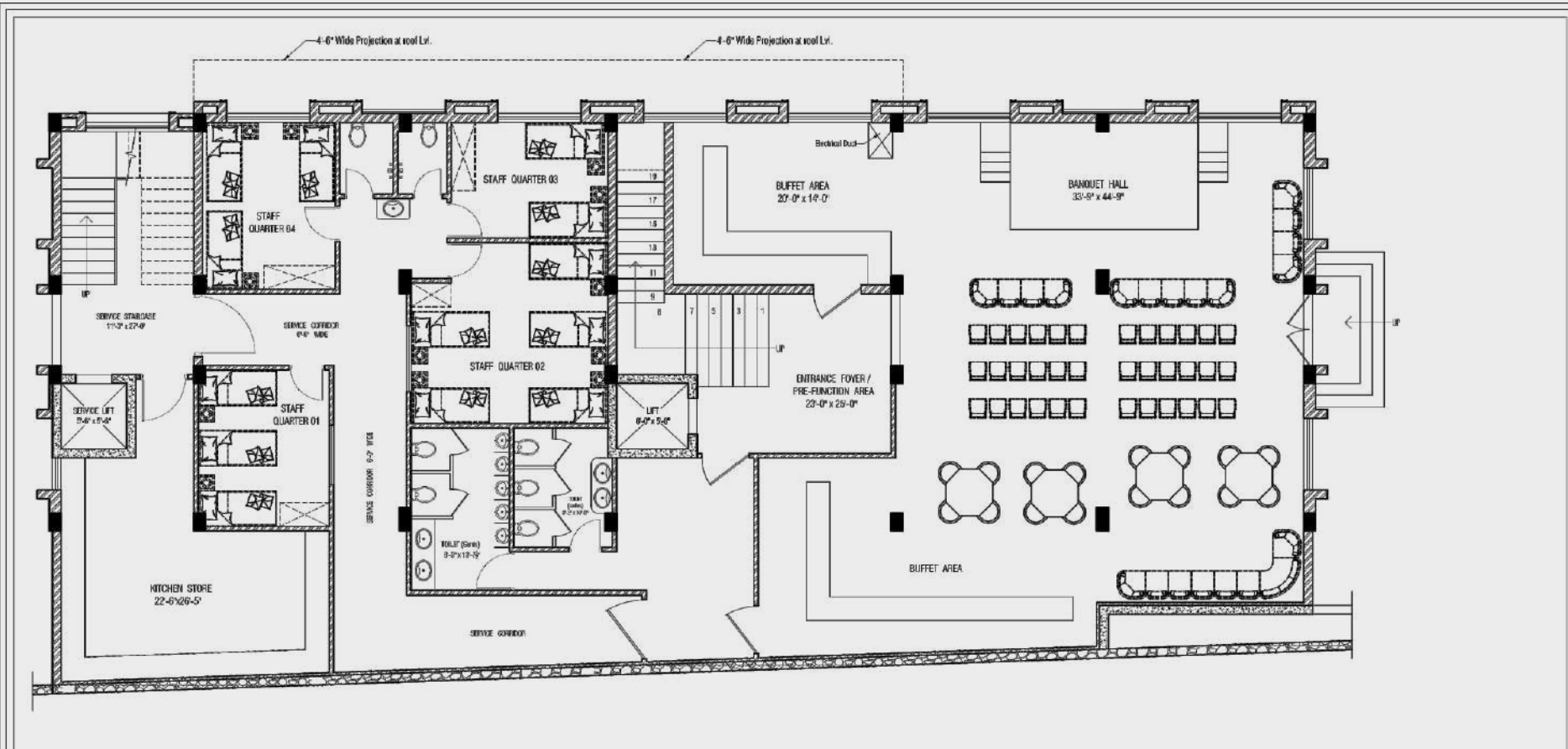
Architect:-



ATELIER EDGE

From Foundations To Skies
 Mobile: 9878104009, 9878124009





FURNITURE PLAN - BASEMENT FLOOR

PROJECT:
Proposed
HOTEL SEA ROCK
At UNA, H.P

NOTES:
1. All dimensions are in feet & inches unless otherwise mentioned.
2. All levels are in feet & inches unless otherwise mentioned.
3. This drawing is to be read and not to be scaled.
4. All dimensions shall be verified on site prior to start of work. Any discrepancy shall be brought to the notice of the architect.
5. This drawing shall be read in conjunction with all relevant architectural, structural and service drawings. Any discrepancy noticed, shall be brought to the attention of the consultants and resolved as soon as possible, but always prior to procurement/ execution of works.
6. Construction manager/ project manager shall revert back within 7 working days of receiving the drawings on coordination and buildability issues, otherwise it would be deemed that they have understood and accepted the drawing/design and own full responsibility for the works carried out accordingly.

CLIENT:-
TITLE:- BASEMENT FLOOR PLAN
DRAWN BY:- Manoj
CHECKED BY:- Ar. K.D Singh

DATE:- 26/11/2022
DRAWING NO:- A-01
REVISION NO:-
SCALE:- N.T.S

Architect:-
ATELIER EDGE
From Foundations To Skies
Mobile: 9878104009, 9878124009

GRAND ROSSO ZIRAKPUR

CATEGORY - COMMERCIAL
ADDRESS - ZIRAKPUR, PUNJAB





RIGHT SIDE ELEVATION

PROJECT:

**GRAND ROSSO
ZIRAKPUR**

NOTES:

1. All dimensions are in feet & inches unless otherwise mentioned.
2. All levels are in feet & inches unless otherwise mentioned.
3. This drawing is to be read and not to be scaled.
4. All dimensions shall be verified on site prior to start of work. Any discrepancy shall be brought to the notice of the architect.
5. This drawing shall be read in conjunction with all relevant architectural, structural and service drawings. Any discrepancy noticed, shall be brought to the attention of the consultants and resolved as soon as possible, but always prior to procurement/execution of works.
6. Construction manager/ project manager shall revert back within 7 working days of receiving the drawings on coordination and buildability issues, otherwise it would be deemed that they have understood and accepted the drawing/design and own full responsibility for the works carried out accordingly.

CLIENT:-

TITLE:- RIGHT SIDE ELEVATION

DRAWN BY:- Manoj

CHECKED BY:- Ar. K.D Singh

DATE:- 13/06/2022

DRAWING NO:- A-07

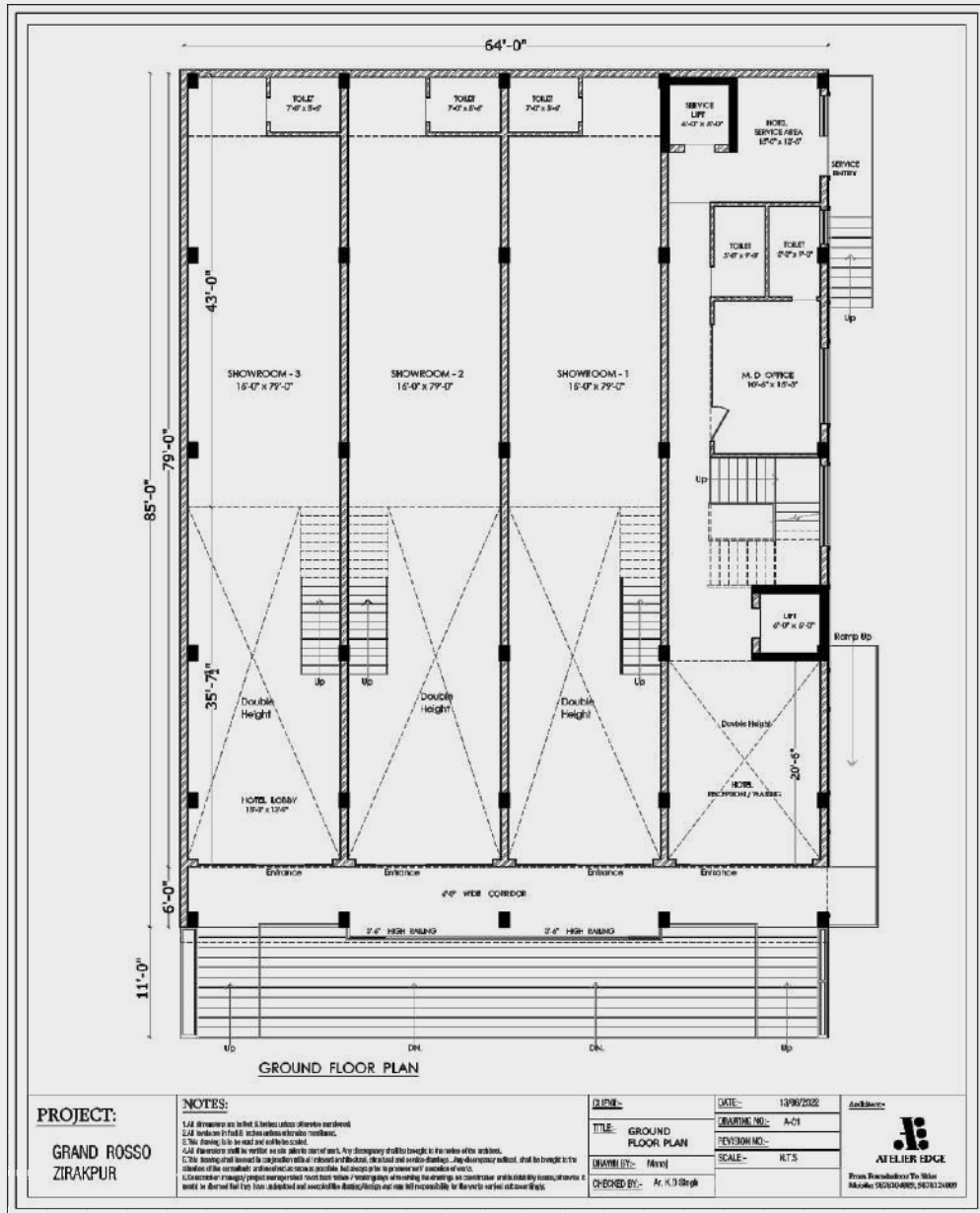
REVISION NO:-

SCALE:- N.T.S

Architect:-



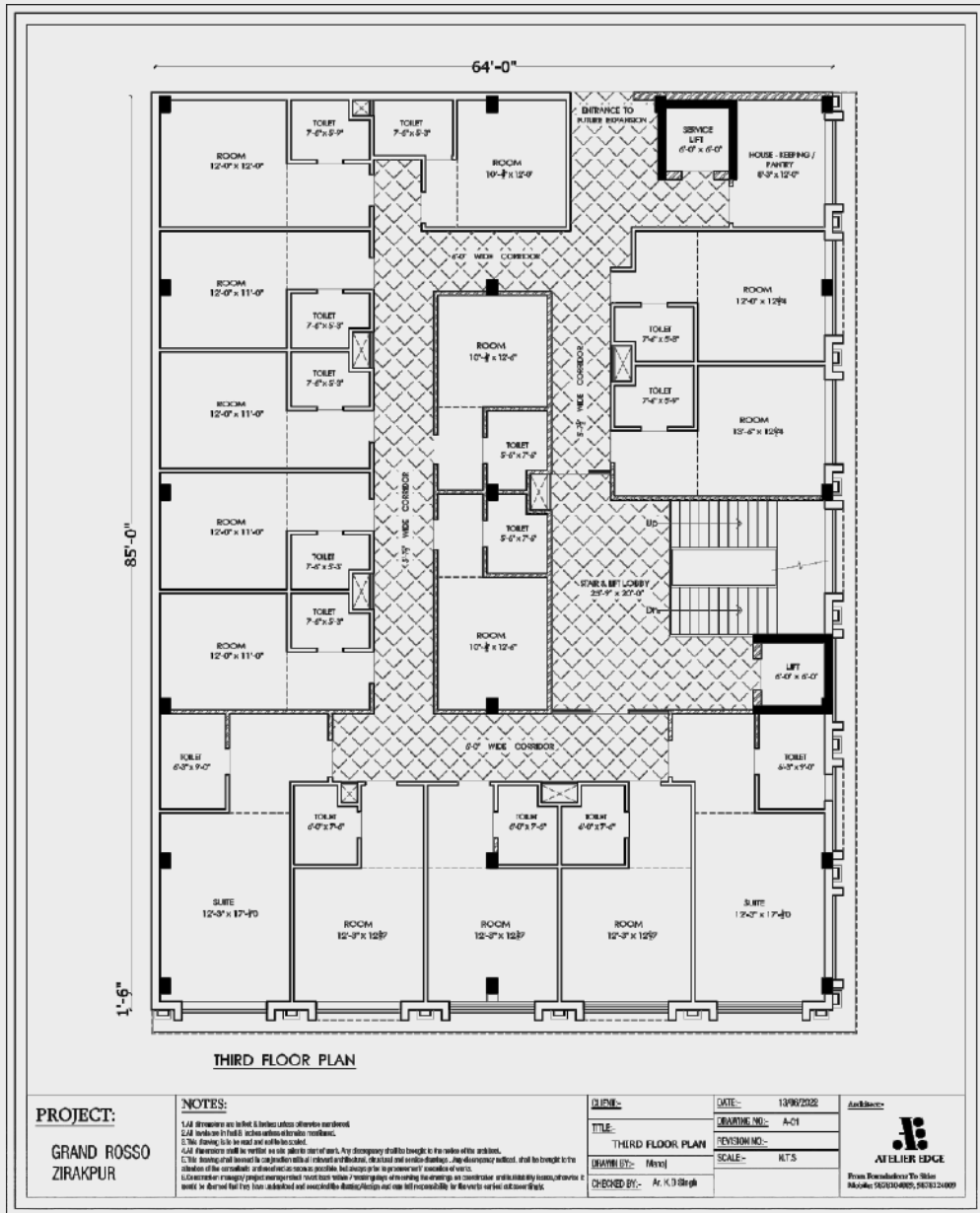
From Foundations To Skies
Mobile: 9878104009, 9878124009



PROJECT:
GRAND ROSSO
ZIRAKPUR

NOTES:
1. All dimensions are in feet & inches unless otherwise specified.
2. All work is to be done in accordance with the specifications.
3. The drawing shall be used for construction purposes only and shall not be used for any other purpose.
4. All dimensions shall be verified on site prior to construction. Any discrepancy shall be brought to the attention of the architect.
5. The drawing shall be used for construction purposes only and shall not be used for any other purpose.
6. The drawing shall be used for construction purposes only and shall not be used for any other purpose.

DATE: 13/06/2022
REVISION NO.: A-01
REVISION NO.:
SCALE: 1/8" = 1'-0"
CHECKED BY: Ar. K.D. Singh



PROJECT:
GRAND ROSSO
ZIRAKPUR

NOTES:
1. All dimensions are in feet & inches unless otherwise specified.
2. All work is to be done in accordance with the specifications.
3. The drawing shall be used for construction purposes only and shall not be used for any other purpose.
4. All dimensions shall be verified on site prior to construction. Any discrepancy shall be brought to the attention of the architect.
5. The drawing shall be used for construction purposes only and shall not be used for any other purpose.
6. The drawing shall be used for construction purposes only and shall not be used for any other purpose.

DATE: 13/06/2022
REVISION NO.: A-01
REVISION NO.:
SCALE: 1/8" = 1'-0"
CHECKED BY: Ar. K.D. Singh

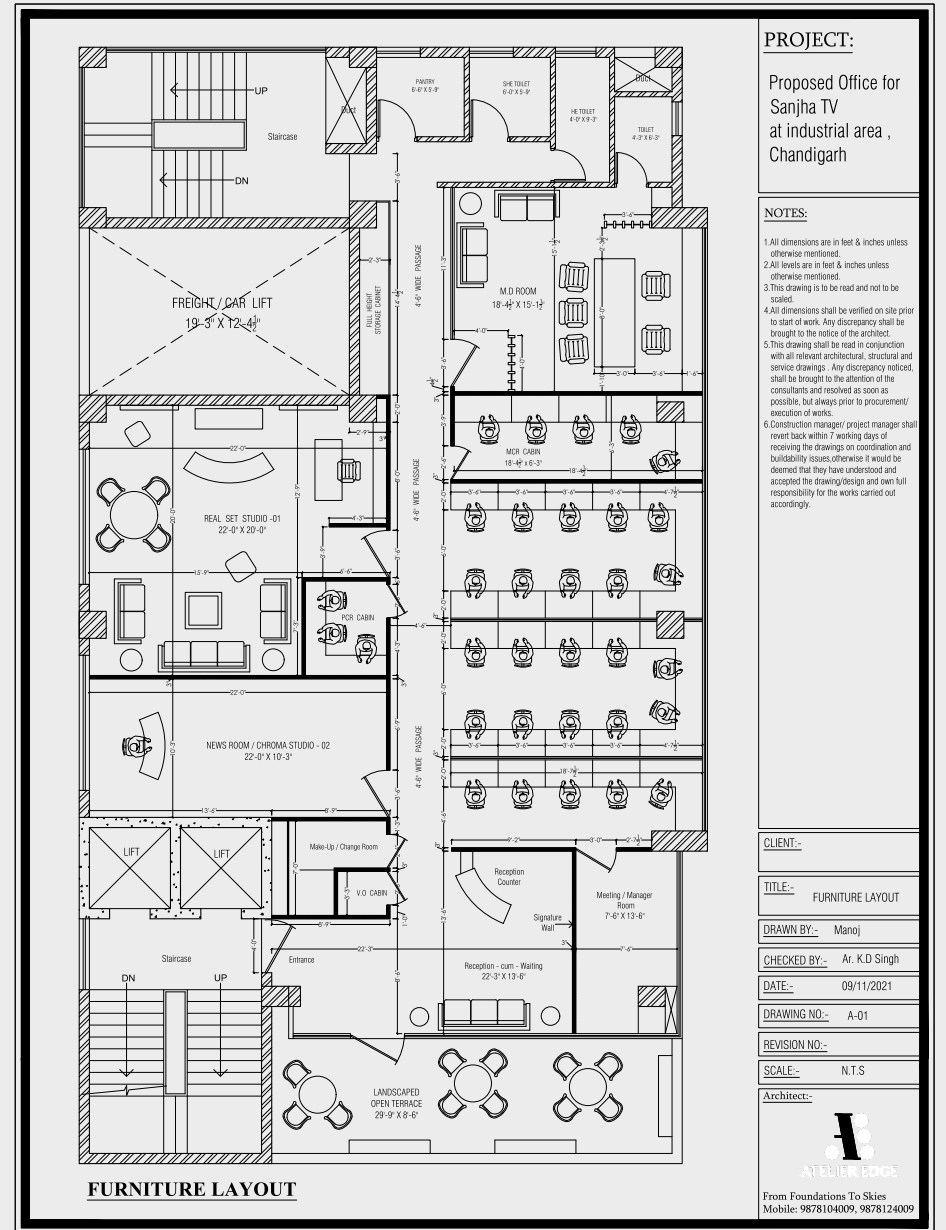



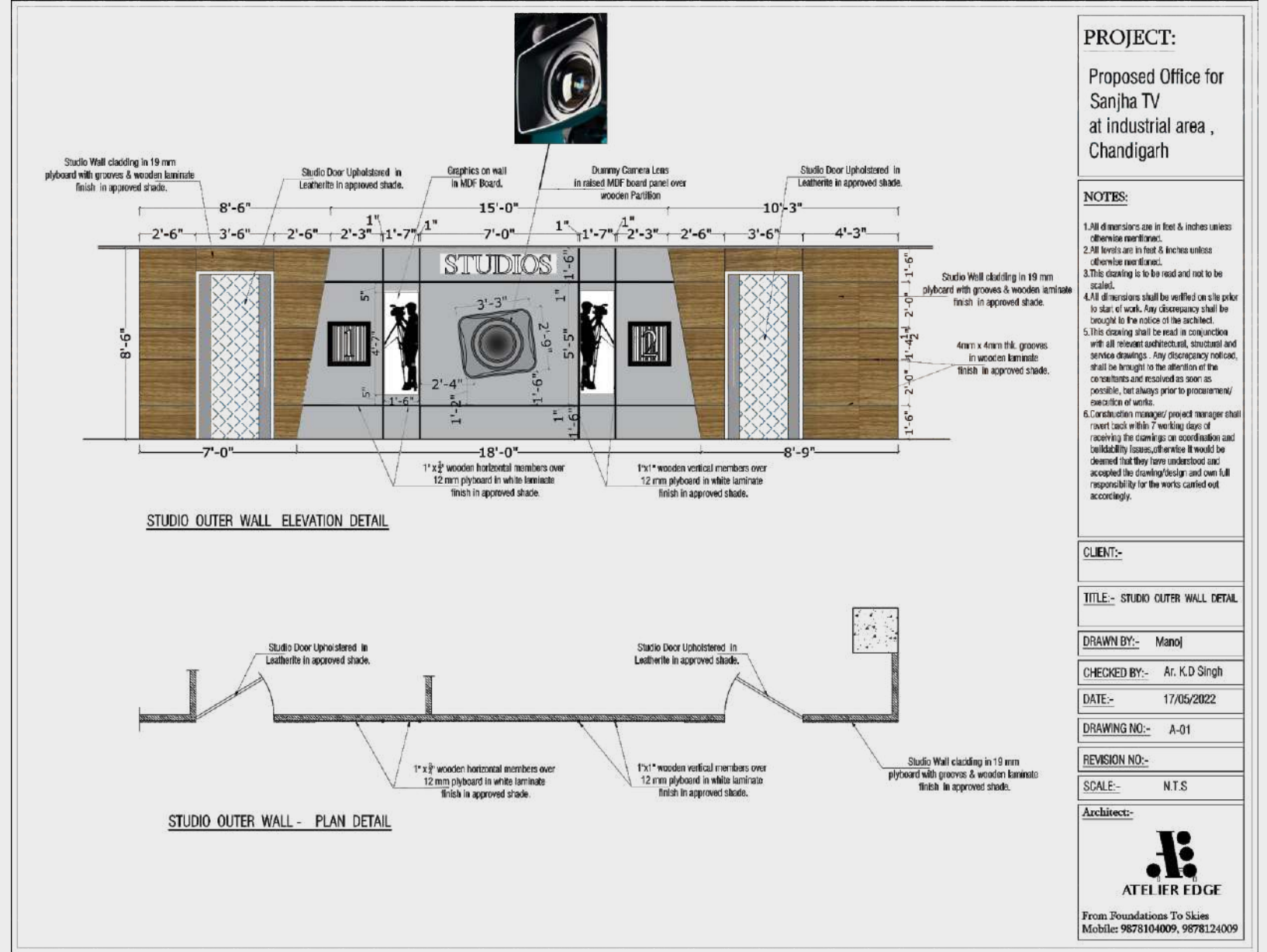
SANJHA TV

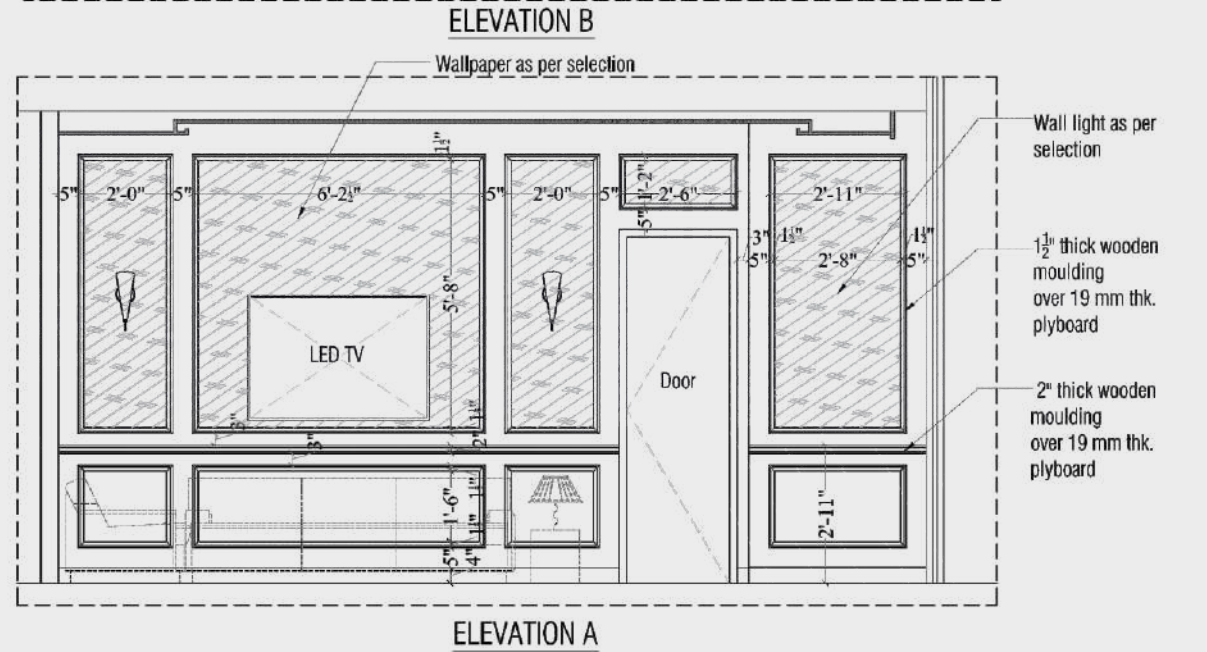
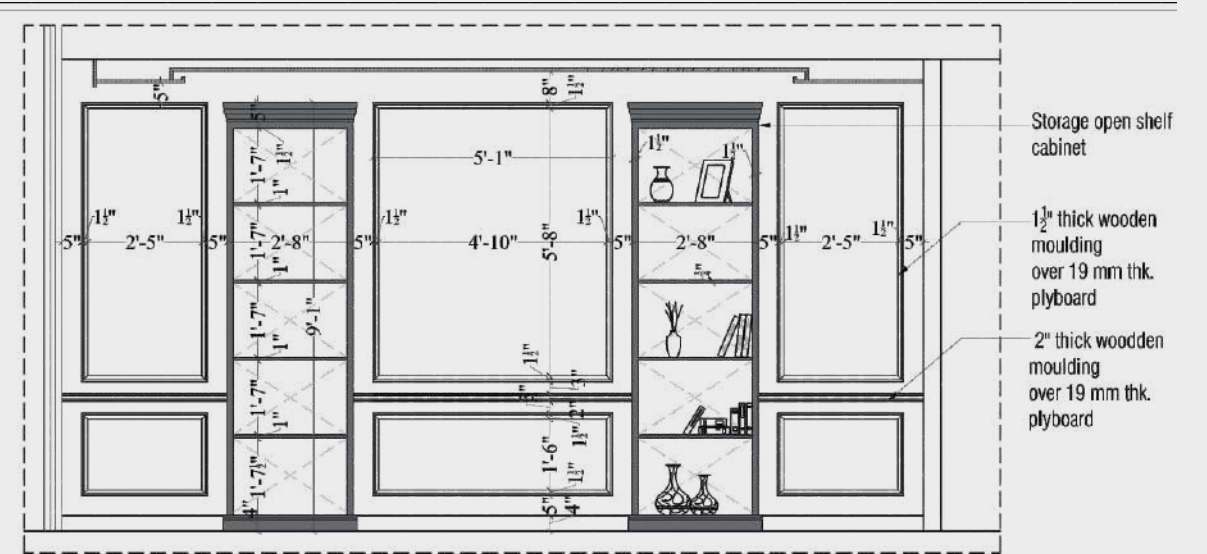
CATEGORY - COMMERCIAL

ADDRESS - PHASE 2, INDUSTRIAL AREA, CHANDIGARH







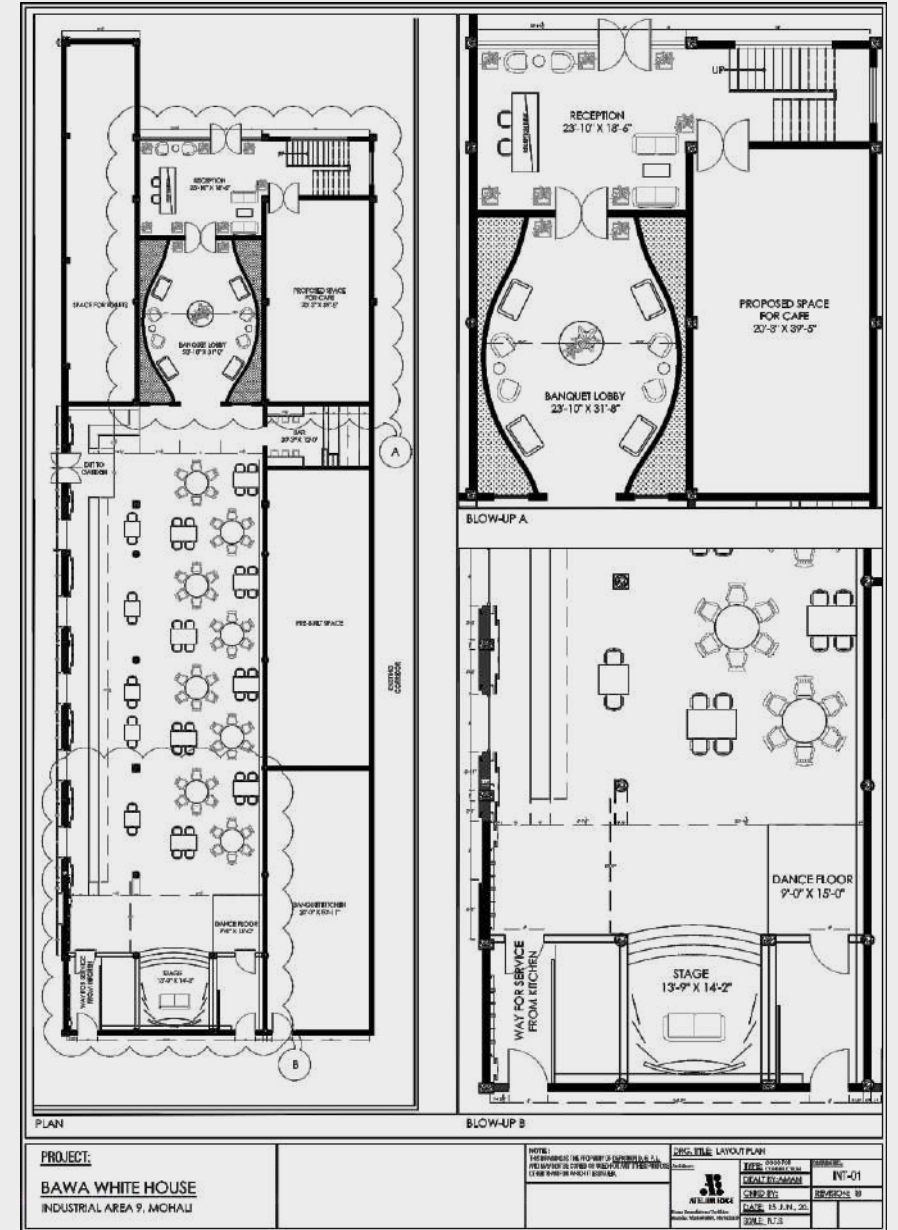



BAWA WHITE HOUSE

CATEGORY - RESIDENTIAL

ADDRESS - PHASE 9, INDUSTRIAL AREA,
MOHALI, PUNJAB





PROJECT:

**WHITE HOUSE
BANQUET**

NOTES:

1. All dimensions are in feet & inches unless otherwise mentioned.
2. All levels are in feet & inches unless otherwise mentioned.
3. This drawing is to be read and not to be scaled.
4. All dimensions shall be verified on site prior to start of work. Any discrepancy shall be brought to the notice of the architect.
5. This drawing shall be read in conjunction with all relevant architectural, structural and service drawings. Any discrepancy noticed, shall be brought to the attention of the consultants and resolved as soon as possible, but always prior to procurement/execution of works.
6. Construction manager/ project manager shall revert back within 7 working days of receiving the drawings on coordination and buildability issues, otherwise it would be deemed that they have understood and accepted the drawing/design and own full responsibility for the works carried out accordingly.

CLIENT:-

TITLE:- Banquet Hall
Wall Cladding Detail

DRAWN BY:- Manoj

CHECKED BY:- Ar. K.D Singh

DATE:- 26/02/2022

DRAWING NO:- A-01

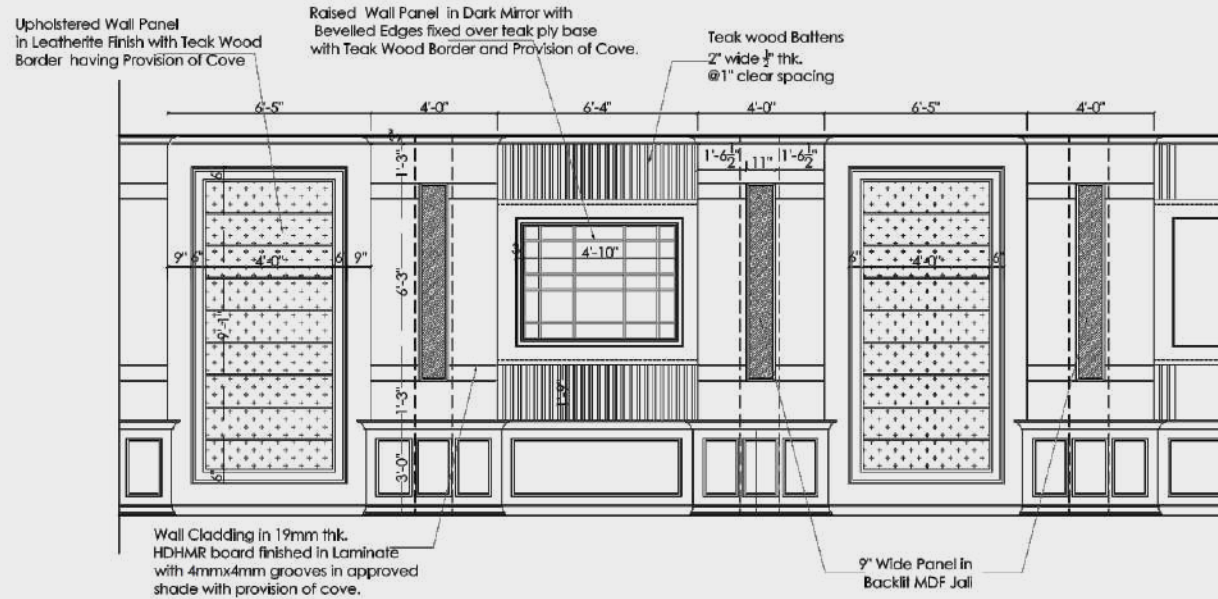
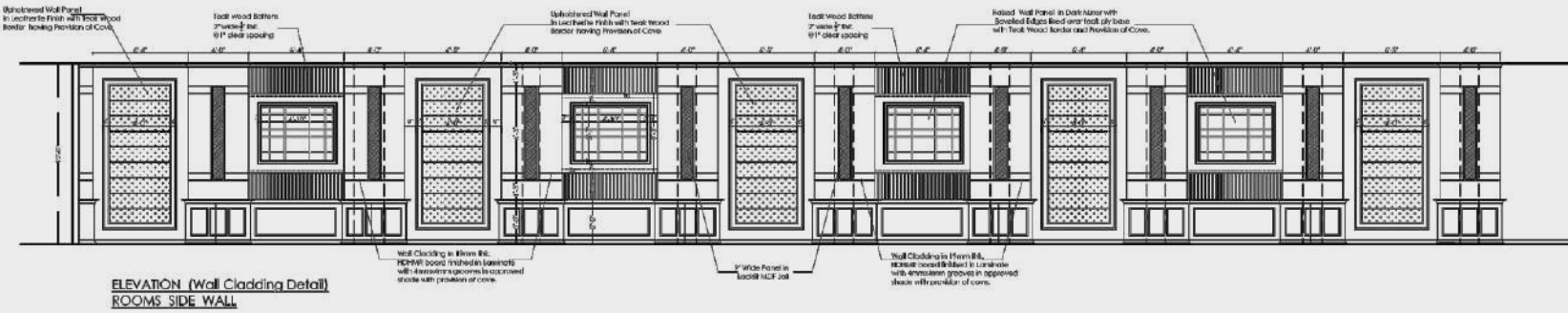
REVISION NO:-

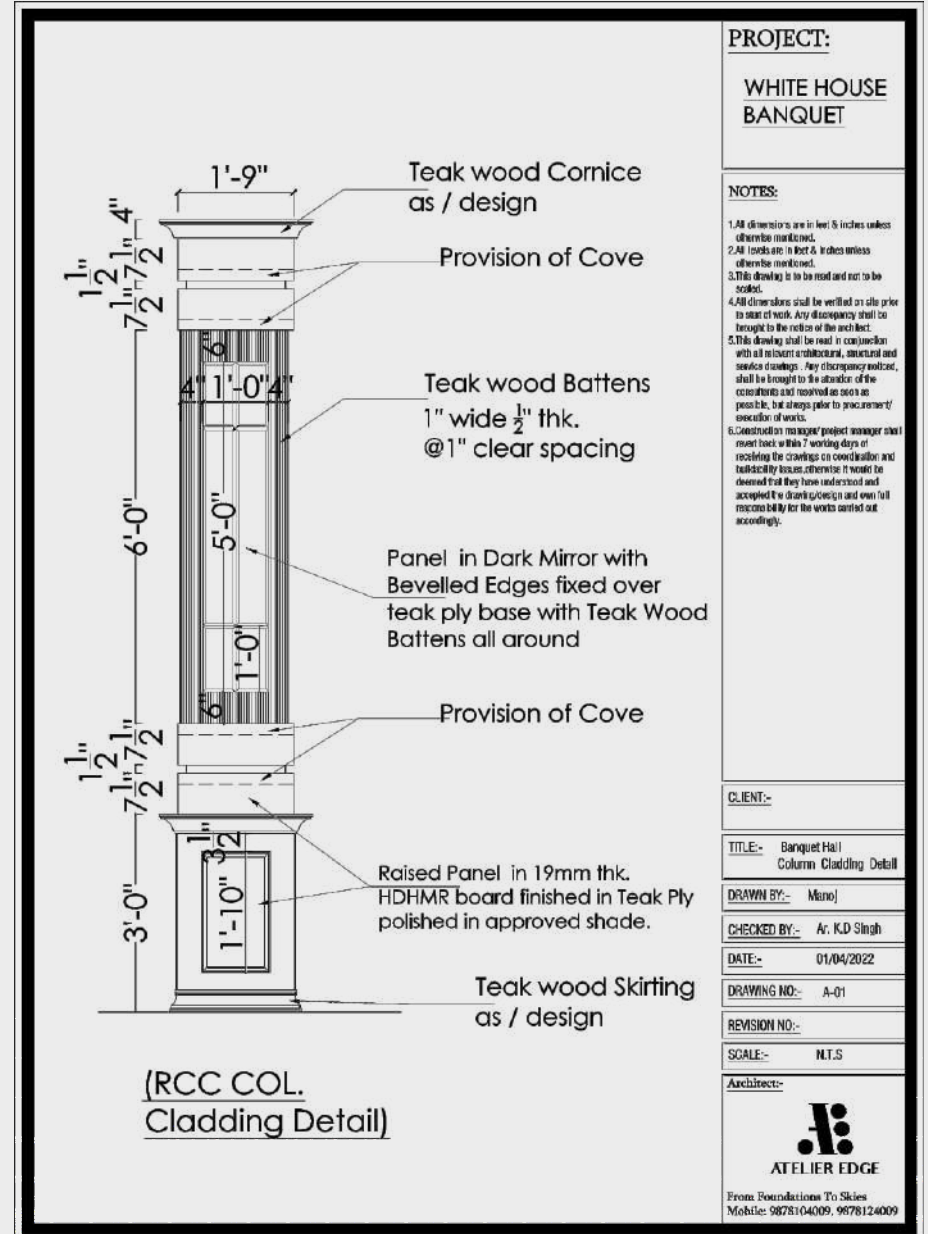
SCALE:- N.T.S

Architect:-



From Foundations To Skies
Mobile: 9878104009, 9878124009





PROJECT:

**WHITE HOUSE
BANQUET**

NOTES:

1. All dimensions are in feet & inches unless otherwise mentioned.
2. All levels are in feet & inches unless otherwise mentioned.
3. This drawing is to be read and not to be scaled.
4. All dimensions shall be verified on site prior to start of work. Any discrepancy shall be brought to the notice of the architect.
5. This drawing shall be read in conjunction with all relevant architectural, structural and service drawings. Any discrepancy noticed, shall be brought to the attention of the consultants and resolved as soon as possible, but always prior to procurement/execution of works.
6. Construction manager/ project manager shall revert back within 7 working days of receiving the drawings on coordination and buildability issues, otherwise it would be deemed that they have understood and accepted the drawing/design and own full responsibility for the works carried out accordingly.

CLIENT:-

**TITLE:- Banquet Hall
Wall Cladding Detail**

DRAWN BY:- Manoj

CHECKED BY:- Ar. K.D Singh

DATE:- 26/02/2022

DRAWING NO:- A-01

REVISION NO:-

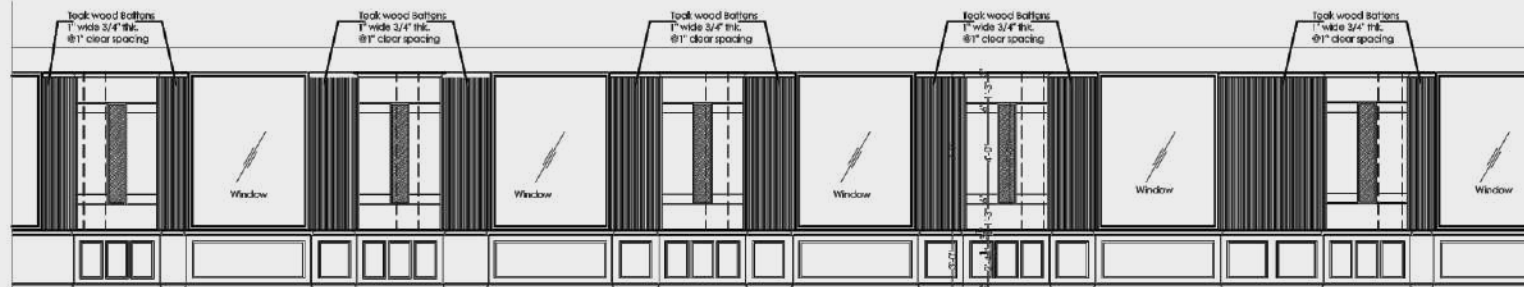
SCALE:- N.T.S

Architect:-

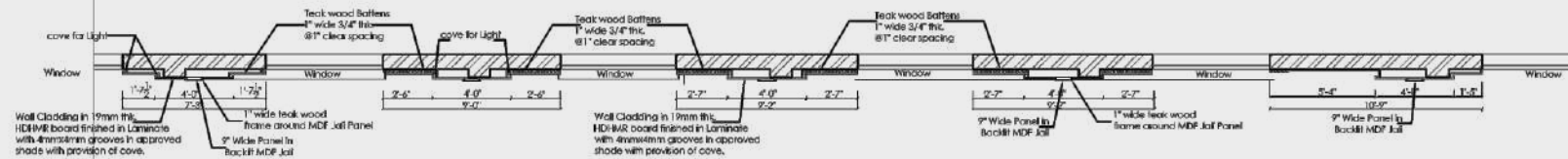


ATELIER EDGE


From Foundations To Skies
Mobile: 9878104009, 9878124009



**ELEVATION (Wall Cladding Detail)
Lawn Side Wall**



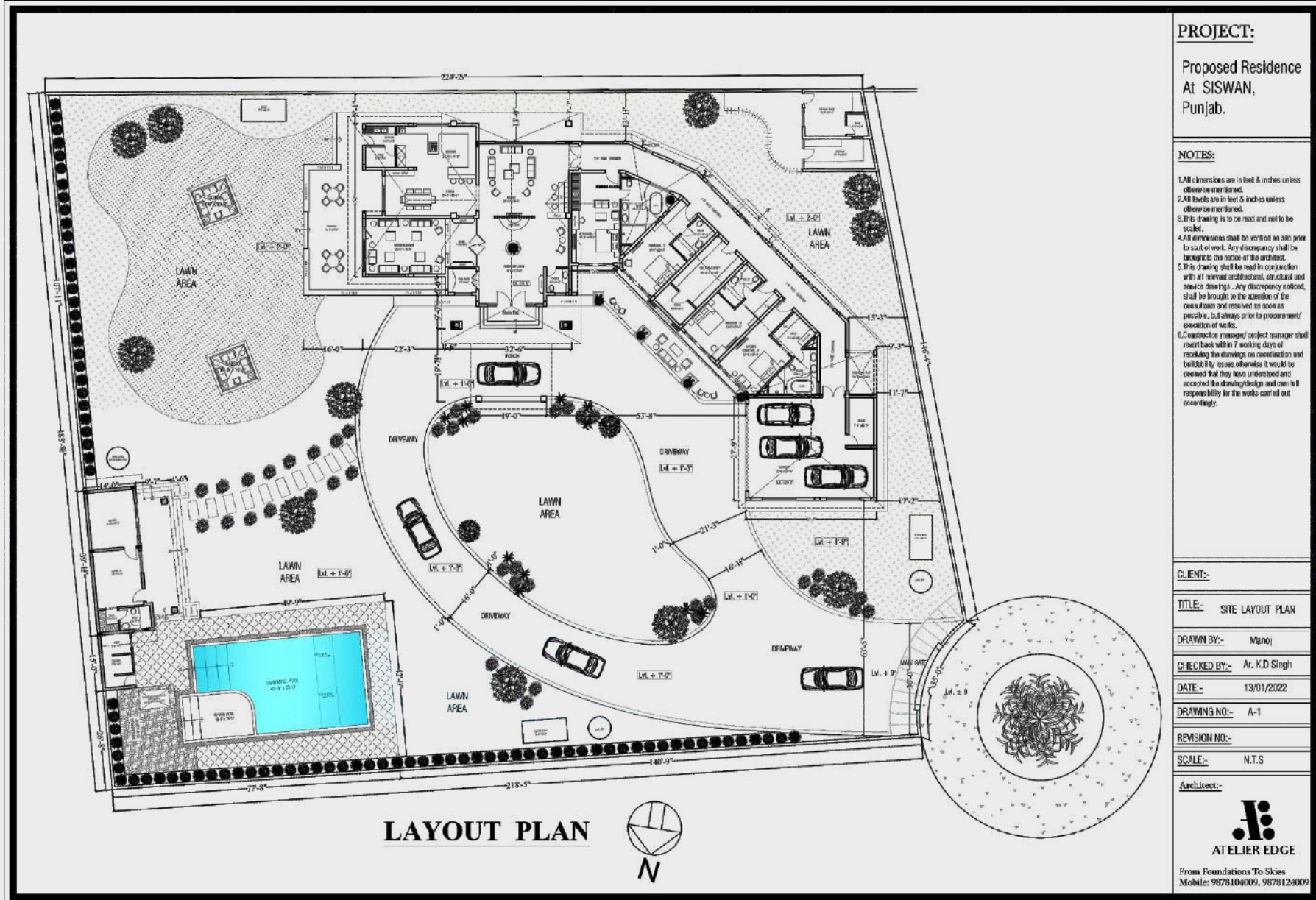
**PLAN (Wall Cladding Detail)
Lawn Side Wall**



FARMHOUSE

CATEGORY - RESIDENTIAL
ADDRESS - MULLANPUR, NEW CHANDIGARH





PROJECT:

Proposed Residence
At SISWAN,
Punjab.

NOTES:

1. All dimensions are in feet & inches unless otherwise mentioned.
2. All levels are in feet & inches unless otherwise mentioned.
3. This drawing is to be read and not to be scaled.
4. All dimensions shall be verified on site prior to start of work. Any discrepancy shall be brought to the notice of the architect.
5. This drawing shall be read in conjunction with all relevant architectural, structural and services drawings. Any discrepancy noticed, shall be brought to the attention of the consultant and resolved as soon as possible, but always prior to procurement/execution of works.
6. Construction manager/ project manager shall report back within 7 working days of receiving the drawings on coordination and buildability issues otherwise it would be deemed that they have understood and accepted the drawing/design and own full responsibility for the works carried out accordingly.

CLIENT:-

TITLE:- SITE LAYOUT PLAN

DRAWN BY:- Manoj

CHECKED BY:- Ar. K.D Singh

DATE:- 13/01/2022

DRAWING NO:- A-1

REVISION NO:-

SCALE:- N.T.S

Architect:-



ATELJER EDGE

From Foundations To Skies
Mobile: 9878104009, 9878124009



ATELIER EDGE
+91-9878104009
+91-9878124009



DEPICT
www.depict.com



FRONT ELEVATION

FRONT ELEVATION

PROJECT:

Proposed Residence
At SISWAN,
Punjab.

NOTES:

1. All dimensions are in feet & inches unless otherwise mentioned.
2. All levels are in feet & inches unless otherwise mentioned.
3. This drawing is to be read and not to be scaled.
4. All dimensions shall be verified on site prior to start of work. Any discrepancy shall be brought to the notice of the architect.
5. This drawing shall be read in conjunction with all relevant architectural, structural and services drawings. Any discrepancy noticed, shall be brought to the attention of the consultants and resolved as soon as possible, but always prior to commencement/execution of works.
6. Construction manager/ project manager shall report back within 7 working days of receiving the drawings on coordination and buildability issues whenever it would be deemed that they have understood and accepted the drawing/design and can hold responsibility for the works carried out accordingly.

CLIENT:-

TITLE:- FRONT ELEVATION

DRAWN BY:- Manoj

CHECKED BY:- Ar. KD Singh

DATE:- 13/01/2022

DRAWING NO:- A-2

REVISION NO:-

SCALE:- N.T.S

Architect:-

ATELIER EDGE

From Foundations To Skies
Mobile: 9878104009, 9878124009

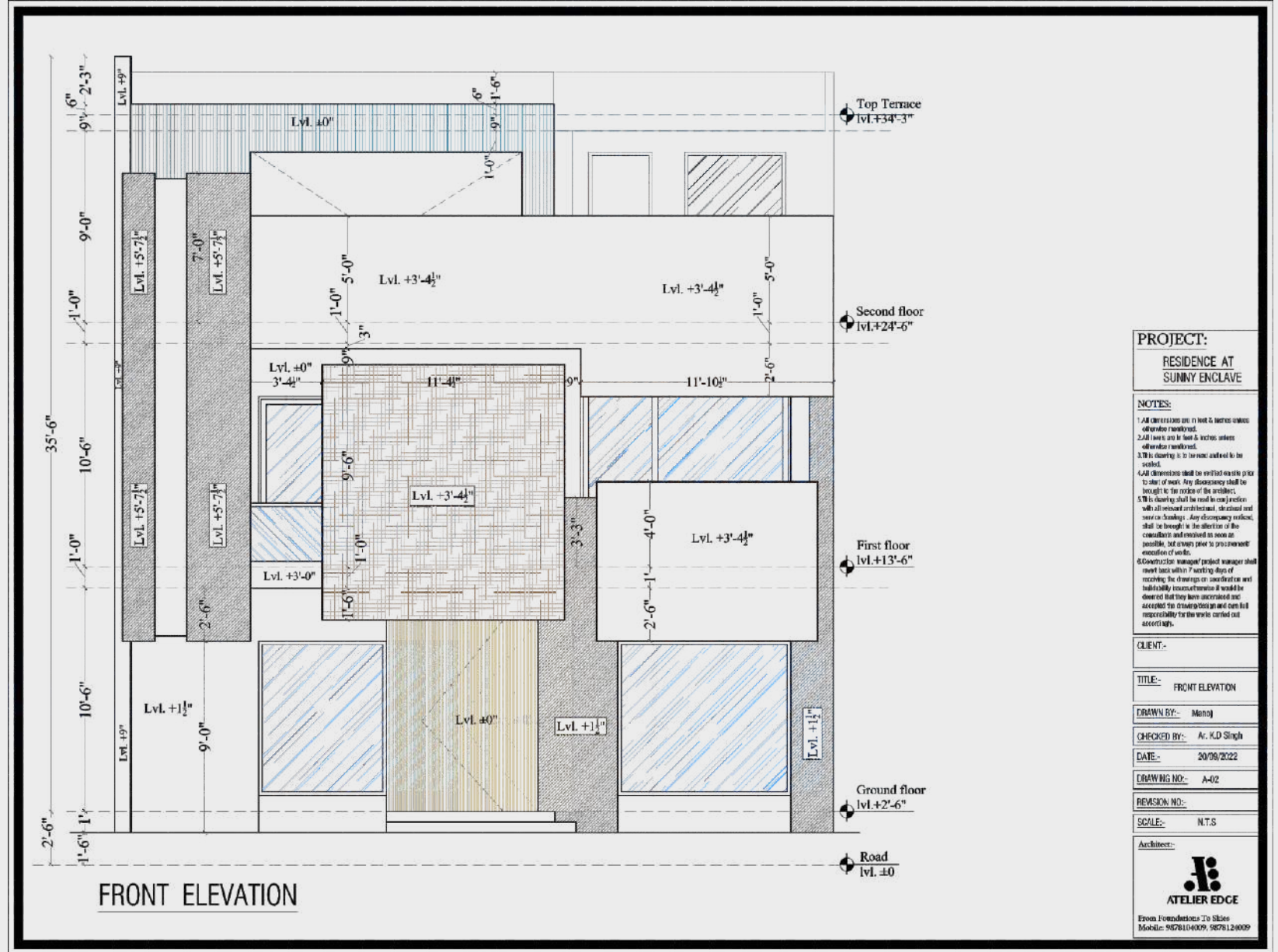



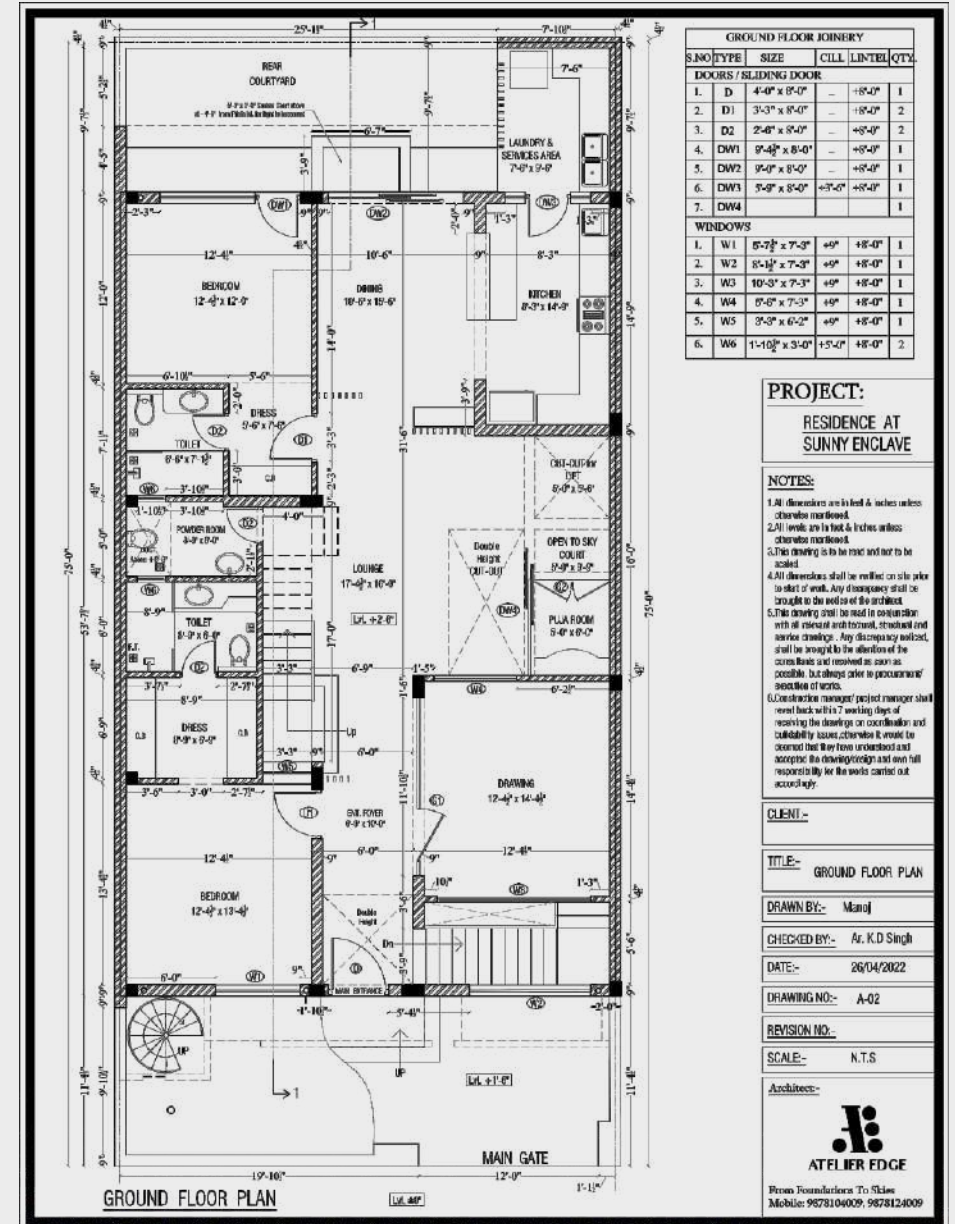
KIBHU HOUSE

CATEGORY - RESIDENTIAL

ADDRESS - #1310, OLD SUNNY ENCLAVE, SECTOR 125,
KHARAR, PUNJAB





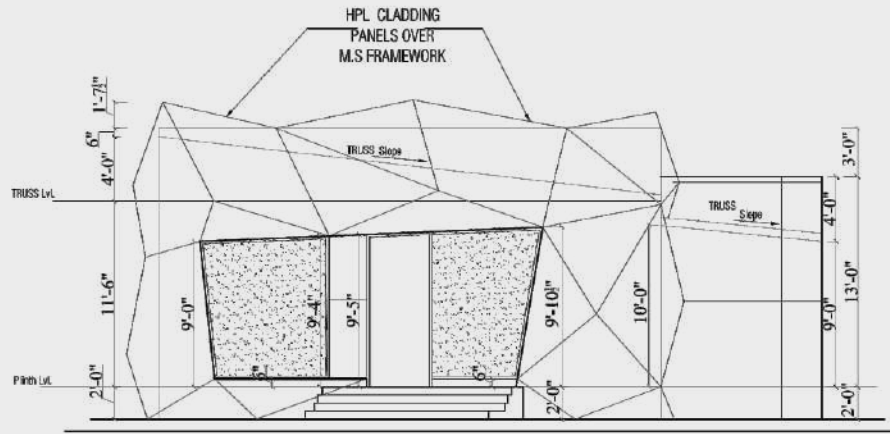


BAJWA DEVELOPERS

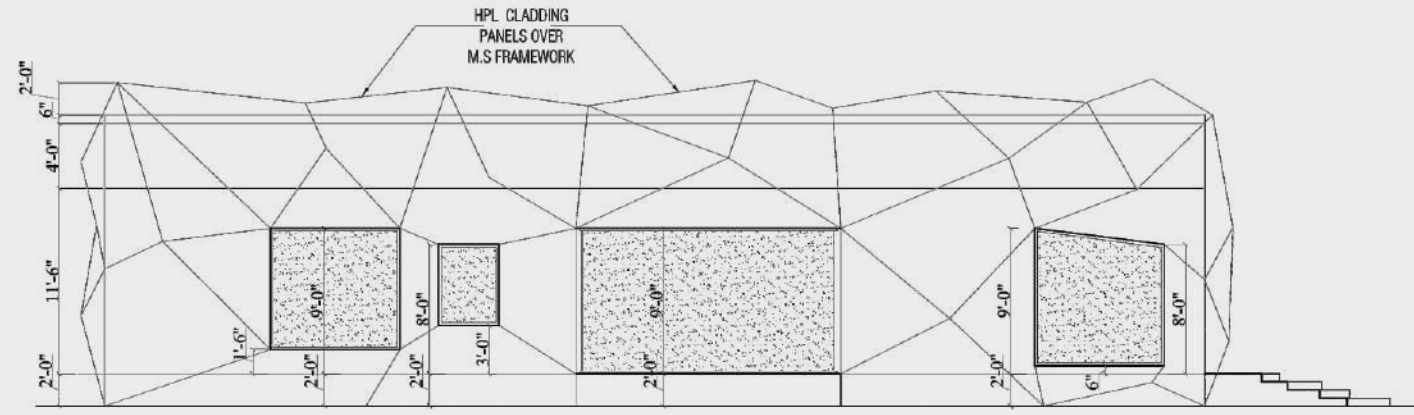
CATEGORY - RESIDENTIAL

ADDRESS - JLPL INDUSTRIAL AREA, IT CITY ROAD,
SAHIBZADA AJIT SINGH NAGAR, PUNJAB





FRONT ELEVATION



LEFT SIDE ELEVATION

PROJECT:

**PROPOSED
SITE OFFICE PLAN**

NOTES:

1. All dimensions are in feet & inches unless otherwise mentioned.
2. All levels are in feet & inches unless otherwise mentioned.
3. This drawing is to be read and not to be scaled.
4. All dimensions shall be verified on site prior to start of work. Any discrepancy shall be brought to the notice of the architect.
5. This drawing shall be read in conjunction with all relevant architectural, structural and service drawings. Any discrepancy noticed, shall be brought to the attention of the consultants and resolved as soon as possible, but always prior to procurement/execution of works.
6. Construction manager/ project manager shall revert back within 7 working days of receiving the drawings on coordination and liability issues, otherwise it would be deemed that they have understood and accepted the drawing/design and own full responsibility for the works carried out accordingly.

CLIENT:- Mr. SUNNY BAJWA

TITLE:- ELEVATIONS
(Window Cill & Lintel Lvl.)

DRAWN BY:- Mano

CHECKED BY:- Ar. K.D Singh

DATE:- 04/08/2022

DRAWING NO:- A-2

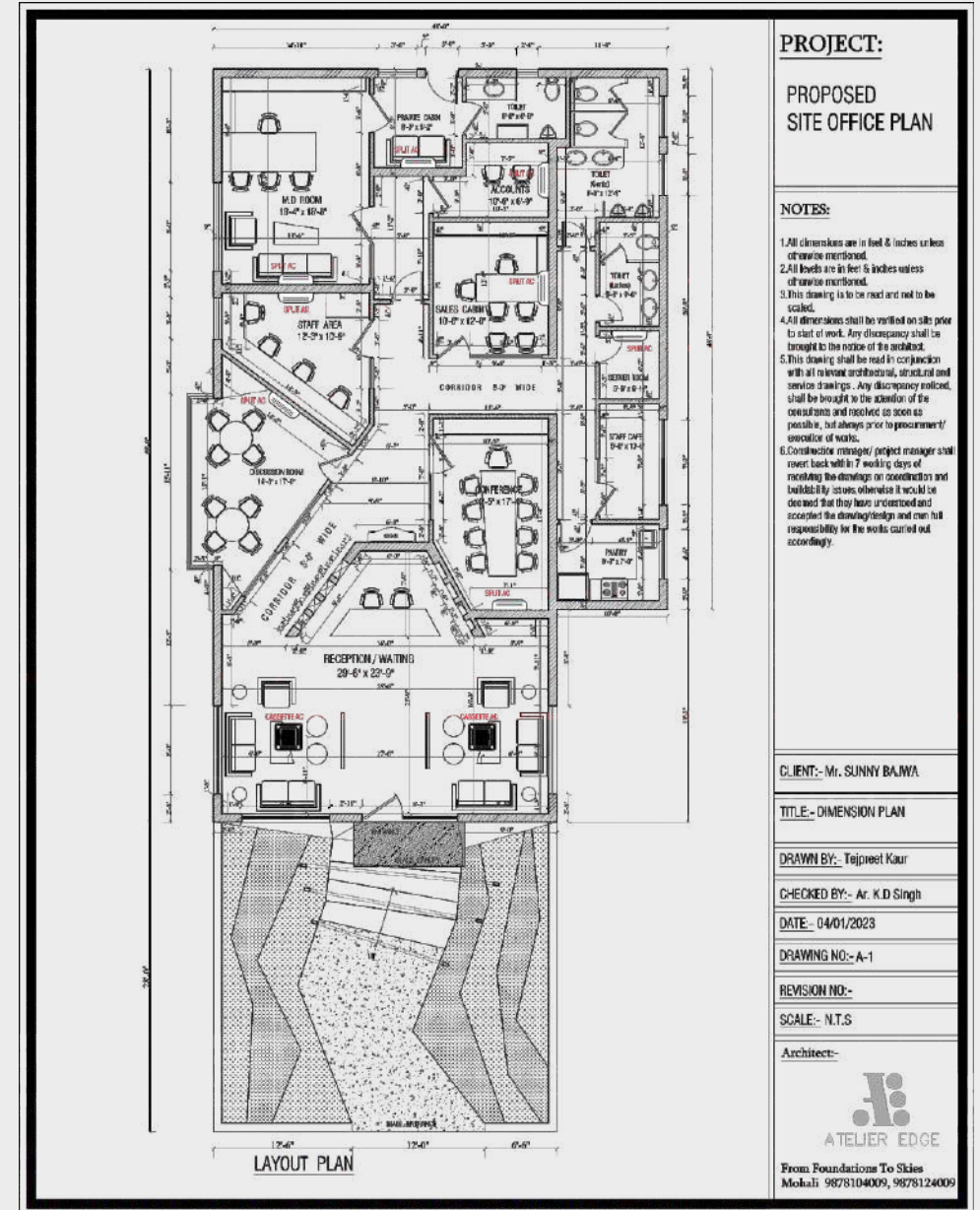
REVISION NO:-

SCALE:- N.T.S

Architect:-



From Foundations To Skies
Mohali 9878104009, 9878124009

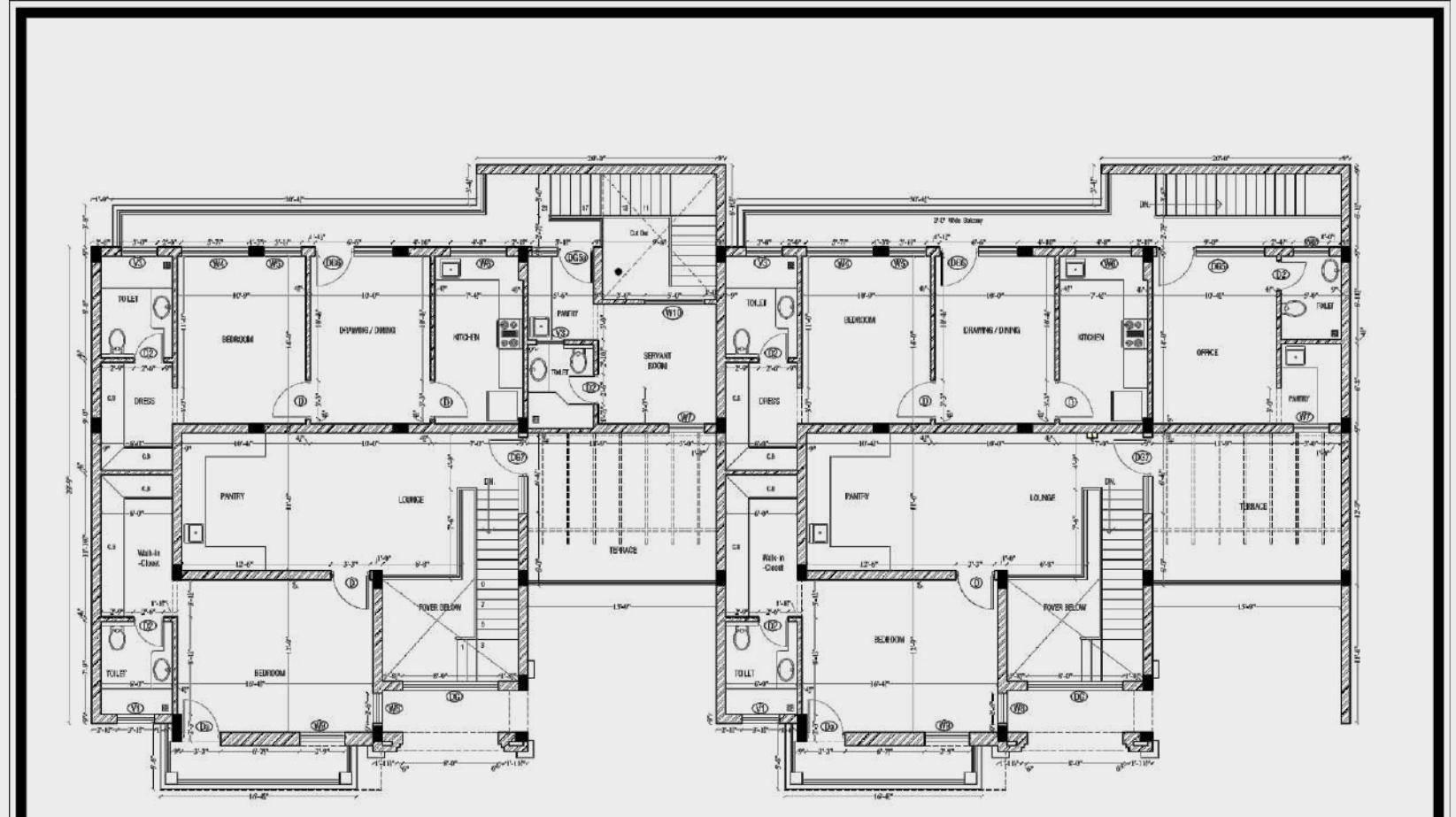


TWIN HOUSE

CATEGORY - RESIDENTIAL

ADDRESS - SECTOR 125, DESU MAJRA,
SAHIBZADA AJIT SINGH NAGAR, PUNJAB





FIRST FLOOR PLAN

PROJECT:

Proposed Residence
At Kharar, Punjab.

NOTES:

1. All dimensions are in feet & inches unless otherwise mentioned.
2. All levels are in feet & inches unless otherwise mentioned.
3. This drawing is to be read and not to be scaled.
4. All dimensions shall be verified on site prior to start of work. Any discrepancy shall be brought to the notice of the architect.
5. This drawing shall be read in conjunction with all relevant architectural, structural and services drawings. Any discrepancy noticed, shall be brought to the attention of the consultants and resolved as soon as possible, but always prior to commencing/execution of work.
6. Construction manager/ project manager shall revert back within 7 working days of receiving the drawings on coordination and buildability issues, otherwise it would be deemed that they have understood and accepted the drawing/design and own full responsibility for the works carried out accordingly.

CLIENT:-

TITLE:- FIRST FLOOR PLAN

DRAWN BY:- Manoj

CHECKED BY:- Ar. K.D Singh

DATE:- 10/11/2021

DRAWING NO:- A-01

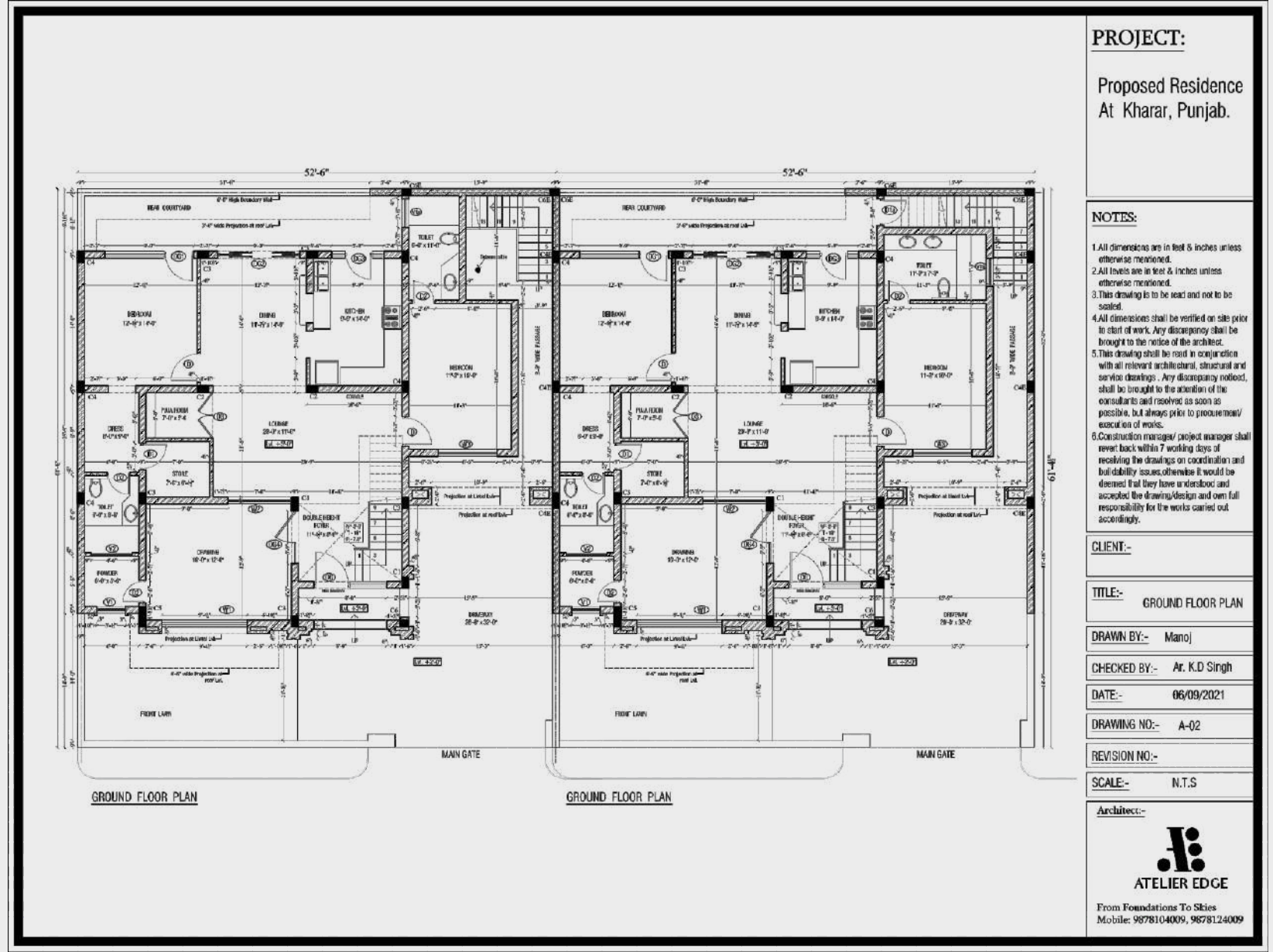
REVISION NO:-

SCALE:- N.T.S

Architect:-



From Foundations To Skies
Mobile: 9878104009, 9878124009



PROJECT:
Proposed Residence
At Kharar, Punjab.

- NOTES:**
1. All dimensions are in feet & inches unless otherwise mentioned.
 2. All levels are in feet & inches unless otherwise mentioned.
 3. This drawing is to be read and not to be scaled.
 4. All dimensions shall be verified on site prior to start of work. Any discrepancy shall be brought to the notice of the architect.
 5. This drawing shall be read in conjunction with all relevant architectural, structural and service drawings. Any discrepancy noticed, shall be brought to the attention of the consultants and resolved as soon as possible, but always prior to procurement/execution of works.
 6. Construction manager/ project manager shall revert back within 7 working days of receiving the drawings on coordination and buildability issues, otherwise it would be deemed that they have understood and accepted the drawing/design and own full responsibility for the works carried out accordingly.

CLIENT:-

TITLE:- GROUND FLOOR PLAN

DRAWN BY:- Mano

CHECKED BY:- Ar. K.D Singh

DATE:- 06/09/2021

DRAWING NO:- A-02

REVISION NO:-

SCALE:- N.T.S

Architect:-



ATELIER EDGE

From Foundations To Skies
Mobile: 9878104009, 9878124009



PROJECT:

Proposed Residence
At Kharar, Punjab.

NOTES:

1. All dimensions are in feet & inches unless otherwise mentioned.
2. All levels are in feet & inches unless otherwise mentioned.
3. This drawing is to be read and not to be scaled.
4. All dimensions shall be verified on site prior to start of work. Any discrepancy shall be brought to the notice of the architect.
5. This drawing shall be read in conjunction with all relevant architectural, structural and services drawings. Any discrepancy noticed, shall be brought to the attention of the consultants and resolved as soon as possible, but always prior to procurement/execution of works.
6. Construction manager/ project manager shall revert back within 7 working days of receiving the drawings on coordination and buildability issues, otherwise it would be deemed that they have understood and accepted the drawing/design and own full responsibility for the works carried out accordingly.

CLIENT:-

TITLE:- ELEVATION

DRAWN BY:- Mano

CHECKED BY:- Ar. K.D Singh


DATE:- 19/08/2021

DRAWING NO:- A-02

REVISION NO:-


SCALE:- N.T.S

Architect:-



ATELIER EDGE

From Foundations To Skies
Mobile: 9878104009, 9878124009



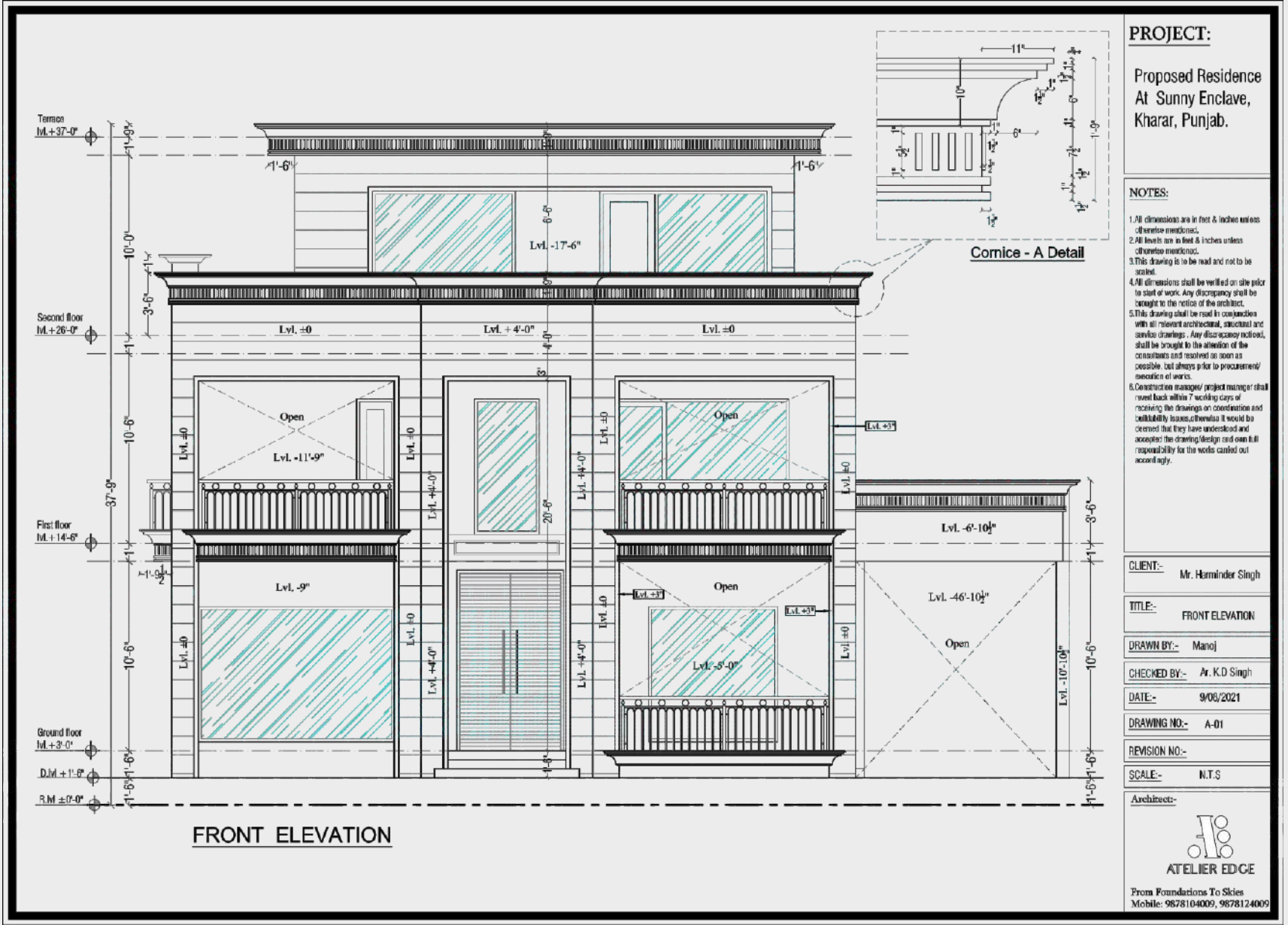
FRONT ELEVATION

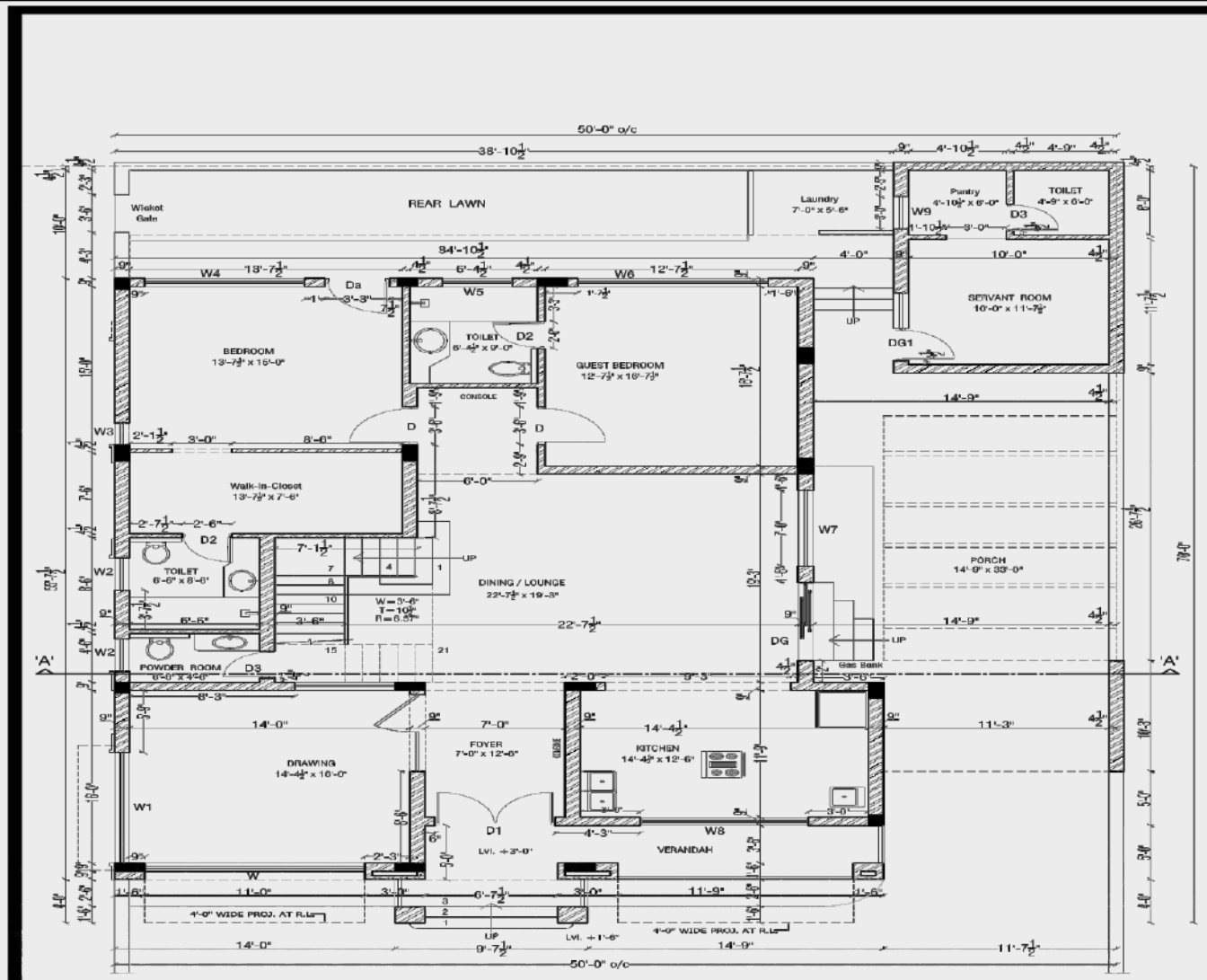
HARWINDER RESIDENCE

CATEGORY - RESIDENTIAL

ADDRESS - SECTOR 123, SAHIBZADA AJIT SINGH NAGAR,
PUNJAB







GROUND FLOOR PLAN
(Dimension Plan)

PROJECT:

Proposed Residence
At Sunny Enclave,
Kharar, Punjab.

NOTES:

1. All dimensions are in feet & inches unless otherwise mentioned.
2. All levels are in feet & inches unless otherwise mentioned.
3. This drawing is to be read and not to be scaled.
4. All dimensions shall be verified on site prior to start of work. Any discrepancy shall be brought to the notice of the architect.
5. This drawing shall be read in conjunction with all relevant architectural, structural and service drawings. Any discrepancy noticed, shall be brought to the attention of the consultants and resolved as soon as possible, but always prior to procurement/execution of works.
6. Construction manager/ project manager shall revert back within 7 working days of receiving the drawings on coordination and buildability issues, otherwise it would be deemed that they have understood and accepted the drawing/design and own full responsibility for the works carried out accordingly.

CLIENT:- Mr. Harvinder Singh

TITLE:- GROUND FLOOR PLAN

DRAWN BY:- Manoj

CHECKED BY:- Ar. K.D Singh

DATE:- 20/07/2021

DRAWING NO:- A-02

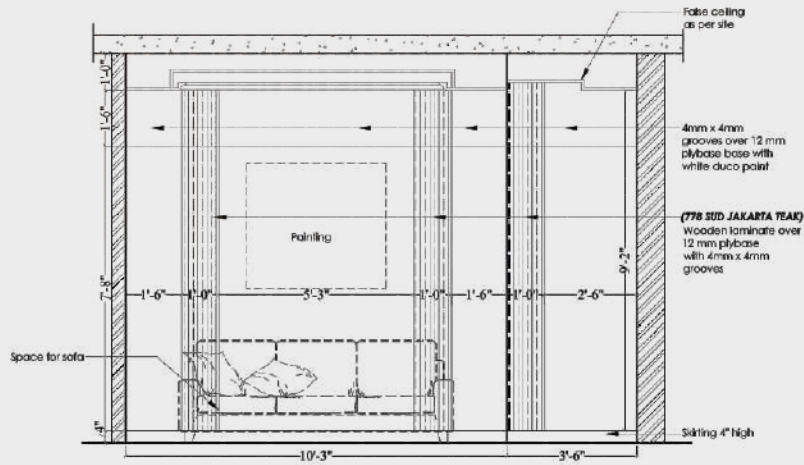
REVISION NO:-

SCALE:- N.T.S

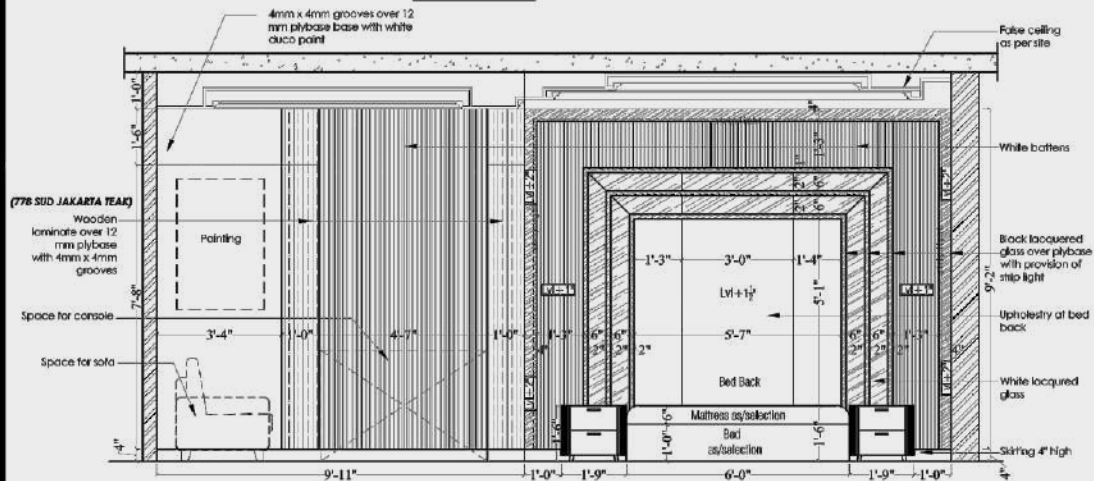
Architect:-



From Foundations To Skies
Mobile: 9878104009, 9878124009



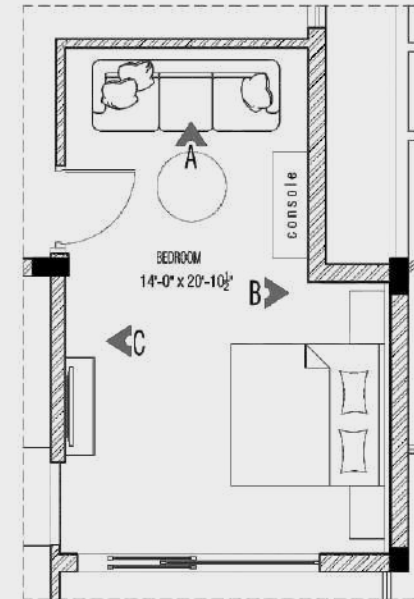
ELEVATION A



ELEVATION B



REFERENCES



LAYOUT PLAN

PROJECT:
Proposed Residence
At Sunny Enclave,
Kharar, Punjab.

NOTES:
1. All dimensions are in feet & inches unless otherwise mentioned.
2. All levels are in feet & inches unless otherwise mentioned.
3. This drawing is to be read and not to be scaled.
4. All dimensions shall be verified on site prior to start of work. Any discrepancy shall be brought to the notice of the architect.
5. This drawing shall be read in conjunction with all relevant architectural, structural and service drawings. Any discrepancy noticed, shall be brought to the attention of the consultants and resolved as soon as possible, but always prior to procurement/execution of works.
6. Construction manager/project manager shall revert back within 7 working days of receiving the drawings on coordination and buildability issues, otherwise it would be deemed that they have understood and accepted the drawing/design and own full responsibility for the works carried out accordingly.

CLIENT:- Mr. Harwinder Singh

DATE:- 31/12/22

TITLE:- Master bedroom (First Floor)

DRAWING NO:- A-01

DRAWN BY:- Tejpreet Kaur

REVISION NO:-

CHECKED BY:- Ar. K.D Singh

SCALE:- N.T.S

Architect:-



ATELIER EDGE

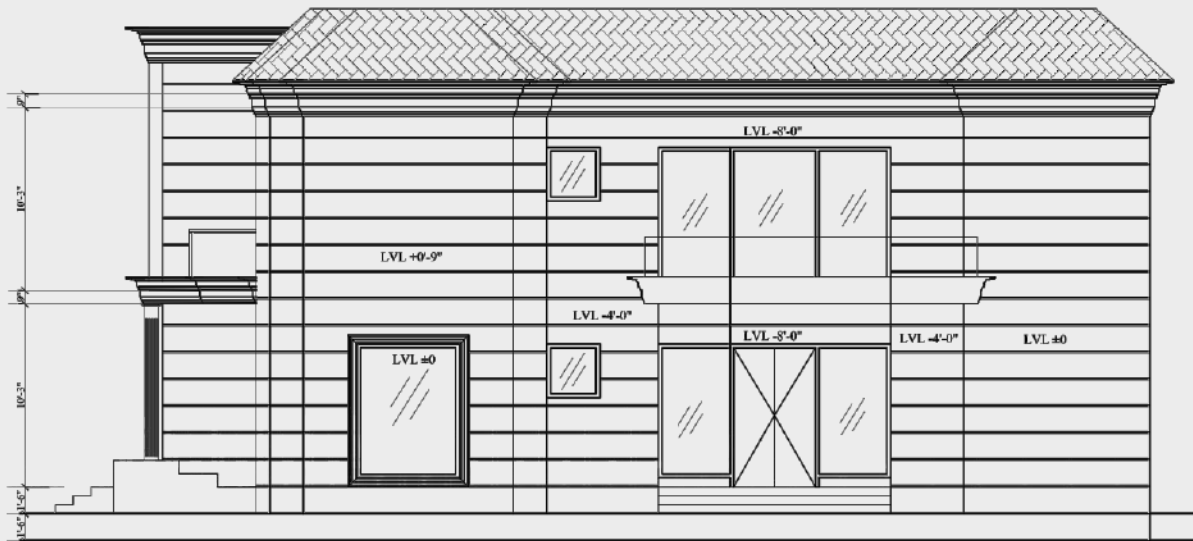
From Foundations To Skies
Mobile: 9878104009, 9878124009

MANPREET RESIDENCE

CATEGORY - RESIDENTIAL

ADDRESS - SECTOR 81, SAHIBZADA AJIT SINGH NAGAR,
PUNJAB





PROJECT:

**MR. MANPREET
RESIDENCE**

NOTES:

1. All dimensions are in feet & inches unless otherwise mentioned.
2. All levels are in feet & inches unless otherwise mentioned.
3. This drawing is to be read and not to be scaled.
4. All dimensions shall be verified on site prior to start of work. Any discrepancy shall be brought to the notice of the architect.
5. This drawing shall be read in conjunction with all relevant architectural, structural and services drawings. Any discrepancy noticed, shall be brought to the attention of the consultants and resolved as soon as possible, but always prior to procurement/execution of works.
6. Consultant manager/project manager shall revert back within 7 working days of receiving the drawings on coordination and buildability issues otherwise it would be deemed that they have accepted and accepted the drawing/design and own full responsibility for the works carried out accordingly.

CLIENT:- **MR. MANPREET**

TITLE:- **ELEVATIONS**

DRAWN BY:- **Ar. Jasleen Singh**

CHECKED BY:- **Ar. K.D Singh**

DATE:- **27/07/2021**

DRAWING NO:- **A-1**

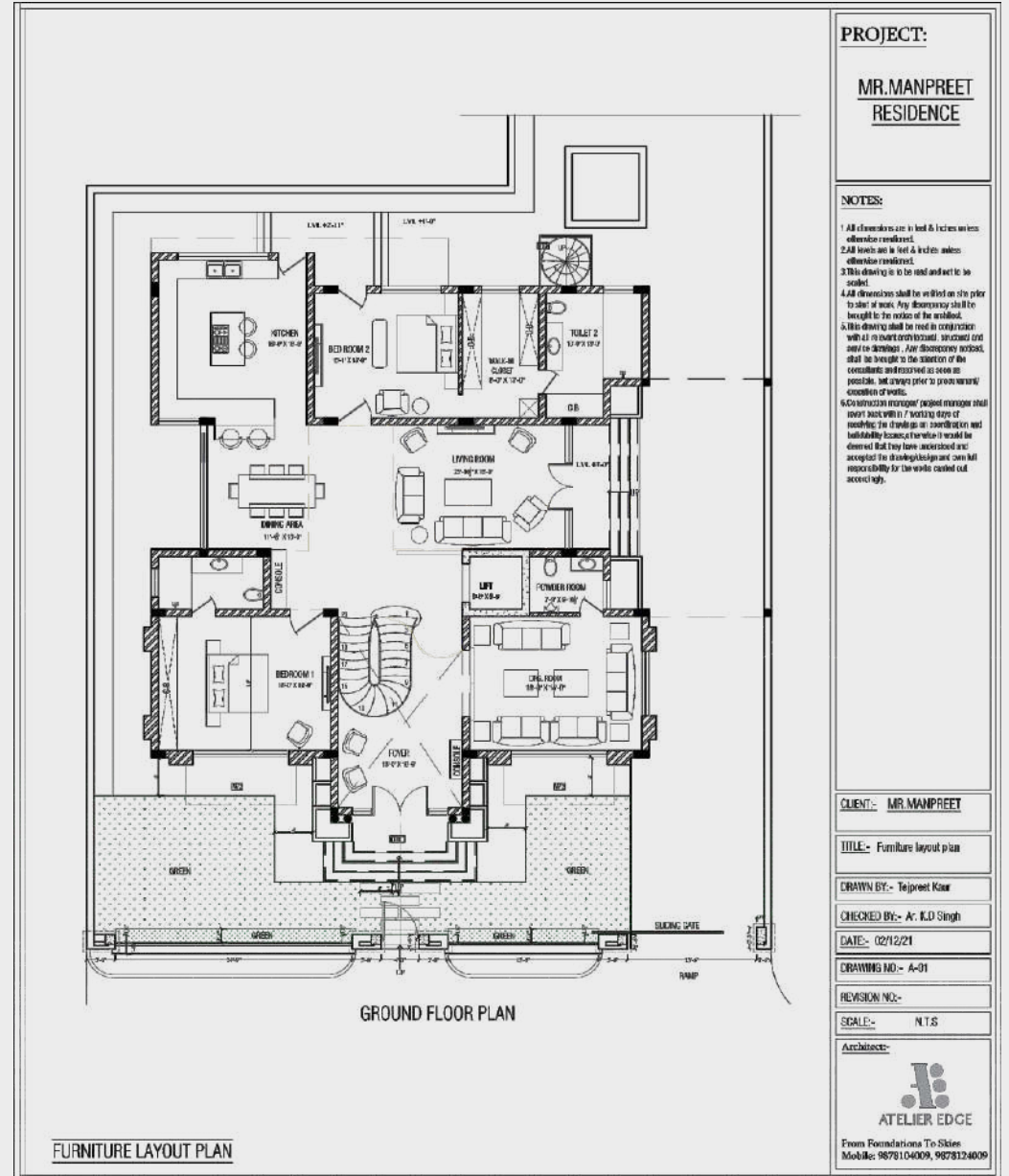

REVISION NO:-

SCALE:- **N.T.S**

Architect:-



From Foundations To Skies
Mobile: 9878104000, 9878124009



LUTHRA RESIDENCE

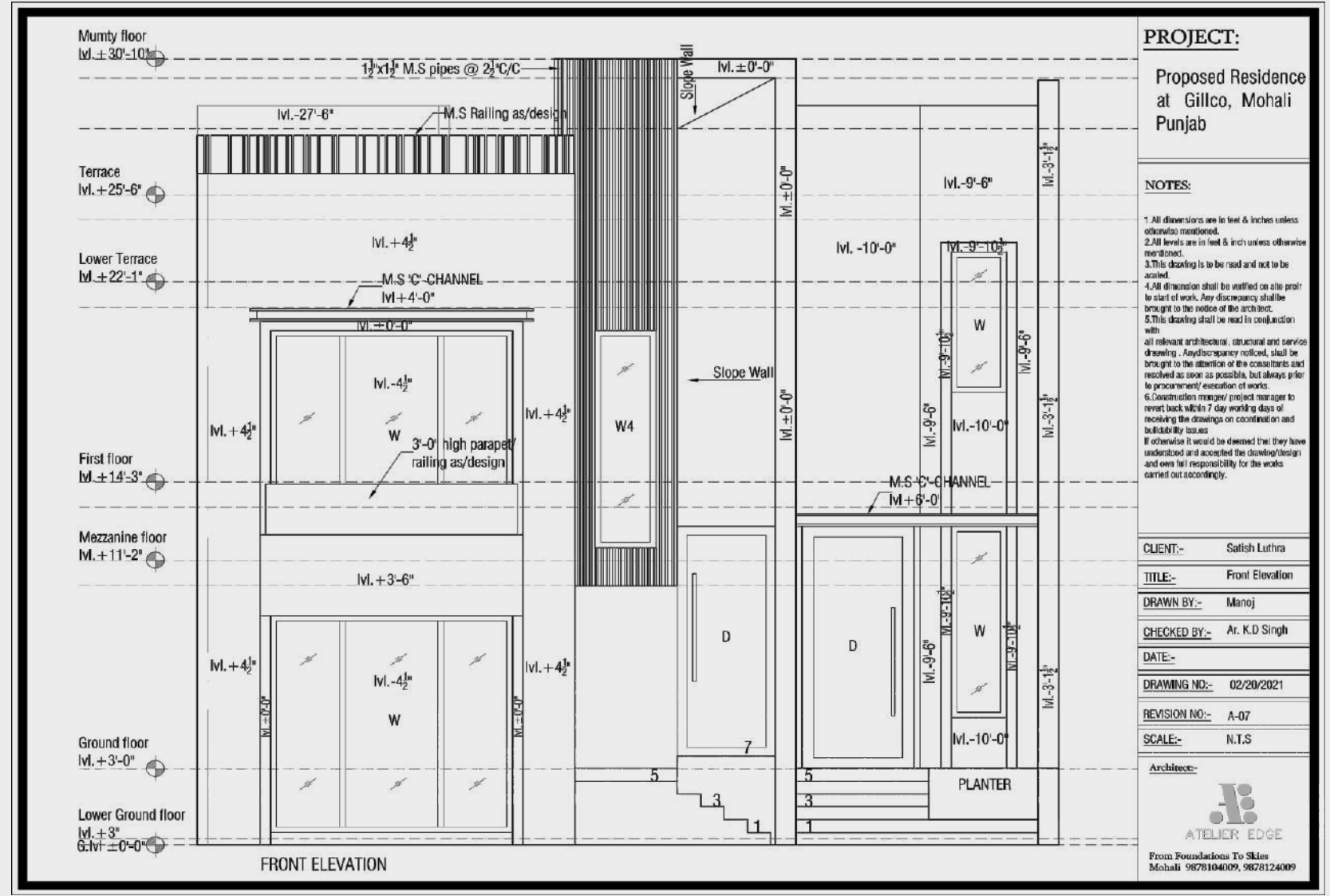
CATEGORY - RESIDENTIAL

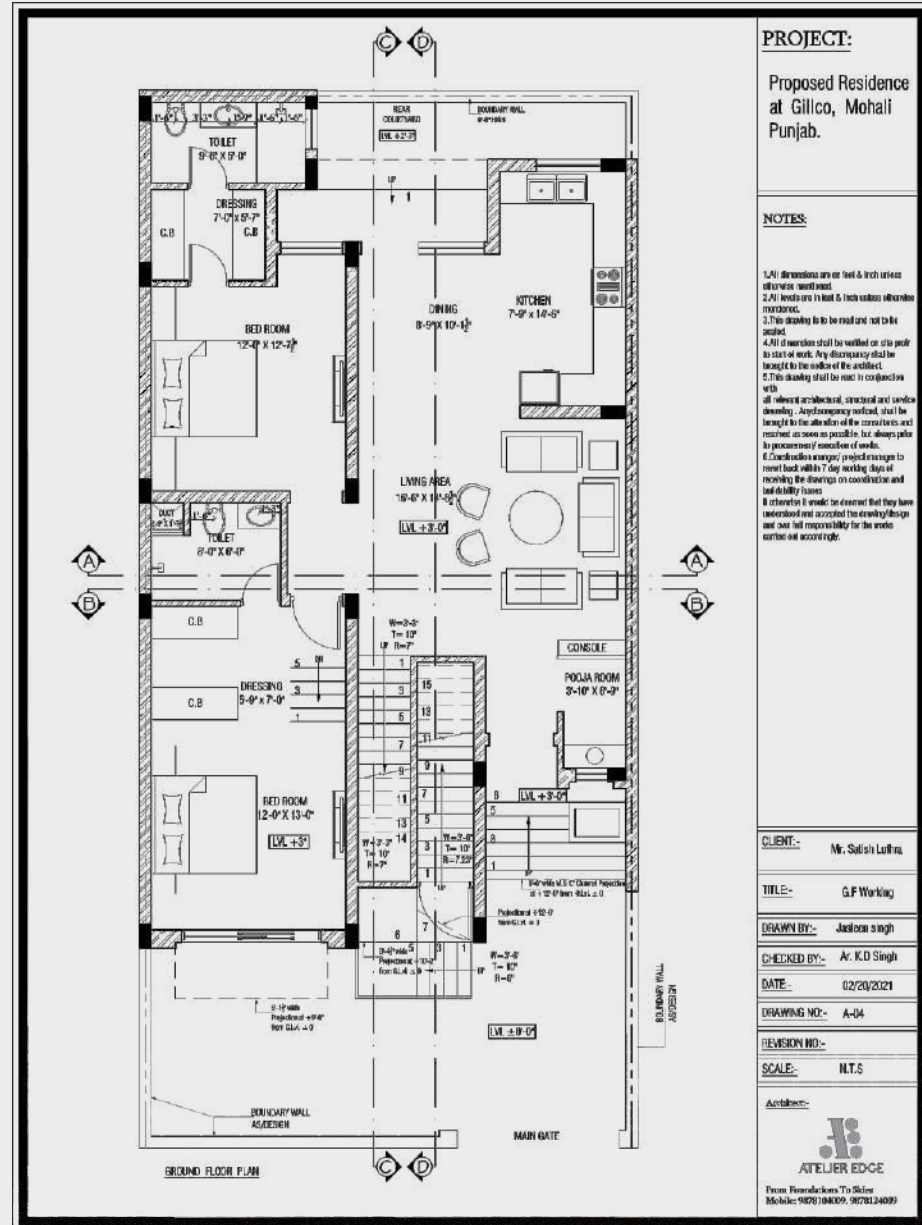
ADDRESS - SECTOR 127, GILLCO VALLEY, MOHALI,
PUNJAB

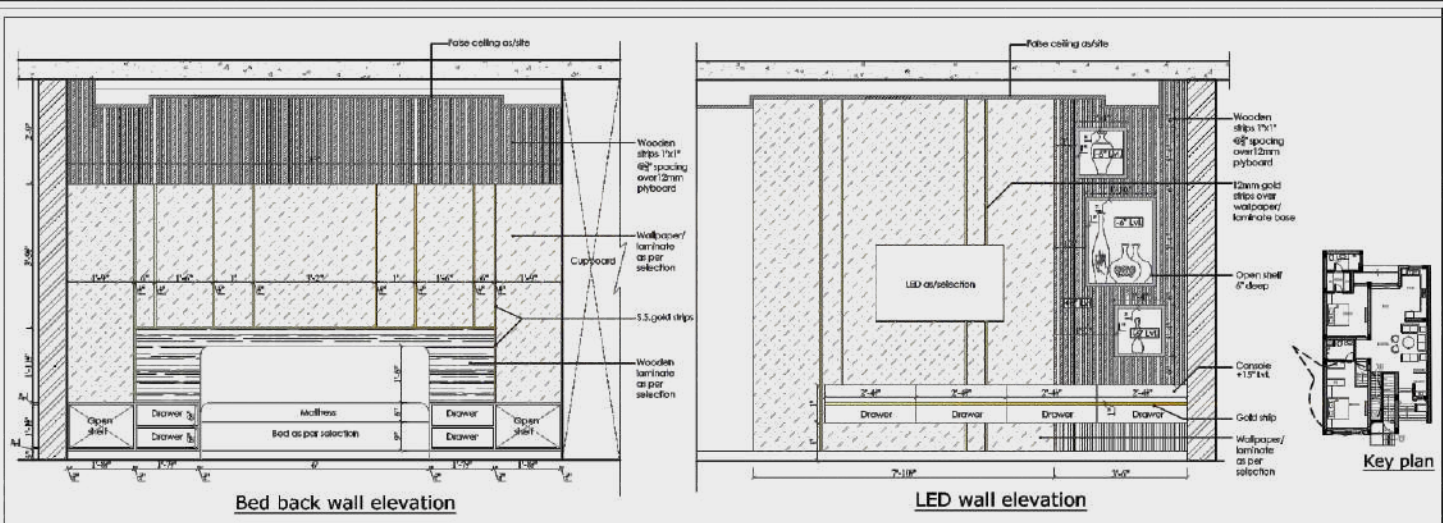


3ddepiction.com



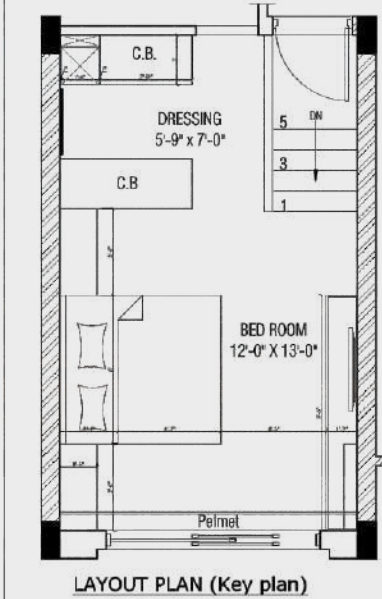






PROJECT:
 Proposed Residence
 at Gilco, Mohali
 Punjab.

- NOTES:**
1. All dimensions are in feet & inches unless otherwise mentioned.
 2. All levels are in feet & inches unless otherwise mentioned.
 3. This drawing is to be read and not to be scaled.
 4. All dimensions shall be verified on site prior to start of work. Any discrepancy shall be brought to the notice of the architect.
 5. This drawing shall be read in conjunction with all relevant architectural, structural and service drawings. Any discrepancy noticed, shall be brought to the attention of the consultants and resolved as soon as possible, but always prior to procurement/execution of work.
 6. Construction manager/ project manager shall revert back within 7 working days of receiving the drawings on coordination and buildability issues, otherwise it would be deemed that they have understood and accepted the drawing/design and own full responsibility for the work carried out accordingly.



Reference image for bed back



Reference image for LED wall

CLIENT:- Mr. Satish Luthra

TITLE:- BEDROOM- wall elevations
(Ground floor plan)

DRAWN BY:- Tejpreet Kaur

CHECKED BY:- Ar. K.D Singh

DATE:- 23/02/2022

DRAWING NO:- A-03

REVISION NO:-

SCALE:- N.T.S

Architect:-

ATELIER EDGE

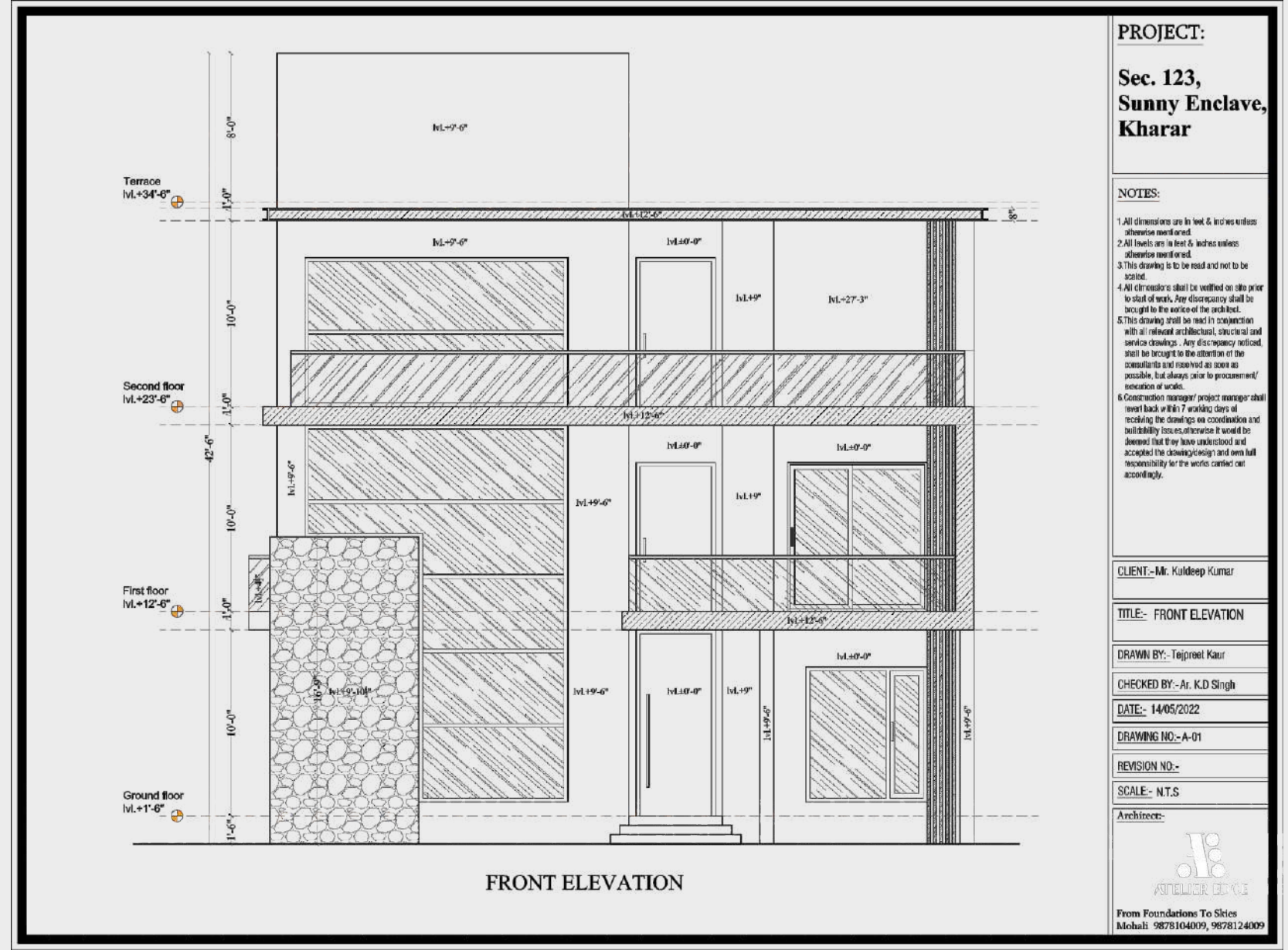
From Foundations To Skies
 Mobile: 9878104009, 9878124009

KULDEEP RESIDENCE

CATEGORY - RESIDENTIAL

ADDRESS - SECTOR 123, SAHIBZADA AJIT SINGH NAGAR,
PUNJAB





PROJECT:
Sec. 123,
Sunny Enclave,
Kharar

- NOTES:**
1. All dimensions are in feet & inches unless otherwise mentioned.
 2. All levels are in feet & inches unless otherwise mentioned.
 3. This drawing is to be read and not to be scaled.
 4. All dimensions shall be verified on site prior to start of work. Any discrepancy shall be brought to the notice of the architect.
 5. This drawing shall be read in conjunction with all relevant architectural, structural and service drawings. Any discrepancy noticed, shall be brought to the attention of the consultant and resolved as soon as possible, but always prior to procurement/execution of works.
 6. Construction manager/project manager shall revert back within 7 working days of receiving the drawings on coordination and buildability issues, otherwise it would be deemed that they have understood and accepted the drawing/design and own full responsibility for the works carried out accordingly.

CLIENT:- Mr. Kuldeep Kumar

TITLE:- FRONT ELEVATION

DRAWN BY:- Tejpreet Kaur

CHECKED BY:- Ar. K.D Singh

DATE:- 14/05/2022

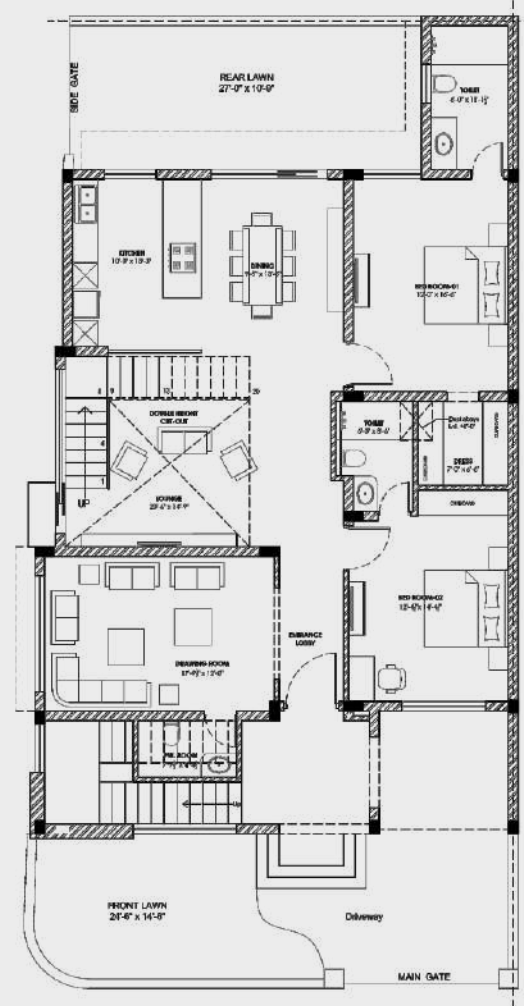
DRAWING NO.:- A-01

REVISION NO.:-

SCALE:- N.T.S

Architect:-

ATELIER DDC
 From Foundations To Skies
 Mohali: 9878104009, 9878124009



GROUND FLOOR PLAN

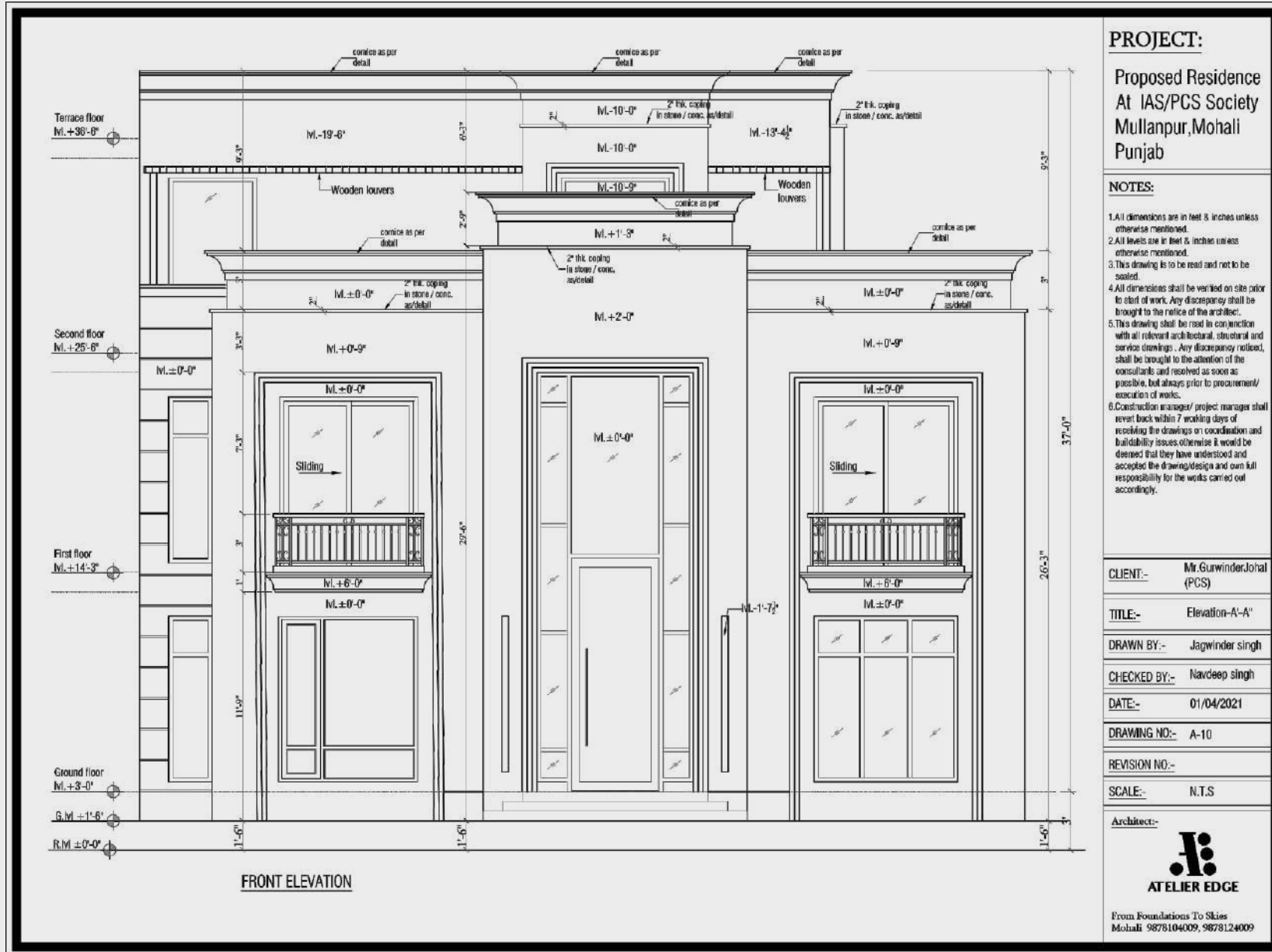
PROJECT: Sec. 123, Sunny Enclave, Kharar	NOTES: 1. All dimensions are in feet & inches unless otherwise mentioned. 2. All works are to be done in accordance with the approved drawings. 3. This drawing is to be used for construction only. 4. All dimensions are to be taken from the center line of walls, unless otherwise specified. 5. The contractor shall be responsible for all measurements, checks and corrections. Any discrepancy between the drawings and the actual work shall be the responsibility of the contractor. 6. The contractor shall be responsible for all measurements, checks and corrections. Any discrepancy between the drawings and the actual work shall be the responsibility of the contractor. 7. The contractor shall be responsible for all measurements, checks and corrections. Any discrepancy between the drawings and the actual work shall be the responsibility of the contractor. 8. The contractor shall be responsible for all measurements, checks and corrections. Any discrepancy between the drawings and the actual work shall be the responsibility of the contractor.	CLIENT: M/S. Kishor Kumar DATE: 20/09/2022 ARCHITECT:	
	TITLE: FURNITURE LAYOUT PLAN - GROUND FLOOR DRAWN BY: Divyanshu Kishor CHECKED BY: A.K.J. SINGH	DRAWING NO.: A-01 VERSION NO.: SCALE: N.E.S.	ATELIER EDGE PLOT NO. 123, SUNNY ENCLAVE, KHARAR, MOH. DIST.

GURWINDER JOHAL RESIDENCE

CATEGORY - RESIDENTIAL

ADDRESS - IAS PCS OFFICER SOCIETY, NEW CHANDIGARH
PUNJAB





PROJECT:

Proposed Residence
At IAS/PCS Society
Mullanpur, Mohali
Punjab

NOTES:

1. All dimensions are in feet & inches unless otherwise mentioned.
2. All levels are in feet & inches unless otherwise mentioned.
3. This drawing is to be read and not to be scaled.
4. All dimensions shall be verified on site prior to start of work. Any discrepancy shall be brought to the notice of the architect.
5. This drawing shall be read in conjunction with all relevant architectural, structural and service drawings. Any discrepancy noticed, shall be brought to the attention of the consultants and resolved as soon as possible, but always prior to procurement/execution of works.
6. Construction manager/project manager shall revert back within 7 working days of receiving the drawings on coordination and buildability issues otherwise it would be deemed that they have understood and accepted the drawing/design and own full responsibility for the works carried out accordingly.

CLIENT:- Mr. Gurwinder Johal (PCS)

TITLE:- Elevation-A'-A''

DRAWN BY:- Jagwinder singh

CHECKED BY:- Navdeep singh

DATE:- 01/04/2021

DRAWING NO:- A-10

REVISION NO:-

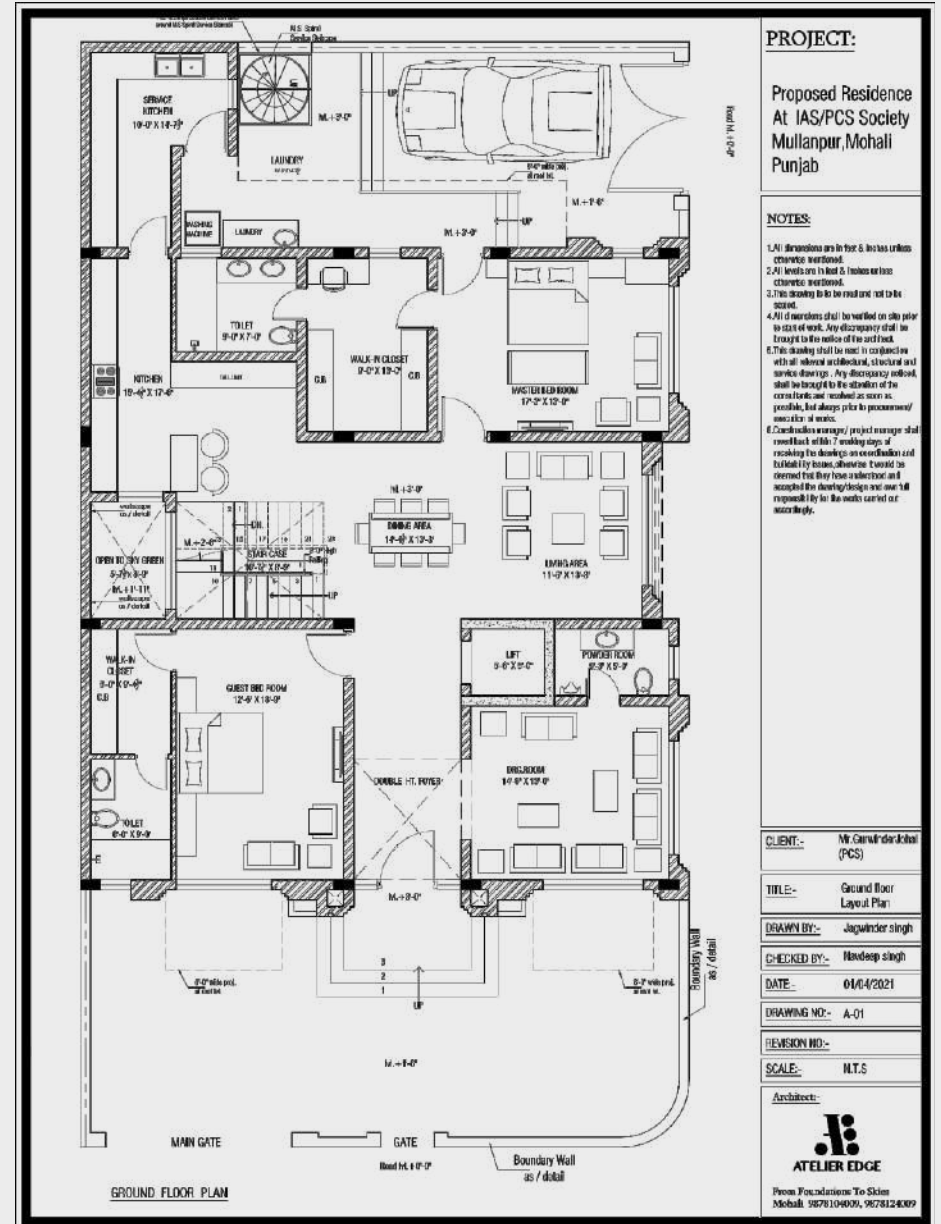
SCALE:- N.T.S

Architect:-



ATELIER EDGE

From Foundations To Skies
Mohali: 9878104009, 9878124009

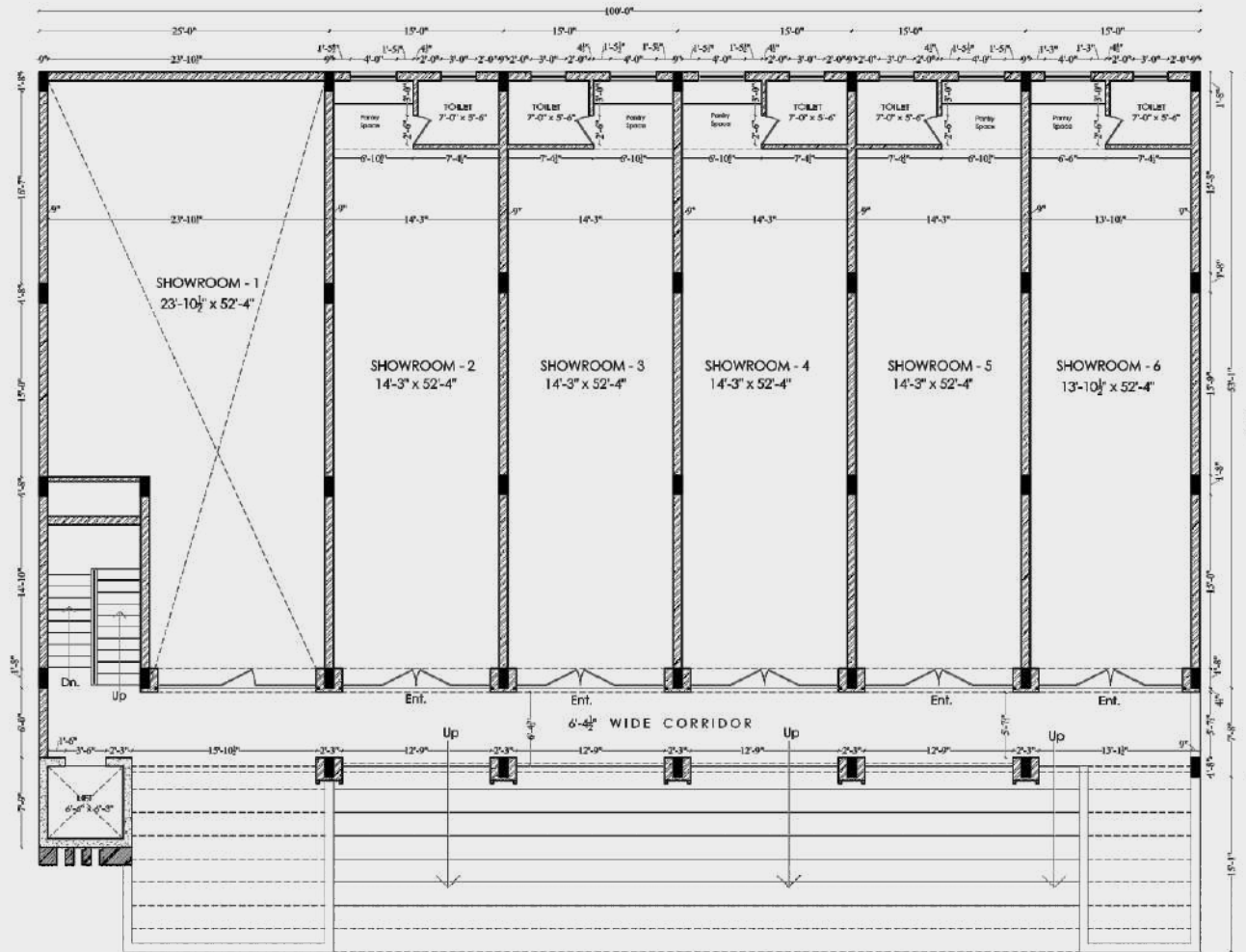


ACME COMPLEX

CATEGORY - COMMERCIAL

ADDRESS - NH 205, CHANDIGARH KURALI HIGHWAY,
PUNJAB





LOWER GROUND FLOOR PLAN

PROJECT:

**PROPOSED
SHOWROOMS FOR
ACME**

NOTES:

1. All dimensions are in feet & inches unless otherwise mentioned.
2. All levels are in feet & inches unless otherwise mentioned.
3. This drawing is to be read and not to be scaled.
4. All dimensions shall be verified on site prior to start of work. Any discrepancy shall be brought to the notice of the architect.
5. This drawing shall be read in conjunction with all relevant architectural, structural and service drawings. Any discrepancy noticed, shall be brought to the attention of the consultants and resolved as soon as possible, but always prior to procurement/specification of works.
6. Construction manager/project manager shall revert back within 7 working days of receiving the drawings on coordination and buildability issues otherwise it would be deemed that they have understood and accepted the drawing/design and own full responsibility for the works carried out accordingly.

CLIENT:- Mr. AJAY AHUJA

TITLE:- LOWER GROUND
FLOOR PLAN

DRAWN BY:- Manoj

CHECKED BY:- Ar. K.D Singh

DATE:- 01/09/2022

DRAWING NO:- A-2

REVISION NO:-

SCALE:- N.T.S

Architect:-



From Foundations To Skies
Mobali 9878104009, 9878124009

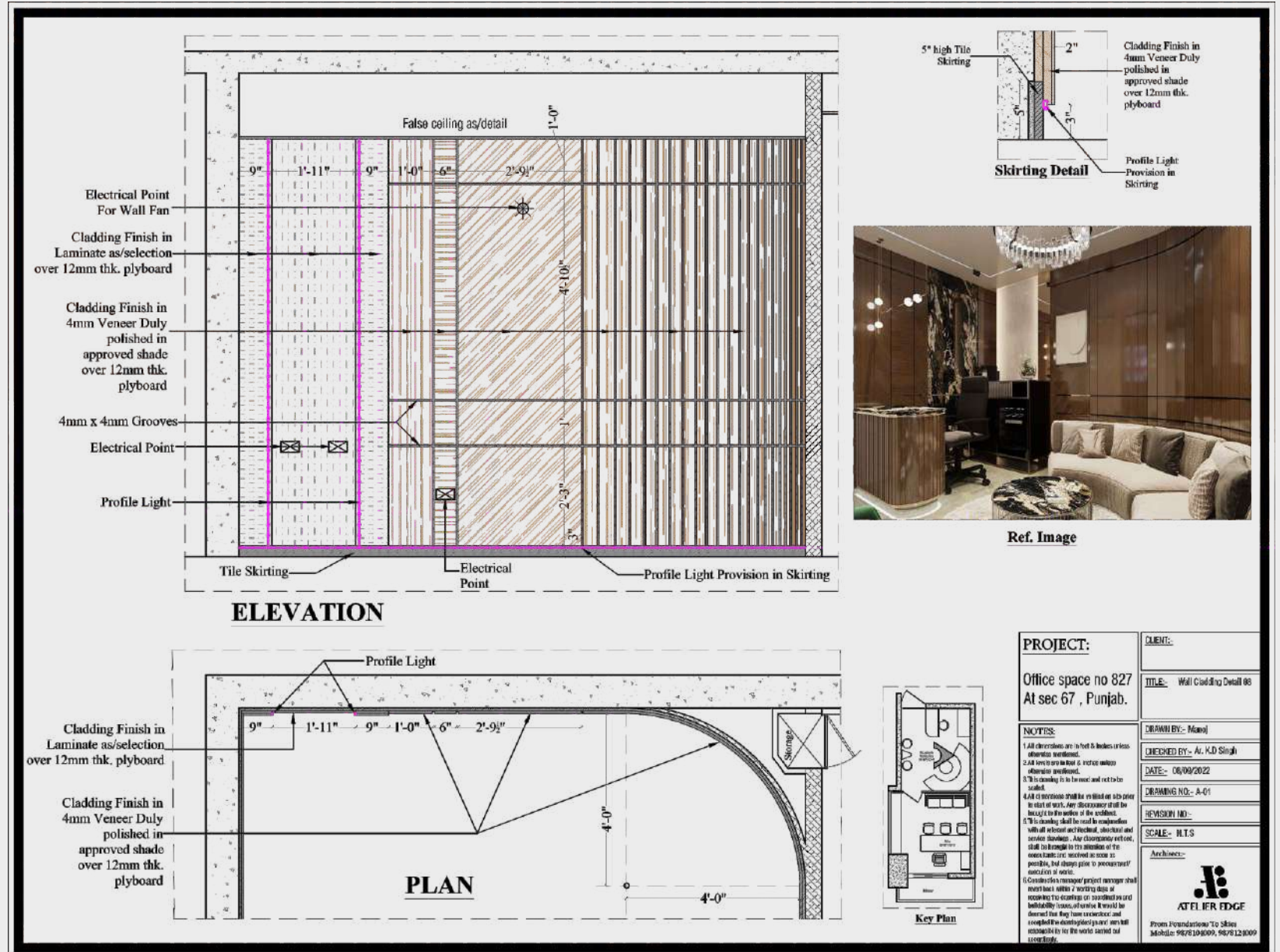
CP-67 OFFICE SPACE

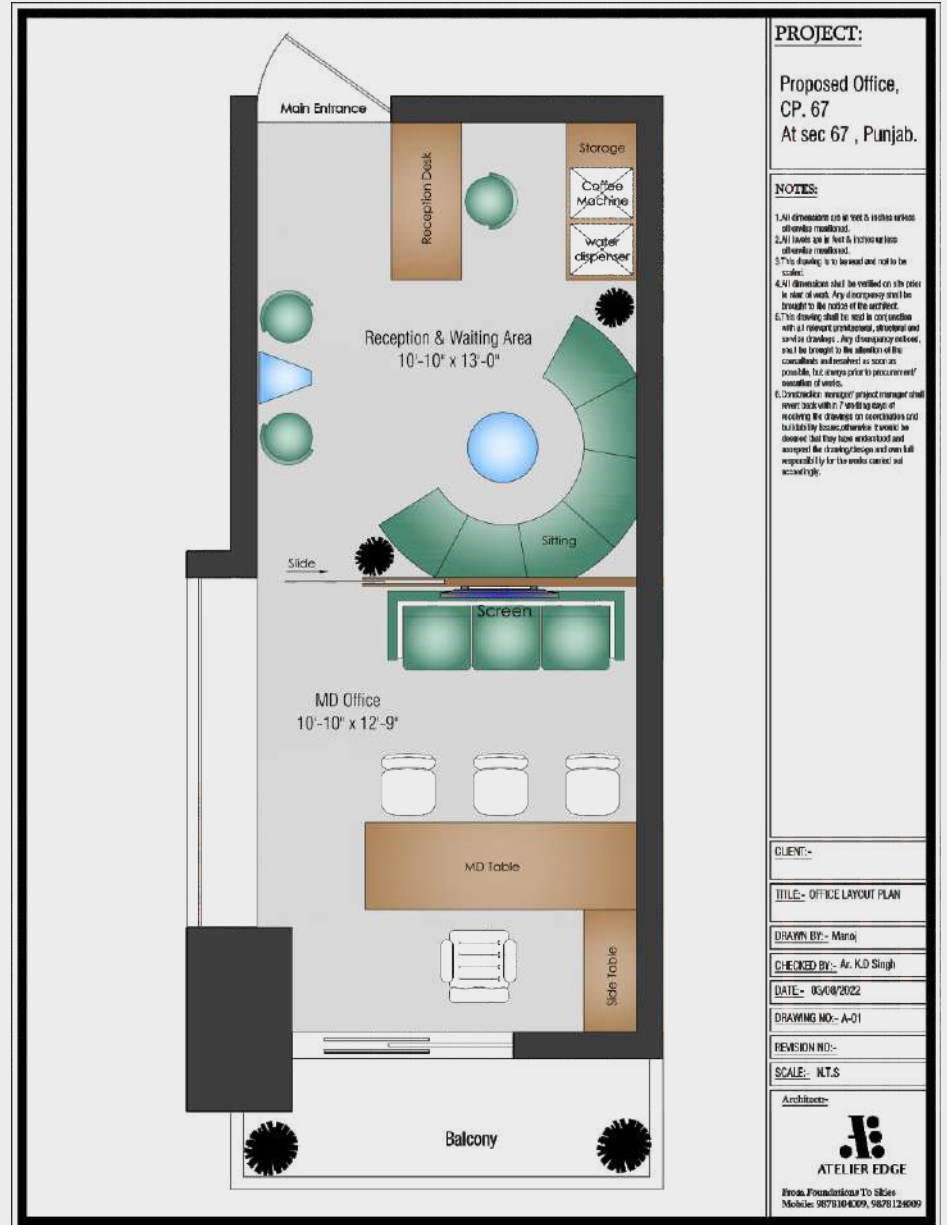
CATEGORY - COMMERCIAL

ADDRESS - AIRPORT ROAD, SECTOR 67,
SAHIBZADA AJIT SINGH NAGAR, PUNJAB



PERCEPTION
www.addperception.com





THANK YOU