

# HPLC Analysis of Organic Acids in Food (Ion Exchange Mode)

The organic acids found in foods are an important constituent for taste, such as sourness and umami. Recently, organic acids have become of interest in areas such as promoting digestion and antibacterial efficacy. Organic acids are also added to some foodstuffs. For these reasons, the analysis of organic acids in foodstuffs is useful for quality control, research and development and quantifying the amount of added organic acids.

## Advantages of the post-column method

Analyses of organic acids can be made using one of three methods: direct measurement with absorbance detection at UV 210 nm, conductivity, and pH-indicator. Direct measurement using UV 210 nm is not recommended because the target organic acids may be obscured by contaminants, nor is it selective.

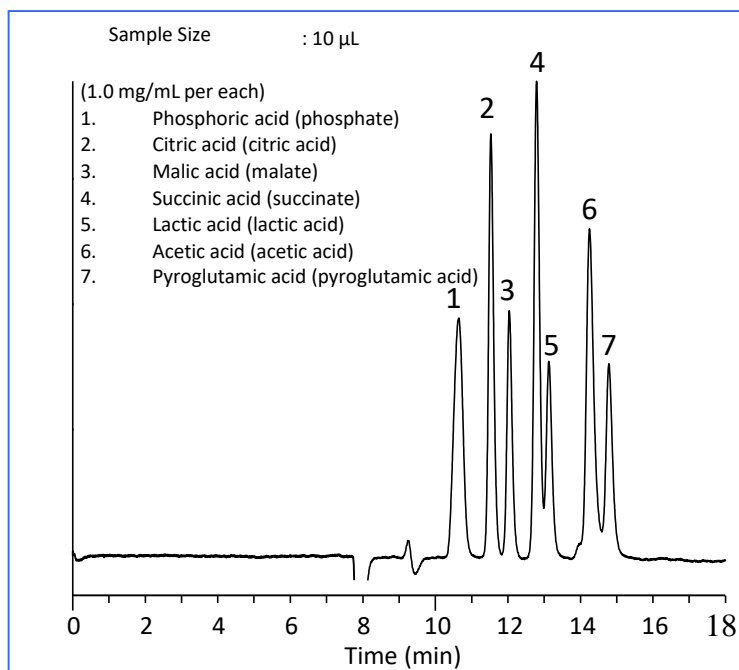
The pH indicator method using BTB (bromothymol blue) is preferable as it allows selective analysis. This is because the post-column treatment method detects the absorption of compounds at visible wavelengths.

The system described in this application note enables high-precision quantitative analysis with low interference from peaks due to contaminants with simple pretreatment.

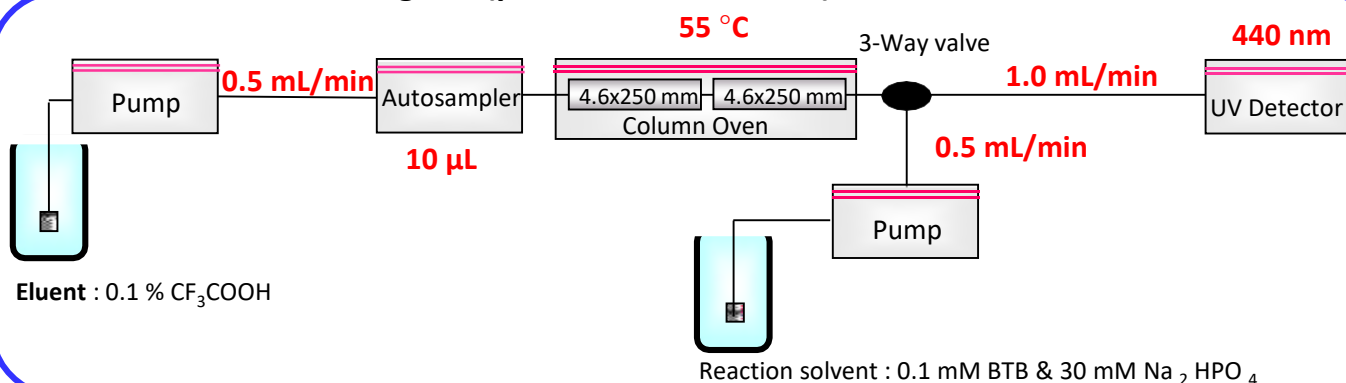
### Measurement conditions

#### Conditions

Column	: Inertsil CX (5 $\mu$ m 250 x 4.6 mm I.D.) x 2
Eluent	: 0.1% CF <sub>3</sub> COOH
Reaction solution	: 0.1 mM BTB + 30 mM Na <sub>2</sub> HPO <sub>4</sub>
Flow rate	: 1.0 mL/min
Column Temp.	: 55 °C
Detector	: VIS 440 nm



### BTB method flow diagram (post-column method)



## Advantages for the analysis of organic acids

### ▪ Low cost

Typically, columns for organic acid analysis are expensive with typical sizes of 8.0 x 300 mm.

In this assay, two smaller columns - Inertsil CX 4.6 x 250 mm are used.

Using these columns samples may be analyzed at low cost following the procedure described in this application note..

### ▪ Rapid analysis

The reduction in column size shortens the assay time by approx.16 minutes, allowing a large number of samples to be processed per day.

### ▪ High resolution

Inertsil CX is a cation-exchange column in which benzene sulfone groups are chemically bonded to maternal silica gel. Therefore, compared to polymer-based columns, a higher number of theoretical plates can be achieved. Organic acids can be quantified with concentrations up to 0.1 µg/µL.

### ▪ Low pressure

When a 4.6 mm internal diameter column is used with a total of 500 mm length, the column is durable because of the low operating pressure (approx. 6 MPa ( 60 bar)), even at a flow rates of 0.5 mL/min.

## Analytical Column

### Inertsil CX

Base Material	: High purity spherical silica gel
Particle Size	: 5 µm
Surface Area	: 450 m <sup>2</sup> /g
Purity	: 99.999 %
Pore Size	: 100 Å
Pore Volume	: 1.05 mL/g
Functional Group	: Benzene sulfone
End-capping	: None
Carbon Loading	: 14 % (ion-exchange capacity: 0.5 meqv g <sup>-1</sup> )

### Functional Group



Internal diameter (mm)	Length (mm)	Cat.No.
4.6	250	5020-07146

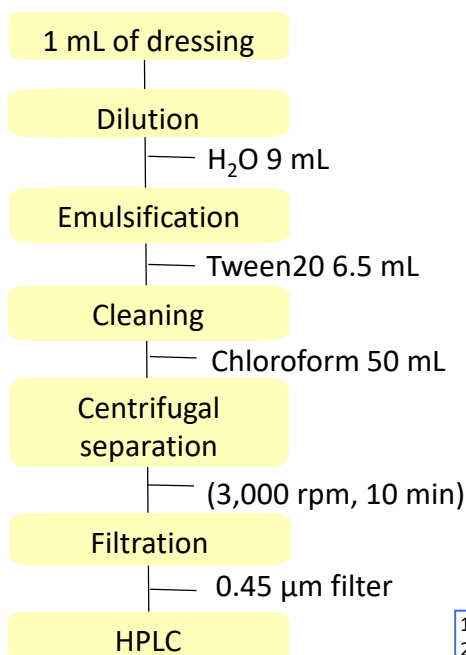
# Organic Acids in Food Dressings

## • Food Dressing pretreatment

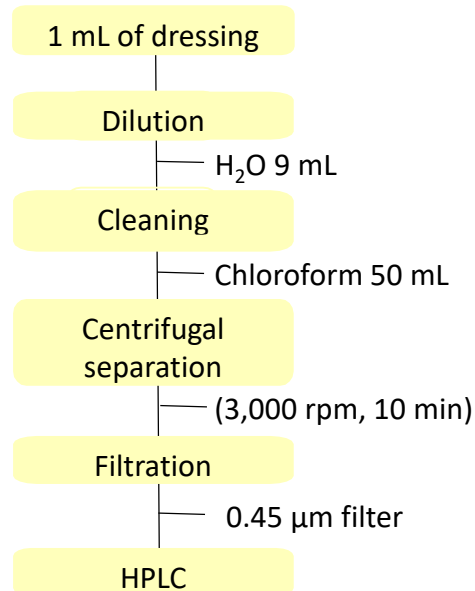
Dressings typically contain xanthan gum as a thickener. This xanthan gum affects the peak shape and must be removed using chloroform, if the peaks continue to tail, further treatment with chloroform will be required.

Because oils also affect the assay, the oil in any oil-type dressings must be removed by emulsification with a surfactant (Tween 20). Non-oil dressings can be analyzed with chloroform treatment alone.

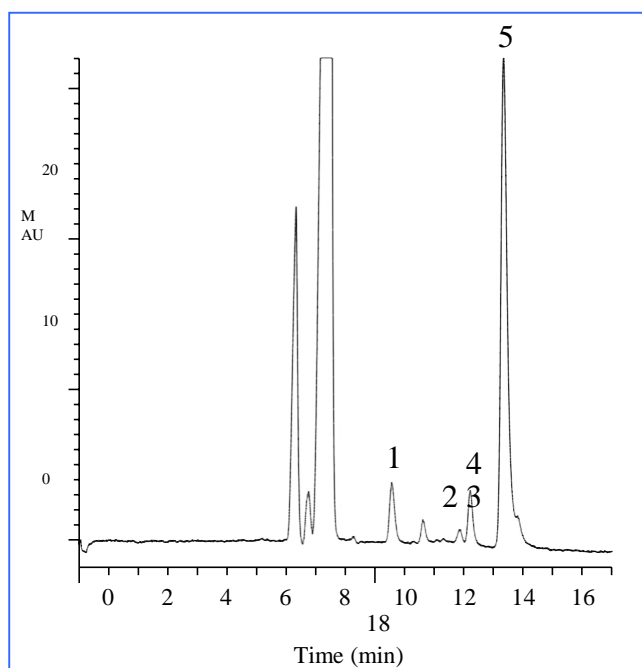
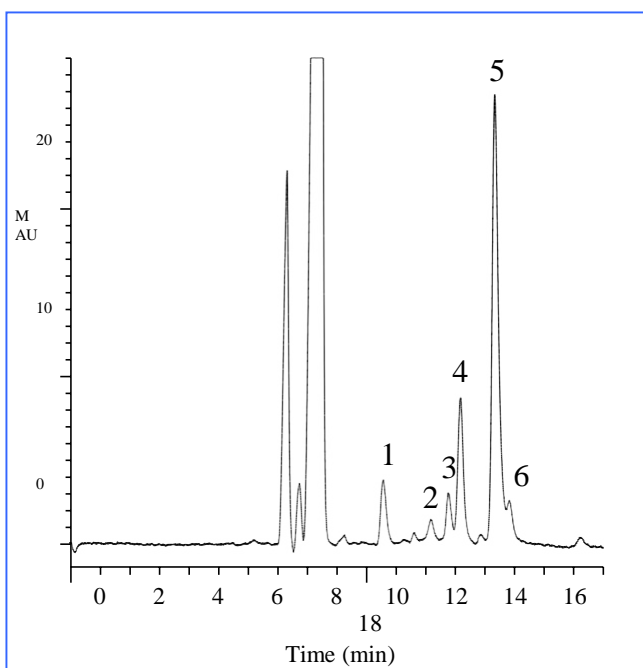
### Food Dressing Pretreatment Method



### Non-oil Food Dressing Pretreatment Method

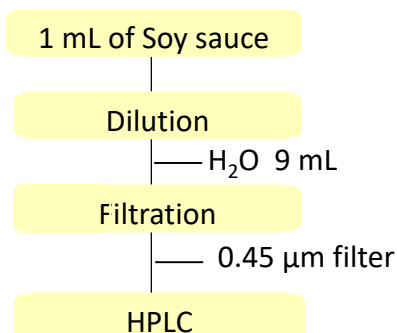


1. Phosphoric acid (phosphate)
2. Malic acid (malate)
3. Succinic acid (succinate)
4. Lactic acid (lactic acid)
5. Acetic acid (acetic acid)
6. Pyroglutamic acid (pyroglutamic acid)

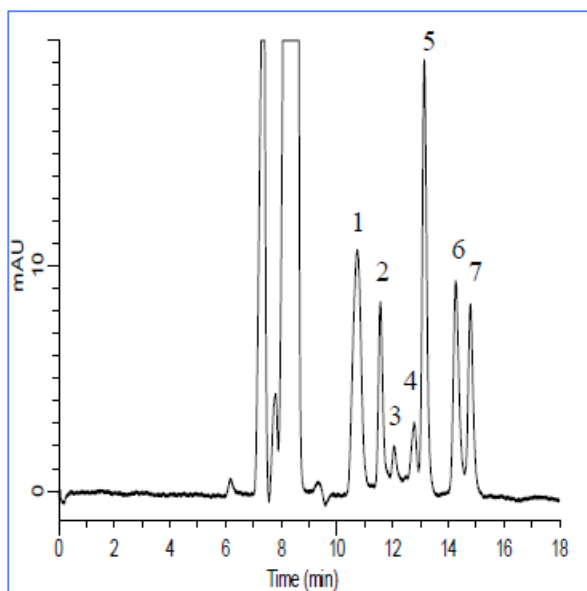


## Organic acids in soy sauce

### Pretreatment method

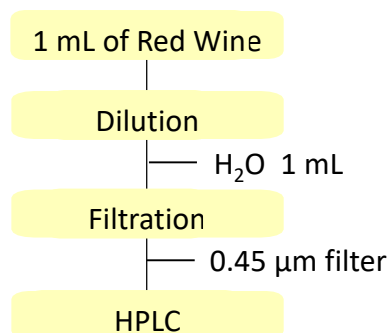


1. Phosphoric acid (phosphate)
2. Citric acid (citric acid)
3. Malic acid (malate)
4. Succinic acid (succinate)
5. Lactic acid (lactic acid)
6. Acetic acid (acetic acid)
7. Pyroglutamic acid (pyroglutamic acid)

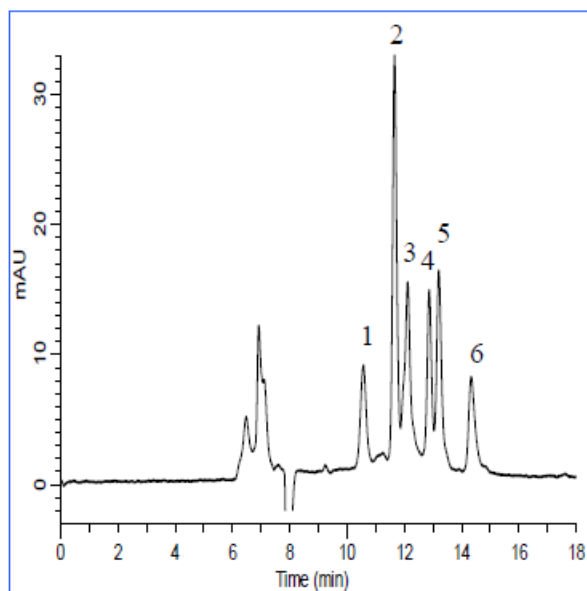


## Organic acids in red wine

### Pretreatment method



1. Phosphoric acid (phosphate)
2. Citric acid (citric acid)
3. Malic acid (malate)
4. Succinic acid (succinate)
5. Lactic acid (lactic acid)
6. Acetic acid (acetic acid)



GL Sciences disclaims any and all responsibility for any injury or damage which may be caused by this data directly or indirectly. We reserve the right to amend this information or data at any time and without any prior announcement.

### GL Sciences, Inc. Japan

22-1 Nishishinjuku 6-Chome  
Shinjuku-ku, Tokyo,  
163-1130, Japan  
Phone: +81-3-5323-6620  
Fax: +81-3-5323-6621  
Email: [world@glsc.co.jp](mailto:world@glsc.co.jp)  
Web: [www.glsciences.com](http://www.glsciences.com)

### GL Sciences B.V.

De Sleutel 9  
5652 AS Eindhoven  
The Netherlands  
Phone: +31 (0)40 254 95 31  
Email: [info@glsciences.eu](mailto:info@glsciences.eu)  
Web: [www.glsciences.eu](http://www.glsciences.eu)

### GL Sciences (ShangHai) Ltd.

Tower B, Room 2003,  
Far East International Plaza,  
NO.317 Xianxia Road,  
Changning District.  
Shanghai, China P.C. 200032  
Phone: +86 (0)21-6278-2272  
Email: [contact@glsciences.com.cn](mailto:contact@glsciences.com.cn)  
Web: [www.glsciences.com.cn](http://www.glsciences.com.cn)

### GL Sciences, Inc. USA

4733 Torrance Blvd. Suite 255  
Torrance, CA 90503  
Phone: 310-265-4424  
Fax: 310-265-4425  
Email: [info@glsciencesinc.com](mailto:info@glsciencesinc.com)  
Web: [www.glsciencesinc.com](http://www.glsciencesinc.com)

### International Distributors

Visit our Website at [www.glsciences.com/distributors](http://www.glsciences.com/distributors)