

2025/26




OVERTURE CENTER FOR THE ARTS

ONSTAGE STUDENT FIELD TRIP RESOURCE GUIDE



Doodle POP

overture.org/onstage



Overture
CENTER FOR THE ARTS

ABOUT OVERTURE CENTER FOR THE ARTS

Overture Center for the Arts fills a city block in downtown Madison with world-class venues for the performing and visual arts. Made possible by an extraordinary gift from Madison businessman W. Jerome Frautschi, the center presents the highest quality arts and entertainment programming in a wide variety of disciplines for diverse audiences. Offerings include performances by acclaimed classical, jazz, pop, and folk performers; touring Broadway musicals; quality children's entertainment; and world-class ballet, modern and jazz dance. Overture Center's extensive outreach and educational programs serve thousands of Madison-area residents annually, including youth, older adults, people with limited financial resources and people with disabilities. The center is also home to ten independent resident organizations.

RESIDENT ORGANIZATIONS

Bach Dancing and Dynamite Society
Children's Theater of Madison
Forward Theater Company
Karopy Dance Company
Li Chiao Ping Dance Company
Madison Ballet
Madison Opera
Madison Symphony Orchestra
Wisconsin Academy's James Watson Gallery
Wisconsin Chamber Orchestra

Internationally renowned architect Cesar Pelli designed the center to provide the best possible environment for artists and audiences, as well as to complement Madison's urban environment. Performance spaces range from the spectacular 2,250-seat Overture Hall to the casual and intimate Rattle and Stage. The renovated Capitol Theater seats approximately 1,110, and The Playhouse seats 350. In addition, three multi-purpose spaces provide flexible performance, meeting and rehearsal facilities. Overture Center also features several art exhibit spaces. Overture Galleries I, II and III display works by Dane County artists. The Playhouse Gallery features regional artists with an emphasis on collaborations with local organizations. The Wisconsin Academy of Sciences, Arts and Letters' Watsons Gallery displays works by Wisconsin artists, and the Madison Museum of Contemporary Art offers works by national and international artists.

Dear Teachers,

In this resource guide you will find valuable information that will help you apply your academic goals to your students’ performance experience. We have included suggestions for activities which can help you prepare students to see this performance, ideas for follow-up activities, and additional resources you can access on the web. Along with these activities and resources, we’ve also included the applicable Wisconsin Academic Standards in order to help you align the experience with your curriculum requirements.

This Educator’s Resource Guide for this OnStage presentation of **Doodle POP** is designed to:

- Extend the scholastic impact of the performance by providing discussion ideas, activities and further reading which promote learning across the curriculum;
- Promote arts literacy by expanding students’ knowledge of music, science, storytelling and theatre;
- Illustrate that the arts are a legacy reflecting the values, custom, beliefs, expressions and reflections of a culture;
- Use the arts to teach about the cultures of other people and to celebrate students’ own heritage through self-reflection;
- Maximize students’ enjoyment and appreciation of the performance.

We hope this performance and the suggestions in this resource guide will provide you and your students opportunities to apply art learning in your curricula, expanding it in new and enriching ways.

Enjoy the Show!

We Want Your Feedback!

OnStage performances can be evaluated online! Evaluations are vital to the future and funding of this program. Your feedback educates us about the ways the program is utilized and we often implement your suggestions.

Follow this link: <https://form.jotform.com/252614119409152>

and fill out an evaluation. We look forward to hearing from you.

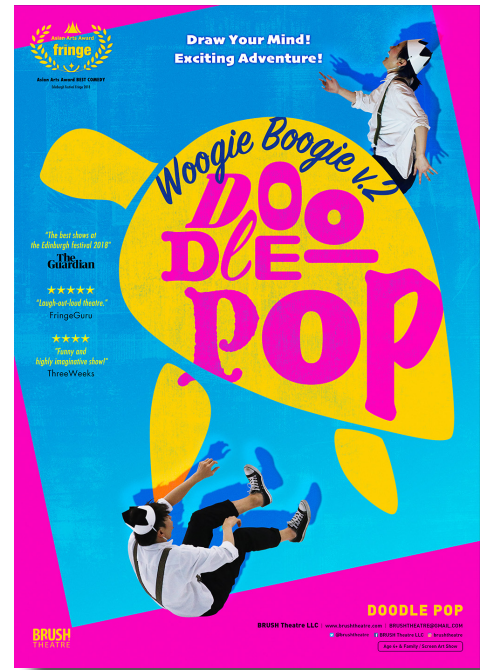


Table of Contents

About **Doodle POP** 4

About Brush Theatre 5

What is Physical Theater? 6

What is Immersive Theater? 7

What is Interactive Theater? 8

Post Performance Discussion Questions 9

Arts Education Activities from the Let’s
Doodle POP Workbook 10-17

Be Your Own Critic 18

Resources 19

Academic Standards 20

About Live Performance 21

Education Categories

- Language Arts
- Social Emotional
- Social Studies
- Arts



Photo courtesy of Brush Theatre

About **Doodle POP**

Doodle POP is a multi-media, multi-technology tour de force, chock full of live music, sound effects, interactive whiteboards, and interactive animation, all knitted together by live performers, physical theater, and non-verbal comedy.

The show starts simply enough, sort of, with a mischievous pair named Oogie and Woogie drawing doodles.

Their doodles turn into a complex watery world the pair journeys through as they strive to safely return a tiny little turtle to its home in the sea.

Doodle POP's creators describe the production as a multimedia drawing show and explain that

they use hand drawing and projection to make doodling come alive.

The whole adventure, including all the mysterious creatures the mischievous duo encounter, are presented on a big, white board.

This touring production uses four performers and four technicians to bring the multi-faceted magic of **Doodle POP** to life on stage.

The performance is 50 minutes long without an intermission.

About Brush Theatre

“Inspiring young people to live their lives with art” is the stated goal of Brush Theatre, a theatrical performing arts company based in Seoul, South Korea.

Founded in 2015, the company has performed in 22 countries all over the world, from Korea to South Africa, to Iran, to India, to Scotland, Canada, and right here in Madison, Wisconsin.

Doodle POP features what the company calls “immersive theater.”

This version of immersive theater combines four types of distinctive technologies with live performance to make audiences feel as if they are really in the magical, whimsical, and creative environments the company presents on stage.

Brush Theatre uses:

- Drawing mapping
- Automation mapping
- Surround mapping
- Immersive sound



Photo courtesy of Brush Theatre

You'll see live sound effects and musical performance in **Doodle POP**, and the show also uses sounds and music recorded using a special technique called binaural sound that strives to create a three-dimensional audio experience.

Binaural sound recordings are based on the fact that, in real life, sounds reach our right and left ears at slightly different times and angles.

This recording technique copies the way people hear in the real world by using two microphones that are typically placed where a person's right and left ears would be. This creates a sense of spatial realism for listeners.

People often listen to binaural sound recordings through headphones and they are commonly used to create virtual reality environments.

But not only do binaural beats add a dynamic element to performances and video, they may have health benefits as well. R

Research indicates they may help support healthy sleep, focus, concentration, relaxation, creativity, learning, and more.



Photo courtesy of Brush Theatre

What is Physical Theater?

As high tech as **Doodle POP** is, it also features high-energy physical theater that strengthens the connection between the humans on stage and off.

Physical theater is a type of performance that uses movement as the main way to tell a story and convey emotion.

Basically, it is all about speaking with the body, not with words.

As such, it creates a universal language of sorts. This is part of what makes it possible for Brush Theater to perform all over the world, since their performances are not limited by language barriers.

Physical theater uses gestures, physical expressions, movement, and precise timing to move the plot, show what the characters are feeling, and draw audiences into the performance.

This form emphasizes the physicality of the performers. Training to be a physical theater is a little like training to be a dancer, and there is a great deal of overlap between the disciplines.

What is Immersive Theater?

Immersive theater creates a physical performance environment that is quite different from a traditional stage setting.

Instead of a flat stage with a curtain at one end of a hall, in an immersive theater piece, the audience might be guided through different rooms, the performers might move through the audience and address audience members, the walls and set pieces might shift, and more.

Immersive theater pieces strive to stimulate as many senses as possible, going beyond sight and sound to include touch and sometimes taste and smell.

Visual elements are often extremely important in immersive theater. Because of this, sometimes these performances can seem like very active art installations.

Although immersive theater pieces may seem like very contemporary developments, many of the techniques and practices used in this type of work, such as site-specific performances, date back to the Middle Ages.

Photo courtesy of Brush Theatre






Photo courtesy of Brush Theatre

What is Interactive Theater?

In traditional theater, audiences come into the theater, sit down, and listen. They react, of course, and may laugh, clap, gasp, or even jump in their seats a little bit, but they are mainly supposed to sit still and not say or do anything more than watch.

The people in the performance live in one world, the world of the play. The people in the audience live in another world, the real world, and the two worlds do not intersect.

This invisible line separating the performers on stage from the audience watching them is sometimes called “the fourth wall.” When you watch a play, it’s as if you’re watching somebody’s house, only somehow one of the walls was removed. This allows you to magically observe what’s going on without being seen.

Interactive theater challenges those traditions and breaks the fourth wall. There are many different ways interactive elements can be used in theater.

Audience members can be urged to sing along, or alert the heroes to danger. The cast may ask audience members for suggestions or answers to puzzles. In some interactive productions, audience members receive electronic devices and are able to vote on what happens next in a play.

Post Performance Discussion Questions from the Des Moines Performing Arts Center Curriculum Guide

How do the performers use their bodies in the performance to show us how they feel and what is happening in the play?

How does this music in the play make you feel? When the music moves fast or slow or loud or quiet, how do you feel? How do you know if a song is happy or sad? How do sounds in the play make imaginary objects come to life?

How do the light and the darkness change what you see and what you feel in the play? How do the actors use light and shadow to tell their stories?

The actors and musicians in **Doodle POP** travel all around the world to perform. They are from South Korea, where most people speak Korean as their first language. Why might a non-verbal story make it easier for them to share their story with kids everywhere?

Doodle POP uses drawings to tell a story. Sometimes the drawings move. Moving drawings are called animations! The performers create images by drawing with their markers and putting black ink on the whiteboard. They also create images by erasing - taking away the black ink to show more of the whiteboard and reveal a new image. By drawing and erasing, the performers are able to create lots of different environments and creatures.

- What different environments or creatures do you remember seeing?
- What was your favorite drawing or animation in the play?
- We see the performers express themselves through sketching and drawing, everything from faces to plants, horses to fish, ships to racing turtles. Do you like to draw? What do you like to draw?

How do you think Oogie and Woogie felt after they let turtle go?

Have you ever done something even though it was difficult because you knew it was the right thing to do?

How did you feel afterward?




Photo courtesy of Brush Theatre

PAINT PATTERNS

Even the simplest stroke can make a fabulous pattern.

Can you make some more paint patterns? Fill the pages.




TRACINGS OF MY HAND

Trace your hand with a pencil.


Who lives in your thumb? What does your index finger look like?

Let's draw five friends who live in each finger.



START WITH CIRCLE


What can you draw?



DRAWING EGGS!

So many eggs are there. What's in there?

You can change it into anything else other than eggs.







WHAT DO YOU WANT TO BE?

Can you turn these simple characters into different professions?




chef



WHAT DO YOU THINK NOW?

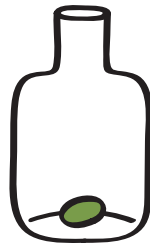

Draw inside your head.



LET'S PLANT A SEED

There is a seed inside the bottle.

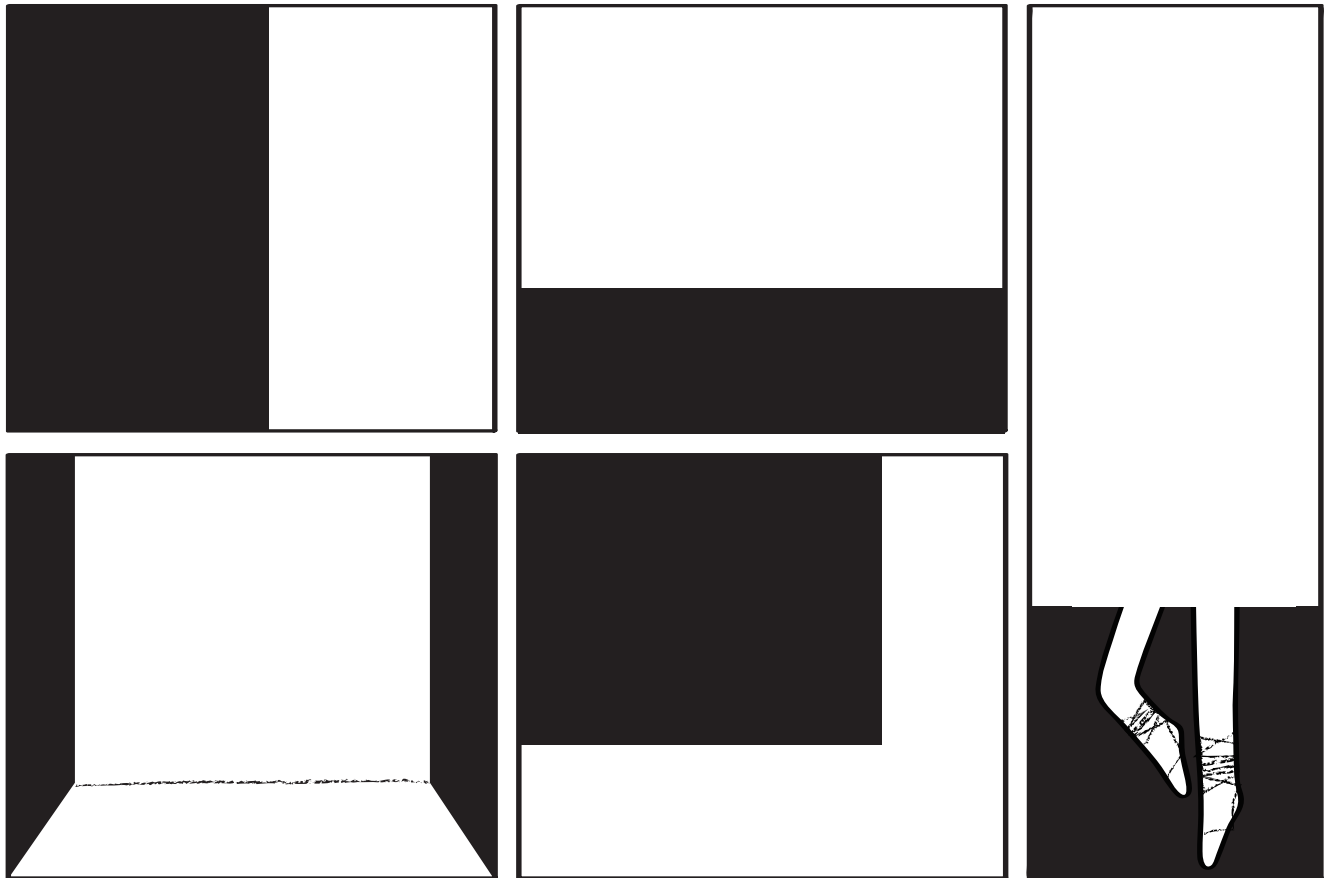
Let's cultivate the seed.



WHERE IS WOOGIE & BOOGIE?

Black side is a shadowy space. White side is a blank space.

Draw Woogie & Boogie moving in these strange spaces.



BE YOUR OWN CRITIC

Now it is your turn to tell us what you thought about the performance that you saw at Overture Center! Use this worksheet to brainstorm some ideas. Make sure to use specific examples from the performance. If you forgot anything, ask your friends and teachers who went to the show with you. Turn your ideas into a rough draft and then send a final copy to us!

I saw _____
(SHOW TITLE)

Overture Center is...



because...

What would you say this show is about?



Two things that I really loved about the performance were...





Two things that could have been better in the performance were...





I thought the artistic elements (scenery, sound/music, lighting, costumes) were...



because...

I would want to meet the character...



in real life because...

If I could ask the performer(s) a question, I would ask them...



Imagine that you're telling a friend about this show. What would you say?



Resources



Photo courtesy of Brush Theatre

Brush Theatre [website](#)

An [interview](#) with Doodle POP's creators

An article [all about Doodle POP](#)

Information on the [potential health benefits](#) of binaural sound

Article on [physical theater](#)

[More](#) about physical theatre

Article about [immersive theater](#)

[Video](#) about immersive theater

An article about the [impact of interactive theater](#) in an educational setting

Academic Standards

Theater

Theatre Performance: Respond

Standard 3 – RESPOND

TP.R.4.j – *Analysis* – Identify separate elements in a theatrical work.

TP.R.5.j – *Reflection* – Assess personal participation in a performance.

TP.R.6.j – *View Performance* – Demonstrate developmentally appropriate audience etiquette.

Standard 4 – CONNECT

TP.Cr.6.i: *Cultural Social Context* – Explain how theatre relates to self, others, and the world.

TP.Cr.6.i: *Research* – Identify the “given circumstances,” environmental and situational conditions that influence a theatrical work.

TP.Cr.8.i: *Cross Disciplinary* – Identify how theatre connects to literature and social studies.

English Language Arts

Strand: Speaking and Listening – Listen to understand and adapt speech to a variety of purposes, audiences, and situations in order to meet communicative goals. Be able to justify intentional language choices and how those choices differ for culture and context.

Comprehension & Collaboration

SL.1.1 Participate in collaborative conversations with diverse partners about topics and texts with peers and adults in small and larger groups.

1. With guidance and support, follow agreed-upon norms for discussions and participate by actively listening, taking turns, and staying on topic.
2. Build on others' talk in conversations by responding to the comments of others through multiple exchanges.
3. Ask questions to clear up any confusion about the topics and texts under discussion.
4. Consider individual differences when communicating with others.

Art & Design

Standard AA 3: RESPOND

K-2 (a)

AA.R.1.a: *Describe*: Identify details, basic elements, and subject matter of an artwork.

AA.R.2.a: *Analyze*: Distinguish between reality and imaginary when describing a work of art.

AA.R.3.a: *Interpret*: Use details and subject matter to interpret an artwork's mood or meaning.

AA.R.4.a: *Inquire*: Determine the artist's intent by identifying the details and subject matter.



Photo courtesy of Wisconsin Commons

About Live Performance

Theater, unlike movies or television, is a LIVE performance. This means that the action unfolds right in front of an audience, and the performance is constantly evolving. The artists respond to the audience's laughter, clapping, gasps and general reactions. Therefore, the audience is a critical part of the theater experience. In fact, without you in the audience, the artists would still be in rehearsal!

Remember, you are sharing this performance space with the artists and other audience members. Your considerate behavior allows everyone to enjoy a positive theater experience.

Prepare: Be sure to use the restroom before the show begins!

Find Your Seat: When the performance is about to begin, the lights will dim. This is a signal for the artists and the audience to put aside conversations. Settle into your seat and get ready to enjoy the show!

Look and Listen: There is so much to hear (dialogue, music, sound effects) and so much to see (costumes, props, set design, lighting) in this performance. Pay close attention to the artists onstage. Unlike videos, you cannot rewind if you miss something.

Energy and Focus: Artists use concentration to focus their energy during a performance. The audience gives energy to the artist, who uses that energy to give life to the performance. Help the artists focus that energy. They can feel that you are with them!

Talking to neighbors (even whispering) can easily distract the artists onstage. They approach their audiences with respect, and expect the same from you in return. Help the artists concentrate with your attention.

Laugh Out Loud: If something is funny, it's good to laugh. If you like something a lot, applaud. Artists are thrilled when the audience is engaged and responsive. They want you to laugh, cheer, clap and really enjoy your time at the theater.

Discover New Worlds: Attending a live performance is a time to sit back and look inward, and question what is being presented to you. Be curious about new worlds, experience new ideas, and discover people and lives previously unknown to you. Your open mind, curiosity, and respect will allow a whole other world to unfold right before your eyes!

Please, don't feed the audience: Food is not allowed in the theater. Soda and snacks are noisy and distracting to both the artists and audience.

Unplug: Please turn off all cell phones and other electronics before the performance. Photographs and recording devices are prohibited.





Overture

CENTER FOR THE ARTS



PARTNERS:



OnStage is supported in part by: American Girl's Fund for Children, Madison Community Foundation, Nelnet and Patrick & Linda McKenna and contributions to Overture Center for the Arts.

Overture Center's mission is to support and elevate our community's creative culture, economy and quality of life through the arts.

overture.org/onstage

201 STATE STREET MADISON, WI 53703